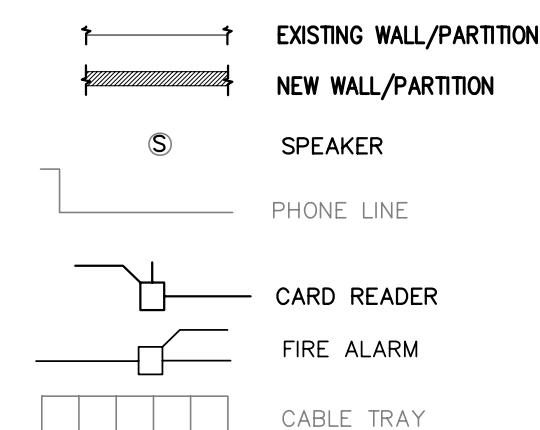




LITTLE ROCK A.F.B.
ARKANSAS

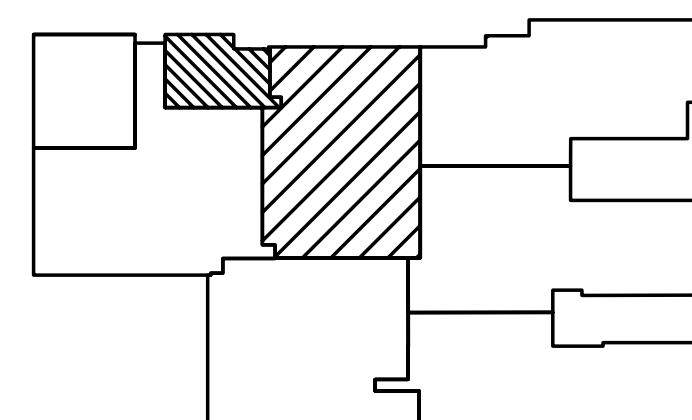
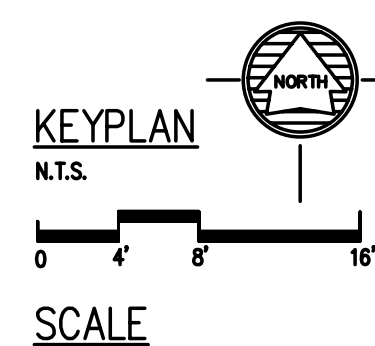
					APP'D
					BY
					Date
					Revision/Issue
					No.

PROJECT TITLE REPAIR MEDICAL CENTER PH 3 LITTLE ROCK AFB, ARKANSAS	SHEET TITLE ELECTRICAL SYSTEMS PLAN
DRAWN BY RJR	LEAD DESIGNER AM
TECH REVIEWER KF	PROJECT NUMBER NKAK 06-8001
DESIGNED BY KF	SHEET
DATE 8-11-06	E1.31
SCALE 1/8"=1'-0"	34 of 37



NOTES:

- SEE DRAWING E0.00 FOR SYMBOL LEGEND.
- ALL DUPLEX COM. OUTLETS TO BE INSTALLED IN 2 1/2" DEEP, SINGLE GANG "OLD WORK" BOXES WITH 1" TYPE ENT CONDUIT STUBBED UP 6" ABOVE HUNG CEILING.
- ALL CABLE TRAY FOR COM. WIRING TO BE CENTER SPINE TYPE OR DOUBLE TIER WALL MOUNTED TYPE, WHICHEVER IS EASIER TO WORK AROUND EXISTING OBSTRUCTIONS.
- PROVIDE A CAT 6 CABLE WITH WHITE OUTER COVERING FROM EVERY "LAN" COM. OUTLET TO PATCH PANEL IN ROOM C117. PROVIDE A CAT 6 CABLE WITH BLUE OUTER COVERING FROM EVERY "TEL" COM. OUTLET TO PATCH PANEL IN ROOM A208. ALL COM. WIRE TO BE ROUTED WITHIN NEW CABLE TRAY INASMUCH AS POSSIBLE.
- ALL P.A. SPEAKERS TO BE WIRED TO EXISTING P.A. AMPLIFIER. PROVIDE LOCAL VOLUME CONTROLS ONLY AS SHOWN ON PLANS.
- SEE DETAIL ON DWG E2.01 FOR EXACT LOCATION OF CABLE TV OUTLETS.
- FIRE ALARM AUDIO/VISUAL DEVICES IN 4 IMAGING ROOMS TO BE ADJUSTED FOR MINIMUM VOLUME.
- ADJUST TAPS ON ALL PA SPEAKER TRANSFORMERS TO PROVIDE UNIFORM VOLUME THROUGHOUT SPACE.
- WIRE NEW BEST "IDH MAX" ELECTRIFIED LOCKS TO EXISTING CONTROL CABINET IN ROOM F128. ALL WIRING TO BE BEST APPROVED 4/C CABLE INSTALLED IN 3/4" ENT. PROVIDE SEPARATE CABLE RUN FOR EACH LOCK, BUT CABLES MAY BE RUN IN COMMON CONDUITS.
- PROVIDE BEST APPROVED 12VDC POWER SUPPLY ABOVE HUNG CEILING IN ROOM A113, WIRED TO DOOR LOCK/BUZZER AND PUSH BUTTON SHOWN, SEE ARCHITECTURAL DETAILS AND SPECS FOR ADDITIONAL INFORMATION. CONNECT POWER SUPPLY TO NEAREST UNSWITCHED 120VAC POWER SOURCE.
- NEW TV OUTLETS TO BE CONNECTED TO EXISTING CATV SERVICE IN ROOM F103, UTILIZING RG-6 CABLE IN 3/4" CMT. PROVIDE NEW SPLITTER AT EACH TV LOCATION.
- WIRE ALL FIRE ALARM DEVICES TO EXISTING FIRE ALARM PANEL. EXISTING WIRING TO SMOKE DETECTORS AND DOOR HOLDERS MAY BE REUSED AS APPROPRIATE. ALL AUDIO/VISUAL DEVICE WIRE TO BE NEW.
- EXISTING LAN EQUIPMENT RACK TO BE CENTERED IN EXPANDED ROOM AS DIRECTED BY BASE COMM. GROUP.



AS BUILTS

1 ELECTRICAL SYSTEMS FLOOR PLAN
SCALE: 1/8" = 1'-0"