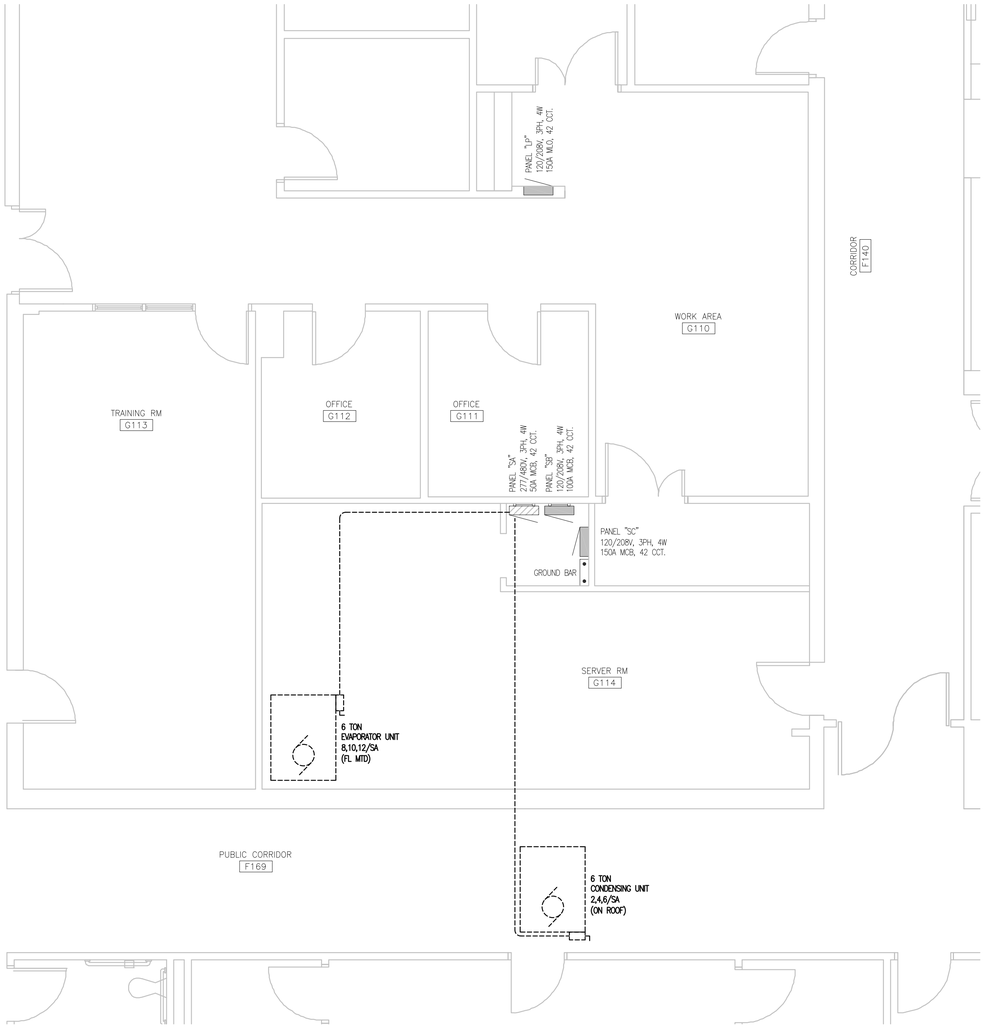

1 SERVER ROOM ELECTRICAL DEMOLITION PLAN
SCALE: 1/4" = 1'-0"

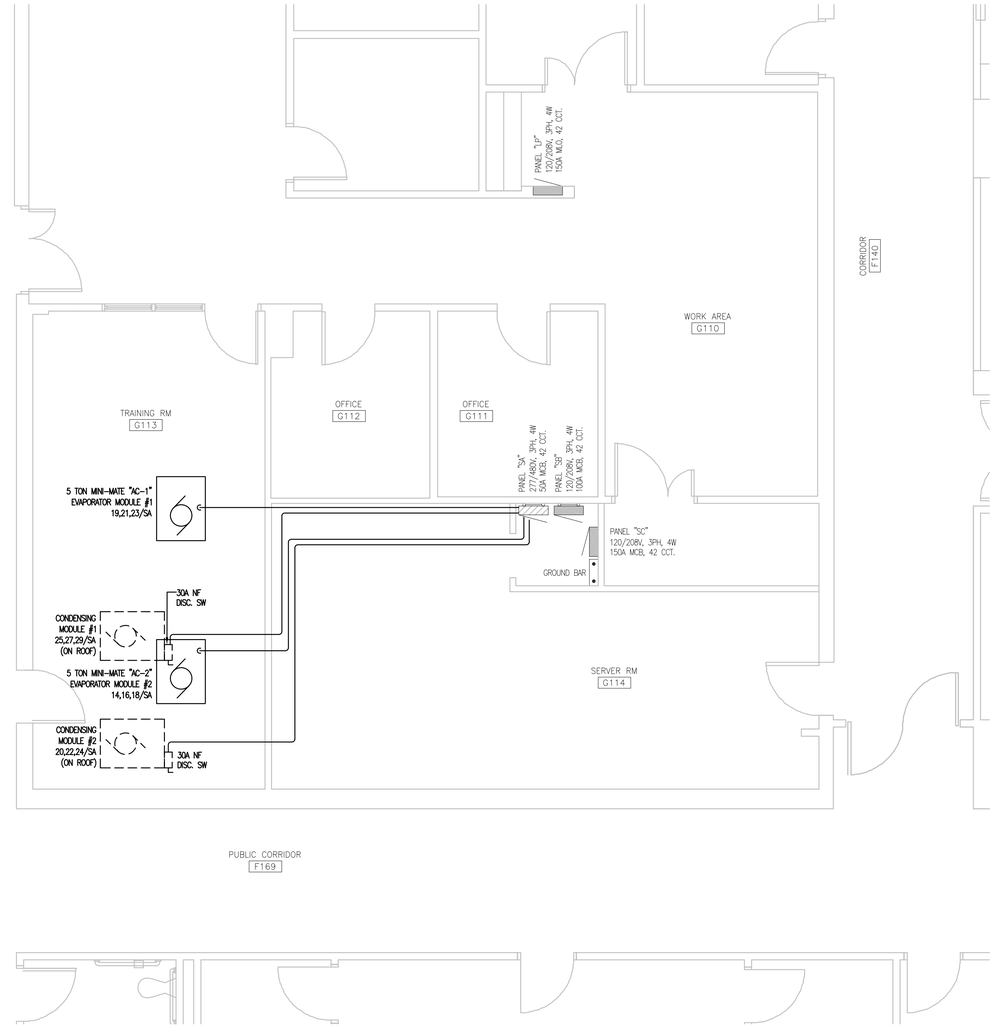

2 SERVER ROOM ELECTRICAL PLAN
SCALE: 1/4" = 1'-0"

GENERAL NOTES:

1. HEAVY TONE LINEWORK AND TEXT DENOTE NEW WORK. LIGHT TONE LINEWORK AND TEXT DENOTES EXISTING CONDITIONS TO REMAIN. DASHED LINEWORK DENOTES DEMOLITION OR EQUIPMENT LOCATED ON A DIFFERENT FLOOR.

LEGEND:

- 120/208V PANELBOARD/EQUIPMENT
- 277/480V PANELBOARD/EQUIPMENT

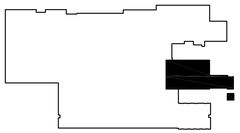

KEY PLAN

SHEET PLOTTED FULL SIZE = 24"X36"	DATE REVISED
NOTICE: THIS IS THE PERSONAL PROPERTY OF KROESCHELL ENGINEERING CO. AND ALL USE IS FORBIDDEN EXCEPT UPON WRITTEN CONSENT.	
CAD Filename. K\\Air Force Bases\Little Rock\14554	
ADDITIONS AND REVISIONS	
ISSUED FOR 65% DESIGN	1/10/14
ISSUED FOR 65% DESIGN-REV. 1	1/13/14
ISSUED FOR 100% DESIGN	2/21/14

KROESCHELL ENGINEERING Co.
3222 KENNICOTT AVE.
ARLINGTON HEIGHTS, IL. 60004
(312) 649-7980 / FAX: (312) 337-1944
KROESCHELL.COM

dkjv
Donley-Kirlin Joint Venture
515 DOVER RD.
ROCKVILLE, MD. 20850
(301) 315-7456 / FAX: (240) 453-8722
DONLEYKIRLIN.COM

19TH MEDICAL SUPPORT GROUP

LITTLE ROCK AFB, ARKANSAS
REPAIR OF MECHANICAL BUILDING INFRASTRUCTURE SYSTEMS

DRAWN BY	RPK
CHECKED BY	MM
APPROVED BY	MM
SCALE	1/4" = 1'-0"
DATE	JANUARY 2014

ENLARGED SERVER RM ELECTRICAL PLANS

JOB No. 14554

Sheet No. E-7