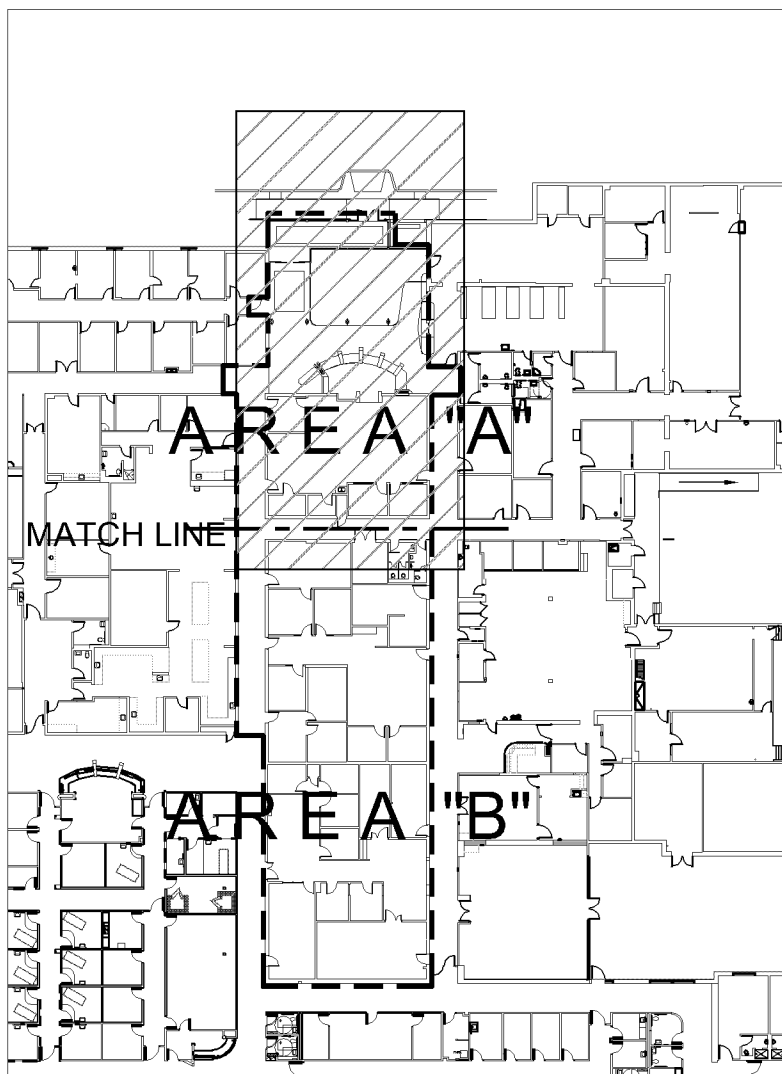


1 FLOOR PLAN - AREA "A" - ENTRANCE LOBBY , PHARMACY AND PHARMACY WAITING
1/8"=1'-0"



WALL LEGEND


- | | | | |
|--|--|--|---|
| | EXISTING METAL STUD & GYP BD WALL TO REMAIN. PROVIDE NEW FINISHES PER SCHEDULE. WALL EXTENDS TO APPROXIMATELY 6" ABOVE CEILING | | NEW METAL STUD & GYP BOARD HALF WALL. |
| | NEW METAL STUD & GYP BOARD WALL WITH SOUND INSULATION FULL HEIGHT TO STRUCTURE ABOVE. | | SECURITY WALL PER DOD STANDARDS. NEW OR MODIFIED EXISTING WALL, PER WALL TYPES ABOVE, FULL HEIGHT TO STRUCTURE. ALL OPENINGS SHALL BE PROTECTED PER DOD STANDARDS. ALSO SEE GENERAL NOTE H THIS SHEET |
| | NEW METAL STUD & GYP BOARD WITH SOUND INSULATION, EXTENDS TO APPROXIMATELY 6" ABOVE CEILING | | NEW CMU WALL TO STRUCTURE OR TO COUNTERTOP HEIGHT AT PHARMACY DISPENSING COUNTER |

GENERAL FLOOR PLAN NOTES:

- A. CONTRACTOR SHALL REMOVE & REINSTALL EXISTING EMPLOYEE CARD SWIPE WHERE EXISTING DOOR FRAMES ARE REPLACED.
- B. PROVIDE NEW HANDRAIL, CRASH RAIL & CORNER GUARDS AT LOCATIONS INDICATED ON DRAWING I-101 & I-102. SEE FINISH SCHEDULE ON DRAWING A-601 FOR NEW FINISHES.
- C. WHERE NEW WALLS ALIGN WITH EXISTING WALLS CONTRACTOR SHALL PROVIDE STUD WIDTHS AS REQUIRED TO MATCH OVERALL EXISTING WALL THICKNESS SO THAT NEW FINISHES ALIGN FLUSH.
- D. ROOM IDENTIFICATION SIGNS SHALL BE GOVERNMENT FURNISHED AND INSTALLED.
- E. ALL ABANDON ELECTRICAL OUTLETS, SWITCHES & FIXTURES SHALL BE REMOVED. HOLES SHALL BE PATCHED TO MATCH ADJACENT MATERIAL & TEXTURE & PREPARED TO RECEIVE NEW FINISH.
- F. AT ALL EXISTING WALL CONSTRUCTION TO REMAIN CONTRACTOR SHALL REMOVE ALL FASTENERS, FILL ANY HOLES & PREPARE SURFACE TO RECEIVE NEW FINISH.
- G. REPLACE VINYL WALL COVERING, WALL BASE AND CRASH RAILS IN THEIR ENTIRETY WITH NEW TO MATCH WHERE WALL INFILL CONSTRUCTION HAS OCCURRED. PATCHED FINISHES NOT ALLOWED.
- H. AT ALL CORRIDOR WALLS, CONTRACTOR SHALL VERIFY AND BRING ALL CORRIDOR WALLS TO UNDERSIDE OF DECK, INCLUDING BUT NOT LIMITED TO PROVIDING INFILL SECURITY WALL INFILLS ABOVE NEW OR EXISTING DOOR FRAMES.
- J. (E) COUNTER, UPPER AND LOWER CAB CASEWORK IN PHARMACY (N.I.C.). CASEWORK TO BE REMOVED, STORED AND RE-INSTALLED BY GOVERNMENT
- K. PATCH WALLS AS REQUIRED TO BRING ALL (E) ELECTRICAL & COMM OUTLETS TO UNIFORM VERTICAL ALIGNMENT TO MEET ADA

KEYED FLOOR PLAN NOTES:

- ① TYPICAL SYMBOL FOR NEW WALL CONSTRUCTION OR OPENING INFILL. SEE WALL LEGEND AND WALL TYPES A-101R & A-501 FOR DESCRIPTION.
- ② TYPICAL SYMBOL FOR EXISTING WALL CONSTRUCTION. CONTRACTOR SHALL REMOVE ALL FASTENERS, FILL HOLES & PREPARE SURFACE TO RECEIVE NEW FINISHES.
- ③ NEW METAL FURRING & GYP BOARD FINISH OVER EXISTING BRICK. SEE WALL LEGEND AND WALL TYPES A-501 FOR DESCRIPTION. PROVIDE FURRING TO OBTAIN OVERALL FLUSH AND SMOOTH APPEARANCE FOR FINISH WALL
- ④ EXISTING ALUMINUM STOREFRONT AND GLAZING TO REMAIN
- ⑤ EXISTING ALUMINUM STOREFRONT RELOCATED AND MODIFIED TO FIT NEW LOCATION. PROVIDE NEW GLAZING AS REQUIRED. PROVIDE ALUMINUM CLOSURE PANELS AT ENDS AS NECESSARY TO FILL EXISTING OPENING.
- ⑥ NEW DESIGN BUILD DARK BRONZE ANODIZED ALUMINUM STOREFRONT MATCH EXISTING GLAZING IN TINT AND TYPE AS REQUIRED TO MEET DOD ANTI-TERRORISM STANDARDS.
- ⑦ NEW STOREFRONT WITH AUTOMATIC SLIDING DOOR
- ⑧ COLUMN CLADDING COVER - TAPERED - CHERRY LAM PANELS
- ⑨ NEW HOLLOW METAL FRAME & GLAZING.
- ⑩ NEW MILLWORK. DISPENSING COUNTER AT PHARMACY INCLUDES LOW PARTITION DIVIDERS BY MILLWORK CONTRACTOR
- ⑪ SOLID SURFACE COUNTERTOP WITH UPPER "FIN WALL" CABINETS. LOWER CABINETS TO BE MODULAR CABINETS G.F.G.I.
- ⑫ FLOORING TRANSITION STRIP - THINSET TILE AND CARPET OR CARPET TILE
- ⑬ DROPPED SOFFIT - SEE REFLECTED CEILING PLAN
- ⑭ CONCRETE SLAB WITH WALKOFF MAT
- ⑮ THINSET TILE AT WALL
- ⑯ VINYL WALL COVERING, CRASH RAIL AND RESILIENT BASE REPLACEMENT IN ENTIRETY AS REQUIRED FOR SMOOTH AND FLUSH ALIGNMENT BETWEEN INFILL WALL AND ADJACENT EXISTING WALL
- ⑰ 5/8" GYP BOARD OVER EXISTING METAL STUD - ALSO SEE FINISH SCHEDULE
- ⑱ NEW SINK, EYEWASH WITH BASE AND UPPER CABINETS
- ⑲ PANELIZED GYP BD ATTACHED TO FURRING, ALIGN FURRING AND REGLETS IN SPACING TO FIT PANEL DIMENSIONS. SEE FINISH SCHEDULE
- ⑳ FLOOR MOUNTED SINK
- ㉑ RECESSED FIRE EXTINGUISHER CABINET
- ㉒ EXISTING FIRE EXTINGUISHER CABINET TO REMAIN





LITTLE ROCK A.F.B.
ARKANSAS

GARVER 1010 Battery St.
Little Rock, AR 72202
501-376-3633
www.GarverUSA.com

CROMWELL
ARCHITECTS ENGINEERS

101 SOUTH SPRING ST
LITTLE ROCK AR 72201
TELEPHONE 501-372-2900
FACSIMILE 501-372-0482



APPROVED	BY	DATE	REVISION/ISSUE	NO.

PROJECT TITLE REPAIR & RENOVATE MED. CLINIC PH IV A LITTLE ROCK AIR FORCE BASE JACKSONVILLE, ARKANSAS	SHEET TITLE FLOOR PLAN-AREA "A"			
	DRAWN BY JKL	LEAD DESIGNER K. TAYLOR		
	TECH REVIEWER JKL	PROJECT NUMBER NKAK 06-8006 4A		
	DESIGNED BY JKL	SHEET A-101-A		
	DATE 13 MAY 2009	SCALE 1/8"=1'-0"		