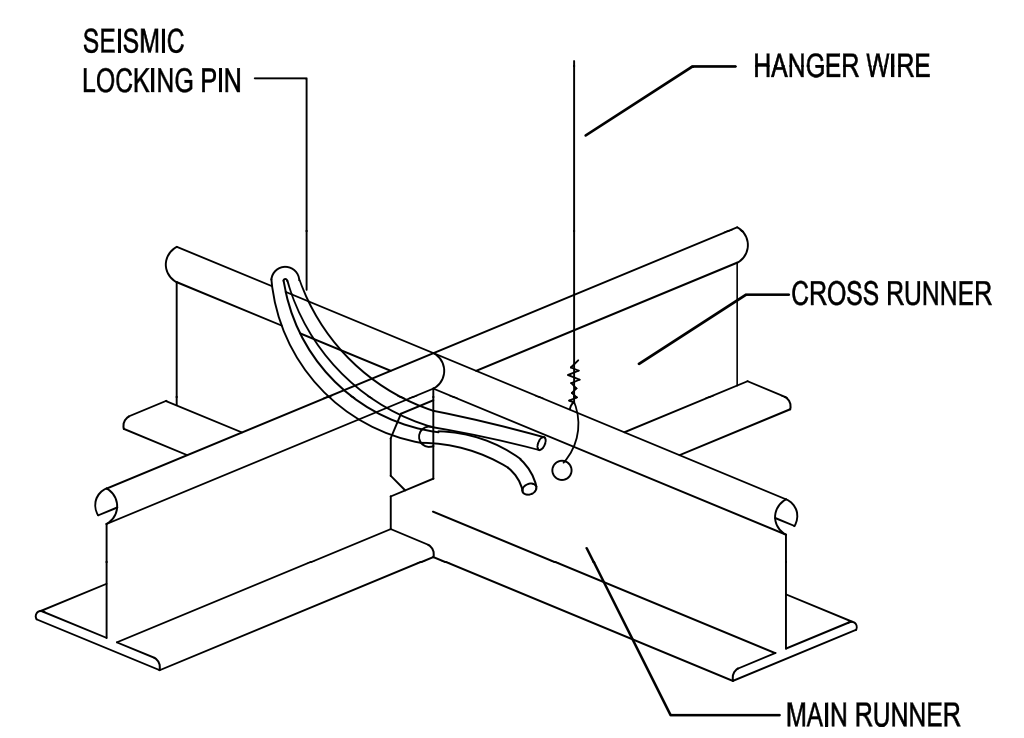
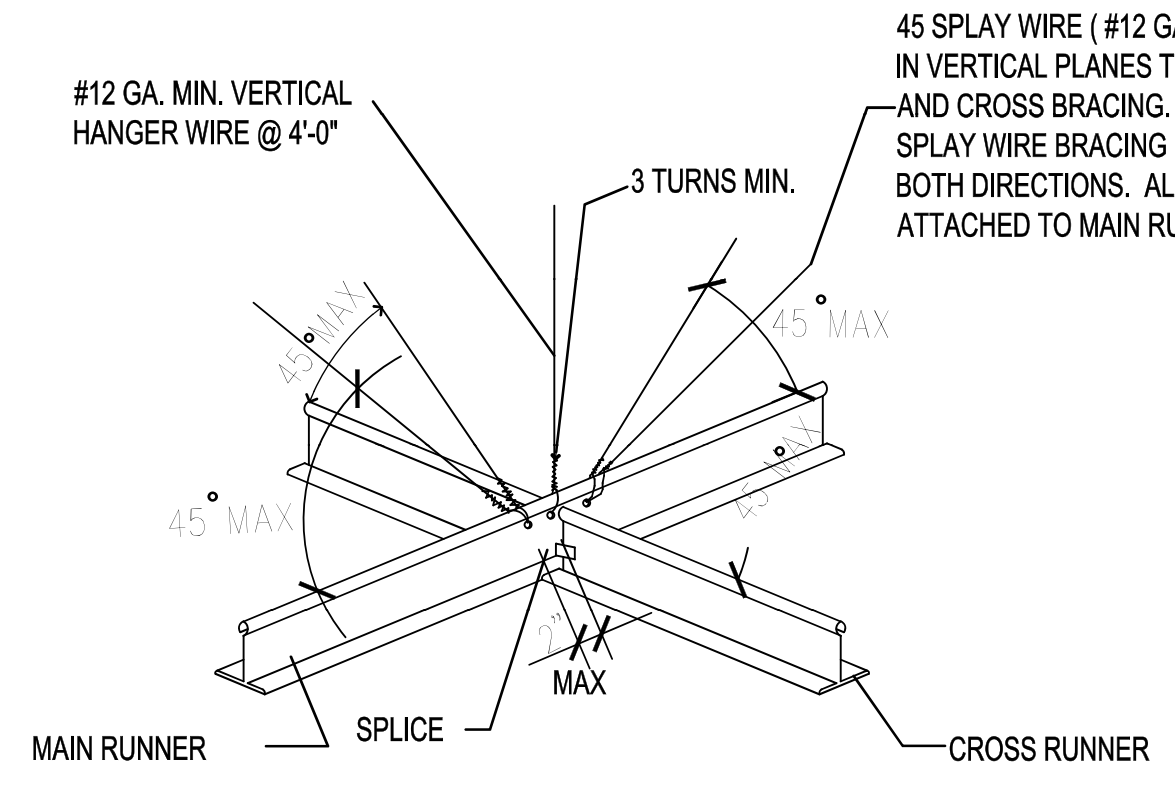


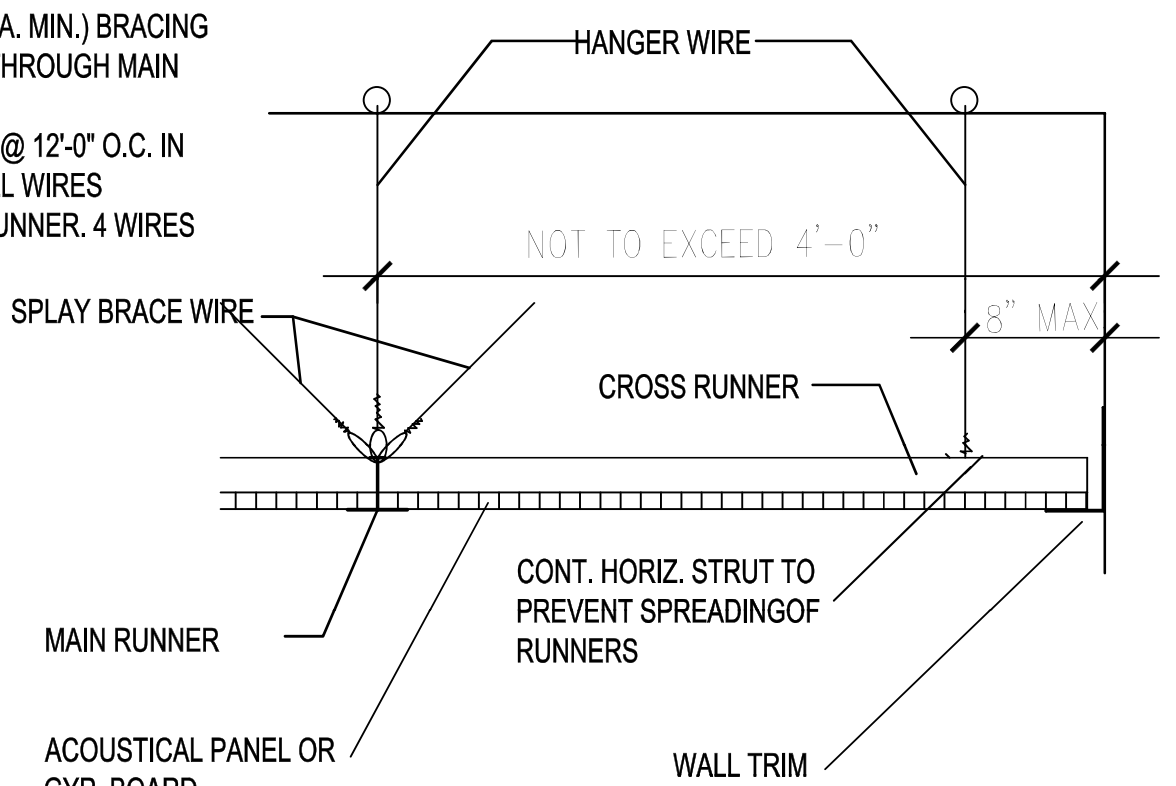
1 REFLECTED CEILING PLAN - AREA "A" - RE-FILL PHARMACY, LOGISTICS, HOUSEKEEPING
1/8"=1'-0"



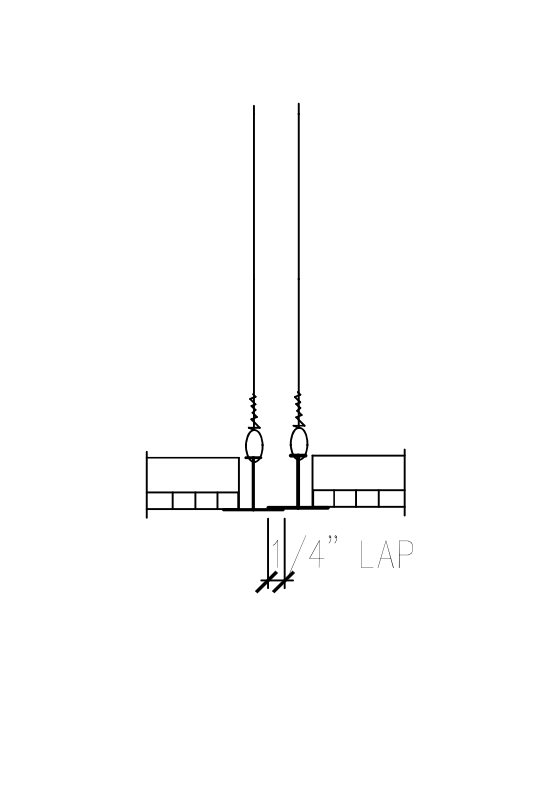
LOCKING CLIP TO FASTEN CROSS RUNNER TO MAIN RUNNER



TYP. SPLAY BRACING DETAIL
SUSPENDED CEILING SYSTEM



SUSPENDED CEILING DETAIL AT WALL



SLIP JOINT (S.J.)

2 SUSPENDED TILE CEILING GRID
N.T.S.

3 METAL ACCESS PANEL
1"=1'-0"

4 SUSPENDED ALUMINUM DECORATIVE GRID (8"X8" SQUARES)
SEE DETAIL 2/A-101R SIMILAR FOR HANGER INFORMATION ONLY.

5 EXISTING CEILING TO REMAIN

6 LIGHT FIXTURE. SEE ELECTRICAL DRAWINGS

7 MECHANICAL REGISTERS. SEE MECH DRAWINGS

8 WALL TYPE KEY. SEE A-501.

WALL LEGEND

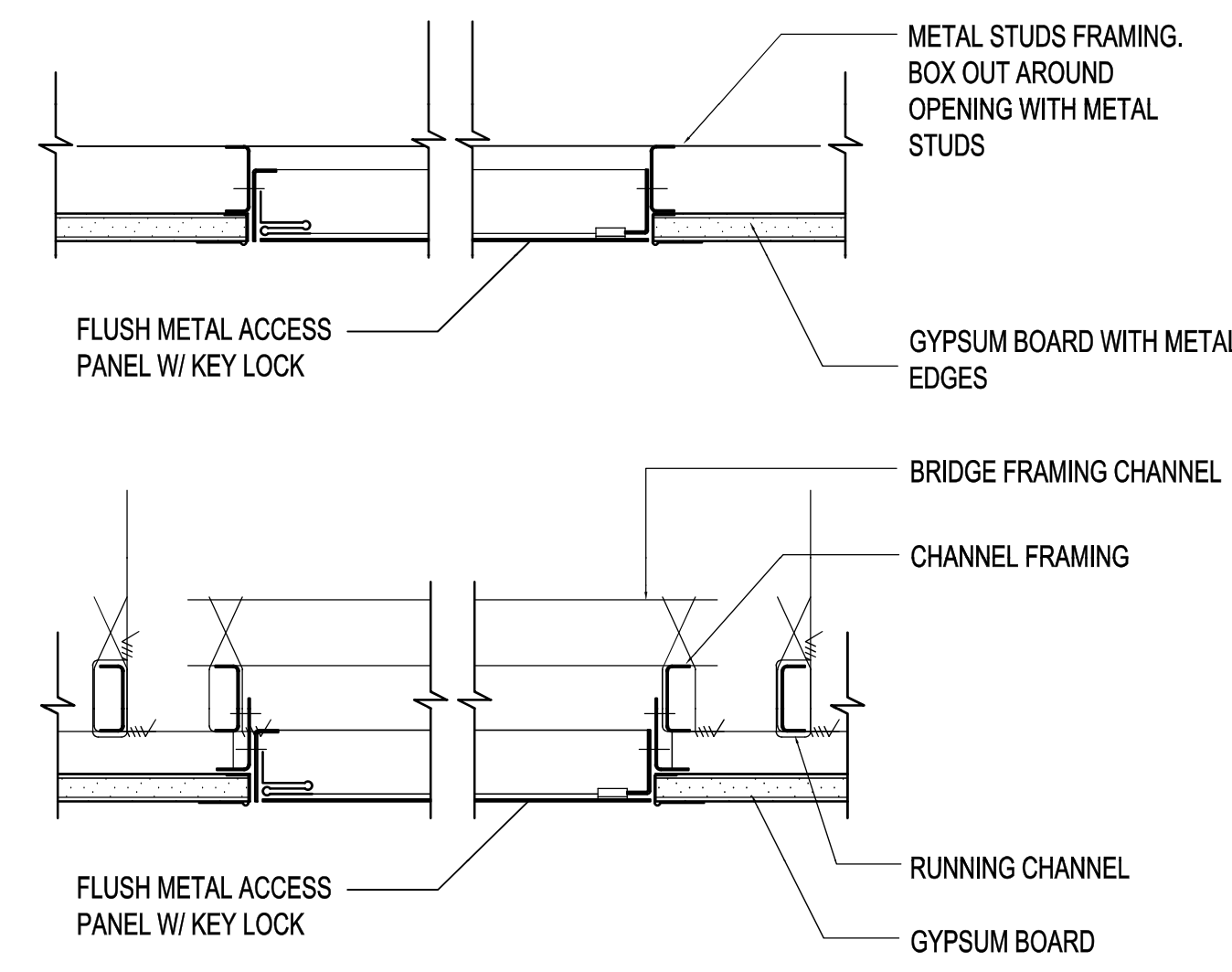
- EXISTING METAL STUD & GYP BD WALL TO REMAIN. PROVIDE NEW FINISHES PER SCHEDULE. WALL EXTENDS TO APPROXIMATELY 6" ABOVE CEILING
- EXISTING METAL STUD & GYP BD WALL TO REMAIN. NEW METAL STUD CRIPPLE WALL WITH GYP BD FINISH & SOUND INSULATION TO STRUCTURE ABOVE. (APPROXIMATELY 3'-6" HIGH)
- NEW METAL STUD & GYP BOARD WALL WITH SOUND INSULATION FULL HEIGHT TO STRUCTURE ABOVE.
- NEW METAL STUD & GYP BOARD HALF WALL.
- EXISTING FULL HT SMOKE PARTITION TO REMAIN. ALL WALLS & OPENINGS SHALL BE SMOKE RESISTIVE. PATCH & SEAL ALL PENETRATIONS.
- SECURITY WALL PER DOD STANDARDS. NEW OR MODIFIED EXISTING WALL, PER WALL TYPES ABOVE, FULL HEIGHT TO STRUCTURE. ALL OPENINGS SHALL BE PROTECTED PER DOD STANDARDS.

CEILING LEGEND

- NEW 2 x 2 ACOUSTICAL TILE & METAL GRID
- NEW GYP. BD. CEILING
- NEW SUSPENDED ALUMINUM DECORATIVE GRID (8"X8" SQUARES) SEE DETAIL 2/A-101R SIMILAR FOR HANGER INFORMATION ONLY.
- EXISTING CEILING TO REMAIN
- LIGHT FIXTURE. SEE ELECTRICAL DRAWINGS
- MECHANICAL REGISTERS. SEE MECH DRAWINGS
- WALL TYPE KEY. SEE A-501.

KEYED REFLECTED CEILING PLAN NOTES:

- SEE FINISH SCHEDULE, DRAWING A-601, FOR CEILING HEIGHTS.
- PATCH HEAD AT OPENING WITH LIKE MATERIALS & TEXTURE. PAINT TO MATCH ADJACENT WALL.
- DECORATIVE ALUMINUM GRID @ 8'-0" A.F.F.
- NOT USED.
- EXISTING CEILING TO REMAIN. PATCH AS REQUIRED WITH LIKE MATERIALS. PAINT PER FINISH SCHEDULE.
- OVERHEAD COILING COUNTER DOOR HEAD.
- NEW LOCKABLE METAL CEILING ACCESS PANEL. SEE DETAIL 3/A-101R. PAINT TO MATCH CEILING COLOR.
- EXISTING HEAD TO REMAIN. PATCH AS REQD WITH LIKE MATERIALS. PAINT.



3 METAL ACCESS PANEL
1"=1'-0"



LITTLE ROCK A.F.B.
ARKANSAS

GARVER ENGINEERS

1010 BATTERY STREET
LITTLE ROCK, ARKANSAS 72202
www.garverengineers.com
(501) 376-3633

CROMWELL

ARCHITECTS ENGINEERS

101 SOUTH SPRING ST
LITTLE ROCK AR 72201
TELEPHONE 501-372-2900
FACSIMILE 501-372-0482

PROJECT TITLE
REPAIR & RENOVATE MEDICAL CLINIC PH IV
LITTLE ROCK AIR FORCE BASE
JACKSONVILLE, ARKANSAS
100% SUBMITTAL
SHEET TITLE
REFLECTED CEILING PLAN -
AREA "A"
RE-FILL PHARMACY, LOGISTICS, HOUSEKEEPING

DRAWN BY
P.J.L.
TEST/REVIEWER
P.J.L.
DESIGNED BY
P. LEDFORD
DATE
JULY 1, 2008
SCALE
AS NOTED
LEAD DESIGNER
K. TAYLOR
PROJECT NUMBER
NKA#06-8006-4
SHEET
A-101-R
5 of 50