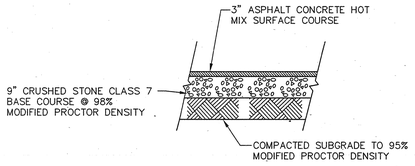

1 TYPICAL ASPHALT SECTION (DRIVES)
N.T.S.

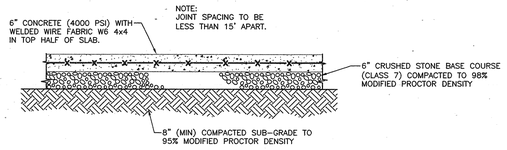

2 TYPICAL CONCRETE SURFACE
N.T.S.

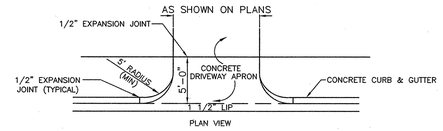

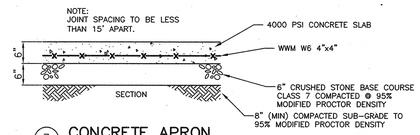

3 CONCRETE APRON
N.T.S.

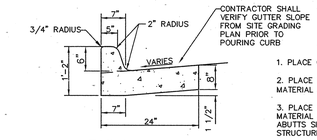

1. PLACE CONTROL JOINT AT 15' SPACING.
2. PLACE 1/2" PREMOLDED EXPANSION JOINT MATERIAL AT 60' MAXIMUM SPACING.
3. PLACE 1/2" PREMOLDED EXPANSION JOINT MATERIAL AT END OF RADIUS, WHERE CURB ABUTTS SIDEWALKS, DRAINAGE OR OTHER STRUCTURES.
4. EXTEND BASE COURSE 1' BEYOND BACK OF CURB

TYPICAL SECTION
4 CONCRETE CURB & GUTTER
N.T.S.

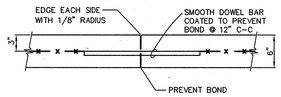

5 BUTT-TYPE CONSTRUCTION JOINT WITH DOWELS
N.T.S.

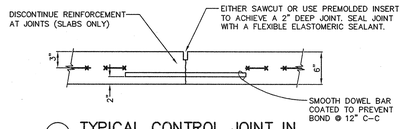

6 TYPICAL CONTROL JOINT IN SLAB (WITH DOWEL)
N.T.S.

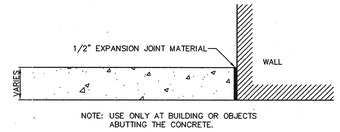

7 ISOLATION JOINT
N.T.S.

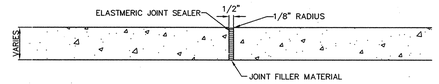

8 EXPANSION JOINT (EJ)
N.T.S.

SIZE: ALL 8' (2.44 M) LENGTHS w/ 0.210" (5.33 MM) THICK EXPOSED TOP LIP

1.5" X 2.25" (38 MM X 57 MM) MF BL – FOR GRAVEL PAVE INSTALLATION
4" X 3" (102 MM X 76 MM) MF BL – FOR BRICK PAVERS AND RESIN PAVE INSTALLATION

FINISH LEGEND:
(MF) MILL FINISH–NATURAL ALUMINUM

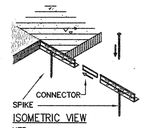

ISOMETRIC VIEW
NTS

NOTES:

1. INSTALLATION PER MANUFACTURER'S "INSTALLATION GUIDELINES"
2. 8'-0" (2.44 M) SECTIONS CONNECTED WITH 4" (102 MM) SLIDING CONNECTOR.
3. MAINTAIN ⅜" (9.5 MM) GAP BETWEEN SECTIONS TO ALLOW FOR PRODUCT EXPANSION IN EXTREME TEMPERATURES.
4. CORNERS: NOTCH BASE ONLY AND FORM A CONTINUOUS CORNER.
5. PERMALOC ASPHALTEDGE AS MANUFACTURED BY PERMALOC CORPORATION, HOLLAND MI. (800) 356-9660, (616) 399-9600
6. CONTRACTOR'S NOTE: FOR PRODUCT AND PURCHASING INFORMATION VISIT: WWW.PERMALOC.COM

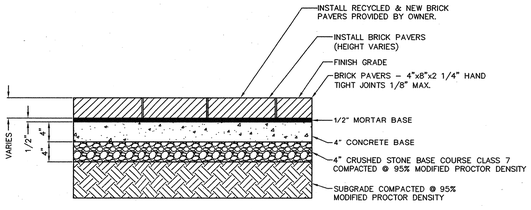

9 BRICK PAVERS
N.T.S.

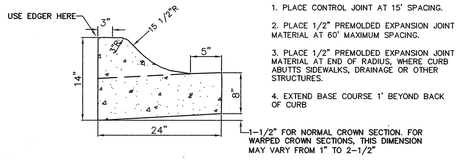

1. PLACE CONTROL JOINT AT 15' SPACING.
2. PLACE 1/2" PREMOLDED EXPANSION JOINT MATERIAL AT 60' MAXIMUM SPACING.
3. PLACE 1/2" PREMOLDED EXPANSION JOINT MATERIAL AT END OF RADIUS, WHERE CURB ABUTTS SIDEWALKS, DRAINAGE OR OTHER STRUCTURES.
4. EXTEND BASE COURSE 1' BEYOND BACK OF CURB

10 TYPICAL ROLL CURB DETAIL
N.T.S.

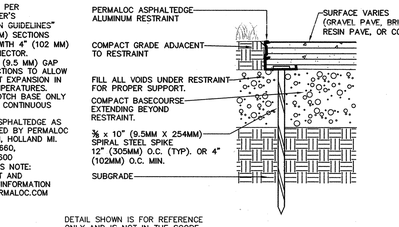

11 EDGING MATERIAL DETAIL
N.T.S

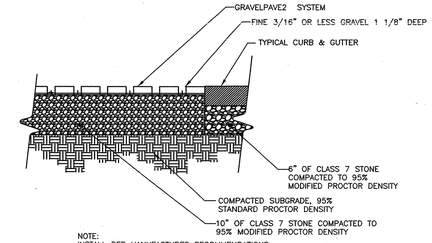

NOTE:
INSTALL PER MANUFACTURES RECOMMENDATIONS

12 GRAVELPAVE 2 AT CURB & GUTTER
N.T.S

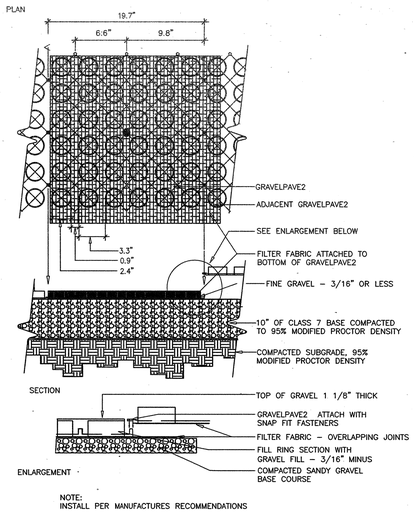

NOTE:
INSTALL PER MANUFACTURES RECOMMENDATIONS

13 TYPICAL GRAVELPAVE 2 DETAIL
N.T.S.

DETAIL SHOWN IS FOR REFERENCE ONLY AND IS NOT IN THE SCOPE OF WORK FOR PHASE 1.

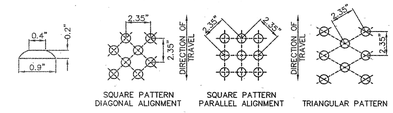

ADAAG TRUNCATED DOMES
N.T.S.

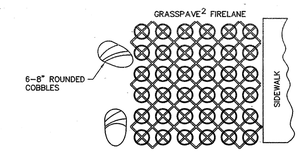

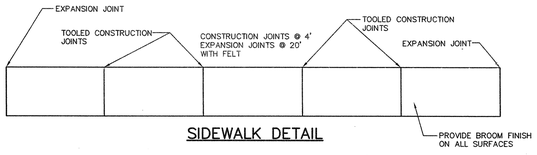

SIDEWALK DETAIL

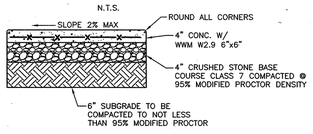

14 SIDEWALK DETAIL
N.T.S.

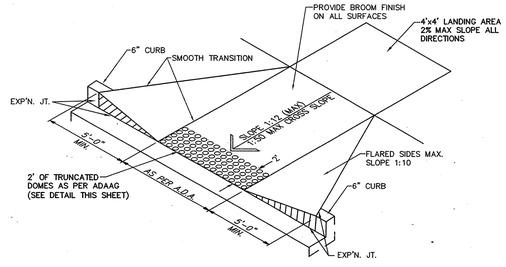

15 HANDICAP RAMP DETAIL
N.T.S.

16 GRASSPAVE2 FIRELANE DETAIL
N.T.S.

CERTIFICATE OF AUTH. McCLELLAND CONSULTING ENGINEERS No. 24 ARKANSAS ENGINEER

STATE OF ARKANSAS REGISTERED PROFESSIONAL ENGINEER No. 12713 DANIEL B. BERANEK

ORIGINAL SIGNATURE ON FILE

POLK STANLEY ROWLAND CURZON PORTER
ARCHITECTS, LTD.

700 SOUTH SCHILLER
LITTLE ROCK, AR 72201
501.378.0878 office
501.372.7629 fax

509W. SPRING STREET, SUITE 150
FAYETTEVILLE, AR 72701
479.444.0473 office
479.251.7216 fax

www.polkstanley.com

CONSULTANTS:

CIVIL ENGINEER:
McCLELLAND CONSULTING ENGINEERS INC.

LANDSCAPE ARCHITECT:
LARSON BURNS SMITH

STRUCTURAL ENGINEER:
CROMWELL ENGINEERS INC.

MECH., ELEC., PLUMB. ENGINEER:
CROMWELL ENGINEERS INC.

GLOBAL VILLAGE CONSULTANT:
CAMBRIDGE SEVEN ASSOCIATES

INTERIOR DESIGNER:
POLK STANLEY ROWLAND CURZON PORTER ARCHITECTS

GENERAL CONTRACTOR:
CDI CONTRACTORS, INC.

NOTES:

ISSUE DATE:
17 SEPTEMBER 07

REVISIONS:

#	DATE	DESCRIPTION

MURPHY KELLER EDUCATION CENTER

HEIFER INTERNATIONAL CENTER

LITTLE ROCK, ARKANSAS

PSRCP JOB NUMBER:
431E

CONTENTS:
SITE PAVING DETAILS

SHEET NUMBER:
C302

W:\2007\07-5720 Heifer Education Building\Design\DETAILS\C302.dwg, Model, 9/17/2007 11:25:55 AM, 1:24