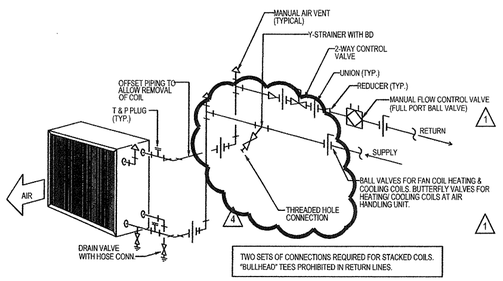

1 HOT OR CHILLED WATER COIL PIPING

M-201 | M-201 NO SCALE

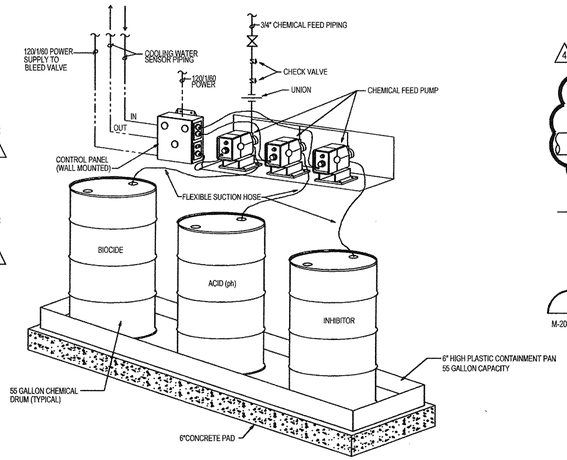

2 COOLING TOWER CHEMICAL FEED UNIT

M-201 | M-201 NO SCALE

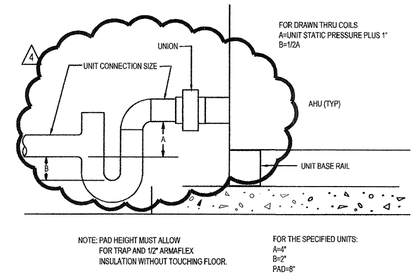

3 CONDENSATE DRAIN TRAP

M-201 | M-201 NO SCALE

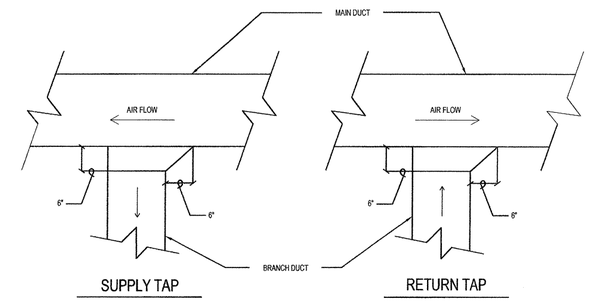

4 TYPICAL SUPPLY & RETURN DUCT TAP CONNECTIONS

M-201 | M-201 NO SCALE

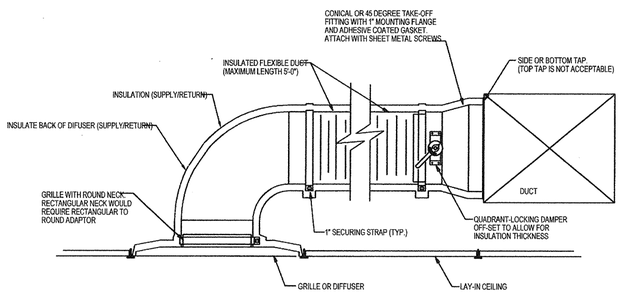

5 ROUND TAKE-OFF SUPPLY DUCT CONNECTION DETAIL

M-201 | M-201 NO SCALE

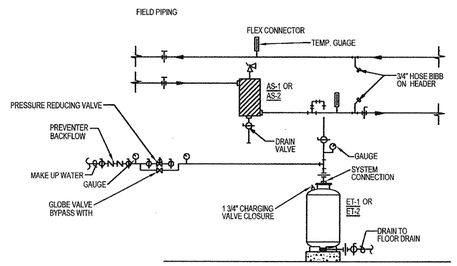

NOTE:
REFER TO EXPANSION TANK SCHEDULE FOR SYSTEM PRESSURE SET POINTS

6 MAKEUP WATER

M-201 | M-201 NO SCALE (CHILLED WATER & HEATING WATER)

LEGEND	
	ISOLATION VALVE
	UNION
	CONTROL VALVE
P&T	PRESSURE & TEMPERATURE GAUGE

NOTES:

1) SHELL DRAIN VALVE AND CONDENSATE DRAIN TRAP SHOULD BE ARRANGED TO PERMIT THE FLUIDS TO DRAIN FREELY, BY GRAVITY, TO A CONVENIENT FLOOR DRAIN. RELIEF VALVE SHOULD BE PIPED VERTICALLY TO A HEIGHT 18" ABOVE FLOOR.

2) ALL (*) ITEMS ARE INCLUDED SEPARATELY IN SHIPMENT FROM FACTORY.

3) LOCATE WATER INLET AND OUTLET FITTINGS (i.e. UNIONS, ELBOWS, ETC.) A MINIMUM OF 6" FROM BOILER. FITTINGS TO PREVENT INTERFERENCE WITH REMOVAL OF BOILER PANELS AND COVERS. ALL PIPING AND ELECTRIC CONNECTIONS (SERVICE SWITCHES, CONDUIT BOXES) SHOULD LIKEWISE BE 6" AWAY FROM SIDE PANELS.

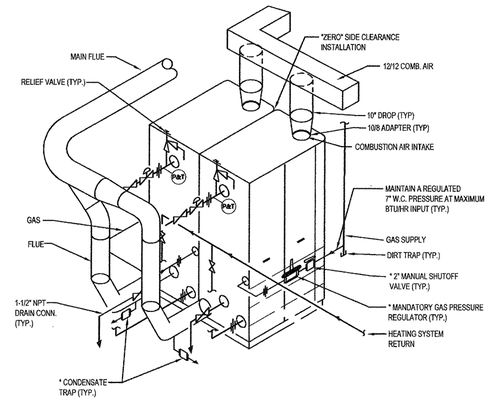

7 BOILER PIPING DETAIL

M-201 | M-201 NO SCALE

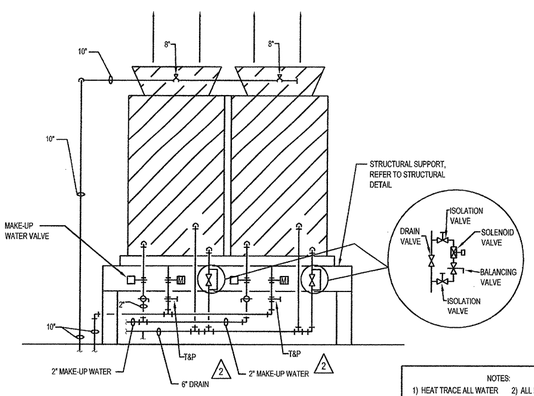

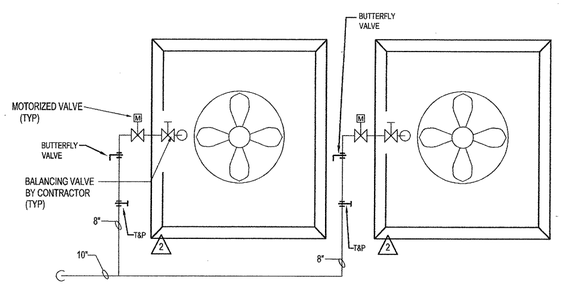

NOTES:
1) HEAT TRACE ALL WATER ABOVE GRADE OUTSIDE THE BUILDING.
2) ALL PIPING MUST BE SUPPORTED INDEPENDANT OF TOWER.

8 COOLING TOWER PIPING DETAIL

M-201 | M-201 NO SCALE

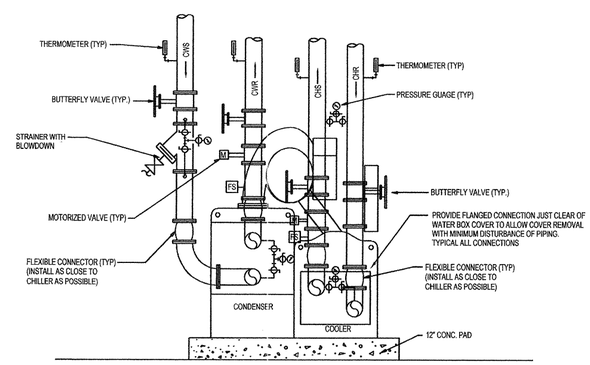

9 CHILLER PIPING DIAGRAM

M-201 | M-201 NO SCALE

NOTE: PIPE PRESSURE GAUGES TO CHILLER NOZZLES

NOTE: PIPING SHOWN IS SCHEMATIC TO LOCATE ACCESSORIES. ACTUAL CHILLER CONNECTIONS MAY VARY FROM LOCATIONS SHOWN.

POLK STANLEY YEARY ARCHITECTS, LTD.

700 SOUTH SCHILLER
LITTLE ROCK, AR 72201
501 378-0878
FAX 372-7629

21 W. MOUNTAIN, SUITE 227
FAYETTEVILLE, AR 72701
479-444-0473

CONSULTANTS:

OWNER'S PROJECT ADVISOR:
MOSES TUCKER REAL ESTATE, INC.

CIVIL ENGINEER:
McCLELLAND ENGINEERS

LANDSCAPE ARCHITECT:
LARSON BURNS SMITH

STRUCTURAL ENGINEER:
CROMWELL ENGINEERS INC.

MECH., ELEC., PLUMB. ENGINEER:
CROMWELL ENGINEERS INC.

SUSTAINABLE CONSULTANT:
BNIM / ELEMENTS

GLOBAL VILLAGE CONSULTANT
CAMBRIDGE SEVEN ASSOCIATES

INTERIOR DESIGNER:
POLK STANLEY YEARY

GENERAL CONTRACTOR:
CDI

GENERAL NOTES:

NOTES:

ISSUE DATE:
DECEMBER 15, 2003
CORE/SHELL
PACKAGE #5

REVISIONS:

#	DATE	DESCRIPTION
1	1-16-04	ADDENDUM #1
1	1-23-04	PACKAGE 5-ADDM. 02
1	7-1-04	PACKAGE 7, 100% ROLL UP
1	11-29-04	ASI #27

HEIFER INTERNATIONAL CENTER OFFICE BUILDING

LITTLE ROCK, ARKANSAS

PSY PROJECT NUMBER:
431C

CERTIFICATE OF AUTHORIZATION
CROMWELL ENGINEERS #55
ARKANSAS ENGINEER

STATE OF ARKANSAS
REGISTERED PROFESSIONAL ENGINEER
No. 9408
12-5-03
TODD A. KUHN

CONTENTS:
HVAC DETAILS

SHEET NUMBER:
M201