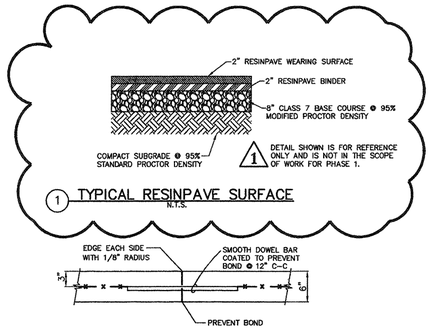

1 TYPICAL RESINPAVE SURFACE
N.T.S.

5 BUTT-TYPE CONSTRUCTION JOINT WITH DOWELS
N.T.S.

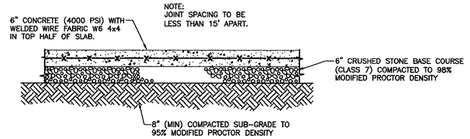

2 TYPICAL CONCRETE SURFACE
N.T.S.

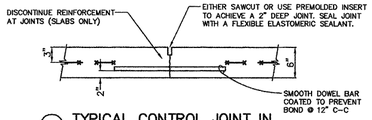

6 TYPICAL CONTROL JOINT IN SLAB (WITH DOWEL)
N.T.S.

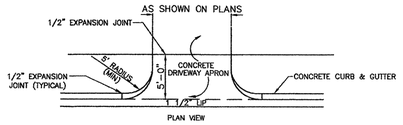

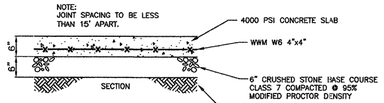

3 CONCRETE APRON
N.T.S.

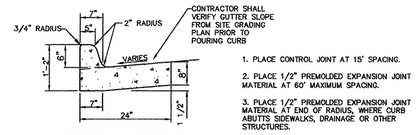

1. PLACE CONTROL JOINT AT 15' SPACING.
2. PLACE 1/2" PREMOLDED EXPANSION JOINT MATERIAL AT 60' MAXIMUM SPACING.
3. PLACE 1/2" PREMOLDED EXPANSION JOINT MATERIAL AT END OF RADIUS, WHERE CURB ABUTTS SIDEWALKS, DRAINAGE OR OTHER STRUCTURES.
4. EXTEND BASE COURSE 1' BEYOND BACK OF CURB

TYPICAL SECTION
4 CONCRETE CURB & GUTTER
N.T.S.

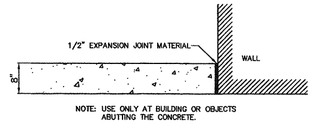

7 ISOLATION JOINT
N.T.S.

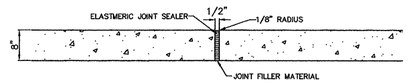

8 EXPANSION JOINT (EJ)
N.T.S.

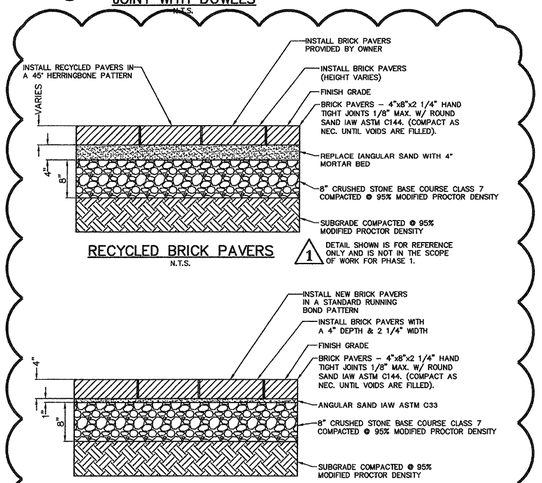

RECYCLED BRICK PAVERS
N.T.S.

1 DETAIL SHOWN IS FOR REFERENCE ONLY AND IS NOT IN THE SCOPE OF WORK FOR PHASE 1.

9 BRICK PAVERS
N.T.S.

1 DETAIL SHOWN IS FOR REFERENCE ONLY AND IS NOT IN THE SCOPE OF WORK FOR PHASE 1.

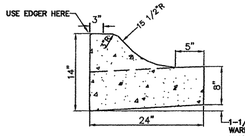

1. PLACE CONTROL JOINT AT 15' SPACING.
2. PLACE 1/2" PREMOLDED EXPANSION JOINT MATERIAL AT 60' MAXIMUM SPACING.
3. PLACE 1/2" PREMOLDED EXPANSION JOINT MATERIAL AT END OF RADIUS, WHERE CURB ABUTTS SIDEWALKS, DRAINAGE OR OTHER STRUCTURES.
4. EXTEND BASE COURSE 1' BEYOND BACK OF CURB

10 TYPICAL ROLL CURB DETAIL
N.T.S.

SIZE: ALL 8' (2.44 M) LENGTHS w/ 0.210" (5.33 MM) THICK EXPOSED TOP LIP

1.5" X 2.25" (38 MM X 57 MM) MF BL - FOR GRAVEL PAVE INSTALLATION
4" X 3" (102 MM X 76 MM) MF BL - FOR BRICK PAVERS AND RESIN PAVE INSTALLATION

FINISH LEGEND:
(MF) MILL FINISH-NATURAL ALUMINUM

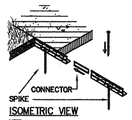

ISOMETRIC VIEW
NTS

NOTES:
1. INSTALLATION PER MANUFACTURER'S "INSTALLATION GUIDELINES"
2. 8'-0" (2.44 M) SECTIONS CONNECTED WITH 4" (102 MM) SLIDING CONNECTOR.
3. MAINTAIN ⅜" (9.5 MM) GAP BETWEEN SECTIONS TO ALLOW FOR PRODUCT EXPANSION IN EXTREME TEMPERATURES.
4. CORNERS: NOTCH BASE ONLY AND FORM A CONTINUOUS CORNER.
5. PERMALOC ASPHALTEDGE AS MANUFACTURED BY PERMALOC CORPORATION, HOLLAND MI. (800) 358-9660. (616) 399-9600
6. CONTRACTOR'S NOTE: FOR PRODUCT AND PURCHASING INFORMATION VISIT: WWW.PERMALOC.COM

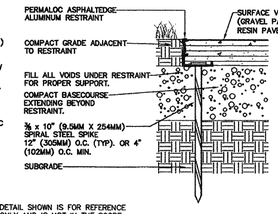

1 DETAIL SHOWN IS FOR REFERENCE ONLY AND IS NOT IN THE SCOPE OF WORK FOR PHASE 1.

11 EDGING MATERIAL DETAIL
N.T.S

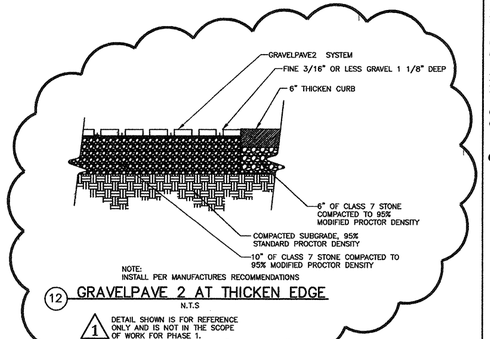

NOTE:
INSTALL PER MANUFACTURES RECOMMENDATIONS

12 GRAVELPAVE 2 AT THICKEN EDGE
N.T.S

1 DETAIL SHOWN IS FOR REFERENCE ONLY AND IS NOT IN THE SCOPE OF WORK FOR PHASE 1.

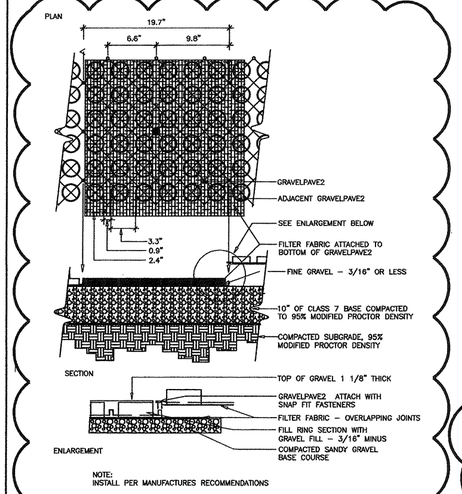

NOTE:
INSTALL PER MANUFACTURES RECOMMENDATIONS

13 TYPICAL GRAVELPAVE 2 DETAIL
N.T.S.

1 DETAIL SHOWN IS FOR REFERENCE ONLY AND IS NOT IN THE SCOPE OF WORK FOR PHASE 1.

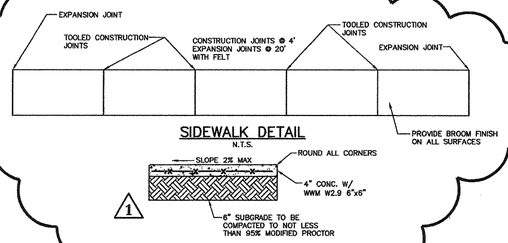

SIDEWALK DETAIL
N.T.S.

1

14 SIDEWALK DETAIL
N.T.S.

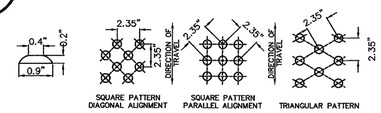

ADAAG TRUNCATED DOMES
N.T.S.

1. PLACE CONTROL JOINT AT 15' SPACING.
2. PLACE 1/2" PREMOLDED EXPANSION JOINT MATERIAL AT 60' MAXIMUM SPACING.
3. PLACE 1/2" PREMOLDED EXPANSION JOINT MATERIAL AT END OF RADIUS, WHERE CURB ABUTTS SIDEWALKS, DRAINAGE OR OTHER STRUCTURES.
4. EXTEND BASE COURSE 1' BEYOND BACK OF CURB

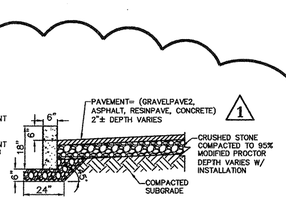

1

15 THICKEN EDGE
N.T.S.

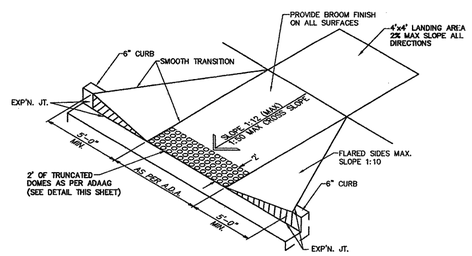

16 HANDICAP RAMP DETAIL
N.T.S.

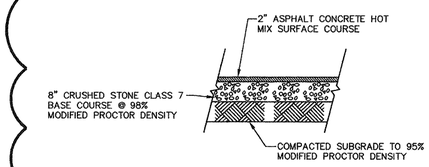

17 TYPICAL ASPHALT SECTION (PARKING)
N.T.S.

1

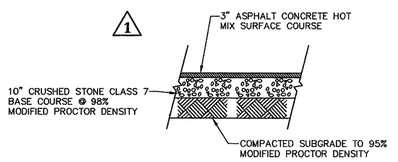

18 TYPICAL ASPHALT SECTION (DRIVES)
N.T.S.

POLK
STANLEY
YEARY
ARCHITECTS, LTD.

700 SOUTH SCHILLER
LITTLE ROCK, AR 72201
501 378-0878
FAX 372-7629

21 W. MOUNTAIN, SUITE 227
FAYETTEVILLE, AR 72701
479-444-0473

CONSULTANTS:
OWNER'S PROJECT ADVISOR:
MOSES TUCKER REAL ESTATE, INC.

CIVIL ENGINEER:
McCLELLAND CONSULTING ENGINEERS INC.

LANDSCAPE ARCHITECT:
LARSON BURNS SMITH

STRUCTURAL ENGINEER:
CROMWELL ENGINEERS INC.

MECH., ELEC., PLUMB. ENGINEER:
CROMWELL ENGINEERS INC.

SUSTAINABLE CONSULTANT:
BNIM / ELEMENTS

GLOBAL VILLAGE CONSULTANT:
CAMBRIDGE SEVEN ASSOCIATES

INTERIOR DESIGNER:
POLK STANLEY YEARY

GENERAL CONTRACTOR:
CDI CONTRACTORS, INC.

GENERAL NOTES:

NOTES:

ISSUE DATE:
CORE / SHELL
BID PACKAGE #5
DECEMBER 15, 2003

REVISIONS:

#	DATE	DESCRIPTION
1	7-1-04	PKG 7 100% ROLL UP

HEIFER INTERNATIONAL CENTER OFFICE BUILDING
LITTLE ROCK, ARKANSAS

PSY PROJECT NUMBER:
431C

CERTIFICATE OF AUTHORITY
McCLELLAND CONSULTING ENGINEERS
ARKANSAS ENGINEERING
No. 24

STATE OF ARKANSAS
REGISTERED PROFESSIONAL ENGINEER
No.8810
MAX STRYON HICKS, P.E.

ORIGINAL SIGNATURE ON FILE

CONTENTS:
SITE PAVING DETAILS

SHEET NUMBER:
C604 1

R:\N\HEIFHER\02-5835\PACKAGE #7\DETAILS\C604.dwg, 7/1/2004 2:55:17 PM