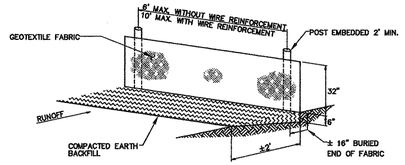

1 SILT FENCE
N.T.S.



GENERAL NOTE

ALL CUT SLOPES SHALL BE DRESSED, PREPARED, SEEDED, AND MULCHED AS THE WORK PROGRESSES. SLOPES SHALL BE EXCAVATED AND STABILIZED IN EQUAL INCREMENTS NOT TO EXCEED 25 FEET, MEASURED VERTICALLY.

CONSTRUCTION SEQUENCE

1. EXCAVATE AND STABILIZE ALL DIVERSION DITCHES.
2. PERFORM PHASE 1 EXCAVATION. PLACE PERMANENT OR TEMPORARY SEEDING.
3. PERFORM PHASE 2 EXCAVATION. PLACE PERMANENT OR TEMPORARY SEEDING.
4. PERFORM FINAL PHASE OF EXCAVATION. PLACE PERMANENT OR TEMPORARY SEEDING, STABILIZE DITCHES, CONSTRUCT DITCH CHECKS, DIVERSION DITCHES, SEDIMENT BASINS, OR OTHER EROSION CONTROL DEVICES AS REQUIRED.

2 EXCAVATION
N.T.S.

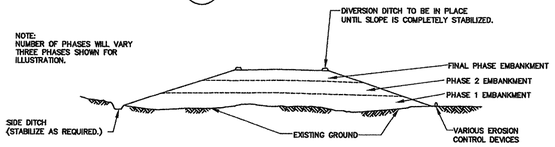

GENERAL NOTE

ALL EMBANKMENT SLOPES SHALL BE DRESSED, PREPARED, SEEDED, AND MULCHED AS THE WORK PROGRESSES. SLOPES SHALL BE CONSTRUCTED AND STABILIZED IN EQUAL INCREMENTS NOT TO EXCEED 25 FEET, MEASURED VERTICALLY.

CONSTRUCTION SEQUENCE

1. CONSTRUCT DIVERSION DITCHES, DITCH CHECKS, SEDIMENT BASINS, SILT FENCES, OR OTHER EROSION CONTROL DEVICES AS SPECIFIED.
2. PLACE PHASE 1 EMBANKMENT WITH PERMANENT OR TEMPORARY SEEDING. PROVIDE DIVERSION DITCHES AND SLOPE DRAINS IF EMBANKMENT CONSTRUCTION IS TO BE TEMPORARILY ABANDONED FOR A PERIOD OF GREATER THAN 21 DAYS.
3. PLACE PHASE 2 EMBANKMENT WITH PERMANENT OR TEMPORARY SEEDING. PROVIDE DIVERSION DITCHES AND SLOPE DRAINS IF EMBANKMENT CONSTRUCTION IS TO BE TEMPORARILY ABANDONED FOR A PERIOD OF GREATER THAN 21 DAYS.
4. PLACE FINAL PHASE OF EMBANKMENT WITH PERMANENT OR TEMPORARY SEEDING. PLACE DIVERSION DITCHES AND SLOPE DRAINS AND MAINTAIN UNTIL ENTIRE SLOPE IS STABILIZED.

3 EMBANKMENT
N.T.S.

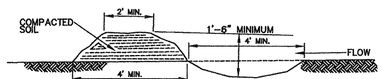

4 DIVERSION DITCH
N.T.S.

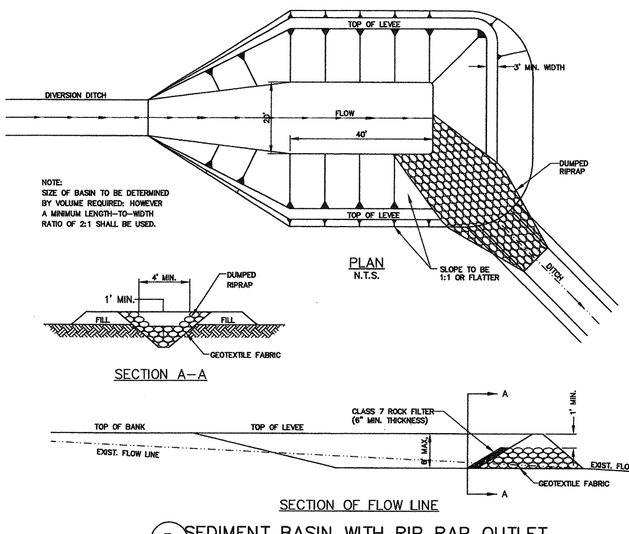

5 SEDIMENT BASIN WITH RIP RAP OUTLET
N.T.S.

GENERAL NOTES

1. STRAW BALES SHALL BE INSTALLED SO THAT THE BINDINGS ARE ORIENTED AROUND THE SIDES RATHER THAN ALONG THE TOPS AND BOTTOMS OF THE BALES. THE BALES SHALL BE A MINIMUM OF 30 INCHES IN LENGTH.
2. STRAW BALES SHALL BE KEYED INTO SOIL A MINIMUM OF 4" AND NO GAPS SHALL BE LEFT BETWEEN BALES.

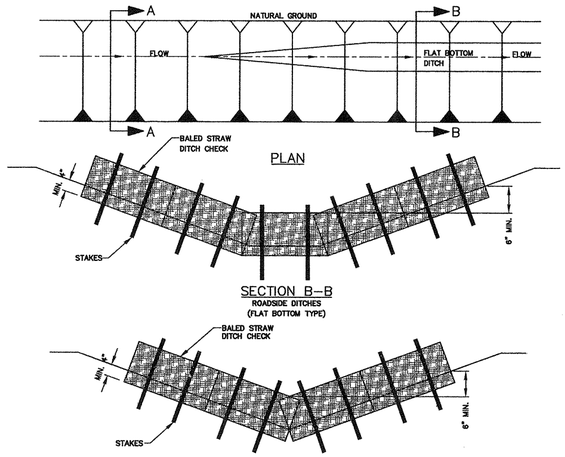

BALED STRAW DITCH CHECK
N.T.S.

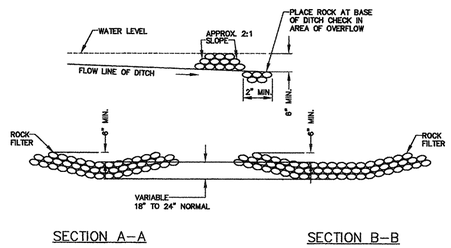

ROCK DITCH CHECK

6 DITCH CHECK
N.T.S.

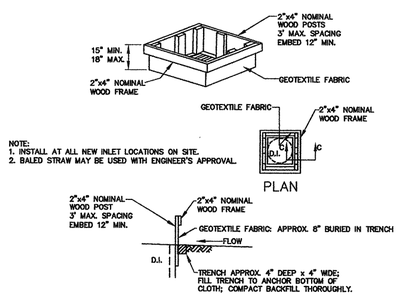

7 SILT FENCE AT DROP INLET
N.T.S.

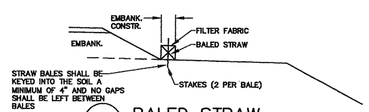

8 BALED STRAW FILTER BARRIER
N.T.S.

GENERAL NOTES

1. STRAW BALES SHALL BE INSTALLED SO THAT THE BINDINGS ARE ORIENTED AROUND THE SIDES RATHER THAN ALONG THE TOP AND BOTTOMS OF THE BALES. THE BALES SHALL BE A MINIMUM OF 30 INCHES IN LENGTH.
2. NO GAPS SHALL BE LEFT BETWEEN BALES.

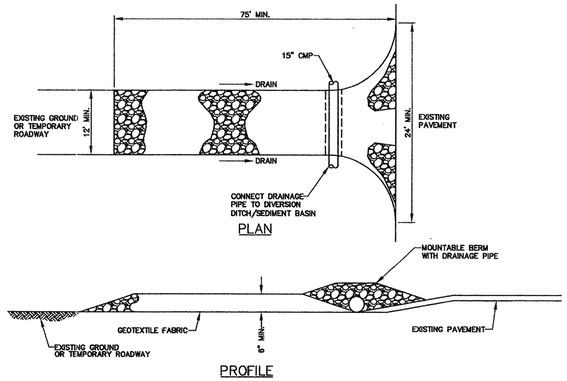

9 STABILIZED CONSTRUCTION ENTRANCE
N.T.S.

POLK STANLEY YEARY ARCHITECTS, LTD.

700 SOUTH SCHILLER
LITTLE ROCK, AR 72201
501 378-0878
FAX 372-7629

21 W. MOUNTAIN, SUITE 227
FAYETTEVILLE, AR 72701
479-444-0473

CONSULTANTS:

OWNER'S PROJECT ADVISOR:
MOSES TUCKER REAL ESTATE, INC.

CIVIL ENGINEER:
McCLELLAND CONSULTING ENGINEERS INC.

LANDSCAPE ARCHITECT:
LARSON BURNS SMITH

STRUCTURAL ENGINEER:
CROMWELL ENGINEERS INC.

MECH., ELEC., PLUMB. ENGINEER:
CROMWELL ENGINEERS INC.

SUSTAINABLE CONSULTANT:
BNIM / ELEMENTS

GLOBAL VILLAGE CONSULTANT:
CAMBRIDGE SEVEN ASSOCIATES

INTERIOR DESIGNER:
POLK STANLEY YEARY

GENERAL CONTRACTOR:
CDI CONTRACTORS, INC.

GENERAL NOTES:

NOTES:

ISSUE DATE:
STRUCTURAL FOUNDATION
BID PACKAGE #4
NOVEMBER 17, 2003

REVISIONS:

#	DATE	DESCRIPTION
1	7-01-04	PKG 7 100% ROLL UP

HEIFER INTERNATIONAL CENTER OFFICE BUILDING
LITTLE ROCK, ARKANSAS

PSY PROJECT NUMBER:
431C

CERTIFICATE OF AUTH. McCLELLAND CONSULTING ENGINEERS INC. No. 24 ARKANSAS ENGINEER

STATE OF ARKANSAS REGISTERED PROFESSIONAL ENGINEER No. 8816 MARK BYRON HICKS, P.E. 7-1-04

ORIGINAL SIGNATURE ON FILE

CONTENTS:
SITE EROSION CONTROL DETAILS

SHEET NUMBER:
C102 1