PARTITION TYPES:

A: GYP. BD.

(USE WATER RESISTANT GYP. BD. IN RESTROOMS, SHOWERS, PLUMING CHASES FOR RESTROOMS, JANITOR CLOSETS.)

A1: 3 5/8" X 22 GA. MTL. STUDS AT 16" O.C. WITH 5/8" GYP. BD. BOTH SIDES

A. FROM TOP OF RAISED FLOOR TO DECK OR STRUCTURE ABOVE (SEE DETAIL 1 THIS SHEET).
B. FROM TOP OF RAISED FLOOR TO 10'-0". (SEE DETAIL 2 THIS SHEET).
C. FROM TOP OF RAISED FLOOR TO DECK (SEE DETAIL 3 THIS SHEET).
D. FROM TOP OF RAISED FLOOR TO DECK OR STRUCTURE ABOVE.
E. FROM TOP OF SLAB TO DECK ABOVE.

A2: 6" X 22 GA. MTL. STUDS ON 16" O.C. WITH 5/8" GYP. BD. BOTH SIDES

A. FROM TOP OF RAISED FLOOR TO DECK OR STRUCTURE ABOVE (SEE DETAIL 1 THIS SHEET).
B. FROM TOP OF STRUCTURAL FLOOR TO DECK ON STRUCTURE ABOVE (SEE DETAIL 1 THIS SHEET). PROVIDE 5" SPRAY INSULATION FOR SOUND CONTROL.

A3: 2 HOUR PER ULU411 3 5/8" X 20 GA. MTL. STUDS WITH 2 LAYERS 5/8" FIRE RATED GYP. BD. BOTH SIDES. CONTINUOUS FIRE SEALANT BOTH SIDES OF WALL TOP & BOTTOM.

A. FROM TOP OF SLAB TO DECK OR STRUCTURE ABOVE (SEE DETAIL 1 THIS SHEET).

A4: 1 HOUR PER UL. U465:
3 5/8" X 22 GA. MTL. STUDS AT 16" O.C. (1) LAYER 5.8" FIRE RATED GYP. BD. BOTH SIDES.

A. FROM TOP OF SLAB TO DECK OR STRUCTURE ABOVE (SEE DETAIL 1 THIS SHEET).
B. FROM TOP OF SLAB TO DECK OR STRUCTURE ABOVE (SEE DETAIL 3 THIS SHEET)..
C. FROM TOP OF SLAB TO DECK (OR WINDOW) ABOVE.

A5: 2 HOUR SHAFT WALL ASSY. PER UL. U438:
2 1/2" X 20 GA. MTL. STUDS AT 16" O.C. WITH 1" THICK SHAFT LINER BOARD & (2) LAYERS 5/8" FIRE RATED GYP. BD. OUTSIDE FACE. CONTINUOUS FIRE SEALANT BOTH SIDES OF WALL TOP & BOTTOM.

A6: 1 HOUR SHAFT WALL ASSY. PER UL: U424:
2 1/2" X 20 GA. MTL. STUDS AT 16" O.C. WITH 1" THICK SHAFT LINER BOARD & (1) LAYER 5/8" FIRE RATED BD. OUTSIDE FACE. CONT. FIRE SEALANT BOTH SIDES OF WALL TOP & BOTTOM.

A7: 3 5/8" X 22 GA. MTL. STUDS WITH ONE LAYER 5/8" GYP. BD. ONE SIDE
A. TO DECK

A8: 1 HOUR
6" X 22 GA. MTL. STUDS AT 16" O.C. (1) LAYER 5/8" FIRERATED GYP. BD. BOTH SIDES
A. FROM TOP OF STRUCTURE FLOOR TO DECK OR STRUCTURE ABOVE (SEE DETAIL 1 THIS SHEET). PROVIDE SPRAY INSULATION FOR SOUND INSULATION.

B: CMU-SEE STRUCTURAL FOR REINFORCING & ATTACHMENT TO STRUCT.

B1: 8" CMU TO DECK

B2: 8" CMU TO DECK, 1 HOUR PER UL NO. U904

B3: 8" CMU TO DECK, 2 HOUR PER UL NO. U905

B4: 12" CMU TO DECK, FILL CELLS WITH GROUT

B7: 12" CMU TO DECK, 1 HOUR PER UL NO. U905 FILL CELLS WITH GROUT

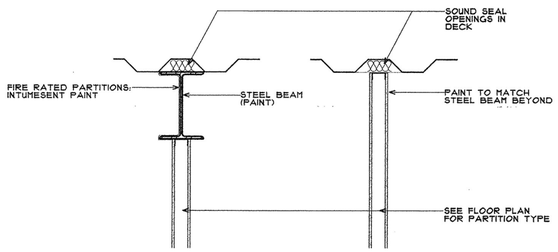

1 TOP OF WALL DETAIL AT FULL HEIGHT PARTITION
SCALE: 3/4" = 1'-0"

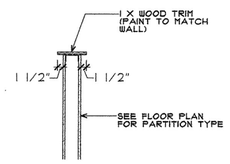

2 TOP OF WALL AT PARTIAL HEIGHT PARTITION
SCALE: 3/4" = 1'-0"

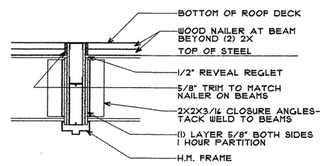

3 TOP OF WALL
SCALE: 3/4" = 1'-0"

POLK
STANLEY
YEARY
ARCHITECTS, LTD.

700 SOUTH SCHILLER
LITTLE ROCK, AR 72201
501 378-0878
FAX 372-7629

21 W. MOUNTAIN, SUITE 227
FAYETTEVILLE, AR 72701
479-444-0473

CONSULTANTS:

OWNER'S PROJECT ADVISOR:
MOSES TUCKER REAL ESTATE, INC.

CIVIL ENGINEER:
McCLELLAND ENGINEERS

LANDSCAPE ARCHITECT:
LARSON BURNS SMITH

STRUCTURAL ENGINEER:
CROMWELL ENGINEERS INC.

MECH., ELEC., PLUMB. ENGINEER:
CROMWELL ENGINEERS INC.

SUSTAINABLE CONSULTANT:
BNIM / ELEMENTS

GLOBAL VILLAGE CONSULTANT
CAMBRIDGE SEVEN ASSOCIATES

INTERIOR DESIGNER:
POLK STANLEY YEARY

GENERAL CONTRACTOR:
CDI

GENERAL NOTES:

NOTES:

ISSUE DATE:
100% GMP
PACKAGE #6
FEBRUARY 2, 2004

REVISIONS:

#	DATE	DESCRIPTION
1	01JUL04	PACKAGE 1

HEIFER
INTERNATIONAL
CENTER
OFFICE BUILDING

LITTLE ROCK, ARKANSAS

PSY PROJECT NUMBER:
431C

CONTENTS:
PARTITION SCHEDULE

SHEET NUMBER:

A500

P:\2-DGS\VENO\Grf\Fnal\Design*vCD\VFnal\A520-Parcum Sched