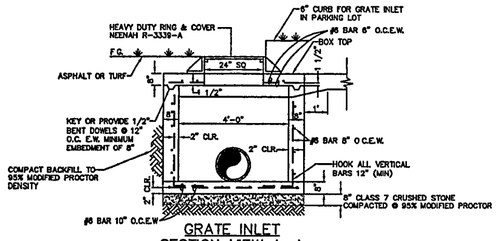

GRATE INLET
SECTION VIEW A–A
N.T.S.

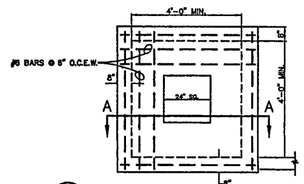

9 GRATE INLET DETAIL
PLAN VIEW
N.T.S.

NOTES:
1. CI RING & COVER TO BE 24" HEAVY DUTY TYPE IN PAVED AREAS.
2. DROP INLETS 3' DEEP & GREATER TO HAVE STANDARD MANHOLE STEPS.
3. REFER TO JUNCTION BOX IN ASPHALT DETAIL FOR JUNCTION BOXES IN DRIVES & PARKING LOTS

NOTE:
1. ALL JUNCTION BOXES, CURB INLETS, GRATE INLETS, ETC. OVER 3' MUST HAVE STANDARD MANHOLE STEPS AND 3000 PSI CONCRETE.

2. INSTALL SILT FENCE PER EROSION CONTROL PLAN AROUND ALL JUNCTION BOXES, CURB INLETS, GRATE INLETS, ETC. DURING CONSTRUCTION

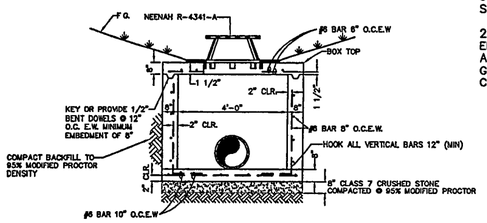

DITCH GRATE (STOOL TYPE) DETAIL
SECTION VIEW A–A
N.T.S.

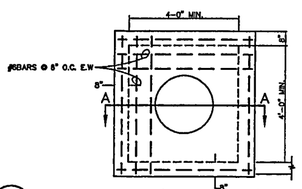

10 DITCH GRATE (STOOL TYPE) DETAIL
PLAN VIEW
N.T.S.

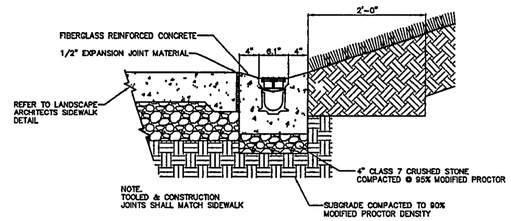

12 SLOT DRAIN (TYP.)
N.T.S.

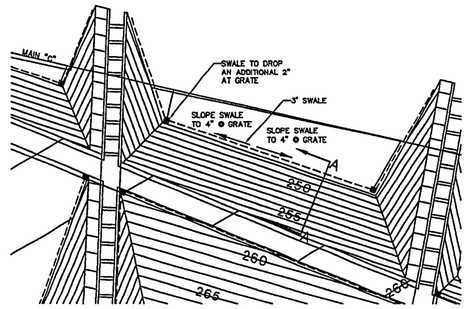

SWALE PLAN VIEW
N.T.S.

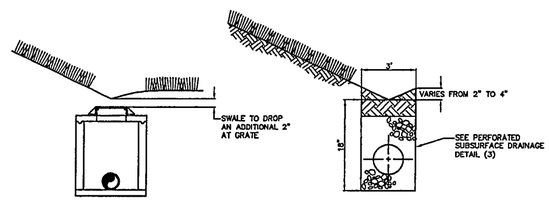

SECTION VIEW AT GRATE INLET
SECTION VIEW A–A

13 SWALE DETAIL
N.T.S.

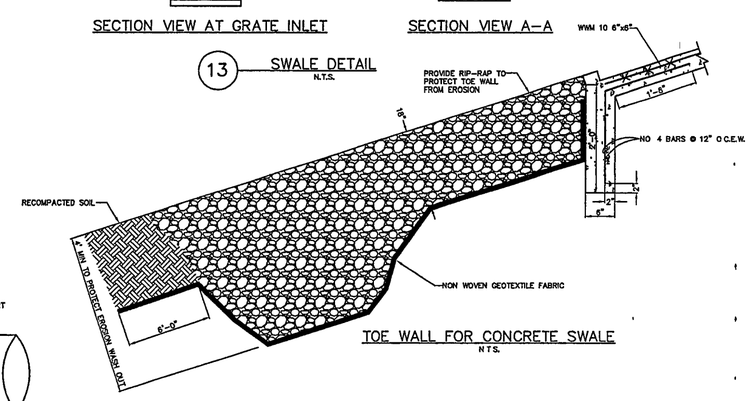

TOE WALL FOR CONCRETE SWALE
N.T.S.

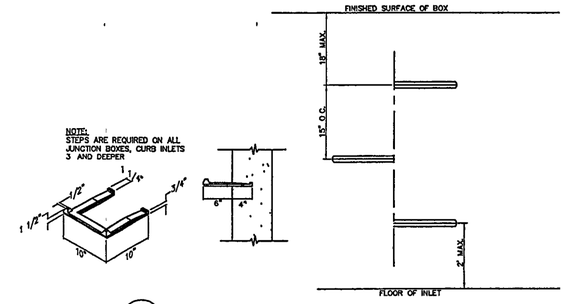

14 MANHOLE STEP DETAIL
N.T.S.

A. MANHOLE STEPS: CORROSION RESISTANT, COATED, AND REINFORCED WITH STEEL PER ASTM C-478. STEEL REINFORCING MINIMUM .5" DIAMETER.

B. ACCEPTABLE MANUFACTURERS:
1. UTILITY PRODUCTS INC. PERMA STEP 100-2
2. ICM INC. POLYPROPYLENE COATED STEPS.
3. M.A. INDUSTRIES, INC. POLYPROPYLENE COATED STEPS.
4. BOWCO, BY H. BOWEN CO.

C. CAPABLE OF SUPPORTING MINIMUM 300 LB. LOAD.

D. NON-SLIP TEXTURED TREADS.

E. REQUIRED IN ALL STRUCTURES 3'-0" DEEP OR GREATER

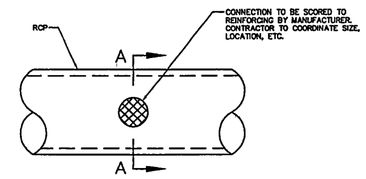

PLAN VIEW

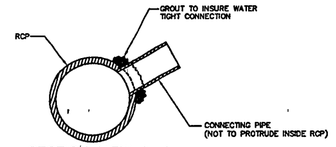

SECTION VIEW A–A

15 RCP CONNECTION DETAIL
N.T.S.

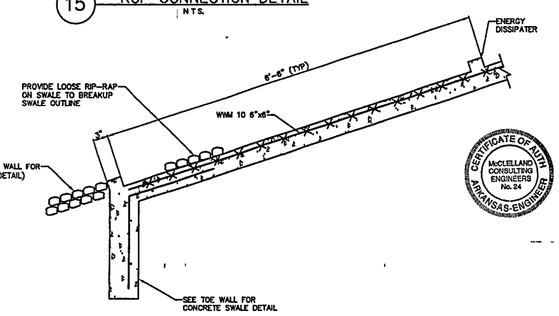

SECTION VIEW A–A

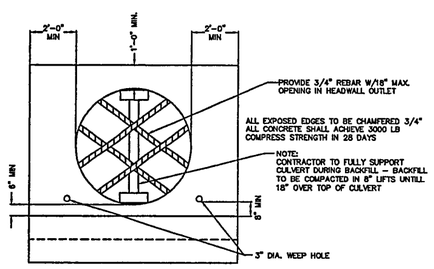

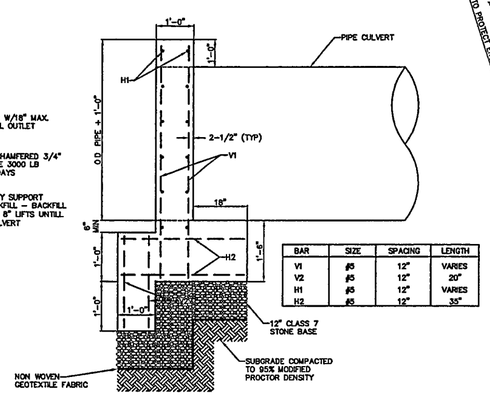

BAR	SIZE	SPACING	LENGTH
V1	#5	12"	VARIES
V2	#5	12"	20"
H1	#5	12"	VARIES
H2	#5	12"	35"

11 PIPE CULVERT HEADWALL
NTS

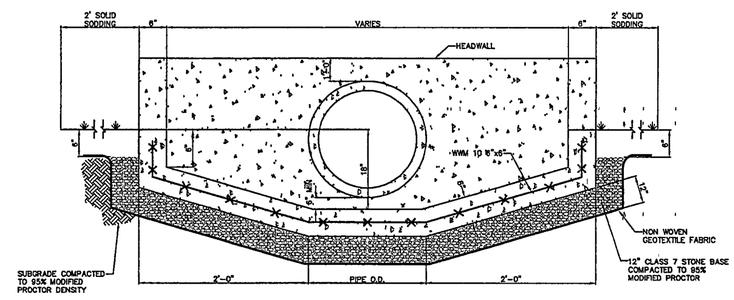

ELEVATION VIEW
N.T.S.

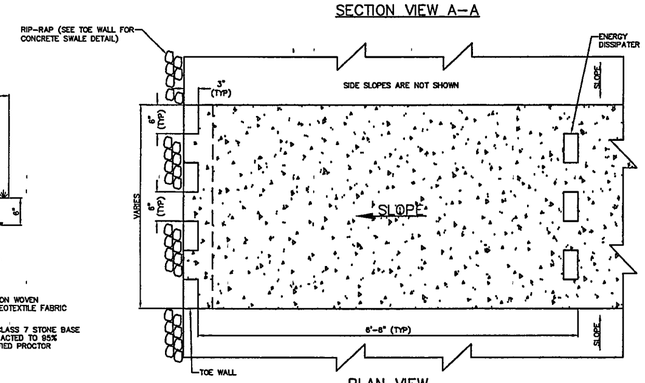

PLAN VIEW
N.T.S.

16 CONCRETE SWALE DETAIL
N.T.S.

WILLIAM J CLINTON PRESIDENTIAL CENTER & PARK

LITTLE ROCK, ARKANSAS

Architect
POLSHEK PARTNERSHIP LLP
320 West 13th Street
New York, New York 10014
212 807 7171

Landscape Architect
Ben Thompson Associates
Cambridge
San Francisco
118 Magazine Street
Cambridge, Massachussetts 02139
617 661 0070 t
617 661 0064 f

Coordinating Landscape Architect
LANDSCAPE ARCHITECTURE, INC
2300 Cottondale Lane, Suite 202
Little Rock, Arkansas 72202
501 374 5510

Civil Engineer
McCLELLAND CONSULTING ENGINEERS
900 W Markham Street
Little Rock, Arkansas 72201
501 371 0272

Electrical Engineer
CROMWELL ARCHITECTS ENGINEERS
101 South Spring Street
Little Rock, Arkansas 72201
501 372 2900

Marine + Structural Engineers
MOFFATT & NICHOL ENGINEERS
1616 East Millbrook Road, Suite 160
Raleigh, North Carolina 27609
919 781 4626

Fountain
DAN EUSER WATERARCHITECTURE INC
58 Mackenzie Drive West
Richmond Hill, Ontario L4C 3S2
CANADA
905 884 4176

Playground Design
PLAY SITE ARCHITECTURE
7 Fairway Road
Acton, Massachussetts 01720
978 263 1090

Signage Design
POULIN + MORRIS
286 Spring Street, Sixth Floor
New York, New York 10013
212 675 1332

Seal
STATE OF ARKANSAS REGISTERED PROFESSIONAL ENGINEER No 3412 JAMES R McCLELLAND Jr.
9-27-02

Issue		Date
05	100% Site Package 2 CD	09/27/02
04	90% Site Package 2 CD	08/16/02
03	60% Site Package 2 CD	06/29/02
02	100% Design Development	04/01/02
01	100% Site Package 1 CD	02/15/02

Job No PPA. 9908 HA CPC0101
Scale AS SHOWN
Date SEPTEMBER 27, 2002
Title SITE PACKAGE 2 100% CONSTRUCTION DOCUMENTS MISCELLANEOUS DRAINAGE DETAILS
Sheet No C111

FOR OFFICIAL USE ONLY