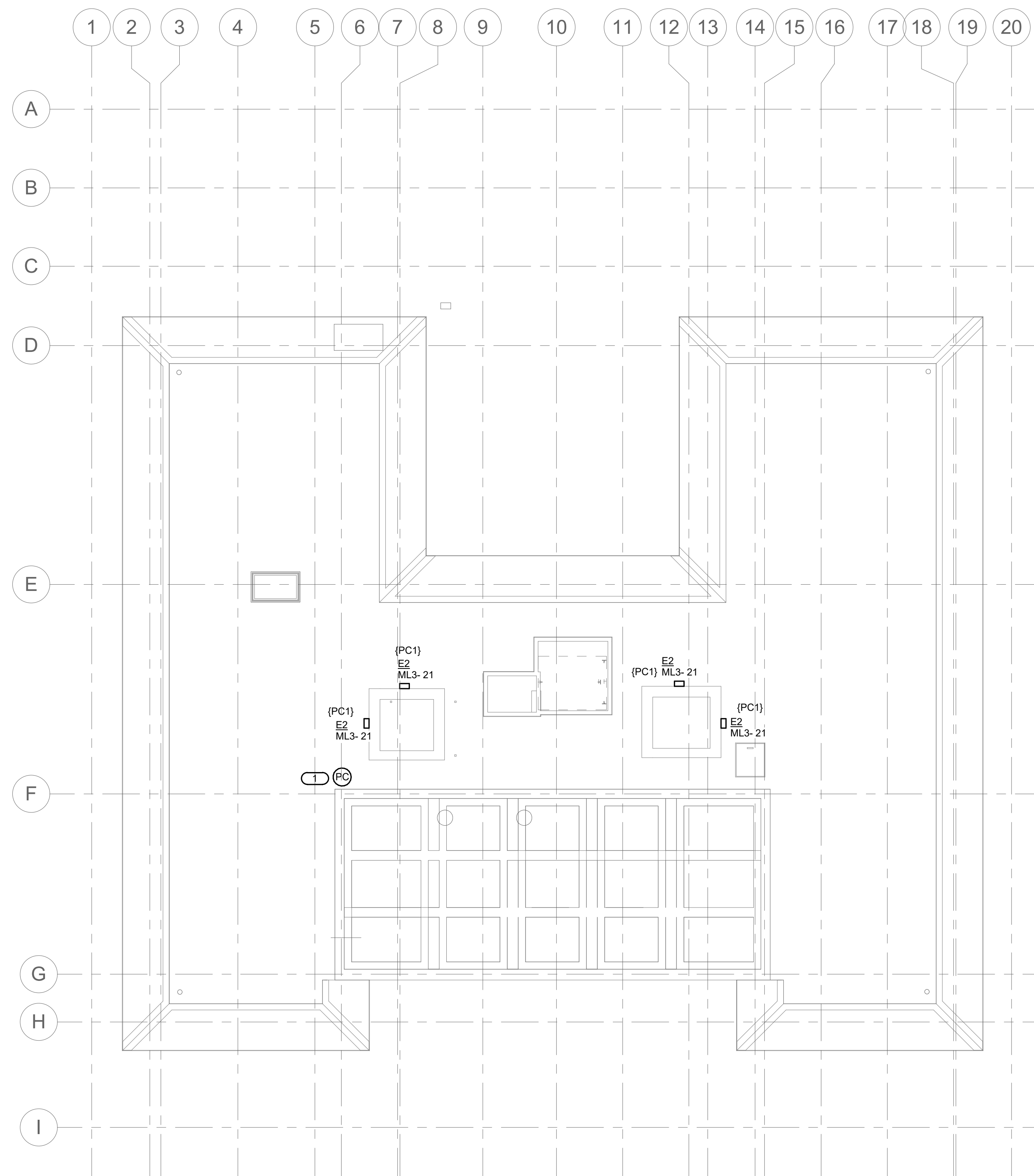


SHEET NOTES:

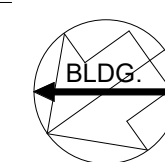
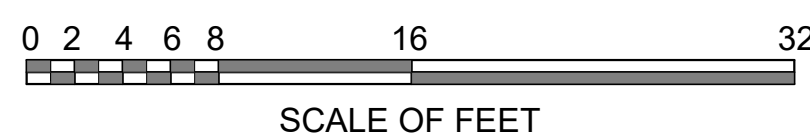
1. REFER TO SHEET E0.0 AND E0.1 FOR GENERAL NOTES AND SYMBOLS.
2. ALL LIGHTING CIRCUITS ON THIS SHEET SHALL BE CONNECTED TO PANEL ML1, UNLESS NOTED OTHERWISE.

KEYNOTES: #

1. PHOTOCELL SHALL CONTROL EXTERIOR LIGHT FIXTURE CIRCUIT INCLUDING ALL EXTERIOR LIGHT FIXTURES ON BASEMENT PLAN, FIRST FLOOR PLAN AND THIS PLAN. SECURELY MOUNT PHOTOCELL TO ROOF, ELEVATED AT LEAST 6" ABOVE FLOOR.



1
EL1.4 ROOF LIGHTING PLAN
1/8" = 1'-0"



10.27.2023

A/E FIRMS PRIME/ARCH: STRATA ARCHITECTURE 1703 OAK STREET, SUITE 100 KANSAS CITY, MO T: 816.474.0900 MEP/ENG: IMEG CORP. 1400 BALTIMORE STREET, SUITE 300 KANSAS CITY, MO T: 816.842.8437	DESIGNED: PIP	SUB SHEET NO. 01 EL1.4	TITLE OF SHEET MAURICE BATHHOUSE ROOF LIGHTING PLAN REHABILITATE BATHHOUSES HOT SPRINGS NATIONAL PARK	DRAWING NO. 626 180065
	CADD: WMM			PMIS/PKG NO. 318674
	TECH. REVIEW: PIP			SHEET 175 OF 286
	DATE: 10.27.2023			