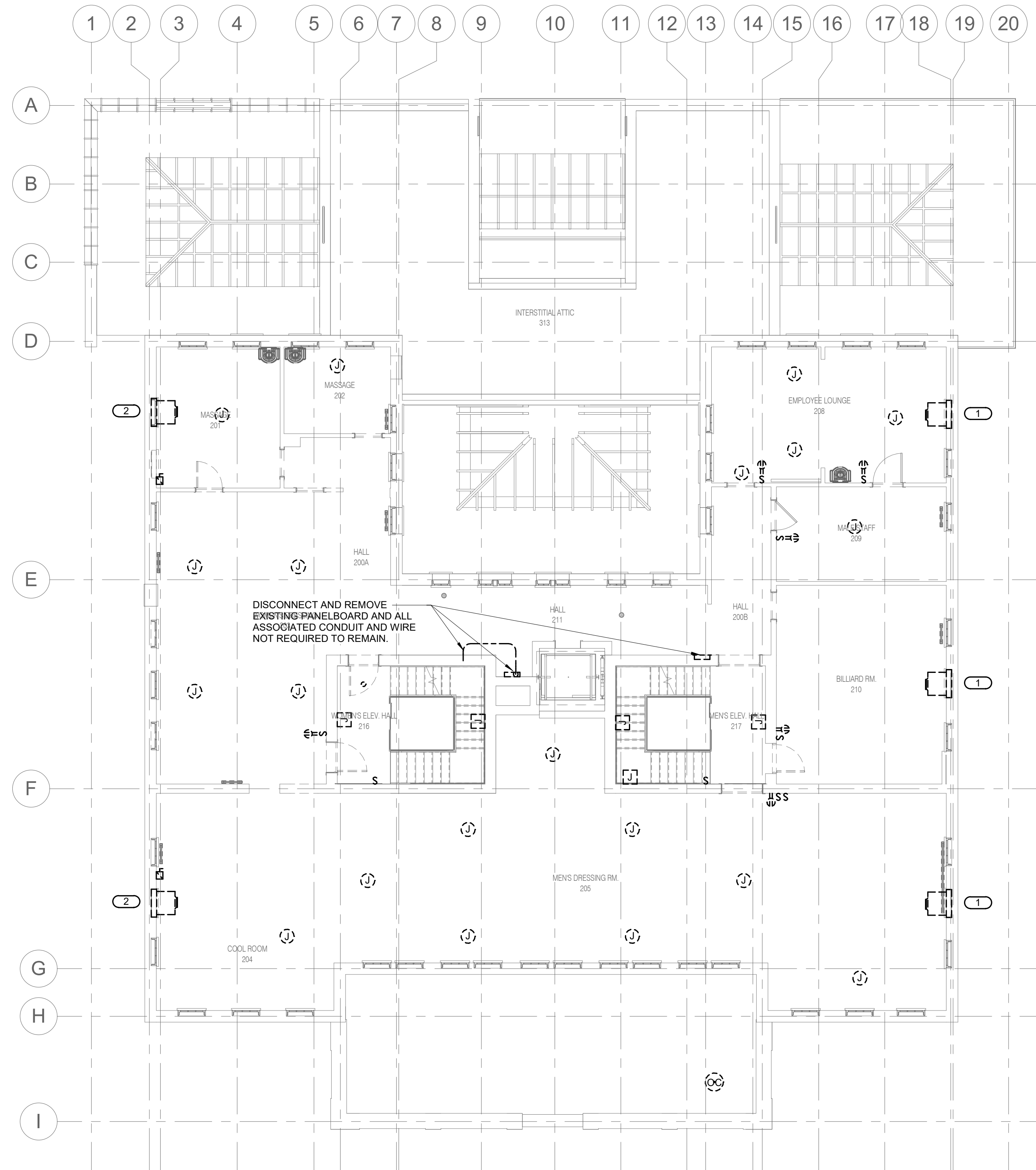
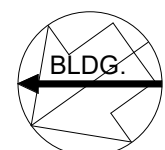
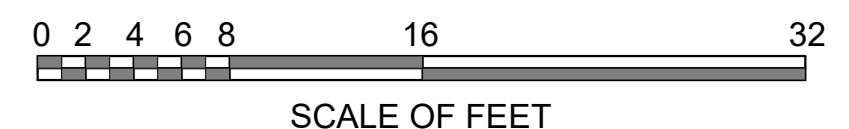


- SHEET NOTES:**
1. REFER TO SHEET E0.0 AND E0.1 FOR GENERAL NOTES AND SYMBOLS.
 2. FURNISH AND INSTALL WHITE COVER PLATES ON ALL JUNCTION BOXES THAT ARE EXISTING TO REMAIN. ALL JUNCTION BOXES ARE NOT SHOWN ON THIS PLAN.
 3. DISCONNECT AND REMOVE POWER, LIGHTING AND FIRE ALARM DEVICES AND LIGHTING FIXTURES SHOWN AS DEMOLISHED AND ALL ASSOCIATED WIRE AND CONDUIT. JUNCTION BOXES AND CABLES. ALL EXISTING CONDUIT TO BE REMOVED IS NOT BE SHOWN ON PLANS.

- KEYNOTES:** #
1. DISCONNECT EXISTING LOUVER AND ALL ASSOCIATED CONDUIT AND WIRE NOT REQUIRED TO REMAIN.
 2. DISCONNECT EXISTING FAN AND ALL ASSOCIATED CONDUIT AND WIRE NOT REQUIRED TO REMAIN.



1
EX1.2 SECOND FLOOR ELECTRICAL DEMOLITION PLAN
1/8" = 1'-0"



10.27.2023

A/E FIRMS PRIME/ARCH: STRATA ARCHITECTURE 1703 OAK STREET, SUITE 100 KANSAS CITY, MO T: 816.474.0900 MEP/ENG: IMEG CORP. 1400 BALTIMORE STREET, SUITE 300 KANSAS CITY, MO T: 816.842.8437	DESIGNED: PIP	SUB SHEET NO. 01 EX1.2	TITLE OF SHEET MAURICE BATHHOUSE SECOND FLOOR ELECTRICAL DEMOLITION PLAN REHABILITATE BATHHOUSES HOT SPRINGS NATIONAL PARK	DRAWING NO. 626 180065
	CADD: WMM			PMIS/PKG NO. 318674
	TECH. REVIEW: PIP			SHEET 168 OF 286
	DATE: 10.27.2023			

10/27/2023 1:14:52 PM