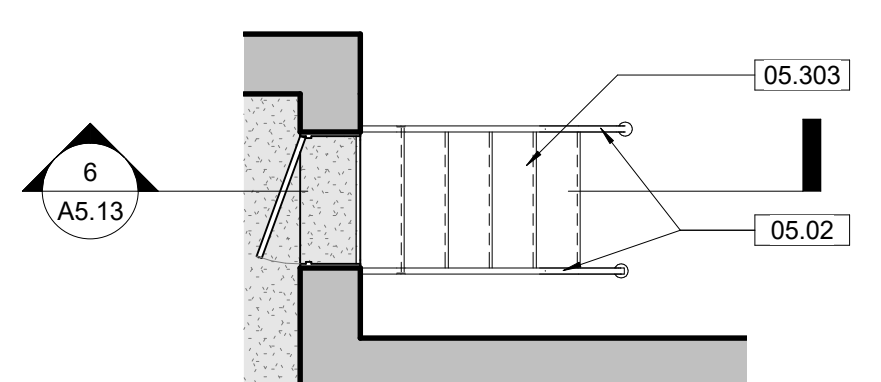
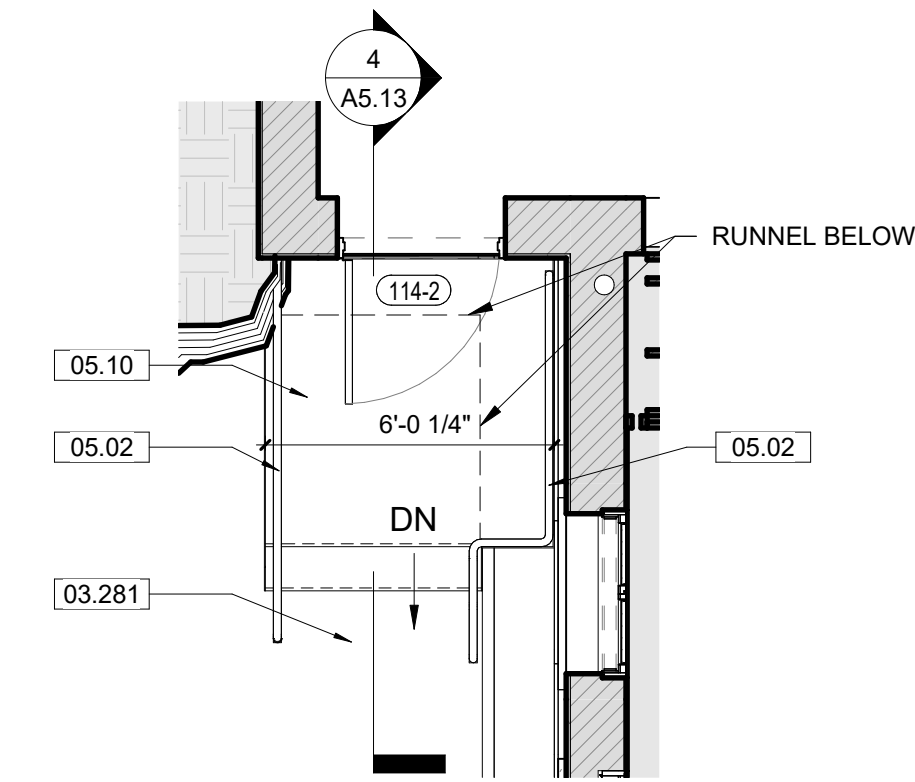


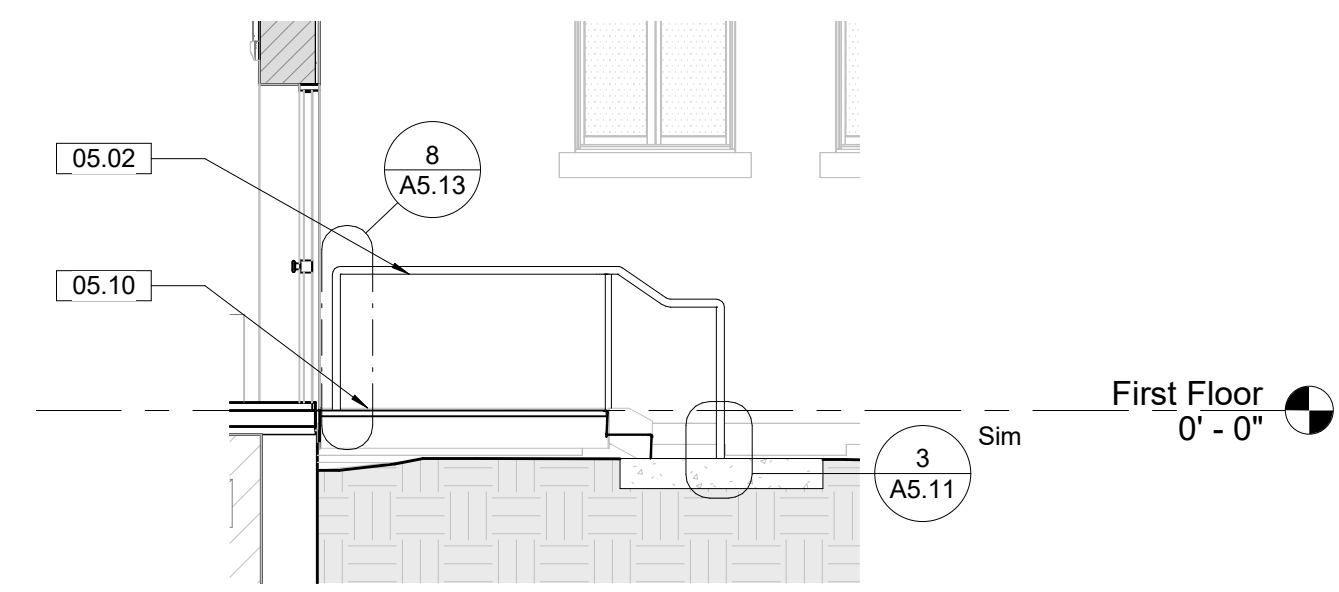
1 Enlarged Plan - West Stairs  
A5.13 1/4" = 1'-0" SCALE (A)



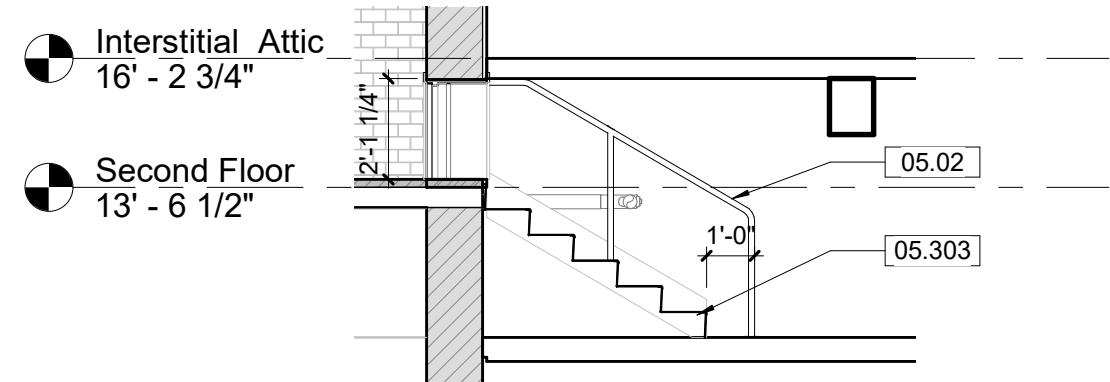
2 Section - West Stairs  
A5.13 1/4" = 1'-0" SCALE (A)



3 Enlarged Plan - North Stair  
A5.13 1/4" = 1'-0" SCALE (A)

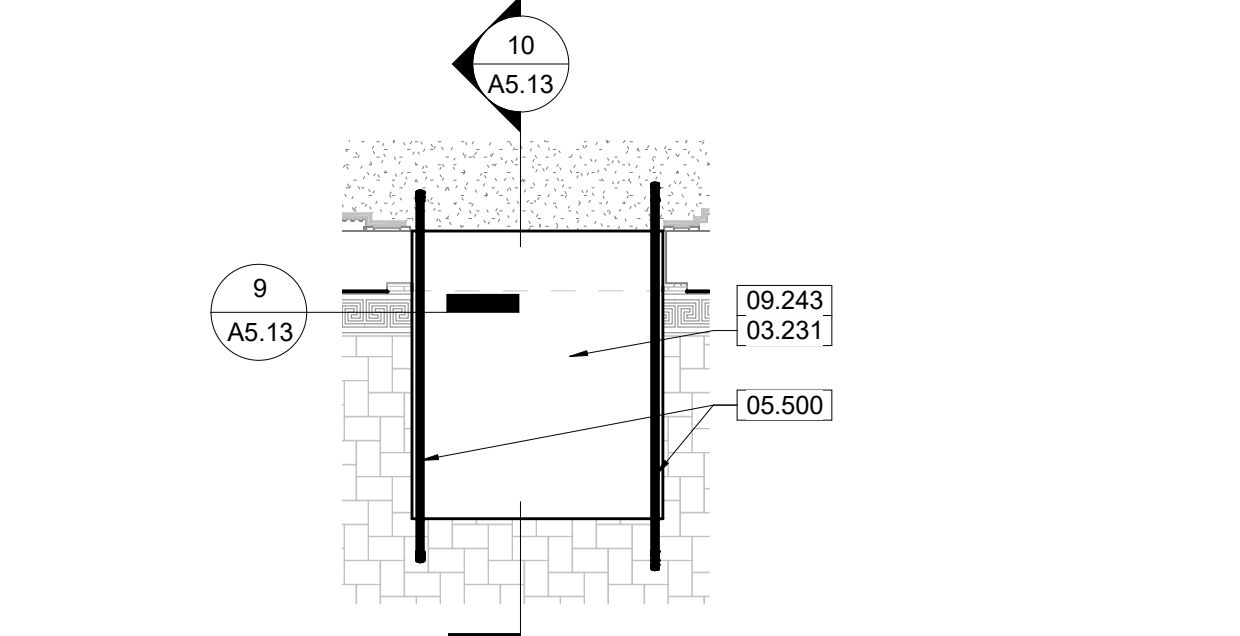


4 Section - North Stair  
A5.13 1/4" = 1'-0" SCALE (A)

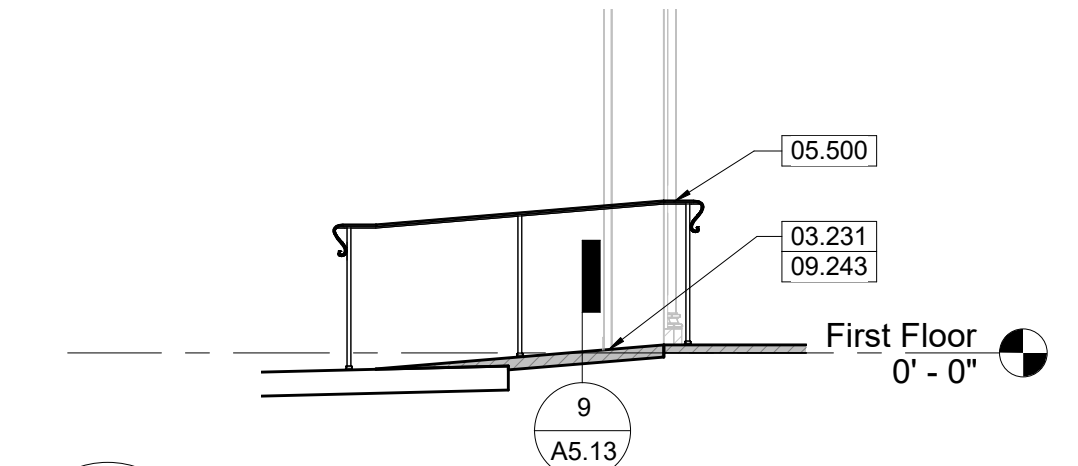


5 Enlarged Plan - Interstitial Space Stairs  
A5.13 1/4" = 1'-0" SCALE (A)

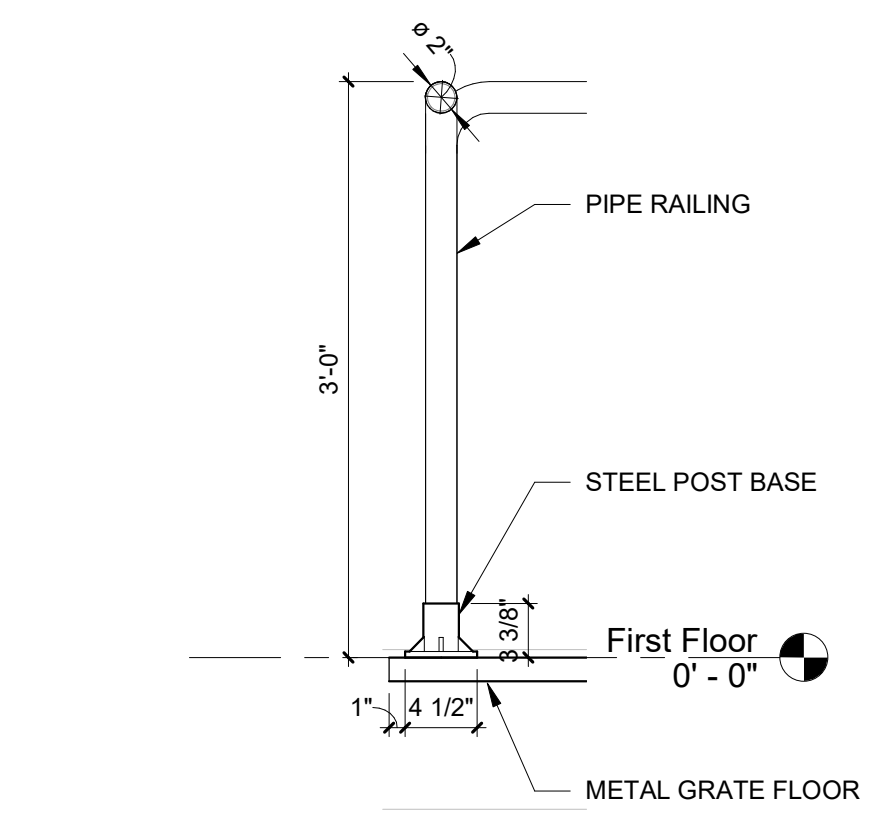
6 Section - Interstitial Space Stairs  
A5.13 1/4" = 1'-0" SCALE (A)



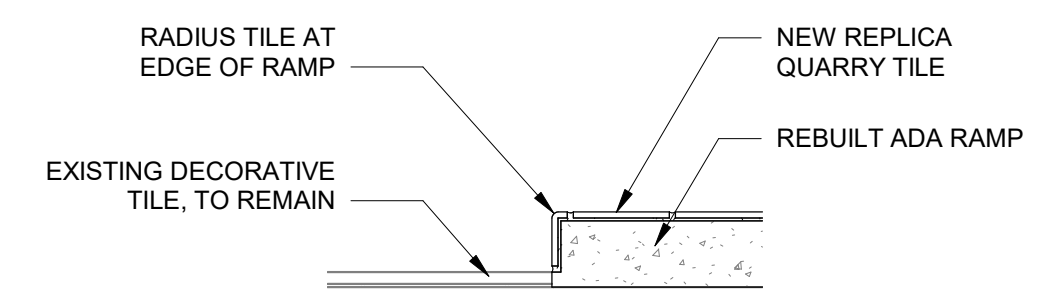
7 Enlarged Plan - Sun Room 109 Ramp  
A5.13 1/4" = 1'-0" SCALE (A)



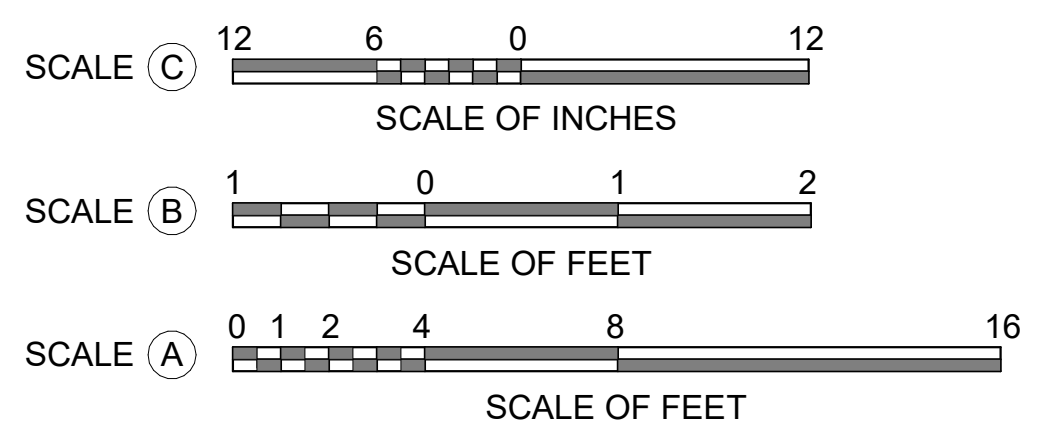
10 Section - Sun Room 109 Ramp  
A5.13 1/4" = 1'-0" SCALE (A)



8 Section Detail - North Stair Railing  
A5.13 1" = 1'-0" SCALE (B)



9 Section Detail - ADA Ramp Tile  
A5.13 1 1/2" = 1'-0" SCALE (C)



A/E FIRMS  
PRIME/ARCH:  
STRATA ARCHITECTURE  
1701 CHAK STREET,  
SUITE 100  
KANSAS CITY, MO  
64108-4740/900

DESIGNED:  
CA/AG

CADD:  
CA/ZA/EM

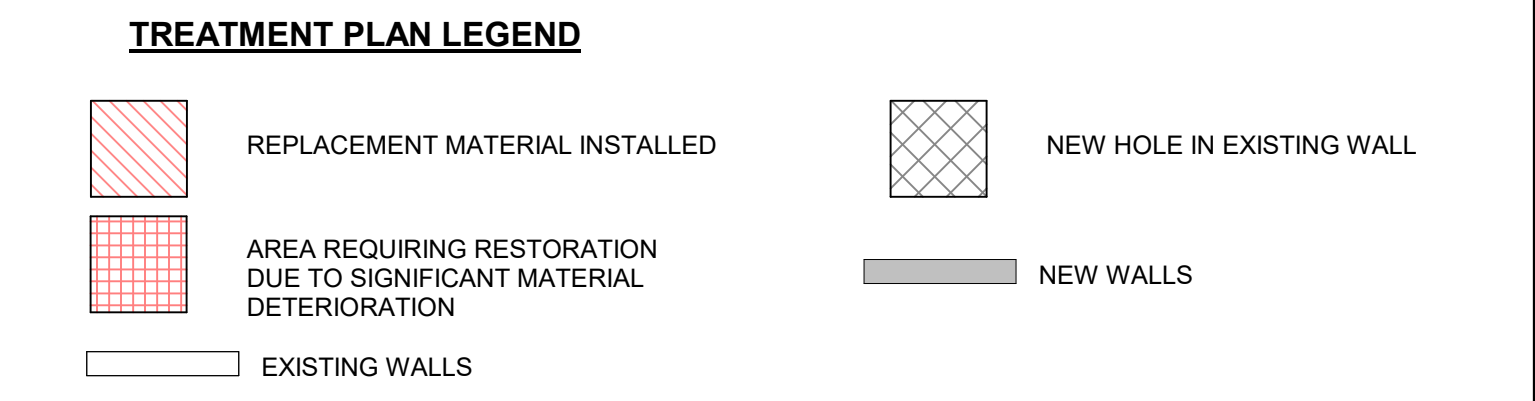
TECH. REVIEW:  
AG

DATE:  
10.27.2023

- GENERAL NOTES - TREATMENT:**
- A. DO NOT SCALE FROM THE DRAWINGS. ALL DIMENSIONS ARE APPROXIMATE. ACTUAL FIELD VERIFIED DIMENSIONS SHALL BE OBTAINED BY THE GENERAL CONTRACTOR OR THE APPLICABLE SUB-CONTRACTORS BEFORE SUBMITTING SHOP DRAWINGS, ORDERING MATERIALS, OR THE COMMENCEMENT OF CONSTRUCTION.
  - B. THE GENERAL CONTRACTOR IS RESPONSIBLE FOR VERIFYING EXISTING CONDITIONS, IDENTIFYING ADDITIONAL TREATMENT WORK THAT MAY BE REQUIRED FOR THE INSTALLATION OF NEW WORK.
  - C. THE CONTRACTOR SHALL FIELD VERIFY EXISTING CONDITIONS PRIOR TO COMMENCING ANY WORK. EXISTING CONDITIONS INCLUDE UTILITY LOCATIONS, EXISTING STRUCTURE LOCATIONS, AND EXISTING FIELD DIMENSIONS. THE ARCHITECT SHALL BE NOTIFIED OF ANY DISCREPANCIES DETRIMENTAL TO THE PROPER EXECUTION OF NEW WORK.

**KEYNOTES**

03.231	033000, 093013 - 109 SUNPORCH: REBUILD RAMP TO BE CONTINUOUS AND TO MEET ABA AND ADA REQUIREMENTS. REFERENCE STRUCTURAL DRAWINGS.
03.280	033000 - REPLACE PORTIONS OF WEST ENTRY LANDING, STAIR, AND RAMPS. REFERENCE CIVIL DRAWINGS.
03.281	033000 - PROVIDE CONCRETE LANDING AND SIDEWALK TO CONNECT NEW EGRESS STAIR AND EXISTING PAVED SIDEWALK. REFERENCE CIVIL DRAWINGS.
03.601	033000, 030130.52 - REPAIR CONCRETE RAMP WHERE EXISTING HANDRAILS WERE DEMOLISHED. CONCRETE PATCH TO BE FLUSH WITH EXISTING RAMP CONCRETE. REFERENCE STRUCTURAL DRAWINGS.
05.02	055213, 099123 - INSTALL NEW GALVANIZED METAL HANDRAILS. PREP, PRIME AND PAINT.
05.10	051200 - INSTALL NEW EXTERIOR GALVANIZED STAIR AND LANDING TO SPAN NEW CONCRETE RUNNEL. REFERENCE STRUCTURAL DRAWINGS. STAIR CONFIGURATION TO BE APPROVED BY CO PRIOR TO INSTALLATION.
05.303	051200 - INSTALL NEW METAL STAIR. REFERENCE STRUCTURAL DRAWINGS.
05.500	055213, 099123 - 109 SUNPORCH: INSTALL RAILING ON NORTH AND SOUTH SIDES OF NEW RAMP (24 LF)
08.01	081113, 081433, 087100 - REFERENCE FLOOR PLANS, THE DOOR SCHEDULE, AND SPECIFICATIONS FOR WORK REQUIRED FOR DOORS.
08.02	080152.61, 088000 - REFERENCE EXTERIOR TREATMENT ELEVATIONS, THE WINDOW SCHEDULE, AND SPECIFICATIONS FOR WORK REQUIRED FOR ALL EXTERIOR WINDOWS AND WINDOW TRIM.*
09.243	093013 - 109 SUNPORCH: INSTALL REPLICA QUARRY TILE AT NEW INTERIOR ABA RAMPS (134 SQ).



THIS PAGE WAS PREPARED WITH COLORED LINES AND HATCHES. WHEN PRINTING, USE COLOR.

SUB SHEET NO. <b>01</b> <b>A5.13</b>	TITLE OF SHEET <b>MAURICE BATHHOUSE</b> <b>VERTICAL CIRCULATION</b>	DRAWING NO. <b>128</b> <b>182951</b>
	REHABILITATE BATHHOUSES HOT SPRINGS NATIONAL PARK	PMIS/PKG NO. 318915 SHEET 76 OF 286