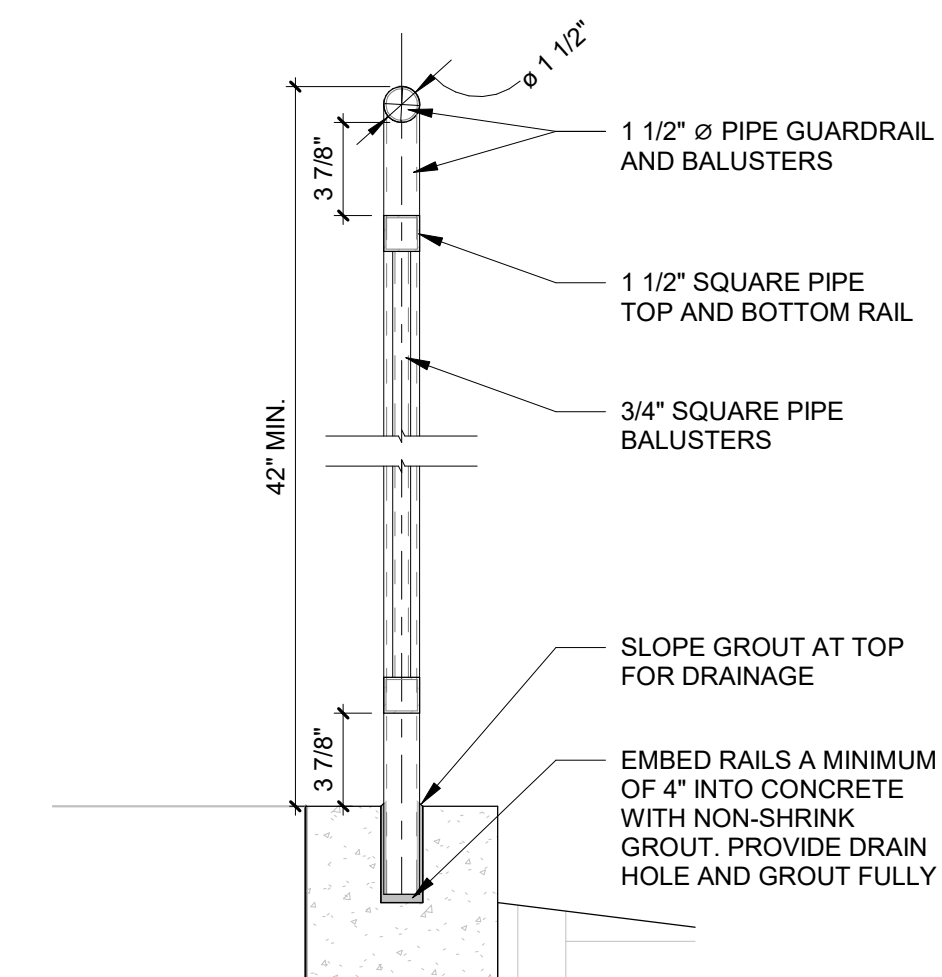
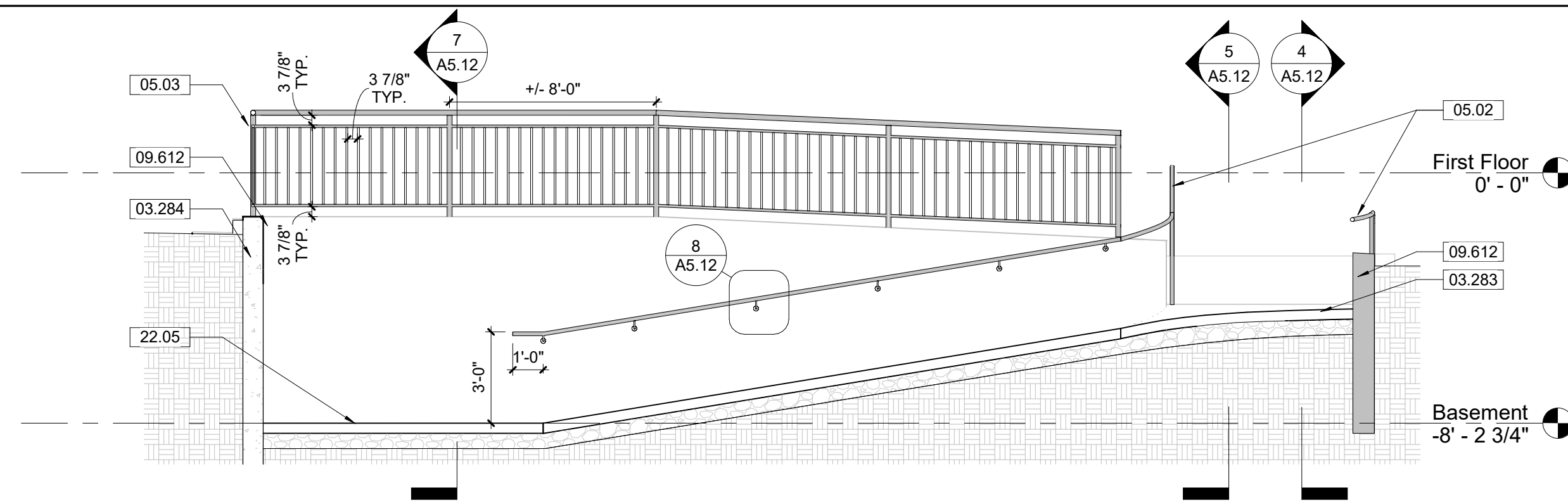


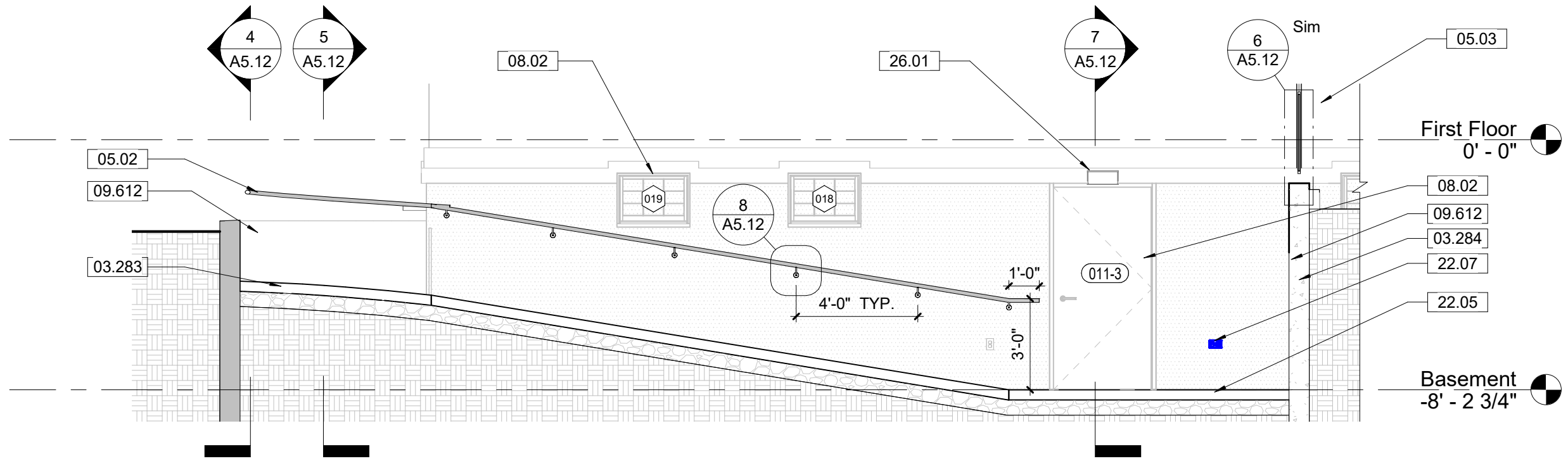
1 Enlarged Plan - South Ramp  
A5.12 1/4" = 1'-0" SCALE (A)



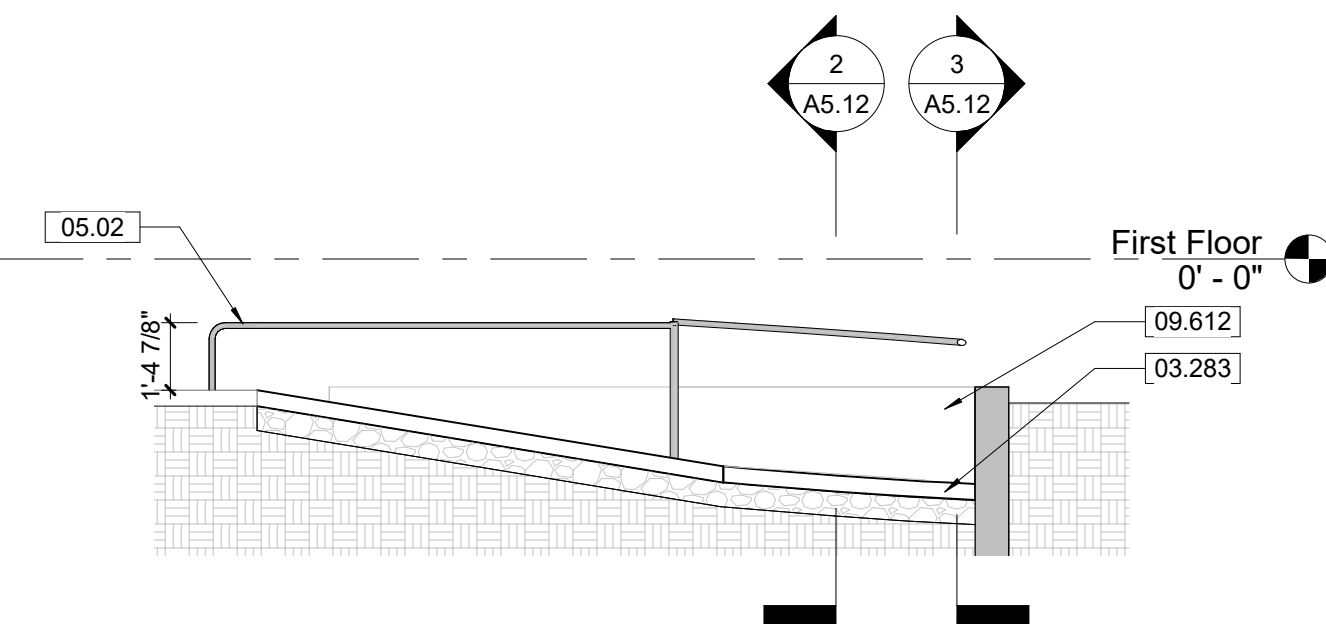
6 Section - South Ramp - Guardrail  
A5.12 1 1/2" = 1'-0" SCALE (B)



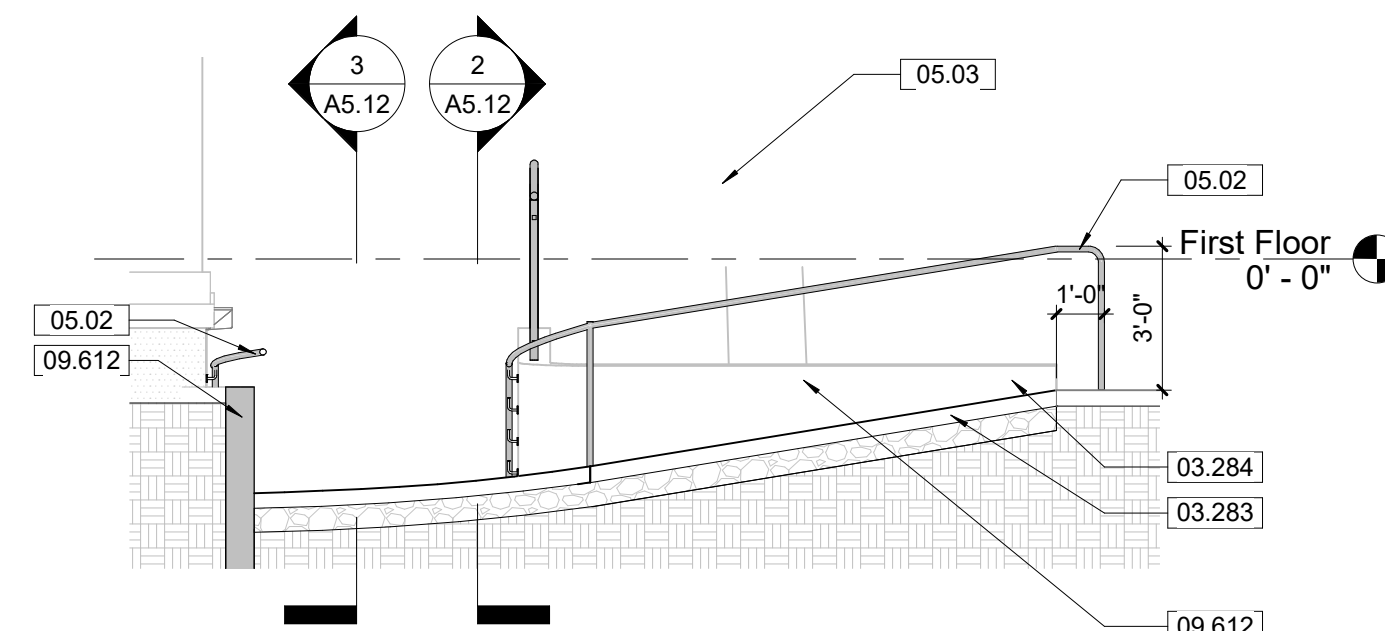
2 Section - South Ramp 1  
A5.12 1/4" = 1'-0" SCALE (A)



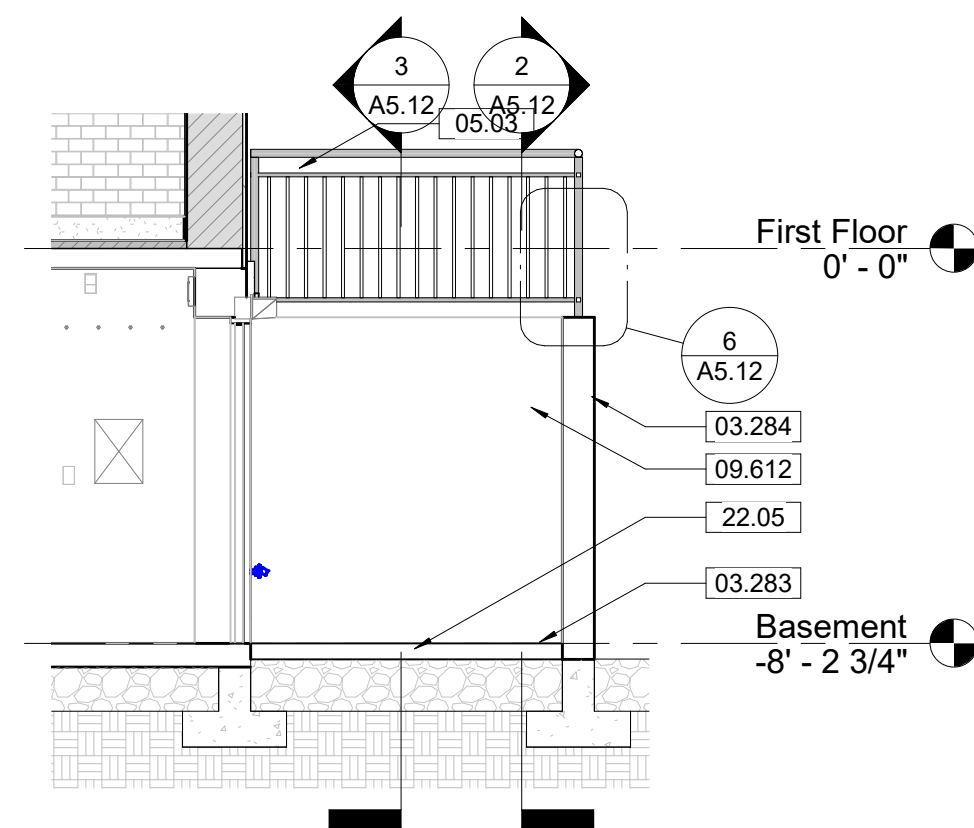
3 Section - South Ramp 2  
A5.12 1/4" = 1'-0" SCALE (A)



4 Section - South Ramp 4  
A5.12 1/4" = 1'-0" SCALE (A)



5 Section - South Ramp 3  
A5.12 1/4" = 1'-0" SCALE (A)



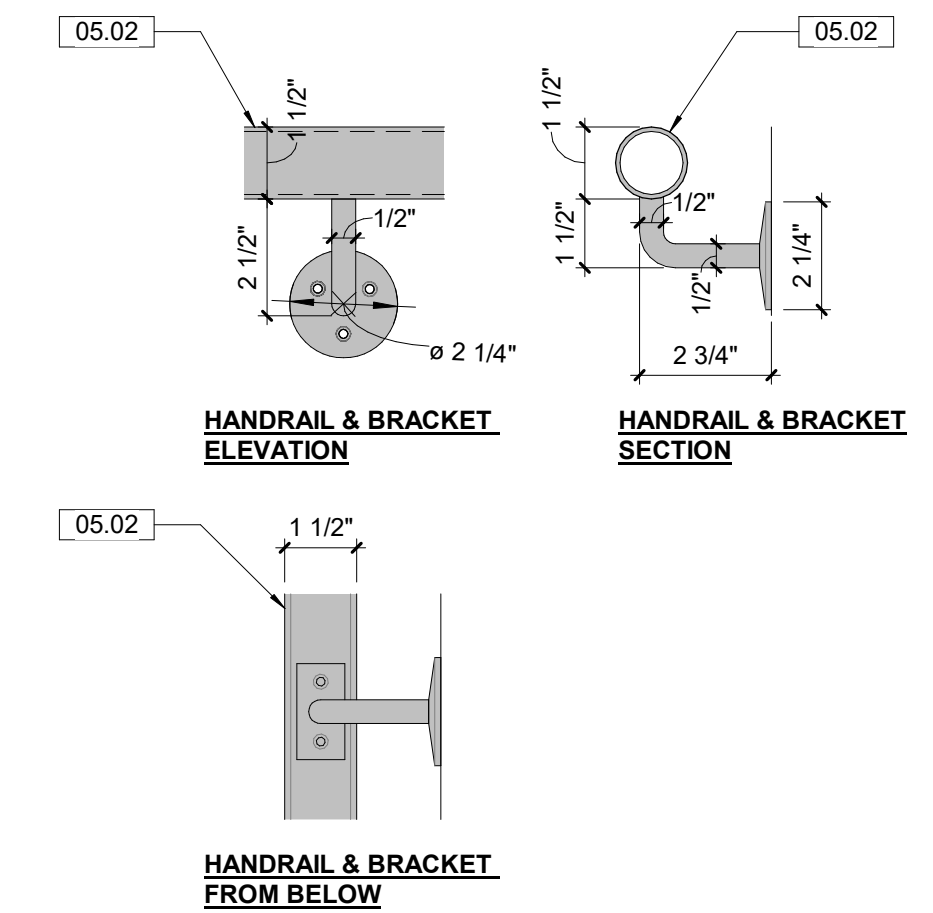
7 Section - South Ramp  
A5.12 1/4" = 1'-0" SCALE (A)

**GENERAL NOTES - TREATMENT:**

- A. DO NOT SCALE FROM THE DRAWINGS. ALL DIMENSIONS ARE APPROXIMATE. ACTUAL FIELD VERIFIED DIMENSIONS SHALL BE OBTAINED BY THE GENERAL CONTRACTOR OR THE APPLICABLE SUB-CONTRACTORS BEFORE SUBMITTING SHOP DRAWINGS, ORDERING MATERIALS, OR THE COMMENCEMENT OF CONSTRUCTION.
- B. THE GENERAL CONTRACTOR IS RESPONSIBLE FOR VERIFYING EXISTING CONDITIONS, IDENTIFYING ADDITIONAL TREATMENT WORK THAT MAY BE REQUIRED FOR THE INSTALLATION OF NEW WORK.
- C. THE CONTRACTOR SHALL FIELD VERIFY EXISTING CONDITIONS PRIOR TO COMMENCING ANY WORK. EXISTING CONDITIONS INCLUDE UTILITY LOCATIONS, EXISTING STRUCTURE LOCATIONS, AND EXISTING FIELD DIMENSIONS. THE ARCHITECT SHALL BE NOTIFIED OF ANY DISCREPANCIES DETRIMENTAL TO THE PROPER EXECUTION OF NEW WORK.

**KEYNOTES**

03.283	033000 - REPLACE CONCRETE RAMP TO BASEMENT LEVEL WITH EXPANDED RAMP AND LOWER LANDING. REFERENCE CIVIL AND STRUCTURAL DRAWINGS.
03.284	033000 - REPLACE CONCRETE RETAINING WALLS AT NEW BASEMENT LEVEL RAMP. REFERENCE CIVIL AND STRUCTURAL DRAWINGS.
05.02	055213, 099123 - INSTALL NEW GALVANIZED METAL HANDRAILS. PREP, PRIME AND PAINT.
05.03	055213, 099113 - INSTALL NEW GALVANIZED METAL GUARDRAIL. PREP, PRIME, AND PAINT.
08.02	080152.61, 088000 - REFERENCE EXTERIOR TREATMENT ELEVATIONS, THE WINDOW SCHEDULE, AND SPECIFICATIONS FOR WORK REQUIRED FOR ALL EXTERIOR WINDOWS AND WINDOW TRIM.
09.612	099113 - PREP, PRIME, AND PAINT NEW AND EXISTING RETAINING WALL TO MATCH EXISTING. ENSURE REPLACEMENT CONCRETE HAS CURED PRIOR TO PAINTING.
22.05	INSTALL DRAINAGE AT THE BASE OF NEW RAMP. REFERENCE CIVIL DRAWINGS.
22.07	NEW HOSE BIB. REFERENCE PLUMBING DRAWINGS.
26.01	INSTALL NEW LIGHT FIXTURES. REFERENCE ELECTRICAL DRAWINGS.

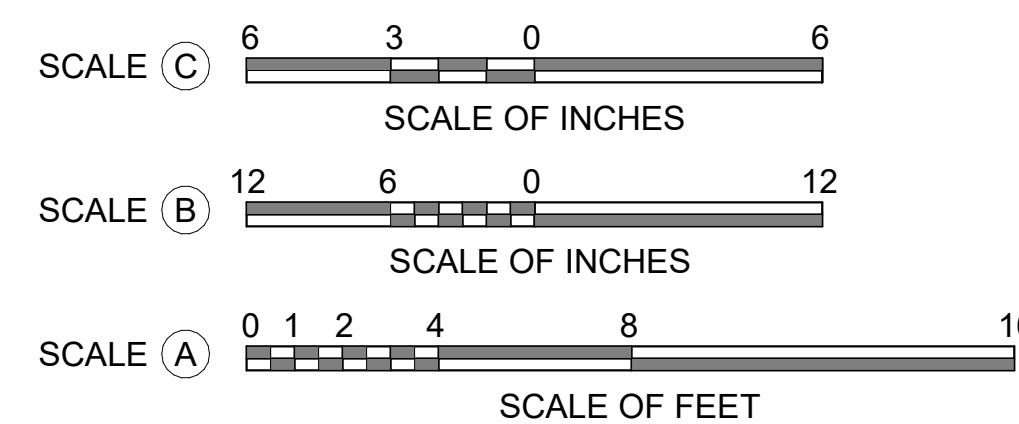


8 Typical Handrail Details - Round  
A5.12 3" = 1'-0" SCALE (C)

**TREATMENT PLAN LEGEND**

	REPLACEMENT MATERIAL INSTALLED		NEW HOLE IN EXISTING WALL
	AREA REQUIRING RESTORATION DUE TO SIGNIFICANT MATERIAL DETERIORATION		NEW WALLS
	EXISTING WALLS		

THIS PAGE WAS PREPARED WITH COLORED LINES AND HATCHES. WHEN PRINTING, USE COLOR.



A/E FIRMS	DESIGNED:
PRIME/ARCH: STRATA ARCHITECTURE 1701 CHAK STREET, SUITE 100 KANSAS CITY, MO 64109	CA/AG
	CADD:
	CA/ZA/EM
	TECH. REVIEW:
	AG
	DATE:
	10.27.2023

SUB SHEET NO.	TITLE OF SHEET	DRAWING NO.
01	MAURICE BATHHOUSE	128
A5.12	VERTICAL CIRCULATION	182951
	REHABILITATE BATHHOUSES HOT SPRINGS NATIONAL PARK	PMIS/PKG NO. 318915
		SHEET 75 OF 286