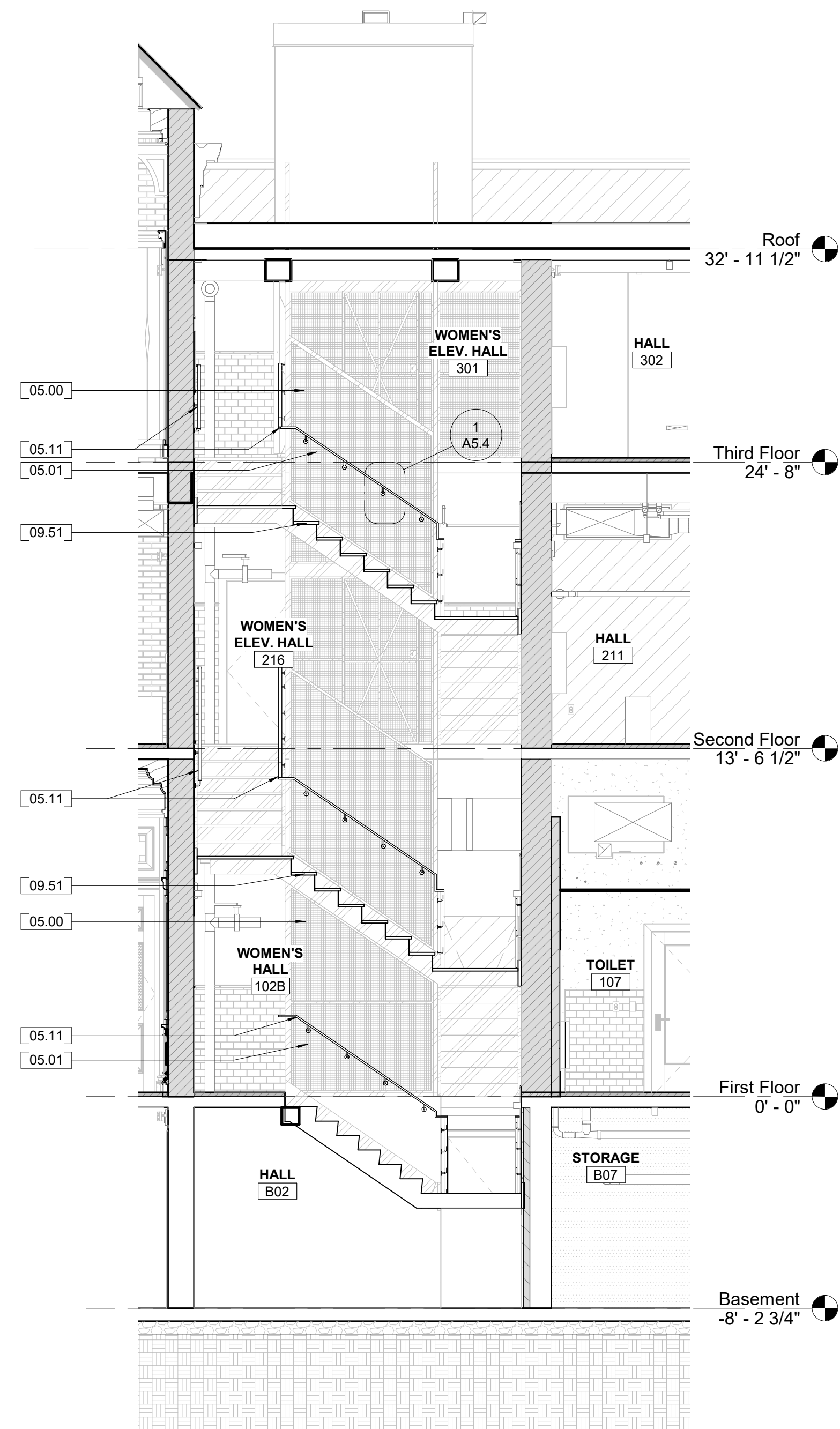
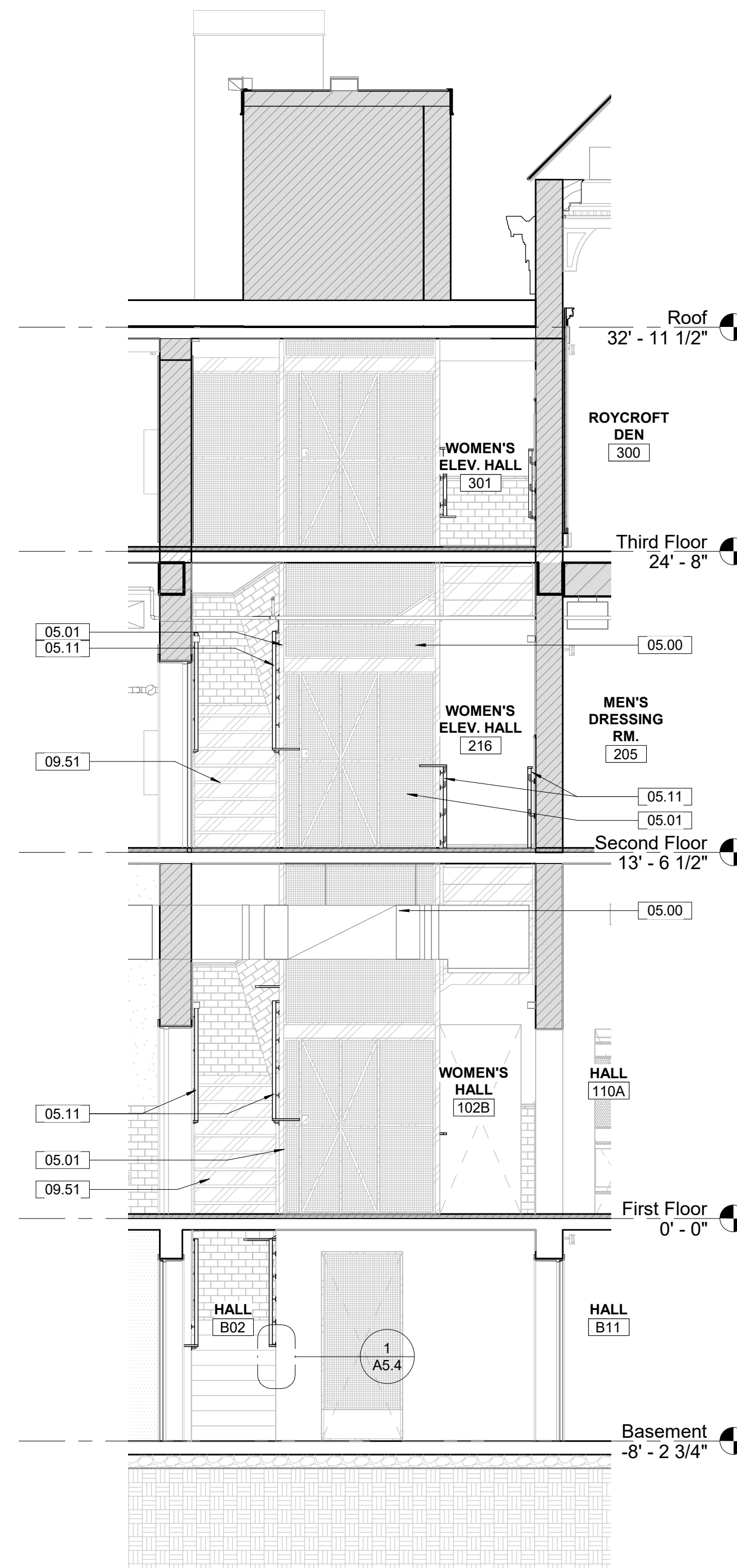


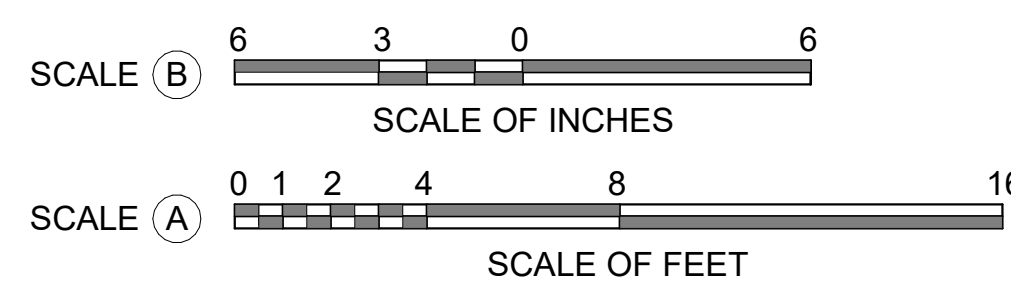
1 Typical Handrail Details
A5.4 3" = 1'-0" SCALE (B)



2 Section - North Stair E-W, South
A5.4 1/4" = 1'-0" SCALE (A)



3 Section - North Stair E-W, North
A5.4 1/4" = 1'-0" SCALE (A)



A/E FIRMS
PRIME/ARCH:
STRATA ARCHITECTURE
1701 CHAK STREET,
SUITE 100
KANSAS CITY, MO
T-816-474-0900

DESIGNED: CA/AG
CADD: CA/ZA/EM
TECH. REVIEW: AG
DATE: 10.27.2023

SUB SHEET NO.
01
A5.4

TITLE OF SHEET
MAURICE BATHHOUSE
VERTICAL CIRCULATION
REHABILITATE BATHHOUSES
HOT SPRINGS NATIONAL PARK

DRAWING NO.
128
182951
PMIS/PKG NO.
318915
SHEET
68 OF 286

GENERAL NOTES - TREATMENT:

- A. DO NOT SCALE FROM THE DRAWINGS. ALL DIMENSIONS ARE APPROXIMATE. ACTUAL FIELD VERIFIED DIMENSIONS SHALL BE OBTAINED BY THE GENERAL CONTRACTOR OR THE APPLICABLE SUB-CONTRACTORS BEFORE SUBMITTING SHOP DRAWINGS, ORDERING MATERIALS, OR THE COMMENCEMENT OF CONSTRUCTION.
- B. THE GENERAL CONTRACTOR IS RESPONSIBLE FOR VERIFYING EXISTING CONDITIONS, IDENTIFYING ADDITIONAL TREATMENT WORK THAT MAY BE REQUIRED FOR THE INSTALLATION OF NEW WORK.
- C. THE CONTRACTOR SHALL FIELD VERIFY EXISTING CONDITIONS PRIOR TO COMMENCING ANY WORK. EXISTING CONDITIONS INCLUDE UTILITY LOCATIONS, EXISTING STRUCTURE LOCATIONS, AND EXISTING FIELD DIMENSIONS. THE ARCHITECT SHALL BE NOTIFIED OF ANY DISCREPANCIES DETRIMENTAL TO THE PROPER EXECUTION OF NEW WORK.

KEYNOTES

05.00	055213, 099123 - NORTH/SOUTH STAIRS: STRIP AND REPAINT EXISTING HISTORIC ELEVATOR CAGE TO REMAIN (ALL LEVELS - BASEMENT THROUGH 3RD FLOOR). PAINT WITH COLOR FROM HISTORIC PAINT ANALYSIS. MAKE REPAIRS TO ELEVATOR CAGE FOR SAFETY. REFERENCE VERTICAL CIRCULATION INTERIOR ELEVATION. REFER TO MATERIALS TEST REPORT FOR LEAD PAINT TESTING.
05.01	055213, 099123 - NORTH/SOUTH STAIRS: INSTALL METAL SUPPORT AT EXISTING ELEVATOR CAGE TO SUPPORT ANCHORING ON NEW HANDRAIL BRACKETS. PREP, PRIME, AND PAINT.
05.11	055213, 099123 - NORTH/SOUTH STAIR: INSTALL NEW ABAAS COMPLIANT STEEL HANDRAIL AT ALL LEVELS - BASEMENT THROUGH 3RD FLOOR. PREP, PRIME AND PAINT IN THE FIELD. ALL ANCHORS TO BE STAINLESS STEEL.
09.51	NORTH STAIRS: REPLACE MISSING MARBLE TREADS. START THE REPLACEMENT WITH THE 17 NON-HISTORIC MARBLE TREADS STORED IN MEN'S DRESSING ROOM 205. USE THE 10 HISTORIC MARBLE TREADS STORED IN WOMEN'S PACK ROOM 101 AND 12 HISTORIC MARBLE TREADS STORED IN HALL 211 TO FILL IN. ALL MARBLE TREADS TO BE CLEANED WITH BASIS OF DESIGN PROSOCO LIQUID MARBLE CLEANER, OR EQUAL, PER THE MANUFACTURER'S INSTRUCTIONS. REMOVE STAINING AND SOILING FROM MARBLE.