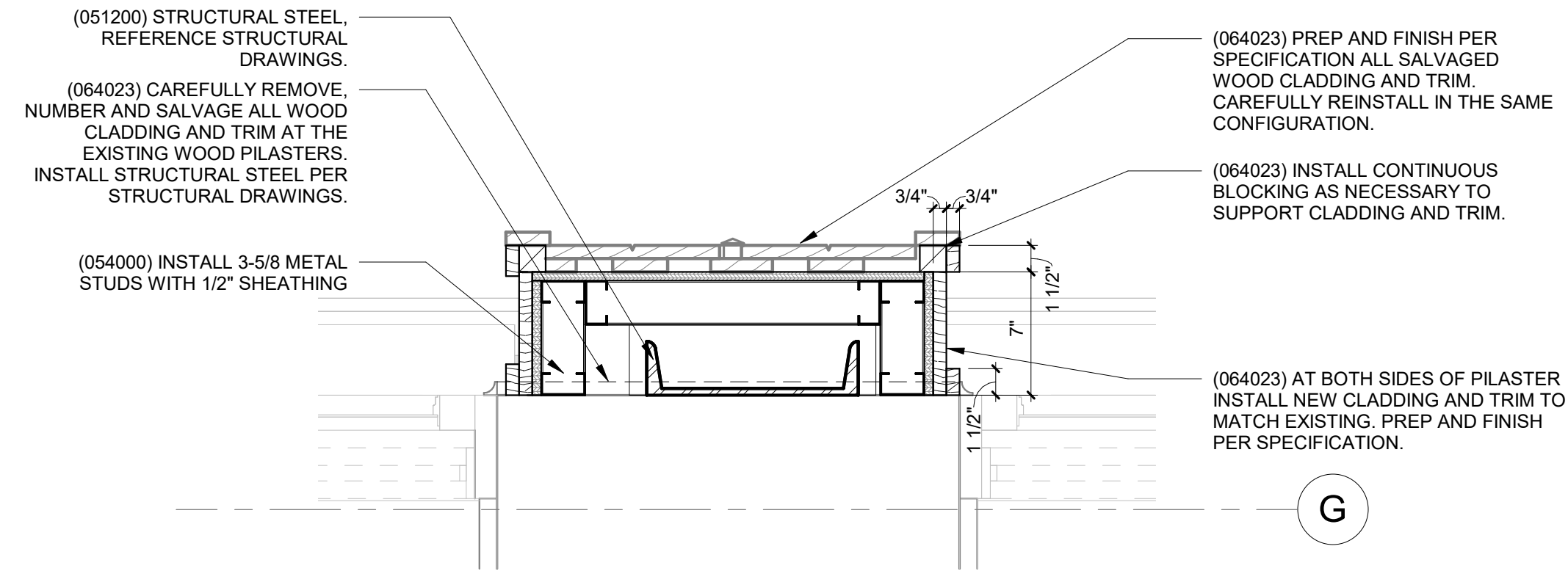
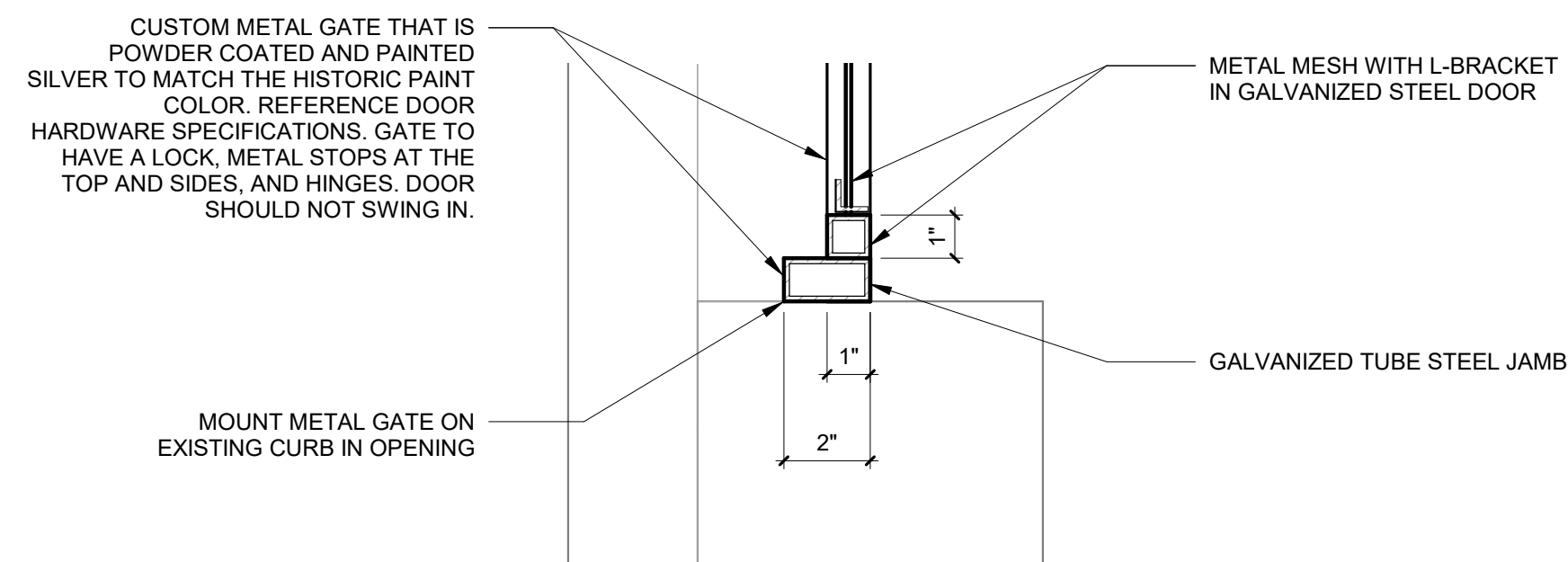


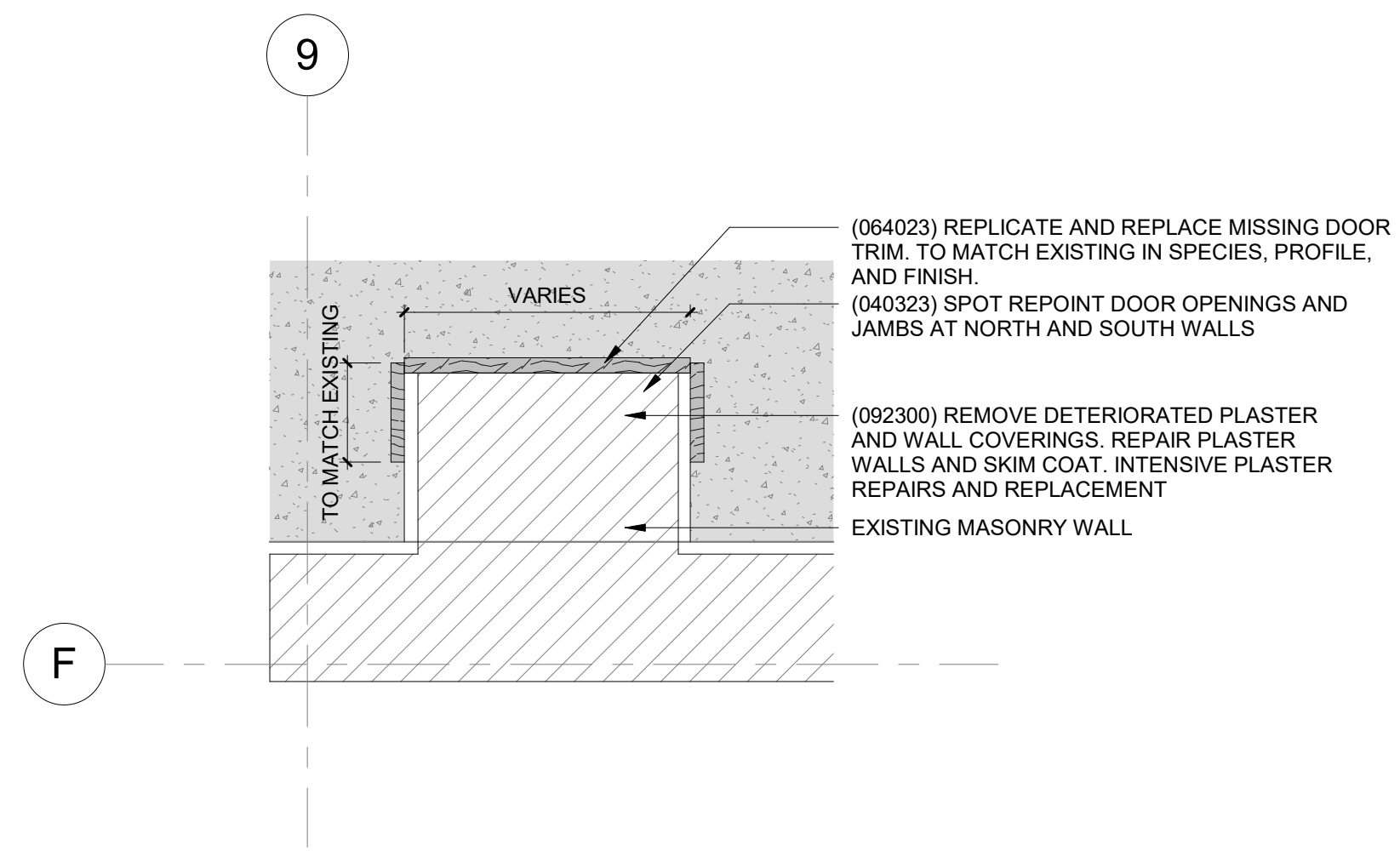
1 Plan Detail - Tile Return at Restroom
A4.50 1 1/2" = 1'-0" SCALE (A)



2 Plan Detail - 300 Roycroft Den Pilaster West
A4.50 1 1/2" = 1'-0" SCALE (A)



3 Plan Detail - Elevator Pit Door Jamb
A4.50 3" = 1'-0" SCALE (B)

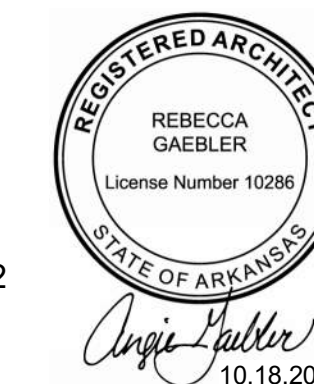
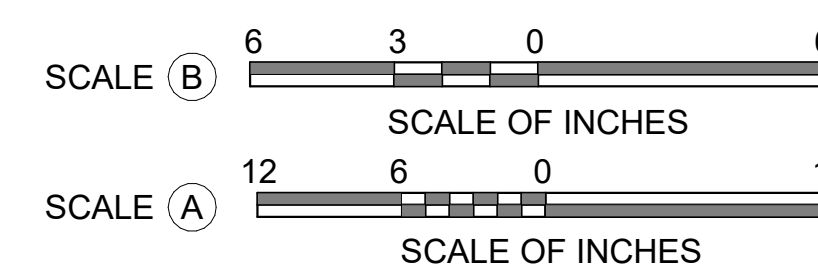


4 Plan Detail - Opening Frame
A4.50 1 1/2" = 1'-0" SCALE (A)

GENERAL NOTES - TREATMENT:

- A. DO NOT SCALE FROM THE DRAWINGS. ALL DIMENSIONS ARE APPROXIMATE. ACTUAL FIELD VERIFIED DIMENSIONS SHALL BE OBTAINED BY THE GENERAL CONTRACTOR OR THE APPLICABLE SUB-CONTRACTORS BEFORE SUBMITTING SHOP DRAWINGS, ORDERING MATERIALS, OR THE COMMENCEMENT OF CONSTRUCTION.
- B. REFER TO THE SPECIFICATIONS FOR THE REQUIREMENT FOR WORKING IN AREAS WHERE LEAD PAINT HAS BEEN IDENTIFIED.
- C. REFER TO THE SPECIFICATIONS FOR THE IDENTIFICATION AND DISPOSAL OF FLUORESCENT LIGHTS AND BALLASTS IN EXISTING FIXTURES
- D. REFER TO THE SPECIFICATIONS FOR REQUIRED SAFETY MEASURES REQUIRED FOR THE EXCAVATION OF SOILS SURROUNDING THE MAURICE STRUCTURE WHERE ELEVATED LEVELS OF METALS WERE IDENTIFIED.

11/8/2023 3:40:09 PM



A/E FIRMS
 PRIME/ARCH:
 STRATA ARCHITECTURE
 1701 OAK STREET,
 SUITE 100
 KANSAS CITY, MO
 T: 816.474.0900

DESIGNED:
 CA/AG
 CADD:
 CA/ZA/EM
 TECH. REVIEW:
 AG
 DATE:
 10.27.2023

SUB SHEET NO.
01
A4.50

TITLE OF SHEET
MAURICE BATHHOUSE
PLAN DETAILS
 REHABILITATE BATHHOUSES
 HOT SPRINGS NATIONAL PARK

DRAWING NO.
128
182951
 PMIS/PKG NO.
 318915
 SHEET
 63 OF 286