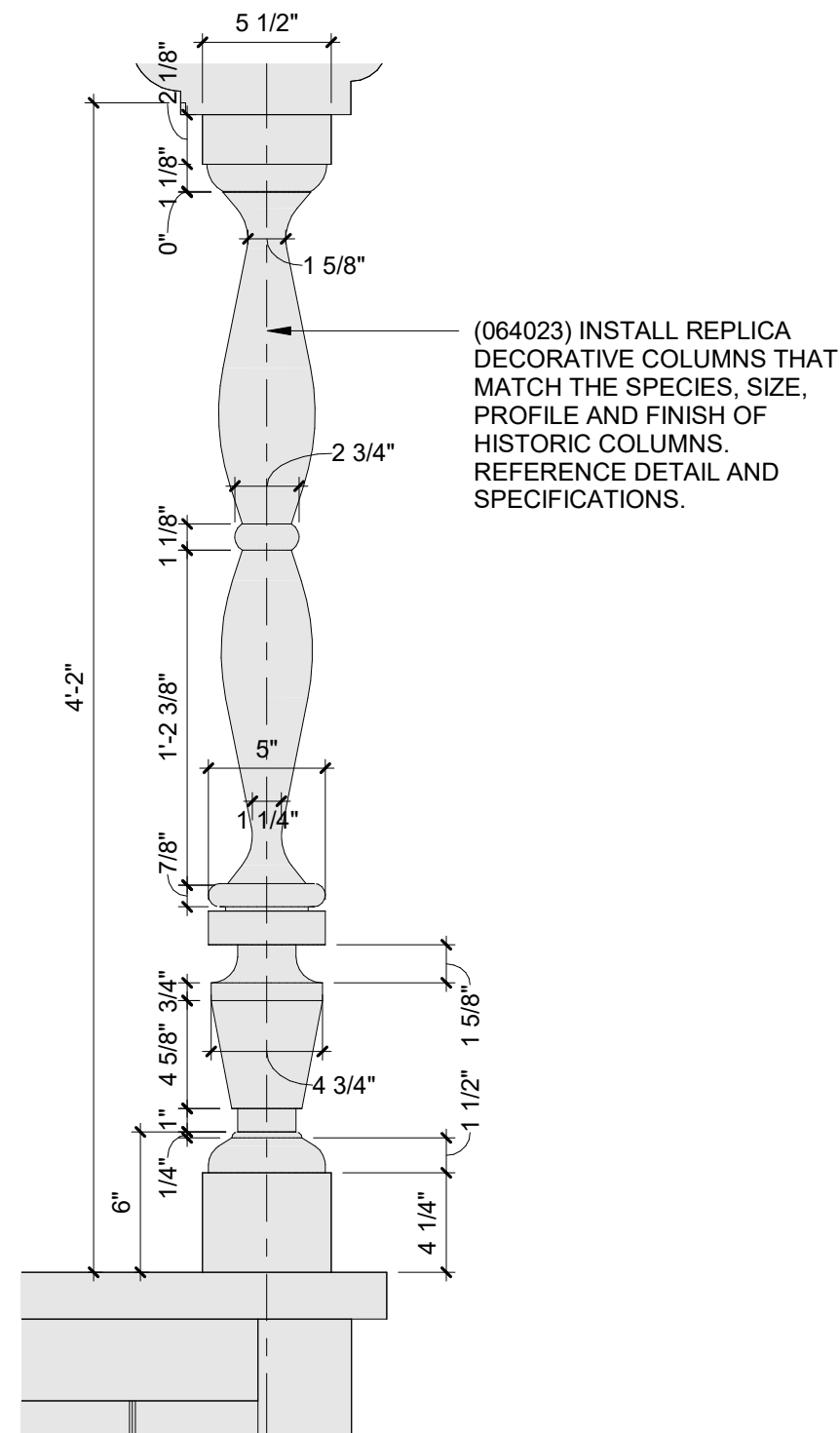


GENERAL NOTES - TREATMENT:

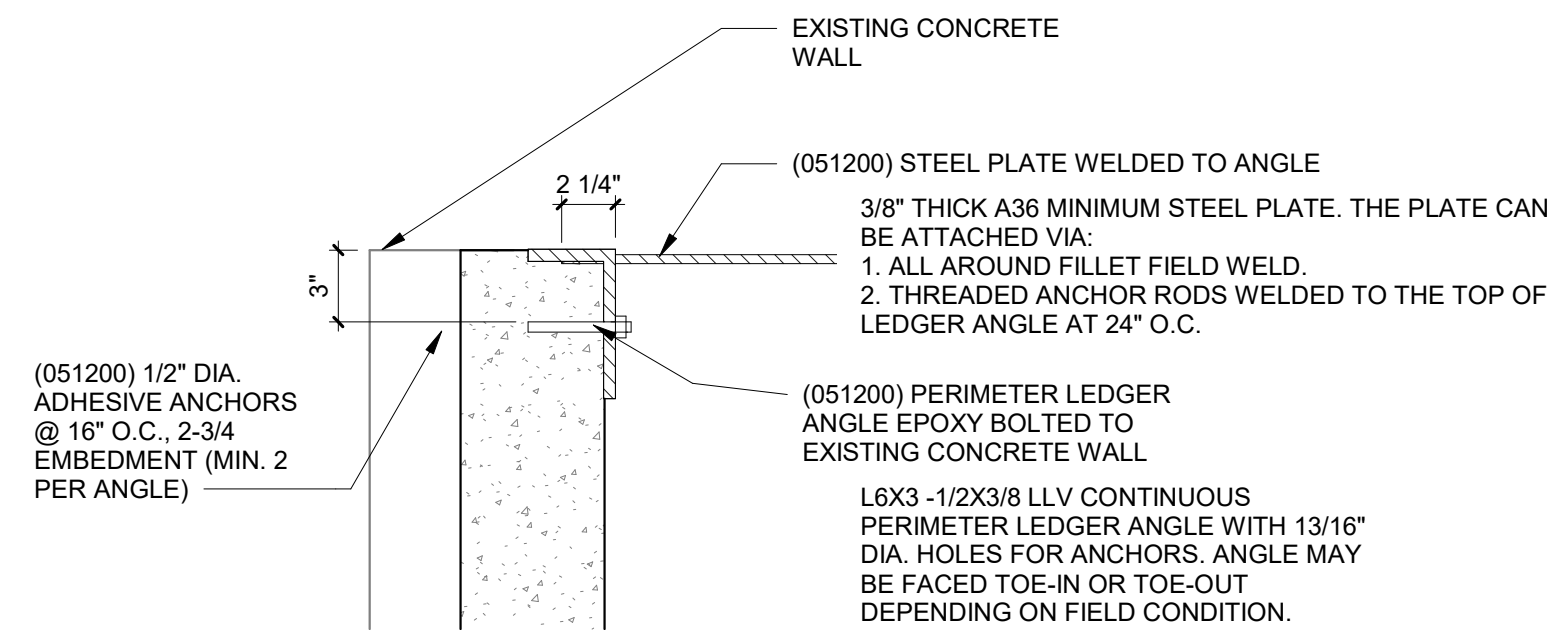
- A. DO NOT SCALE FROM THE DRAWINGS. ALL DIMENSIONS ARE APPROXIMATE. ACTUAL FIELD VERIFIED DIMENSIONS SHALL BE OBTAINED BY THE GENERAL CONTRACTOR OR THE APPLICABLE SUB-CONTRACTORS BEFORE SUBMITTING SHOP DRAWINGS, ORDERING MATERIALS, OR THE COMMENCEMENT OF CONSTRUCTION.
- B. REFER TO THE SPECIFICATIONS FOR THE REQUIREMENT FOR WORKING IN AREAS WHERE LEAD PAINT HAS BEEN IDENTIFIED.
- C. REFER TO THE SPECIFICATIONS FOR THE IDENTIFICATION AND DISPOSAL OF FLUORESCENT LIGHTS AND BALLASTS IN EXISTING FIXTURES
- D. REFER TO THE SPECIFICATIONS FOR REQUIRED SAFETY MEASURES REQUIRED FOR THE EXCAVATION OF SOILS SURROUNDING THE MAURICE STRUCTURE WHERE ELEVATED LEVELS OF METALS WERE IDENTIFIED.

1 Section Detail 110C Hall E. - Cornice Detail
A4.30 3" = 1'-0" SCALE (B)

2 Section Detail 300 Roycroft Den - Detail
A4.30 3" = 1'-0" SCALE (B)

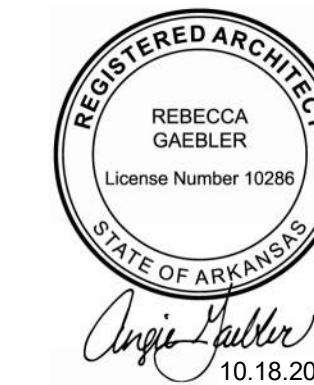
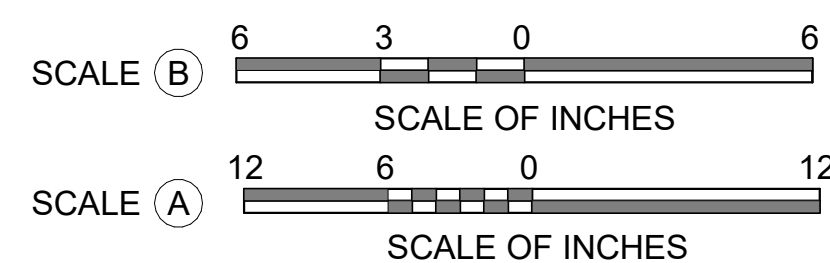


NOTES:
 1. CONTRACTOR TO PERFORM NON-DESTRUCTIVE EVALUATION TO LOCATE WALL REBAR PRIOR TO ANCHORAGE INSTALLATION.
 2. ALL STEEL COMPONENTS TO BE GALVANIZED PER EXTERIOR CONDITION.



3 300 Roycroft Den E. - Column Profile
A4.30 1 1/2" = 1'-0" SCALE (A)

4 Section Detail - Bulk Head Detail
A4.30 1 1/2" = 1'-0" SCALE (A)



A/E FIRMS PRIME/ARCH: STRATA ARCHITECTURE 1701 OAK STREET, SUITE 100 KANSAS CITY, MO T-816-4740900	DESIGNED: CA/AG	SUB SHEET NO. 01 A4.30	TITLE OF SHEET MAURICE BATHHOUSE SECTION DETAILS REHABILITATE BATHHOUSES HOT SPRINGS NATIONAL PARK	DRAWING NO. 128 182951
	CADD: CA/ZA/EM			PMIS/PKG NO. 318915
TECH. REVIEW: AG	DATE: 10.27.2023			SHEET 59 OF 286