
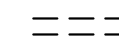







KEYNOTES

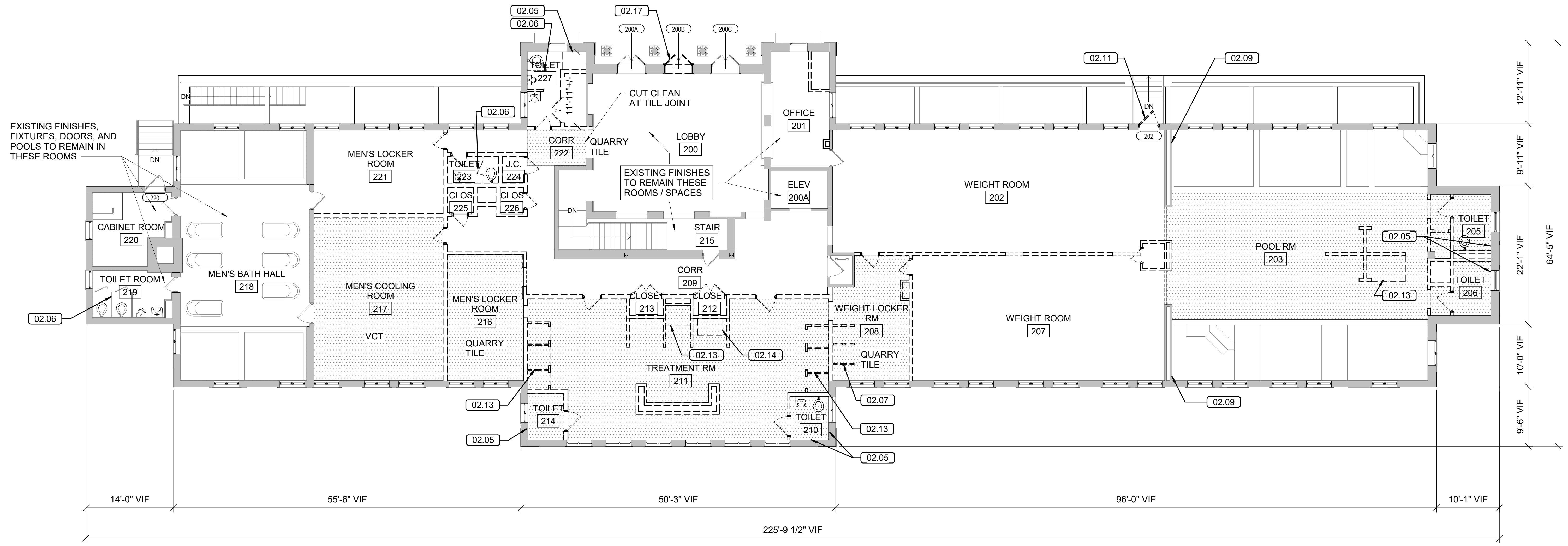
- 02.05 REMOVE TOILET ACCESSORIES FROM WALLS
- 02.06 REMOVE TOILET PARTITIONS
- 02.07 REMOVE WOOD LOCKER ROOM STALLS
- 02.09 REMOVE PLASTERED WALL ABOVE TILED WAINSCOT. LOWER SECTION OF WALL WITH TILE FACING POOL ROOM TO REMAIN IN PLACE.
- 02.11 REMOVE EXISTING EXTERIOR DOOR, FRAME, AND HARDWARE; EXISTING TRANSOM TO REMAIN.
- 02.13 REMOVE STONE SHOWER ENCLOSURE AND TILE BASE
- 02.14 REMOVE STONE SHOWER ENCLOSURE AND RAISED TILE BASE
- 02.17 REMOVE EXISTING EXTERIOR DOOR AND HARDWARE. FRAME AND TRANSOM TO REMAIN. REMOVE AND SALVAGE PULL HARDWARE.

DEMOLITION PLAN LEGEND

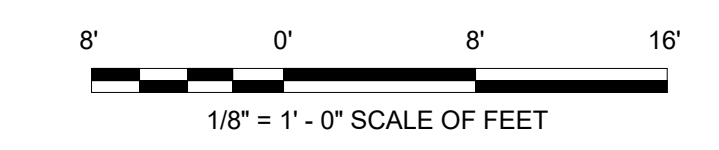
-  EXISTING WALLS TO REMAIN
-  REMOVE EXISTING BLOCK OR CLAY TILE MASONRY & PLASTER WALLS INCLUDING FINISHES AND CASEWORK
-  REMOVE EXISTING CONSTRUCTION - REFER TO KEYNOTES
-  REMOVE EXISTING DOOR AND FRAME
-  REMOVE EXISTING PLASTER WALLS AND CEILING
-  REMOVE EXISTING TILE FLOORS & SETTING MATERIALS DOWN TO SUBSTRATE (PORCELAIN/GLAZED TILE UON)
- CONCRETE**
-  CT-2 APPROXIMATE AREA OF CONC. FLOOR SLAB TO BE REMOVED FOR UTILITY WORK, COORDINATE WITH MEP SCOPE

DEMOLITION PLAN GENERAL NOTES

1. EXISTING FLOOR TO CEILING PARTITIONS INDICATED TO BE DEMOLISHED INCLUDES DOORS/Frames AND FINISHES/CASEWORK ATTACHED TO SUCH WALLS.
2. REMOVE ALL DEBRIS FROM FLOORS, THROUGHOUT BUILDING.
3. ALL AREAS OR ELEMENTS NOT DESIGNATED TO BE DEMOLISHED ARE EXISTING TO REMAIN AND SHALL BE PROTECTED FROM DAMAGE DURING ADJACENT DEMOLITION WORK.
4. ALL EXISTING EXTERIOR WINDOWS ARE TO REMAIN, UON. PROTECT FROM DAMAGE DURING ADJACENT WORK.
5. ALL EXISTING CEILINGS AND LAYLIGHTS THROUGHOUT UPPER FLOOR ARE TO REMAIN. PROTECT FROM DAMAGE DURING ADJACENT WORK.
6. HAZARDOUS MATERIALS ARE PRESENT IN/ON SELECT EXISTING MATERIALS - REFER TO HAZARDOUS MATERIAL SPECIFICATIONS FOR LOCATIONS. REFER TO SPECIFICATIONS FOR ABATEMENT, REMOVAL AND DISPOSAL.
7. ELEVATOR IS NOT OPERATIONAL. CONTRACTOR IS NOT TO OCCUPY, OPERATE, OR PLACE ANY MATERIALS IN THE ELEVATOR CAB OR HOISTWAY.



1 UPPER LEVEL DEMOLITION PLAN  
AX1.2 1/8" = 1'-0"



A/E FIRMS ARCH: QUINN EVANS 219 1/2 N. MAIN STREET ANN ARBOR, MI T: 734.663.5888	DESIGNED: GK CADD: GK TECH. REVIEW: KG DATE: 10.27.2023	SUB SHEET NO. <b>02</b> <b>AX1.2</b>	TITLE OF SHEET LIBBEY BATHHOUSE <b>UPPER LEVEL DEMOLITION PLAN</b> REHABILITATE BATHHOUSES HOT SPRINGS NATIONAL PARK	DRAWING NO. <b>128</b> <b>182951</b> PMIS/PKG NO. 318915 SHEET 204 OF 286
--	--	--	--	---

11/20/2023 0:06:05 PM