

REFLECTED CEILING LEGEND

- 2' x 4' TROFFER LIGHT LIFE SAFETY
- 2' x 4' TROFFER LIGHT CRITICAL
- 2' x 4' TROFFER LIGHT
- OCCUPANCY SENSOR
- NURSE CALL DOME LIGHT, AND WALL MOUNTED NURSE CALL DOME LIGHT
- SPEAKER - COMMUNICATIONS
- CEILING MOUNTED - WIRELESS ACCESS POINT
- CAMERA CEILING MOUNTED PATIENT OBSERVATION - FIXED DOME NETWORK / PAN TILT ZOOM
- RECESSED DOWNLIGHT - LIFE SAFETY / CRITICAL / NORMAL
- PENDANT LIGHT DISK
- SUPPLY DIFFUSER
- EXHAUST GRILLE
- DIRECTION OF PLAM GRAIN
- RETURN GRILLE
- CURTAIN & ROD
- CHASE SYMBOL
- CEILING EXIT SIGN - VARIOUS DIRECTIONAL AND NON-DIRECTIONAL CONFIGURATIONS
- RADIANT PANEL
- CU CEILING MOUNTED CASSETTE UNIT
- ACCESS PANEL - 18" x 18" UON
- PLAM SOFFIT
- GYP BD. SOFFIT
- LINEAR CEILING DIFFUSER
- CEILING MOUNTED COMBINATION FIRE ALARM SPEAKER/STROBE DEVICE
- CEILING MOUNTED FIRE ALARM SPEAKER DEVICE
- FIRE ALARM SMOKE DETECTOR
- FIRE ALARM HEAT DETECTOR
- FIRE ALARM SYSTEM CEILING MONTED SMOKE DETECTOR FOR ELEVATOR RECALL
- FIRE ALARM CONNECTION RELAY
- CEILING MOUNTED CAMERA
- EXPOSED TO STRUCTURE
- PATIENT CEILING LIFT W/ TURNTABLE

GENERAL SHEET NOTES

- AT ABOVE CEILING CONNECTIONS PROVIDE TEMPORARY SECURE ACCESS MEASURES.
- A. FOR REFLECTED CEILING PLAN NOTES SEE SHEET A1001.
- B. VA REQUIRES GC PROVIDE 7 WORKING DAY ADVANCE NOTICE TO BLOCK ACCESS TO OFFICES, IF NEEDED.
- C. VA REQUIRES GC PROVIDE 7 WORKING DAY ADVANCE NOTICE PRIOR TO VACATING PATIENT AND PATIENT SUPPORT ROOMS TO ALLOW GC TO WORK IN 1A.
- D. TEMPORARY ZIP WALLS ARE TO BE USED TO BLOCK PARTIAL CORRIDOR LEAVING 48" CLEAR WIDTH FOR EGRESS.
- E. REMOVE 2' x 4' GYPSUM BOARD CEILING SECTION FOR ACCESS.
- F. AT THE CONCLUSION OF THE WORKDAY, GC MUST SECURE THE OPENING WITH FIRE RATED, PAINTED PLYWOOD, WITH TAMPER RESISTANT FASTENERS AND REMOVE TEMPORARY ZIP WALL. THIS PROCESS MUST BE REPEATED UNTIL ALL CONNECTIONS ARE MADE AND CEILING HAS BEEN REPAIRED/REPLACED.
- G. A SPOTTER MUST BE PROVIDED BY THE GC DURING WHILE ZIP WALL IS IN PLACE. SPOTTER IS TO BE ON THE OUTSIDE OF THE ZIP WALL.
- H. NURSING TO FURNISH ADDITIONAL COVERAGE TO MAKE UP FOR THE POTENTIAL SIGHT-LINE DISRUPTION DUE TO THE TEMPORARY ZIP WALLS.
- I. GC TO REMOVE / STORE / RESTORE HANDRAIL AS NEEDED AT THE DISCRETION OF THE COR. HANDRAIL REATTACHMENT TO RETURN HANDRAIL IN PLACE AND PATCH AND REPAIR ANY DAMAGED AREAS AT REMOVAL / REINSTALL.

SHEET KEYNOTES

- 02.63 CONTRACTOR TO COORDINATE SEQUENCING WORK OVERHEAD IN THE ZONES (BOUNDARIES) SHOWN ON THIS PLAN. MAINTAIN ACCESS IN CORRIDORS AT A MINIMUM WIDTH OF 5'-0". PROTECT ALL EXISTING FINISHES FROM DAMAGE. SETUP ICA BARRIERS AT WORK ZONE AND REMOVE EXISTING CEILING TILE, LIGHT FIXTURES AND MECHANICAL DEVICES AND STORE FOR REINSTALLATION UPON COMPLETION OF THE PLUMBING SCOPE OF WORK. REMOVE CEILING TILE TO THE EXTENT NECESSARY FOR THE WORK IN THE SELECTED AREA TO BE COMPLETED THAT DAY. REINSTALL CEILING TILE AS WORK IN A ZONE IS COMPLETED. AT THE CONCLUSION OF THE ABOVE CEILING WORK, THE CONTRACTOR SHALL REPLACE ALL DAMAGED CEILING TILE WITH NEW CEILING TILE TO MATCH EXISTING.

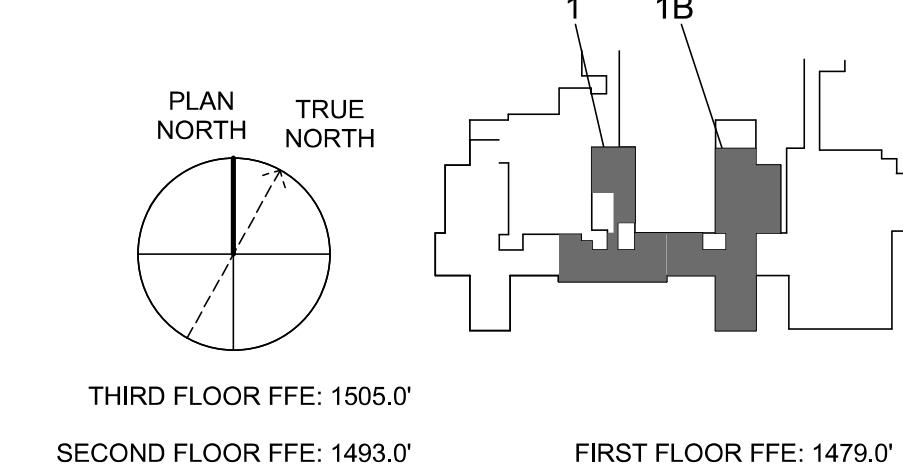
SYMBOLS LEGEND

- AREAS OF WORK (BOUNDARIES) AS SHOWN ON THIS PLAN. SEE KEYNOTE ABOVE FOR FURTHER INFORMATION.

PARTITION GRAPHICS

- PARTITION PHASING
- EXISTING ELEMENT TO REMAIN
 - EXISTING ELEMENT TO BE DEMOLISHED
 - TEMPORARY 1-HOUR RATED ELEMENT TO BE CONSTRUCTED AND DEMOLISHED IN SAME PHASE
- PARTITION RATING
- NO RATING
 - SMOKE RESISTIVE PARTITION - NON RATED
 - 1 HOUR FIRE BARRIER
 - 1 HOUR FIRE/SMOKE BARRIER
 - 2 HOUR FIRE BARRIER
 - 2 HOUR FIRE/ SMOKE BARRIER

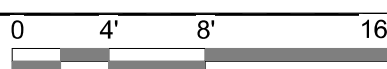
KEY PLAN



PARTIAL FIRST FLOOR REFLECTED CEILING PHASING PLAN - PHASES 1 & 2

D3

1/8" = 1'-0"




Revisions:	No.	Description	Date

CONSULTANTS:

BRITT, PETERS AND ASSOCIATES
CONSULTING ENGINEERS

8701 RED OAK BLVD, SUITE 500
CHARLOTTE, NC 28217
PHONE: 704.522.0405
WWW.BRITTPETERS.COM

Seal:



ARCHITECT / ENGINEERS:

HARRELL DESIGN GROUP, P.C.

8016 TOWER POINT DRIVE
CHARLOTTE, NC 28227

P 704.814.1320
F 704.321.0833

HG PROJECT: 18002
COPYRIGHT © 2023

Drawing Title:

PARTIAL FIRST FLOOR REFLECTED CEILING PHASING PLAN - PHASES 1 & 2

Project Phase:

BID DOCUMENTS

FULLY SPRINKLERED

Project Title:

RENOVATE MED SURGE WARDS

Location:

VETERANS HEALTHCARE SYSTEM OF THE OZARKS

Date:

DECEMBER 8, 2021

Checked:

JC/LK

Drawn:

KB

Project Number:

564-17-140

Building Number:

1

Drawing Number:

GC121a

Sheet 14 of 162

Engineering Service



VA U.S. Department of Veterans Affairs