

PHASING SUMMARY

GENERAL CONTRACTOR AND SUBCONTRACTORS ABOVE CEILING WORK ON FIRST FLOOR MUST BE CAREFULLY PHASED AND COORDINATED WITH THE HOSPITAL'S ONGOING, EXISTING OPERATIONS AND APPROVED BY COR. WORK SHALL ALSO CONFORM TO NEW CONSTRUCTION PHASES ON 2, 2A AND 2B.

PRIOR TO PHASE 1

- A. COORDINATE ABOVE CEILING BASEMENT WORK WITH BASEMENT RCP AND MEP DRAWINGS. ADDITIONALLY, OBTAIN COR APPROVAL MIN. 2 WEEKS BEFORE BEGINNING SEQUENCE OF WORK.

RENOVATE WARD 2B - PHASE 1:

- A. CONSTRUCT BOOSTER PUMP ASSOCIATED WORK IN BASEMENT.
B. VA VACATES 2B, USING 2A'S SINGLE, DOUBLE, AND TRIPLE PATIENT ROOMS AS SWING SPACE.
C. GC CONSTRUCTS TEMPORARY BARRIER WALL ALONG COLUMN LINE H-5, SPANNING CORRIDOR C201'S WIDTH. GC ALSO OCCUPIES NURSE CONFERENCE ROOM 272, TO ENABLE OPENING 2B AT ITS COMPLETION (NECESSITATED BY THE CORRIDOR SHIFT).
D. TO KEEP NEWLY RENOVATED RESIDENTS AREA OPERATIONAL, GC BUILDS TEMPORARY CONNECTING RATED DOOR BETWEEN EXISTING NURSE'S BREAKROOM 259 AND EXISTING CARE TEAM PC249.
E. AS GC DEMOS AND CONSTRUCTS 2B, TRASH IS REMOVED VIA EXTERIOR CHUTE, THROUGH 2 BEDS PATIENT ROOM 267. THIS PRACTICE UPHOLDS ICRA AND HOSPITAL REQUIREMENTS THAT TRASH NOT BE TRANSPORTED THROUGH HOSPITAL.

- E. ABOVE CEILING WORK ON 2B (INDICATED ABOVE) WILL OCCUR AFTER-HOURS, ROOM BY ROOM, DEPARTMENT BY DEPARTMENT.
F. IMPACTED AREAS UNDER 2B RENOVATION - MAIN LOBBY, GENERAL WAITING, MALE AND FEMALE TOILETS, POLICE, TRAVEL, PATIENT REP, CASHIER, PHARMACY, WAITING, VESTIBULE, RECEPTION, INTERVIEW, PRESCRIPTION RECEIVING / FILLING / DISPENSING, & COUNSELING BOOTHS.

PORTION OF WARD 2 AREA - PHASE 1:

- A. CREATE NEW OPENING CONNECTING CORRIDOR C200 TO CORRIDOR C205.

PATIENT BEDROOM COUNT AT BEGINNING OF PHASE = 0
PATIENT BEDROOM COUNT AT END OF PHASE = 10

ACTIVATE PHASE 1

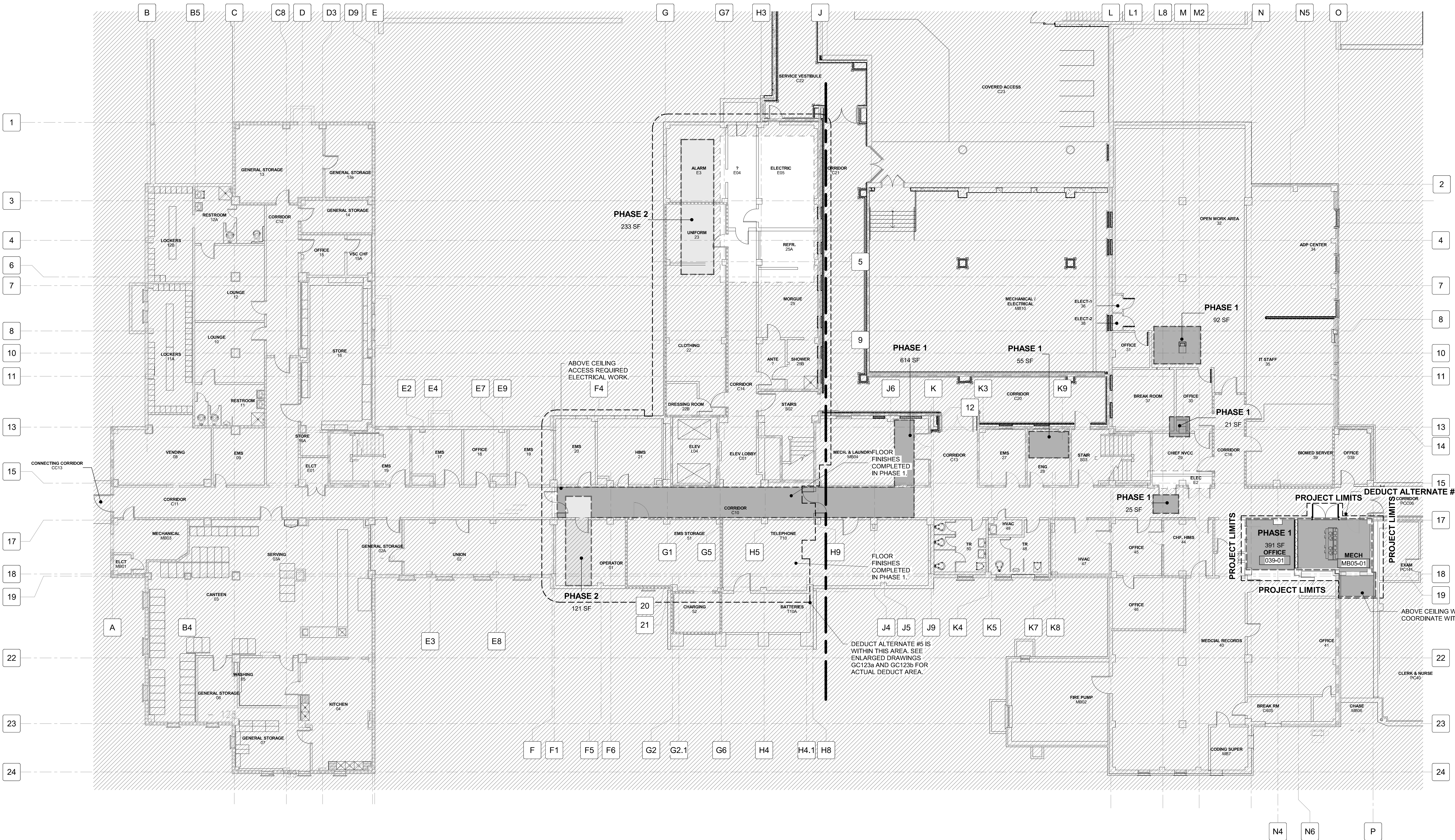
RENOVATE WARD 2 (CENTER ADMIN AREA) - PHASE 2:

- 2A. RENOVATE EAST SIDE OF CORRIDOR C200 AND SOUTH SIDE OF CORRIDOR C201.
1. VA TO VACATE OFFICES ON EAST SIDE OF C200 & SOUTHSIDE OF C201.
2. GC TO CONSTRUCT TEMPORARY PARTITION PARALLEL TO EAST SIDE OF C200.
3. GC TO USE C201 SOUTH CORRIDOR WALL AND CONSTRUCTED TEMPORARY PARTITIONS TO ISOLATE OFFICES 200, 201, AND PAT. ROOM 202 AND TOILET 202A.
4. GC TO COMMENCE EAST SIDE AND SOUTH SIDE RENOVATIONS TO 2.
5. VA OCCUPIES NEW OFFICES ON EAST SIDE OF 2 AND CREATES NEW CORRIDOR AT SOUTH SIDE.
6. ABOVE CEILING WORK ON 2 INDICATED ABOVE SHALL OCCUR AFTER HOURS, ROOM BY ROOM, AND DEPARTMENT BY DEPARTMENT.
2B. RENOVATE WEST SIDE OF CORRIDOR C200 AND NORTH SIDE OF CORRIDOR C201.
1. VA TO VACATE OFFICES ON WEST SIDE OF C200 & NORTH SIDE OF C201.
2. GC TO CONSTRUCT TEMPORARY PARTITION PARALLEL TO WEST SIDE OF C200.
3. GC TO USE C201 CONSTRUCT TEMPORARY PARTITIONS TO ISOLATE WAITING 226 AND TOILET 226A.
4. GC TO COMMENCE WEST SIDE AND NORTH SIDE RENOVATIONS TO 2.
5. VA OCCUPIES NEW OFFICES ON WEST SIDE OF 2 AND CREATES NEW CONSULT ROOM, FAMILY TOILET AND PANTRY.
6. ABOVE CEILING WORK ON 2 INDICATED ABOVE SHALL OCCUR AFTER HOURS, ROOM BY ROOM, AND DEPARTMENT BY DEPARTMENT.

- 2C. RENOVATE CORRIDOR C201.
1. GC TO CONSTRUCT TEMPORARY PARTITIONS TO ISOLATE CORRIDOR C201 FROM ADJACENT AREAS.
2. GC TO COMMENCE RENOVATIONS TO THIS AREA.
3. VA OCCUPIES WAITING AREA IN 2.
4. ABOVE CEILING WORK ON 2 INDICATED ABOVE SHALL OCCUR AFTER HOURS, ROOM BY ROOM, AND DEPARTMENT BY DEPARTMENT.
2D. RENOVATE CENTRAL CORRIDOR C200 IN 2.
1. ALL WORK TO OCCUR AFTER HOURS OVER WEEKENDS.
2. CORRIDOR C200 MUST REMAIN OPERATIONAL DURING CONSTRUCTION.
3. ABOVE CEILING WORK ON 2 INDICATED ABOVE SHALL OCCUR AFTER HOURS, ROOM BY ROOM, AND DEPARTMENT BY DEPARTMENT.

ACTIVATE PHASE 2 (RELOCATE NURSE STATION)

SEE OTHER SHEETS FOR ADDITIONAL MEP PHASING.



D2 BASEMENT FLOOR PHASING PLAN - PHASES 1 - 2
3/32" = 1'-0"

GENERAL SHEET NOTES

- A. REFER TO SHEET A001 FOR GENERAL PROJECT NOTES.
B. EXISTING BUILDING CONFIGURATION DEPICTED IS BASED ON CONDITIONS OBSERVED AT TIME OF DESIGN. CONTRACTOR SHALL VERIFY ALL CONDITIONS IN FIELD AT TIME OF CONSTRUCTION.
C. WITHIN EACH IDENTIFIED PHASE, GC WILL INSTALL UPRIGHT SPRINKLER HEADS IN AREAS OF CONSTRUCTION. SEE FX DRAWINGS FOR FURTHER INFORMATION.
D. FOR WORK IN OCCUPIED AREAS INCLUDING OFFICES AND CORRIDORS, AT THE END OF EACH SHIFT, INSTALL TAPED AND SEALED, 8-MIL POLY BARRIER AT FORMER CEILING LEVEL, TO TEMPORARILY ENCLOSE CEILING AFTER EACH SHIFT. INSTALL TEMP LIGHT THROUGH POLY. THE ABOVE CEILING SPRINKLER, HVAC, AND ELECTRICAL WORK OCCURS SIMULTANEOUSLY.

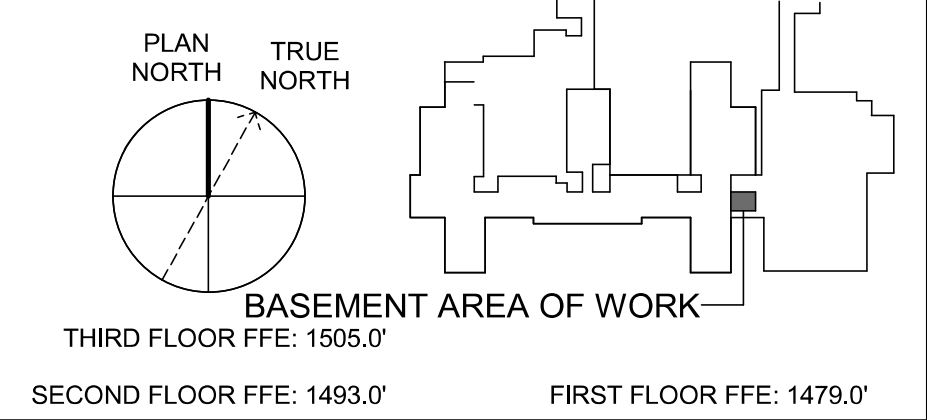
SYMBOLS LEGEND

- PROJECT WORK LIMITS
INDICATES AREA NOT IN SCOPE OF WORK
PHASE 1
PHASE 1A
PHASE 2
PHASE 3

PARTITION GRAPHICS

- PARTITION PHASING
EXISTING ELEMENT TO REMAIN
EXISTING ELEMENT TO BE DEMOLISHED
TEMPORARY 1-HOUR RATED ELEMENT TO BE CONSTRUCTED AND DEMOLISHED IN SAME PHASE
PARTITION RATING
NO RATING
SMOKE RESISTIVE PARTITION - NON RATED
1 HOUR FIRE BARRIER
1 HOUR FIRE/SMOKE BARRIER
2 HOUR FIRE BARRIER
2 HOUR FIRE/ SMOKE BARRIER

KEY PLAN




| Revisions: | | |
|------------|-------------|------|
| No. | Description | Date |
| | | |

CONSULTANTS:



8701 RED OAK BLVD, SUITE 500
CHARLOTTE, NC 28217
PHONE: 704.522.0405
WWW.BRITTPETERS.COM

Seal:



ARCHITECT / ENGINEERS:



8016 TOWER POINT DRIVE
CHARLOTTE, NC 28227
P 704.814.1320
F 704.321.0833
HDG PROJECT: 18002
COPYRIGHT © 2023

Drawing Title:

BASEMENT FLOOR PHASING
PLAN - PHASES 1 - 2

Project Phase:

BID DOCUMENTS

FULLY SPRINKLERED

Project Title:

RENOVATE MED SURGE
WARDS

Location:

VETERANS HEALTHCARE SYSTEM
OF THE OZARKS

Date:

MARCH 24, 2024

Checked:

JC/LK

Drawn:

MS

Project Number:

564-17-140

Building Number:

1

Drawing Number:

GC119

Sheet

12 of 162

Engineering
Service



U.S. Department
of Veterans Affairs