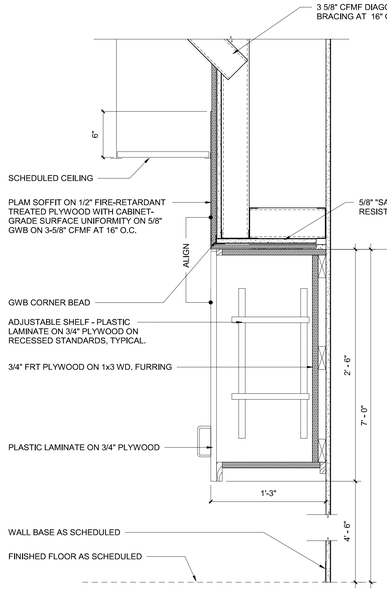

B1 CASEWORK UPPER CABINET (ONLY)

1 1/2" = 1'-0"

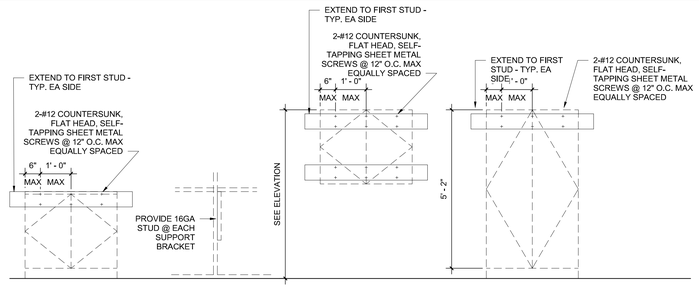

PROVIDE WALL BACKING TYPE AS INDICATED ON WALL BACKING TYPE DETAIL

A2 CASEWORK BACKING AND ANCHORAGE REQUIREMENTS

1/2" = 1'-0"

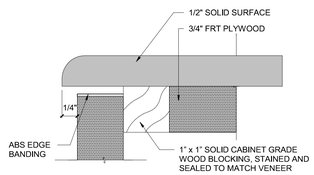

B2 BASE CABINET EDGE DETAIL

12" = 1'-0"

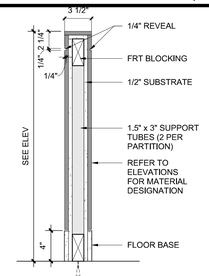

B4 SOLID SURFACE DIVIDER PARTITION

1 1/2" = 1'-0"

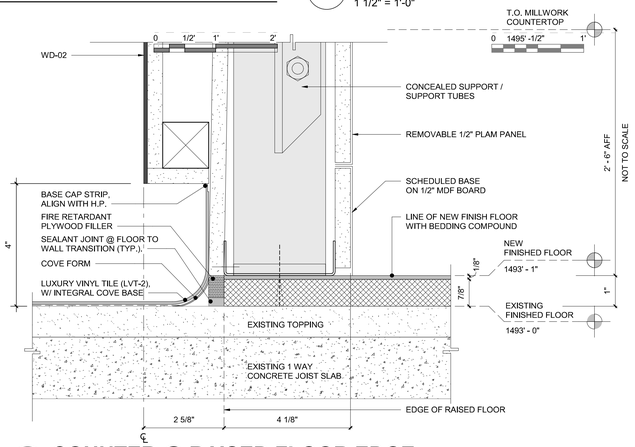

B3 COUNTER @ RAISED FLOOR EDGE

6" = 1'-0"

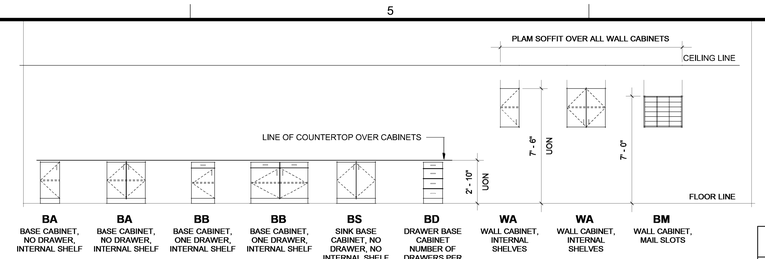

A4 CASEWORK CLARIFICATIONS

1/4" = 1'-0"

INSTRUCTIONS FOR CASEWORK TYPE DESIGNATION:

FIRST TWO LETTERS INDICATES ELEVATION TYPE. REFER TO ELEVATIONS FOR NUMBER OF DOORS / DRAWERS

FIRST PAIR OF NUMBERS INDICATES WIDTH OF UNIT IN INCHES

SECOND PAIR OF NUMBERS INDICATES HEIGHT OF COUNTERTOP OVER UNIT

EXAMPLE:

BA3034

30 INCH WIDE BASE CABINET WITH NO DRAWERS, NUMBER OF DOORS PER ELEVATION UNDER 34 INCH HIGH COUNTERTOP

NOT ALL TYPES SHOWN ARE USED ON PROJECT

GENERAL SHEET NOTES

NOTE: REFER TO ALL PHASING SHEETS. GENERAL CONTRACTOR SHALL ENSURE THAT ALL CONTRACTORS ARE RESPONSIBLE FOR COORDINATION ACROSS ENTIRE SET OF CONSTRUCTION DOCUMENTS.

A. USE MARINE-GRADE FRT PLYWOOD AND FRT SOLID WOOD BLOCKING AT ALL SINK CABINETS (TYPICAL).
B. USE PAIRS OF CONCEALED, SOFT-CLOSE FULL EXTENSION ZINC GLIDES AT ALL DRAWERS (TYPICAL).
C. TOLERANCE BETWEEN DRAWERS IS 1/8" TYPICAL.
D. USE ABS EDGE BANDING (ACRYLONITRILE BUTADIENE STYRENE) AT ALL PLYWOOD EXPOSED EDGES. COLOR TO MATCH PLASTIC LAMINATE.
E. PROVIDE 3" GROMMET CENTERED ABOVE POWER AND DATA OUTLETS. COORDINATE LOCATIONS WITH OWNER.
F. ALL CABINET HARDWARE, WITH MATCHING FASTENERS TO USE ANTIMICROBIAL COPPER IN BASE BID. FOR A DEDUCT ALTERNATE ALL ITEMS WILL USE 304 STAINLESS STEEL.

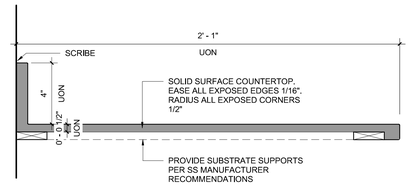

B5.1 SOLID SURFACE COUNTERTOP

3" = 1'-0"

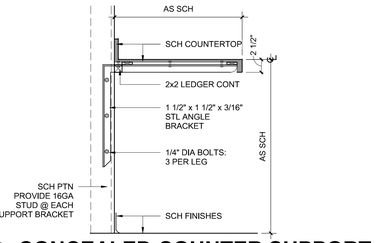

B5.2 CONCEALED COUNTER SUPPORT

1" = 1'-0"

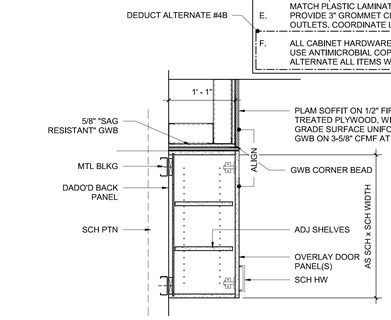

B6 CASEWORK TYPE WA

1" = 1'-0"

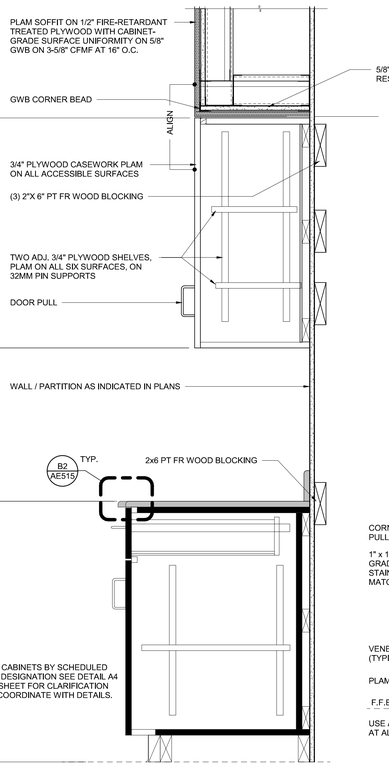

D1 CASEWORK SECTION

1 1/2" = 1'-0"

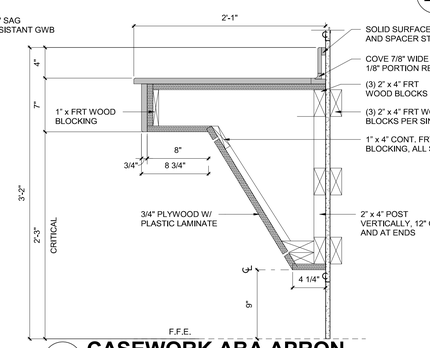

C3 CASEWORK ABA APRON

1 1/2" = 1'-0"

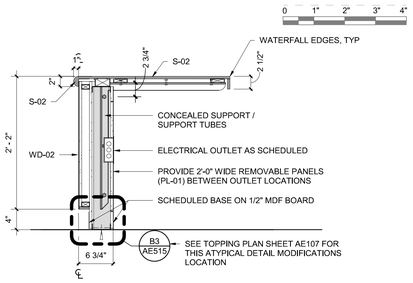

C4 LOW COUNTERTOP ABA SHELF

1" = 1'-0"

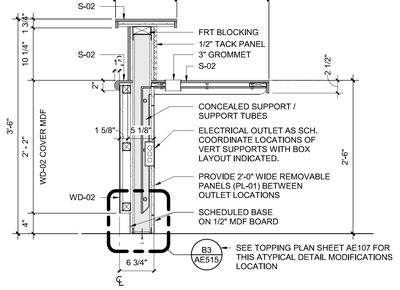

C5 TRANSACTION COUNTER DESK

1" = 1'-0"

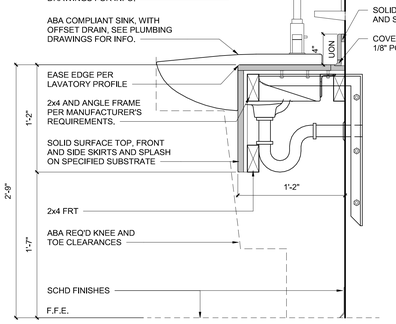

C6 CASEWORK ABA SINK APRON - SEMI-RECESSED

1 1/2" = 1'-0"

D2 CASEWORK TYPE BB

1" = 1'-0"

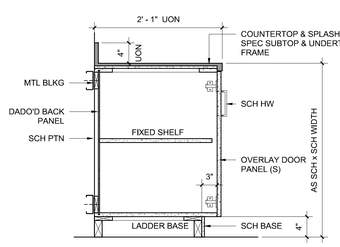

D3 CASEWORK TYPE BA

1" = 1'-0"

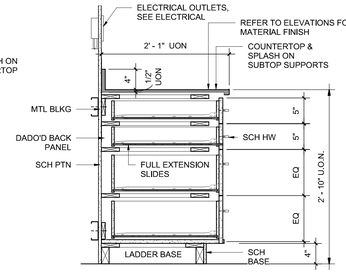

D4 CASEWORK TYPE BD

1" = 1'-0"

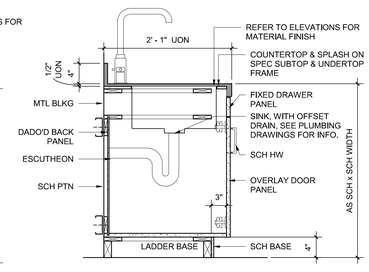

D5 CASEWORK TYPE BS

1" = 1'-0"

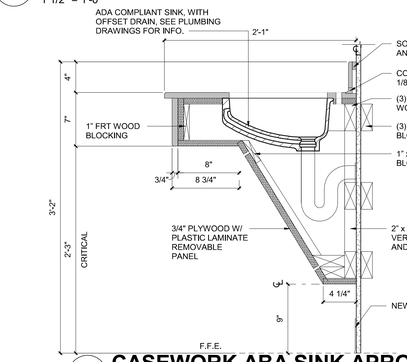

D6 CASEWORK ABA SINK APRON

1 1/2" = 1'-0"

Revisions:

No.	Description	Date

CONSULTANTS:

BRITT, PETERS AND ASSOCIATES INC. consulting engineers
8701 RED OAK BLVD, SUITE 500
CHARLOTTE, NC 28217
PHONE: 704.522.0495
WWW.BRITTPETERS.COM

Seal: Digital Signature not valid without Certificate below seal.

ARCHITECT / ENGINEERS:

HARRELL • DESIGN GROUP, PC •
8016 TOWER POINT DRIVE
CHARLOTTE, NC 28227
P 704.814.1320
F 704.321.0833
HDG PROJECT: 18002
COPYRIGHT © 2023

Drawing Title: CASEWORK DETAILS

Project Phase: BID DOCUMENTS

FULLY SPRINKLERED

Project Title: RENOVATE MED SURGE WARDS

Project Number: 564-17-140

Building Number: 1

Location: VETERANS HEALTHCARE SYSTEM OF THE OZARKS

Date: MARCH 24, 2024 | Checked: TR | Drawn: MS

Drawing Number: AE515

Sheet 72 of 162

Engineering Service
VETERANS HEALTH CARE SYSTEM OF THE OZARKS
VA U.S. Department of Veterans Affairs

BIM 360://18002 Fayetteville AR Renovate Med Surge Ward/18002 ARCH 2020.rvt