


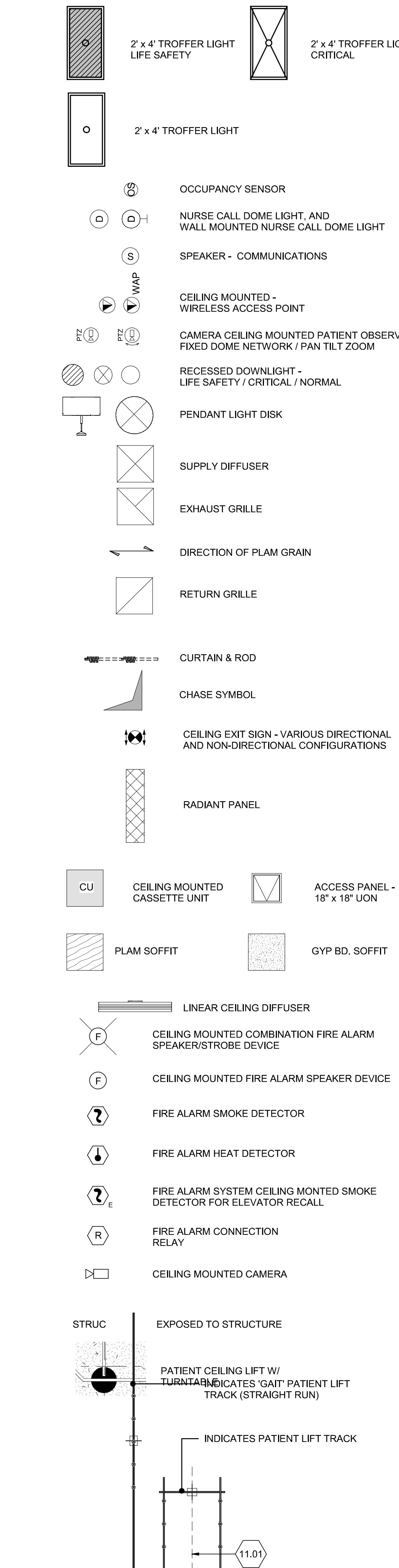
0 1 2 3 4 5 6 7 8 9 10 11 12 13 14 15 16 17 18 19 20 21 22 23 24 25 26 27 28 29 30 31 32 33 34 35 36 37 38 39 40 41 42 43 44 45 46 47 48 49 50 51 52 53 54 55 56 57 58 59 60 61 62 63 64 65 66 67 68 69 70 71 72 73 74 75 76 77 78 79 80 81 82 83 84 85 86 87 88 89 90 91 92 93 94 95 96 97 98 99 100

three inches = one foot
one and one half inches = one foot
one inch = one foot
three quarters inch = one foot
one half inch = one foot
one quarter inch = one foot
one eighth inch = one foot
one sixteenth inch = one foot



PARTIAL WARD 2 SECOND FLOOR REFLECTED CEILING PLAN - PHASE 2
1/8" = 1'-0"

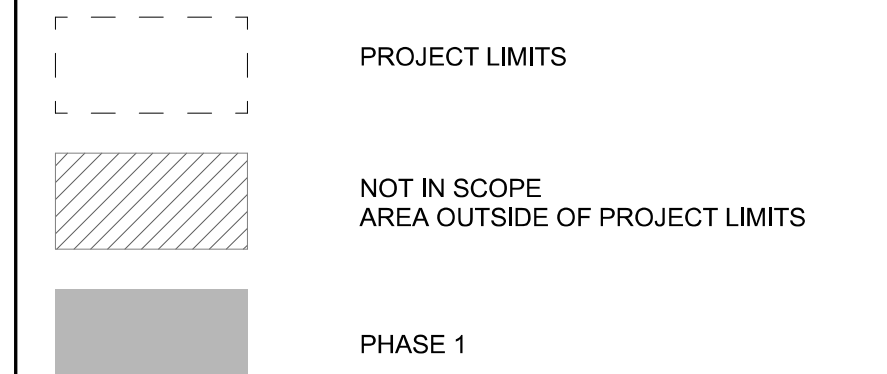
REFLECTED CEILING LEGEND



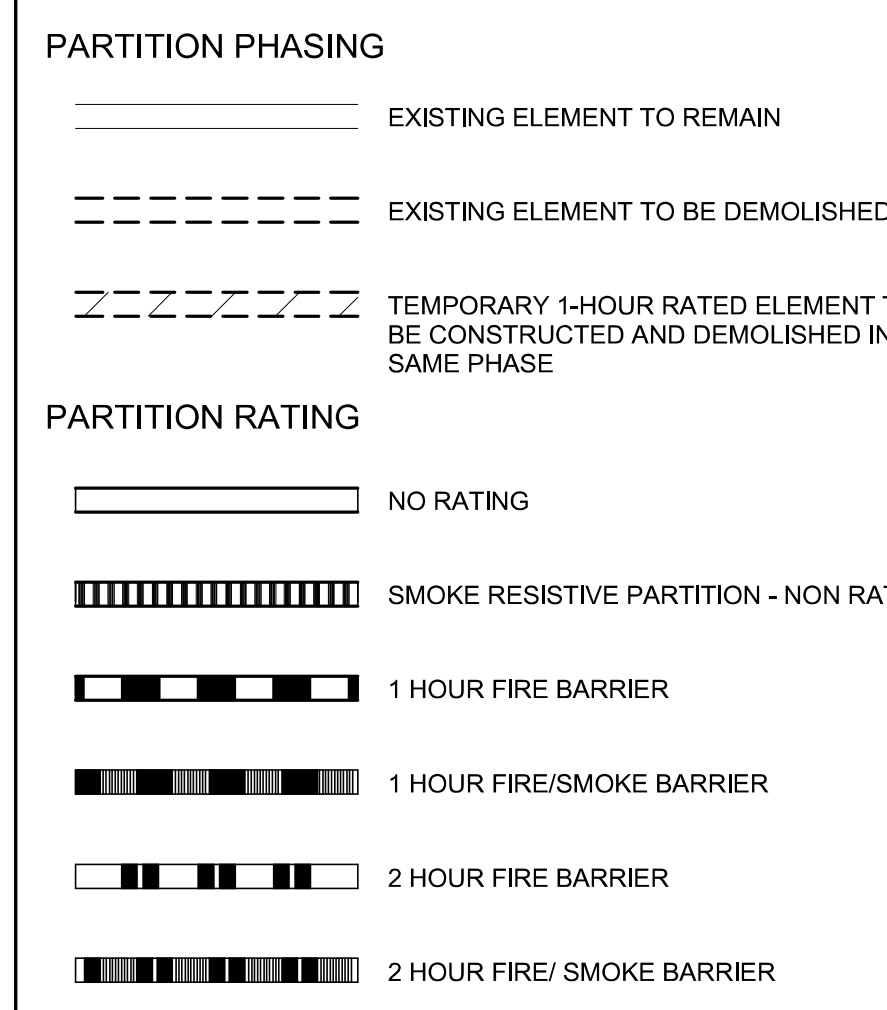
GENERAL SHEET NOTES

- A. FOR REFLECTED CEILING PLAN NOTES SEE SHEET A1001.
B. FOR TYPICAL PATIENT BEDROOM / TOILET LAYOUTS AND REFLECTED CEILING, SEE AE404 WITH EXCEPTIONS INCLUDING BUT NOT LIMITED TO LOCATION OF PATIENT BED VARES AND ROOM SPECIFIC CONDITION CITED ON PLAN TAKE PRECEDENCE.
C. REFER TO SHEET AF601 FOR MATERIALS INFORMATION.
D. CEILING HEIGHTS TYPICAL U.N.O. 8'-0" AFF. AND DROPPED CEILING TYPICAL U.N.O. 7'-8" AFF. SEE DETAILS A1, B1, AND/OR C1 ON SHEET AE12 FOR INFORMATION.
E. SEE COVER SHEET G1001 FOR INFORMATION ON DEDUCT ALTERNATES.
F. ROOMS TAGGED 'STRUCT' ARE EXPOSED STRUCTURE ROOMS WITH NO CEILING. FOG PAINT EXPOSED STRUCTURE P-4. SEE FINISH MATERIALS LEGEND AF602 FOR INFORMATION. REFER TO AE12 FOR PLASTIC LAMINATED WOOD SOFFIT INFORMATION.
H. FOR TYPICAL ACT TO GWB CEILING CONDITION @ WINDOWS OF EXTERIOR WALL, SEE DETAIL C2 / AE602.
I. REFER TO GC122-GC123b FOR PHASING INSTRUCTIONS.

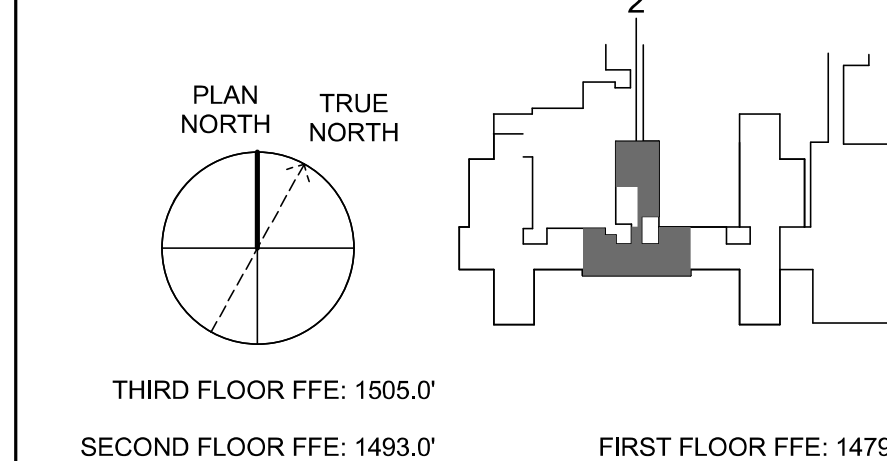
SYMBOLS LEGEND



PARTITION GRAPHICS



KEY PLAN



Revisions:		
No.	Description	Date

CONSULTANTS:

BRITT, PETERS AND ASSOCIATES
CONSULTING ENGINEERS

8701 RED OAK BLVD, SUITE 500
CHARLOTTE, NC 28217
PHONE: 704.522.0405
WWW.BRITTPETERS.COM

Seal:

Digital Signature not valid without Certificate below seal

JONATHAN L. CARR
REGISTERED PROFESSIONAL ENGINEER
NO. 11080
STATE OF NORTH CAROLINA

ARCHITECT / ENGINEERS:

HARRELL DESIGN GROUP, P.C.

8016 TOWER POINT DRIVE
CHARLOTTE, NC 28227
P 704.814.1320
F 704.321.0833

HG PROJECT: 18002
COPYRIGHT © 2023

Drawing Title:

PARTIAL WARD 2 SECOND FLOOR REFLECTED CEILING PLAN - PHASE 2

FULLY SPRINKLERED

Project Title:

RENOVATE MED SURGE WARDS

Location: VETERANS HEALTHCARE SYSTEM OF THE OZARKS

Date: MARCH 24, 2024
Checked: JC/LK
Drawn: MS

Project Number: 564-17-140
Building Number: 1
Drawing Number: AE123
Sheet 47 **of** 162

Engineering Service
VETERANS HEALTH CARE SYSTEM OF THE OZARKS
U.S. Department of Veterans Affairs