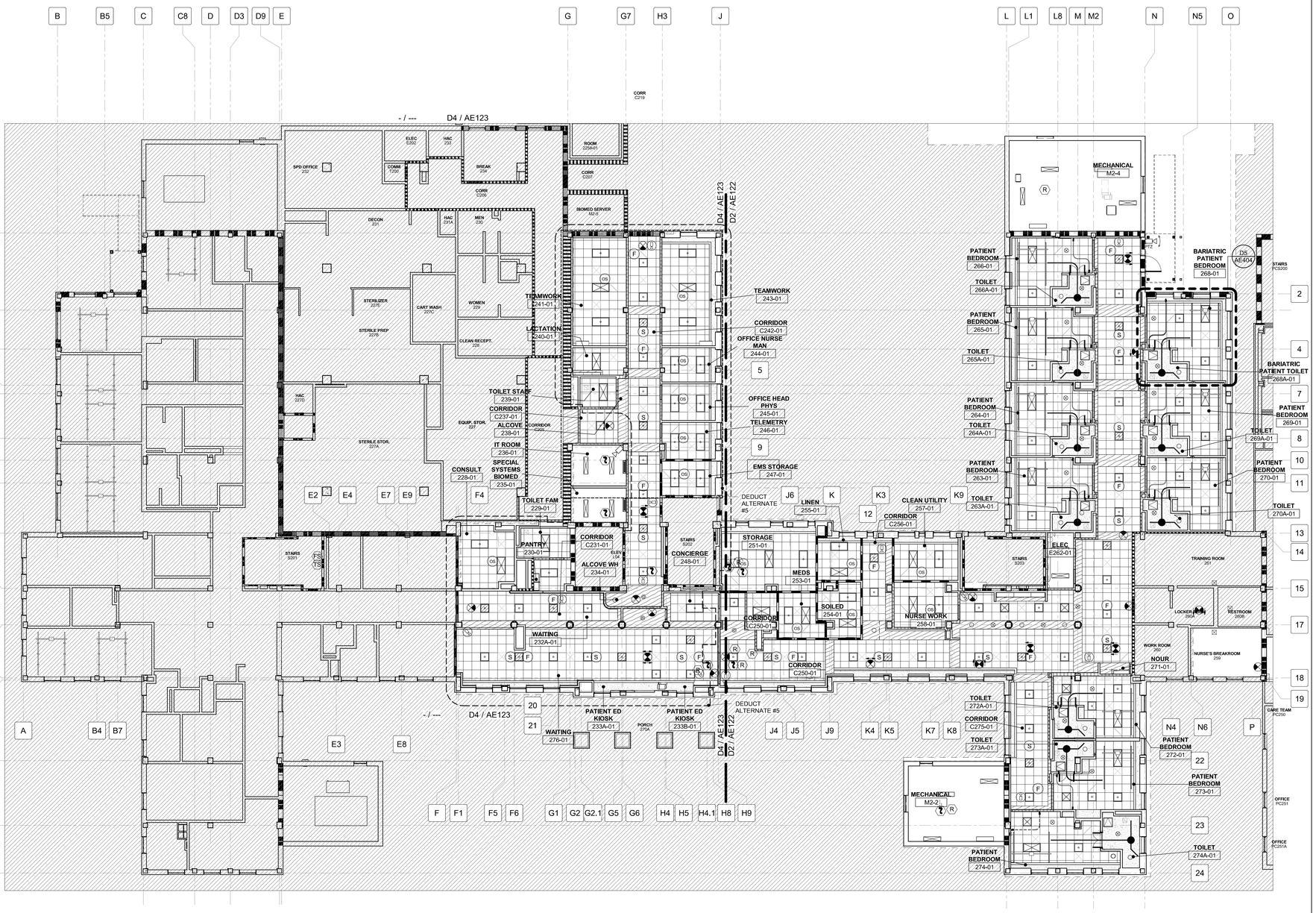

D2 OVERALL SECOND FLOOR REFLECTED CEILING PLAN

3/32" = 1'-0"

0 5' 10' 20'

REFLECTED CEILING LEGEND

- 2' x 4' TROFFER LIGHT LIFE SAFETY
- 2' x 4' TROFFER LIGHT CRITICAL
- 2' x 4' TROFFER LIGHT
- OCCUPANCY SENSOR
- NURSE CALL DOME LIGHT, AND WALL MOUNTED NURSE CALL DOME LIGHT
- SPEAKER - COMMUNICATIONS
- CEILING MOUNTED - WIRELESS ACCESS POINT
- CAMERA CEILING MOUNTED PATIENT OBSERVATION - FIXED DOME NETWORK / PAN TILT ZOOM
- RECESSED DOWNLIGHT - LIFE SAFETY / CRITICAL / NORMAL
- PENDANT LIGHT DISK
- SUPPLY DIFFUSER
- EXHAUST GRILLE
- DIRECTION OF PLAM GRAIN
- RETURN GRILLE
- CURTAIN & ROD
- CHASE SYMBOL
- CEILING EXIT SIGN - VARIOUS DIRECTIONAL AND NON-DIRECTIONAL CONFIGURATIONS
- RADIANT PANEL
- CU — CEILING MOUNTED CASSETTE UNIT
- ACCESS PANEL - 18" x 18" UON
- PLAM SOFFIT
- GYP BD. SOFFIT
- LINEAR CEILING DIFFUSER
- F — CEILING MOUNTED COMBINATION FIRE ALARM SPEAKER/STROBE DEVICE
- F — CEILING MOUNTED FIRE ALARM SPEAKER DEVICE
- FIRE ALARM SMOKE DETECTOR
- FIRE ALARM HEAT DETECTOR
- E — FIRE ALARM SYSTEM CEILING MONTED SMOKE DETECTOR FOR ELEVATOR RECALL
- R — FIRE ALARM CONNECTION RELAY
- CEILING MOUNTED CAMERA
- STRUC — EXPOSED TO STRUCTURE
- PATIENT CEILING LIFT W/ TURNTABLE

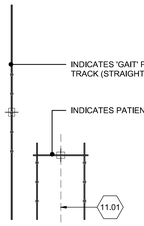

NOTE:
FOR PATIENT BED, HEADWALL, AND PATIENT LIFT SUPPORT COORDINATION AND INFORMATION, SEE REFLECTED CEILING PLAN SHEETS AE122 TO AE123, PATIENT LIFT SUPPORTS SHEET AE501, AND EQUIPMENT SCHEDULE SHEET QH601.

GENERAL SHEET NOTES

A. FOR REFLECTED CEILING PLAN NOTES SEE SHEET AI001.
B. FOR TYPICAL PATIENT BEDROOM / TOILET LAYOUTS AND REFLECTED CEILINGS, SEE AE404 WITH EXCEPTIONS INCLUDING BUT NOT LIMITED TO LOCATION OF PATIENT BED VARIES AND ROOM SPECIFIC CONDITION CITED ON PLAN TAKE PRECEDENCE.
C. REFER TO SHEET AF601 FOR MATERIALS INFORMATION.
D. CEILING HEIGHTS TYPICAL U.N.O. 8'-0" AFF, AND DROPPED CEILING TYPICAL U.N.O. 7'-6" AFF. SEE DETAILS A1, B1, AND/OR C1 ON SHEET AE512 FOR INFORMATION.
E. SEE COVER SHEET GI001 FOR INFORMATION ON DEDUCT ALTERNATES.
F. ROOMS TAGGED 'STRUCT' ARE EXPOSED STRUCTURE ROOMS WITH NO CEILING. FOG PAINT EXPOSED STRUCTURE P-4. SEE FINISH MATERIALS LEGEND AF602 FOR INFORMATION.
G. REFER TO AE512 FOR PLASTIC LAMINATED WOOD SOFFIT INFORMATION.
H. FOR TYPICAL ACT TO GWB CEILING CONDITION @ WINDOWS OF EXTERIOR WALL, SEE DETAIL C2 / AE602.
I. REFER TO GC122-GC123b FOR PHASING INSTRUCTIONS.

SHEET KEYNOTES

11.01 CENTER-LINE OF PATIENT BED.

PARTITION GRAPHICS

PARTITION PHASING

- EXISTING ELEMENT TO REMAIN
- EXISTING ELEMENT TO BE DEMOLISHED
- TEMPORARY 1-HOUR RATED ELEMENT TO BE CONSTRUCTED AND DEMOLISHED IN SAME PHASE

PARTITION RATING

- NO RATING
- SMOKE RESISTIVE PARTITION - NON RATED
- 1 HOUR FIRE BARRIER
- 1 HOUR FIRE/SMOKE BARRIER
- 2 HOUR FIRE BARRIER
- 2 HOUR FIRE/ SMOKE BARRIER

KEY PLAN

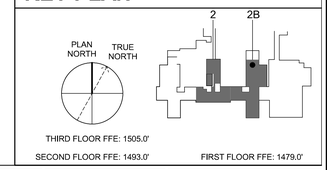

Revisions:

No.	Description	Date

CONSULTANTS:

BRITT, PETERS AND ASSOCIATES INC. consulting engineers
8701 RED OAK BLVD. SUITE 500
CHARLOTTE, NC 28217
PHONE: 704.522.0495
WWW.BRITTPETERS.COM

Seal: Digital Signature not valid without Certificate below seal.

ARCHITECT / ENGINEERS:

HARRELL • DESIGN GROUP, PC •
8016 TOWER POINT DRIVE P 704.814.1320
CHARLOTTE, NC 28227 F 704.321.0833
HDG PROJECT: 18002
COPYRIGHT © 2023

Drawing Title: OVERALL SECOND FLOOR REFLECTED CEILING PLAN

Project Phase: BID DOCUMENTS

FULLY SPRINKLERED

Project Title: RENOVATE MED SURGE WARDS

Location: VETERANS HEALTHCARE SYSTEM OF THE OZARKS

Date: MARCH 24, 2024 | Checked: JC/LK | Drawn: MS

Project Number: 564-17-140

Building Number: 1

Drawing Number: AE120

Sheet 44 of 162

Engineering Service
VETERANS HEALTH CARE SYSTEM OF THE OZARKS
VA U.S. Department of Veterans Affairs

BIM 360://18002 Fayetteville AR Renovate Med Surge Ward/18002 ARCH 2020.rvt