

GENERAL NOTES

- A. COORDINATE PROJECT PHASING AND WORK AREA WITH GC120 SERIES DRAWINGS AND SPECIFICATIONS.
- B. DEMOLISH ALL FIXTURES IN PROJECT AREA.
- C. COORDINATE WITH THE C.O.R. AND TURN OVER ALL FIXTURES, VALVES, OR OTHER DEVICES THAT THE GOVERNMENT TAGS AS SALVAGE OR DIRECTS THE CONTRACTOR TO SALVAGE.
- D. UTILITY SERVICES MUST BE MAINTAINED TO THE FLOOR ABOVE. ANY DISRUPTION IN SERVICES SHALL BE COORDINATED WITH THE C.O.R. TWO WEEKS BEFORE THE DISRUPTION. SERVICES SHALL NOT BE OUT FOR MORE THAN 8 HOURS OR AS ALLOWED BY THE C.O.R.
- E. SEE P101 FOR ADDITIONAL GENERAL NOTES.

SHEET KEYNOTES

1. EXISTING VENT AND SUPPLY PIPING UP TO FLOOR ABOVE TO REMAIN.
2. EXISTING SUPPLY PIPING FROM FLOOR BELOW TO REMAIN.
3. EXISTING PIPING BEYOND PROJECT SCOPE. FIELD VERIFY CONTINUATION.
4. CAP EXISTING MEDICAL GAS PIPING. TYPICAL.
5. EXISTING STORM PIPING SHALL REMAIN FULLY FUNCTIONAL DURING CONSTRUCTION. PROVIDE TEMPORARY PIPING TO ENSURE PIPING SYSTEM IS FULLY FUNCTIONAL.
6. DEMOLISH EXISTING MEDICAL GAS OUTLETS.
7. VENT PIPING UP TO FLOOR ABOVE.
8. EXISTING AND SUPPLY PIPING UP TO FLOOR ABOVE SHALL REMAIN IN SERVICE. TYPICAL OF ALL INSTANCES.
9. EXISTING MEDICAL GAS PIPING AND OUTLETS SHALL REMAIN IN SERVICE.
10. DISCONNECT EXISTING STORM PIPING IN CEILING SPACE OF THE BASEMENT LEVEL.
11. DEMOLISH EXISTING DRAIN PIPE FROM POINT INDICATED TO ITS TERMINATION AT FLOOR DRAIN.

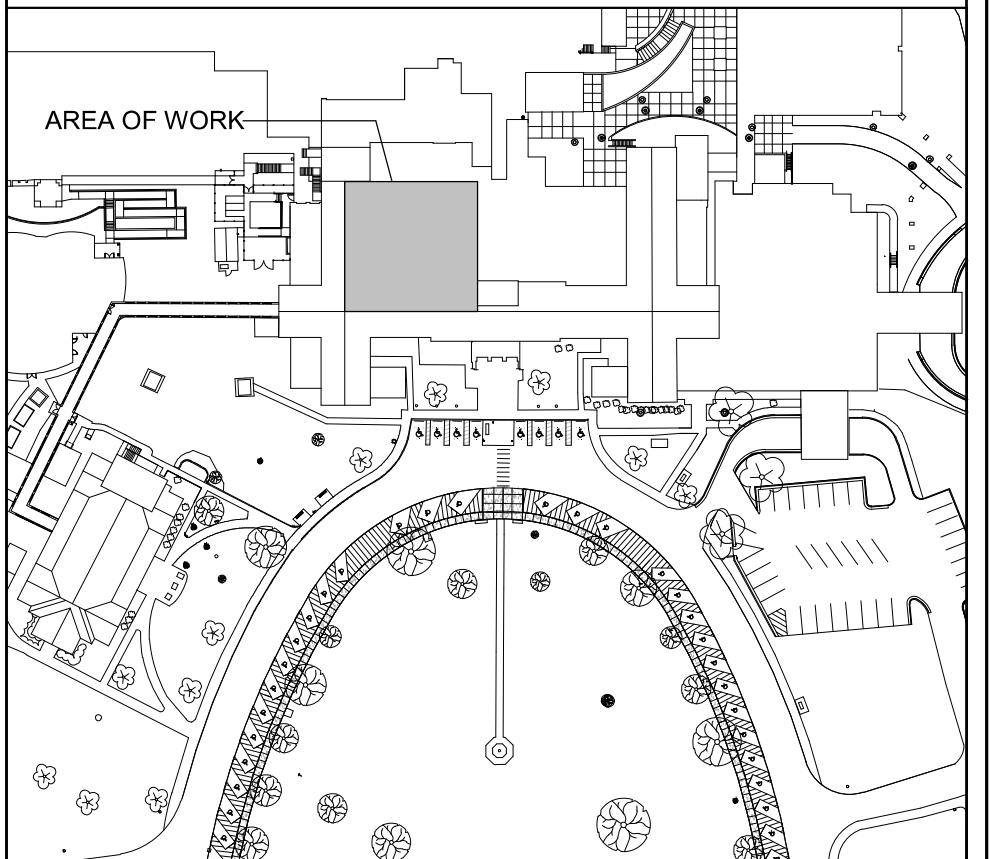
PARTITION LEGEND

- EXISTING PARTITION / BARRIER - WALL TO REMAIN
- EXISTING PARTITION / BARRIER - WALL TO BE REMOVED
- NEW PARTITION / BARRIER - WALL

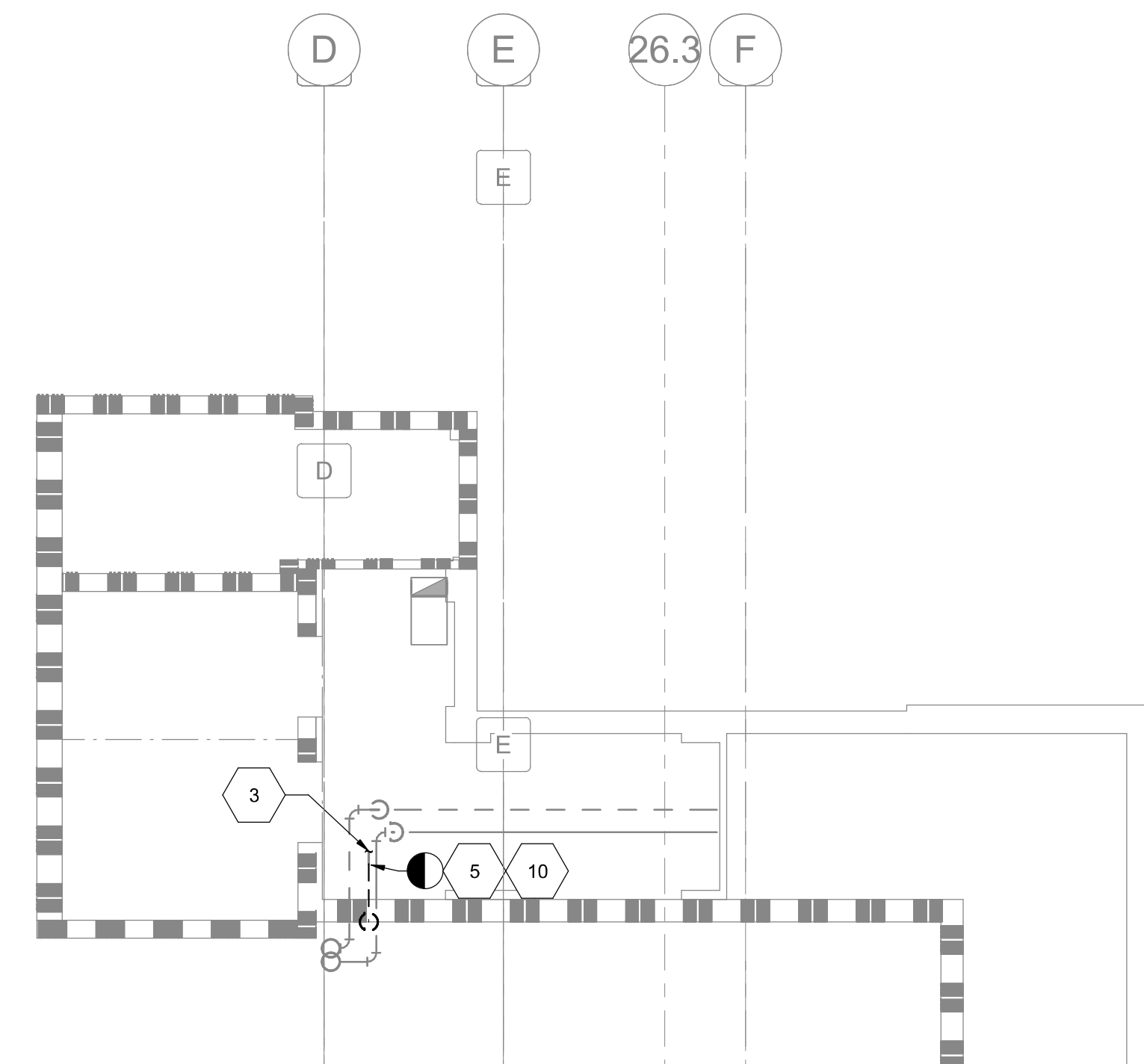
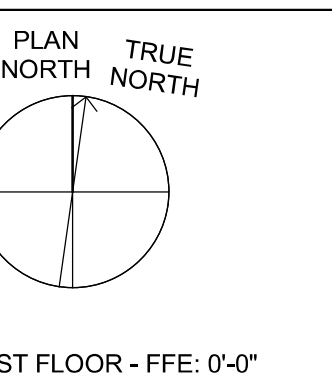
PARTITION GRAPHICS

- NO RATING
- SMOKE RESISTIVE PARTITION - NON RATED
- 1 HOUR FIRE BARRIER
- 1 HOUR FIRE/SMOKE BARRIER
- 2 HOUR FIRE BARRIER
- 2 HOUR FIRE/ SMOKE BARRIER

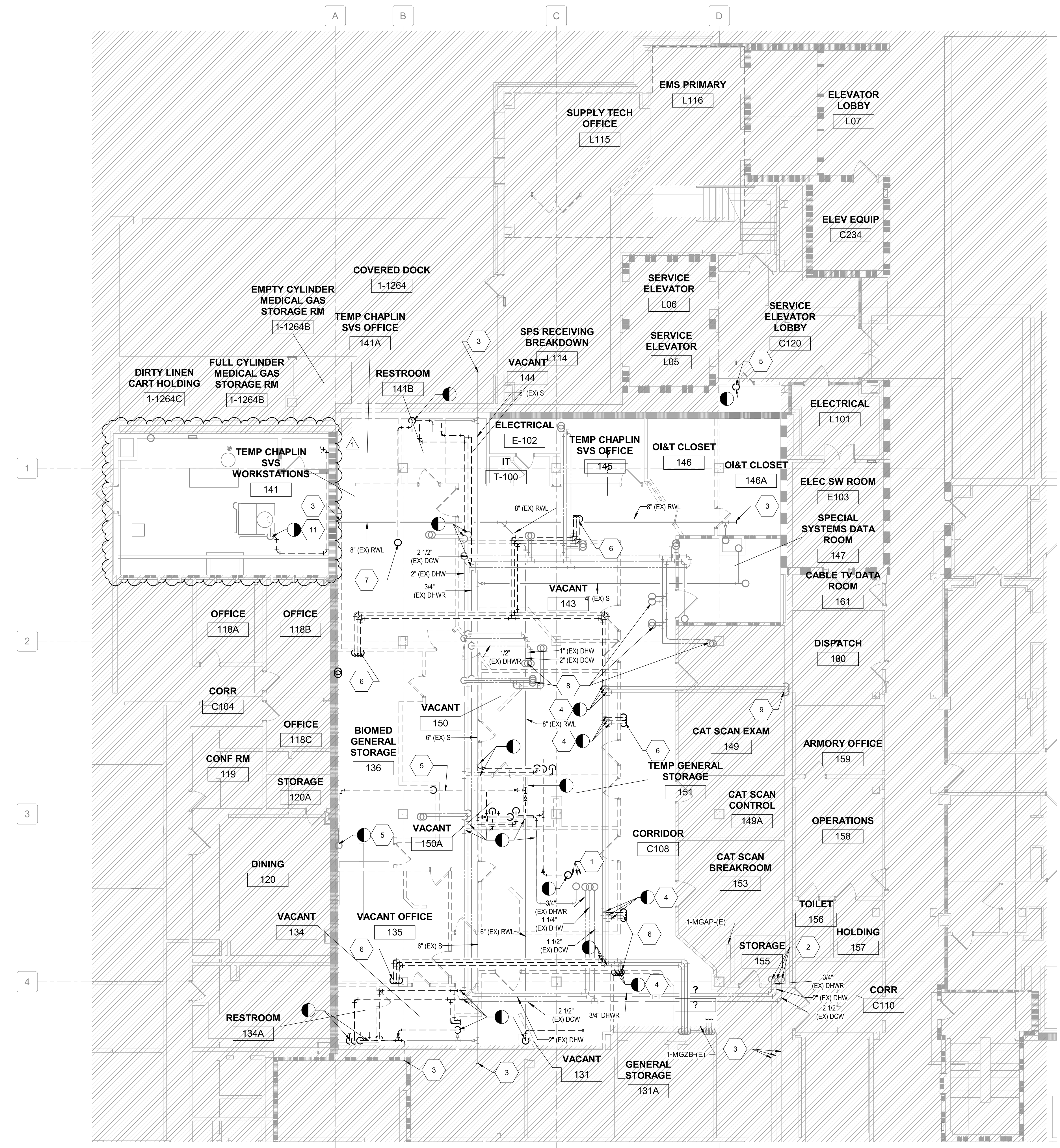
KEY PLAN



NORTH LEGEND



C2 BASEMENT STORM DEMOLITION PLAN
1/8" = 1'-0"



E5 FIRST FLOOR PLUMBING DEMOLITION PLAN
1/8" = 1'-0"

Revision Number	Revisions:	Date:
1	AMENDMENT 02	07/11/2024

CONSULTANTS
CONSULTING STRUCTURAL ENGINEERS

ARCHITECT/ENGINEER OF RECORD

A/E:
HARRELL DESIGN GROUP PC
10720 SIKES PLACE, SUITE 100
CHARLOTTE, NC 28277
704-814-1346
POC: LEE HARRELL PE, LEED AP, QCCP
PRESIDENT
HDG PROJECT: 19022

DRAWING TITLE
FIRST FLOOR PLUMBING DEMOLITION PLAN

APPROVED

PHASE
CONSTRUCTION DOCUMENTS SUBMISSION

FULLY SPRINKLERED

PROJECT TITLE
RENOVATE SPACE FOR LOGISTICS (B-1)

LOCATION
FAYETTEVILLE VA MEDICAL CENTER

ISSUE DATE
11 APRIL 2024

CHECKED
WGG

DRAWN
DM

PROJECT NUMBER
564-24-104

BUILDING NUMBER
1

DRAWING NUMBER
PD101-A

Engineering Service
VETERANS HEALTH CARE SYSTEM OF THE OZARKS
U.S. Department of Veterans Affairs