

GENERAL NOTES

1. REFER TO SHEET MH001-A FOR LEGENDS, STANDARDS, AND ABBREVIATIONS.

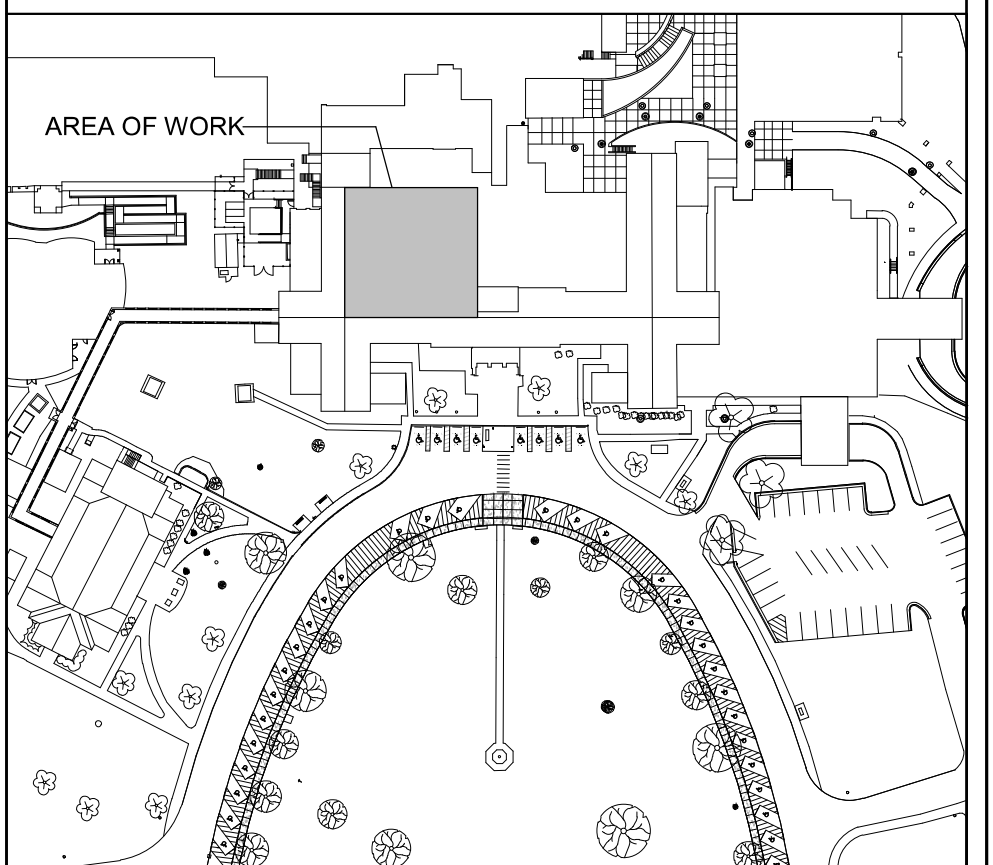
SHEET KEYNOTES

- ROUTE REFRIGERANT PIPING TO CONDENSING UNIT ON LOADING DOCK ROOF.
- ELECTRONIC ARRAY OF ALL ROOMS, PRESSURES, AND TEMPERATURES. 'RED' SIGNIFIES ALARM, 'GREEN' SIGNIFIES NORMAL OPERATION.
- 3 HP VFD W/ INTERNAL BYPASS FOR 1-AHJ-LOG.
- BAS CONTROL PANEL.
- ALL WORK IN CORRIDOR L105 MUST BE PERFORMED AFTER HOURS. CORRIDOR MUST BE PATIENT ACCESSIBLE DURING FACILITY OPERATION HOURS. SEE SHEET AE111-A FOR MORE INFORMATION.
- ONE INVERTED BUCKET AND TWO FLOAT AND THERMOSTATIC TRAPS SERVING 1-AHJ-LOG.
- PROVIDE A MINIMUM OF 12" BETWEEN EDGES OF PIPE OPENINGS.
- PROVIDE 3-WAY CONTROL VALVE.

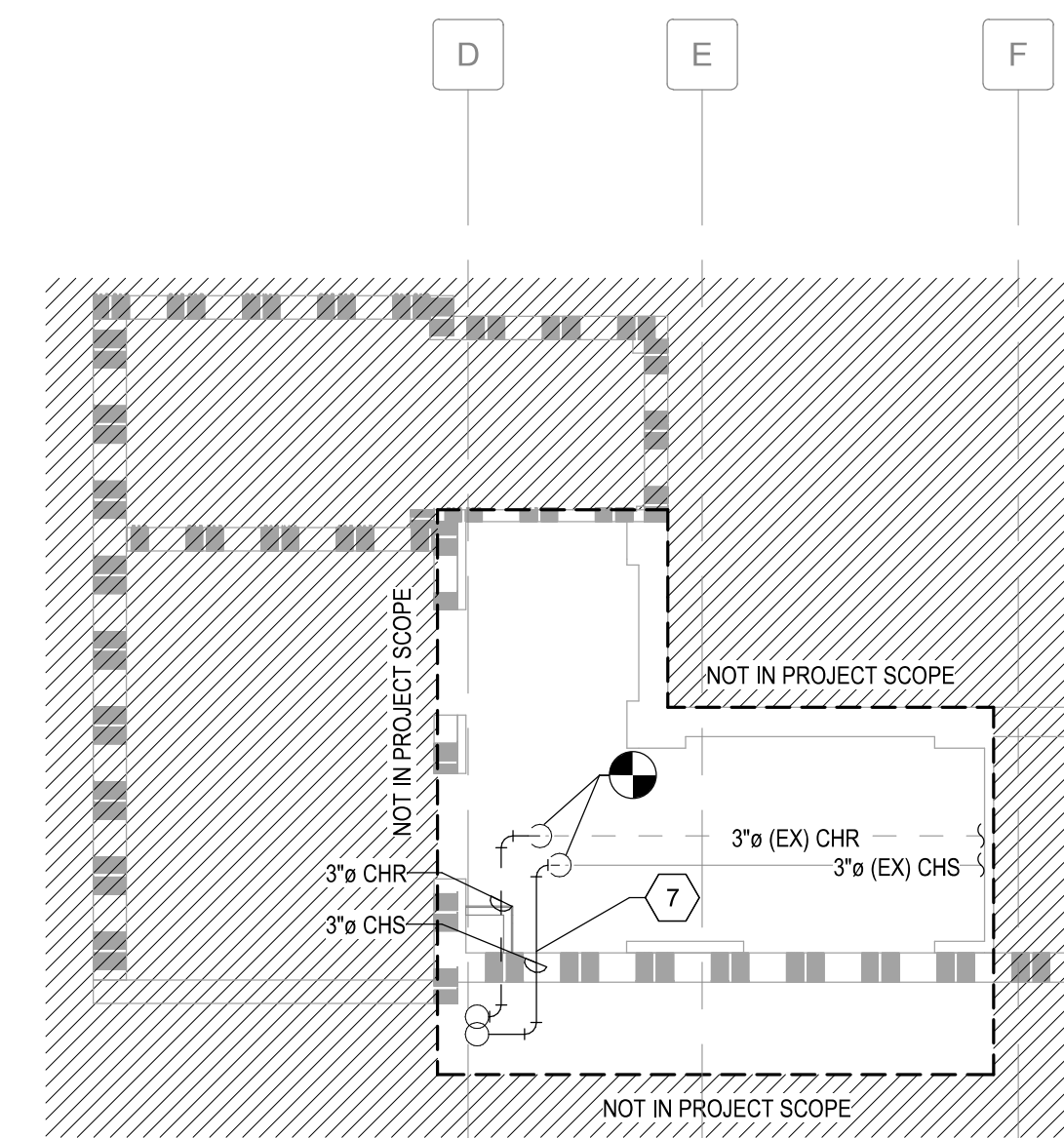
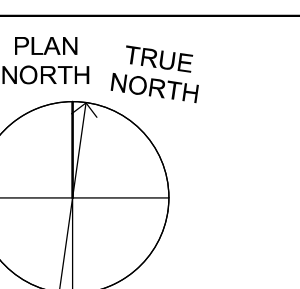
PARTITION GRAPHICS

- NO RATING
- SMOKE RESISTIVE PARTITION - NON RATED
- 1 HOUR FIRE BARRIER
- 1 HOUR FIRE/SMOKE BARRIER
- 2 HOUR FIRE BARRIER
- 2 HOUR FIRE/SMOKE BARRIER

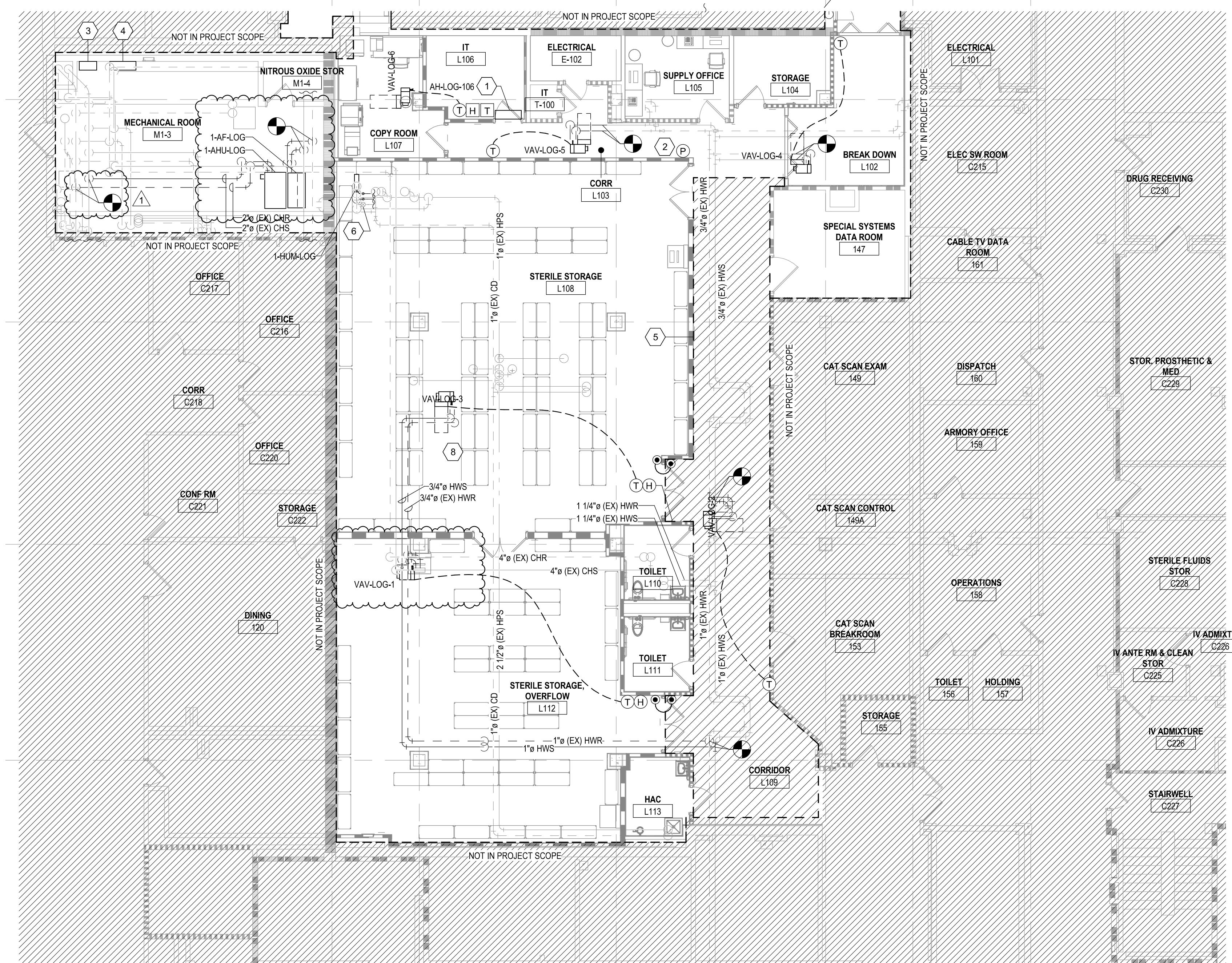
KEY PLAN



NORTH LEGEND



C2 BASEMENT ELEVATOR LOBBY MECHANICAL PLAN
1/8" = 1'-0"



F4 FIRST FLOOR MECHANICAL PIPING PLAN
1/8" = 1'-0"

Revision Number	Revisions:	Date:
1	AMENDMENT 02	07/11/2024

CONSULTANTS
CONSULTING STRUCTURAL ENGINEERS

ARCHITECT/ENGINEER OF RECORD

A/E:
HARRELL DESIGN GROUP PC
10720 SIKES PLACE, SUITE 100
CHARLOTTE, NC 28277
704-814-1346
POC: LEE HARRELL PE, LEED AP, QCCP
PRESIDENT
HDG PROJECT: 19022

WP

William G. Graney Jr.
Charlotte, NC
I am approving this document.
2024.07.11 13:23:08-0400

DRAWING TITLE
BASEMENT AND FIRST FLOOR MECHANICAL PIPING PLANS

PHASE
CONSTRUCTION DOCUMENTS SUBMISSION

APPROVED

FULLY SPRINKLERED

PROJECT TITLE
RENOVATE SPACE FOR LOGISTICS (B-1)

PROJECT NUMBER
564-24-104

BUILDING NUMBER
1

DRAWING NUMBER
MP101-A

LOCATION
FAYETTEVILLE VA MEDICAL CENTER

ISSUE DATE
11 APRIL 2024

CHECKED
WGG

DRAWN
ANB

Engineering Service

VETERANS HEALTH CARE SYSTEM OF THE OZARKS

U.S. Department of Veterans Affairs