

GENERAL NOTES

1. REFER TO SHEET MH001-A FOR LEGENDS, STANDARDS, AND ABBREVIATIONS.

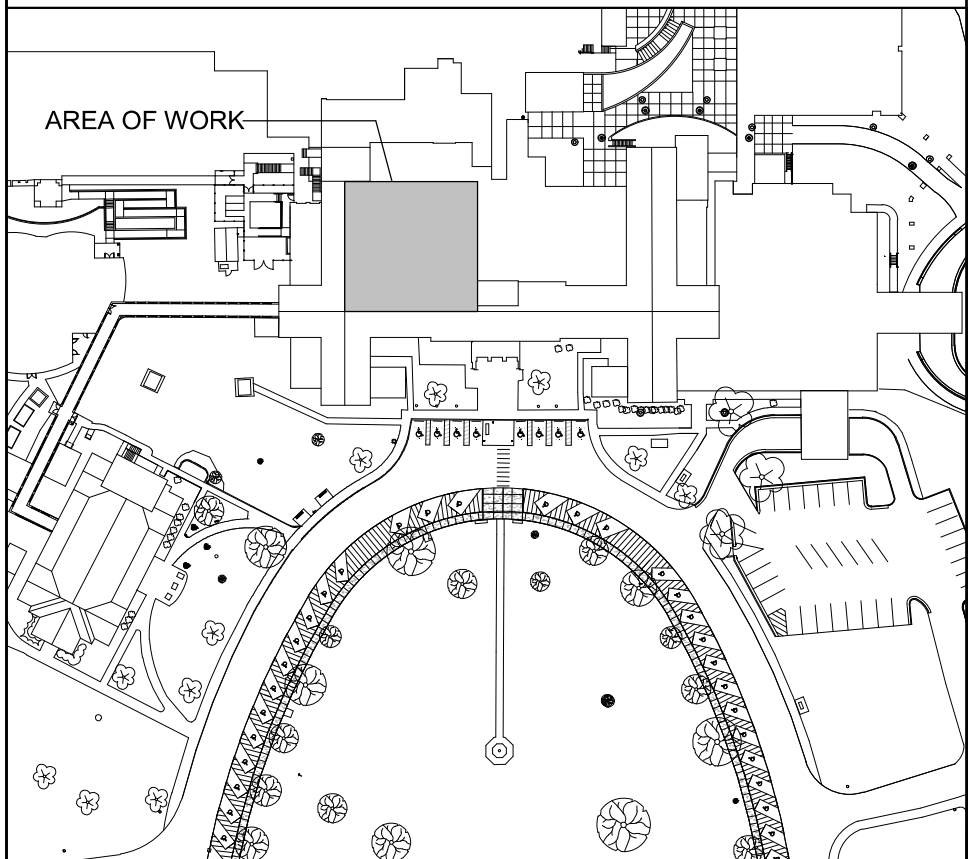
SHEET KEYNOTES

- ADJUST EXISTING 1-EF-5 EXHAUST AIR CFM TO QUANTITY LISTED ON SHEET MH001.
- ADJUST EXISTING 1-AHU-2 SUPPLY AIR CFM TO QUANTITY LISTED ON SHEET MH001.
- ADJUST EXISTING 1-AHU-2 CHILLED WATER COIL GPM TO FLOW RATE LISTED ON SHEET MH001.
- ADJUST EXISTING 1-AHU-2 STEAM PREHEAT COIL LBSHR TO FLOW RATE LISTED ON SHEET MH001.
- PROVIDE PRELIMINARY TEST AND BALANCE ON 1-AHU-2 & 1-EF-5. INCLUDE DATA ON VALUES TO BE ADJUSTED ABOVE.
- PROVIDE FINAL TEST AND BALANCE OF 1-AHU-2 & 1-EF-5.

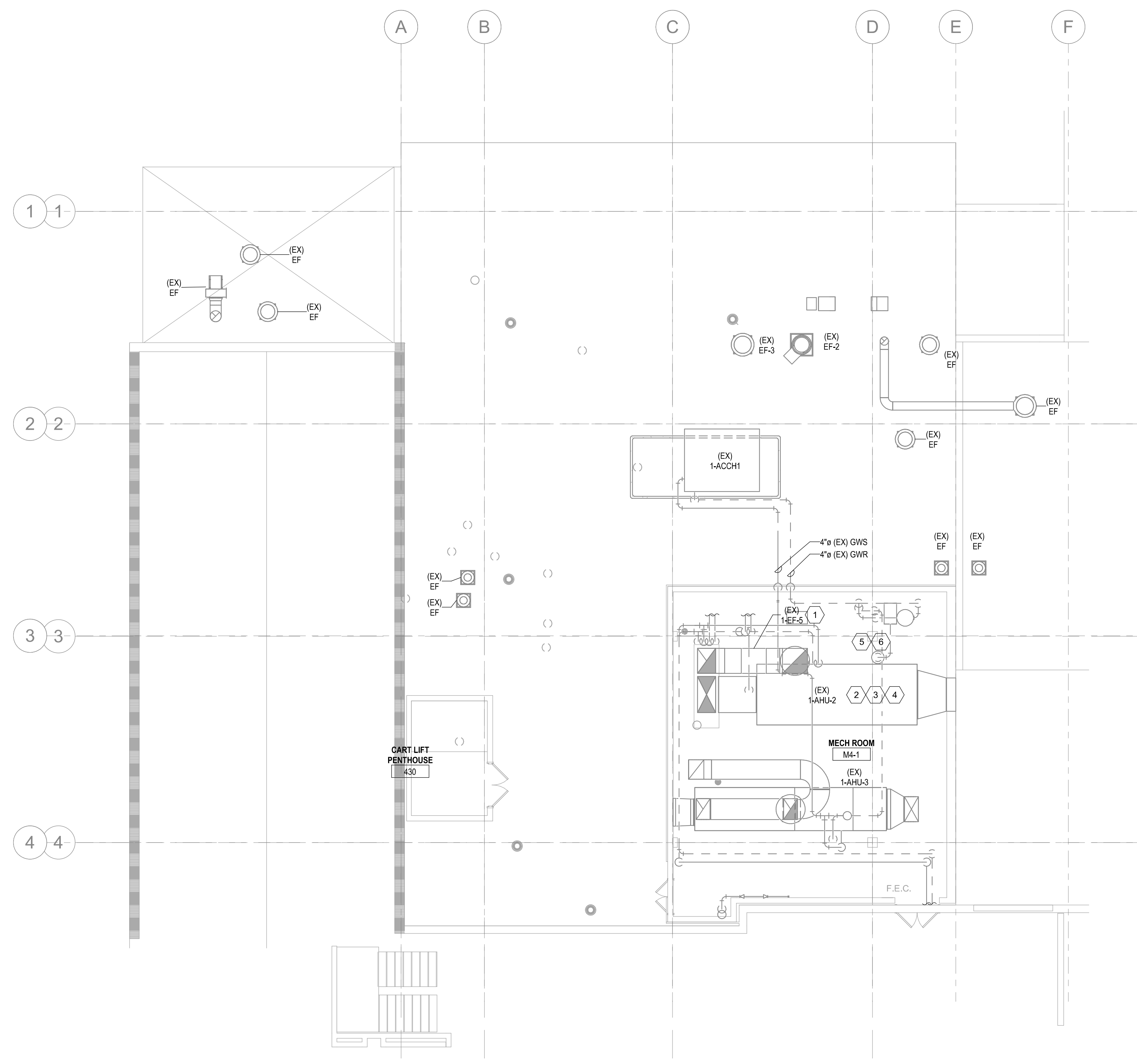
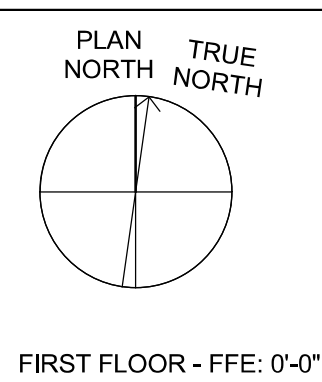
PARTITION GRAPHICS

- NO RATING
- SMOKE RESISTIVE PARTITION - NON RATED
- 1 HOUR FIRE BARRIER
- 1 HOUR FIRE/SMOKE BARRIER
- 2 HOUR FIRE BARRIER
- 2 HOUR FIRE/SMOKE BARRIER

KEY PLAN



NORTH LEGEND



F4 ROOF MECHANICAL PLAN
1/8" = 1'-0"

1 2 3 4 5 6 7 8 9 10

A

B

C

D

E

F

4/12/2024 11:10:50 AM

BIM 360/191022 - Fayetteville VA Medical Center - Project No. 66-19-403 Renovation of SPS/19022 - MECH - R2020.rvt

Revision Number	Revisions:	Date:

CONSULTANTS
CONSULTING STRUCTURAL ENGINEERS

ARCHITECT/ENGINEER OF RECORD

A/E:
HARRELL DESIGN GROUP PC
10720 SIKES PLACE, SUITE 100
CHARLOTTE, NC 28277
704-814-1346
POC: LEE HARRELL PE, LEED AP, QCCP
PRESIDENT
HDG PROJECT: 19022

WWW.HARRELLDG.COM
COPYRIGHT © 2024

STAMP

DRAWING TITLE
ROOF MECHANICAL PLAN

APPROVED

PHASE
CONSTRUCTION DOCUMENTS SUBMISSION

FULLY SPRINKLERED

PROJECT TITLE
RENOVATE SPACE FOR LOGISTICS (B-1)

LOCATION
FAYETTEVILLE VA MEDICAL CENTER

ISSUE DATE
11 APRIL 2024

CHECKED
WGG

DRAWN
ANB

PROJECT NUMBER
564-24-104

BUILDING NUMBER
1

DRAWING NUMBER
MH104-A

Engineering Service

VA U.S. Department of Veterans Affairs

VA FORM 08 - 6231 1 2 3 4 5 6 7 8 9 10