

GENERAL NOTES

1. REFER TO SHEET MH101-A FOR LEGENDS, STANDARDS, AND ABBREVIATIONS.

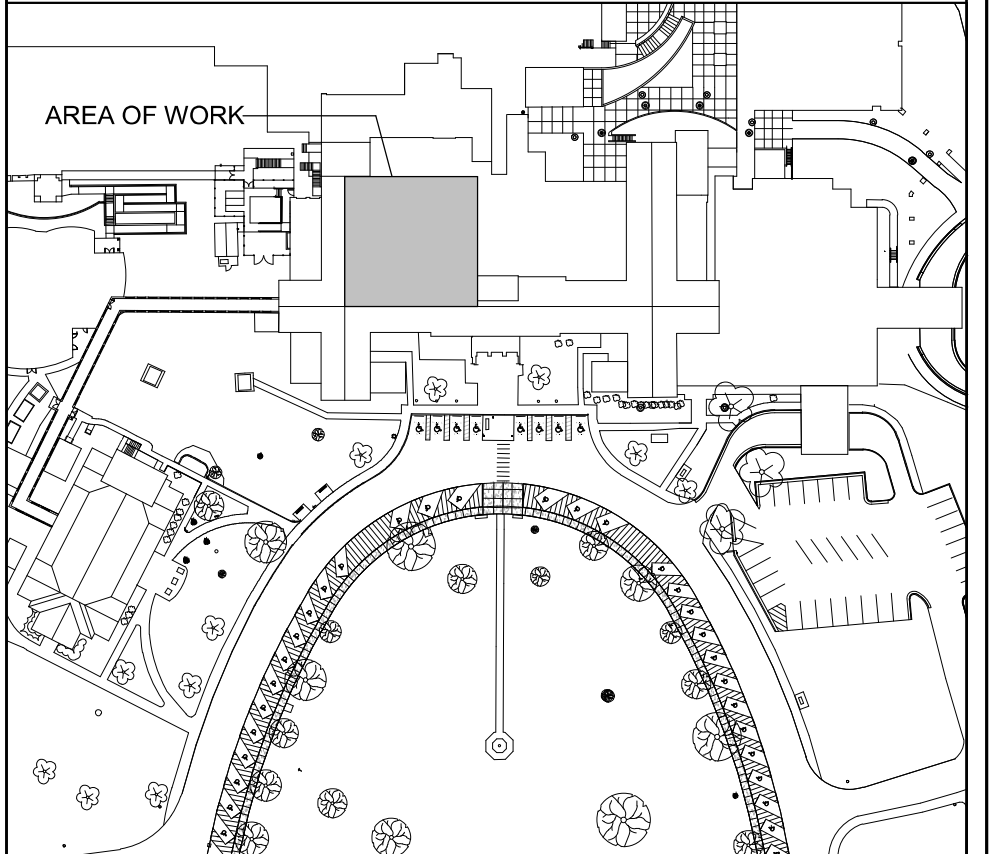
SHEET KEYNOTES

1. PROVIDE NEW SUPPLY AND RETURN GRILLES IN THIS AREA, CONNECT TO EXISTING DUCTWORK.
2. TRANSITION 18"x18" EXHAUST DUCT TO FAN INLET SIZE BELOW LOADING DOCK ROOF PENETRATION.
3. EXISTING 14"x18" EXHAUST DUCT UP TO EF-3.
4. ROUTE REFRIGERANT PIPING TO AIR HANDLER ON FIRST FLOOR.
5. REATTACH EXISTING INTAKE SCREEN/GRILLE.
6. 3 HP VFD W/ INTERNAL BYPASS FOR 1-AHU-10.
7. EXISTING 24"x12" SUPPLY DUCT DOWN FROM 1-AHU-10.
8. EXISTING 24"x12" RETURN DUCT DOWN FROM 1-AHU-2.
9. EXISTING 30"x20" SUPPLY DUCT DOWN FROM 1-AHU-2.
10. EXISTING 20"x20" EXHAUST DUCT UP TO 1-EF-5.
11. BAS CONTROL PANEL.
12. ROUTE NEW REFRIGERANT LINES DOWN THROUGH ROOF TO AIR HANDLER USING PATE MODEL PCC-1 OR APPROVED EQUAL WITH 3 PENETRATIONS.
13. ALL WORK IN CORRIDOR L109 MUST BE PERFORMED AFTER HOURS. CORRIDOR MUST BE PATIENT ACCESSIBLE DURING FACILITY OPERATION HOURS. SEE SHEET AE11-A FOR MORE INFORMATION.

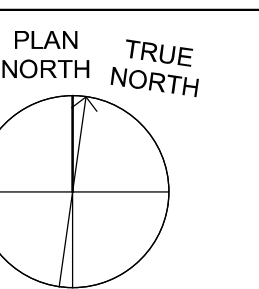
PARTITION GRAPHICS

- NO RATING
- SMOKE RESISTIVE PARTITION - NON RATED
- 1 HOUR FIRE BARRIER
- 1 HOUR FIRE/SMOKE BARRIER
- 2 HOUR FIRE BARRIER
- 2 HOUR FIRE/ SMOKE BARRIER

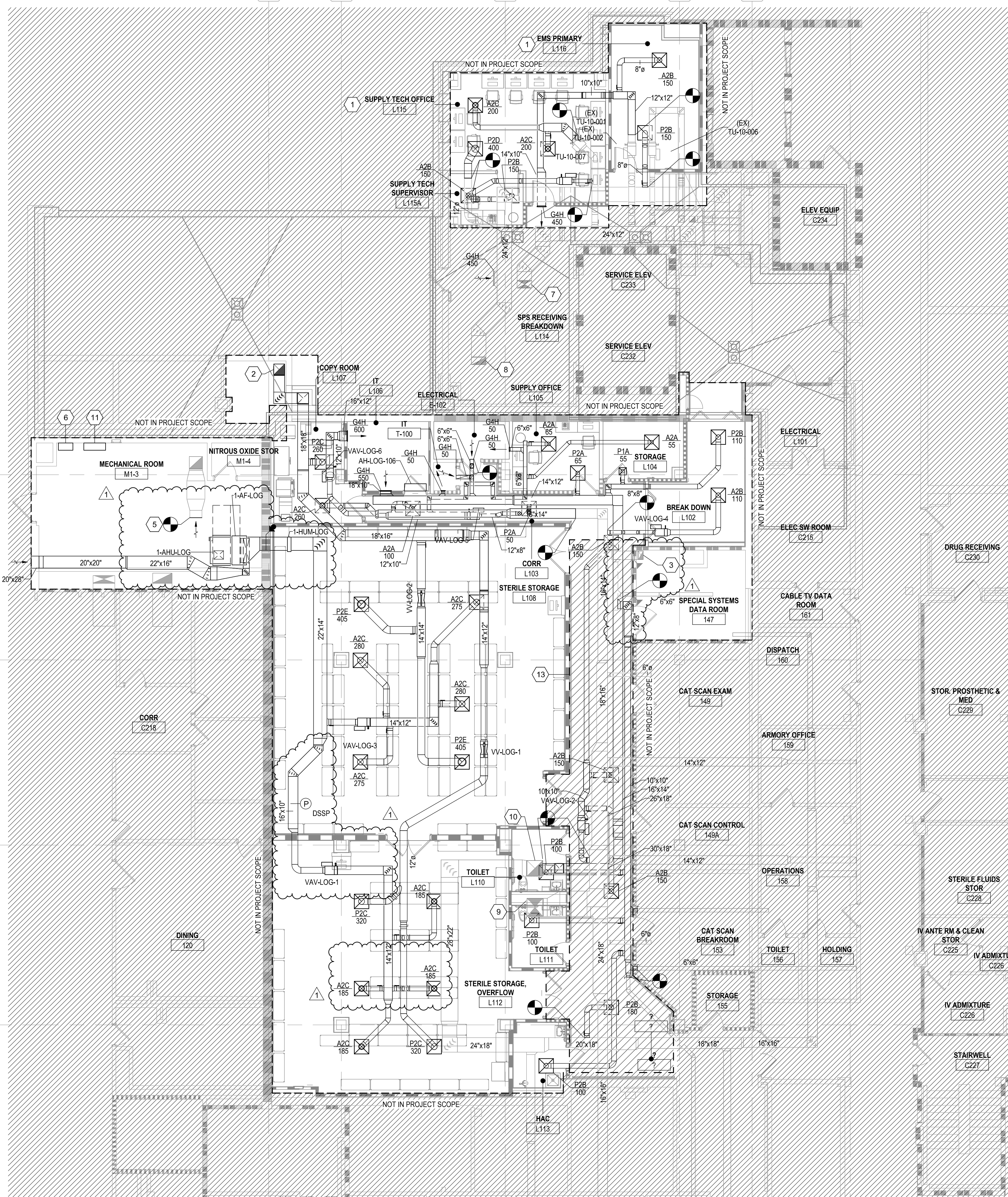
KEY PLAN



NORTH LEGEND

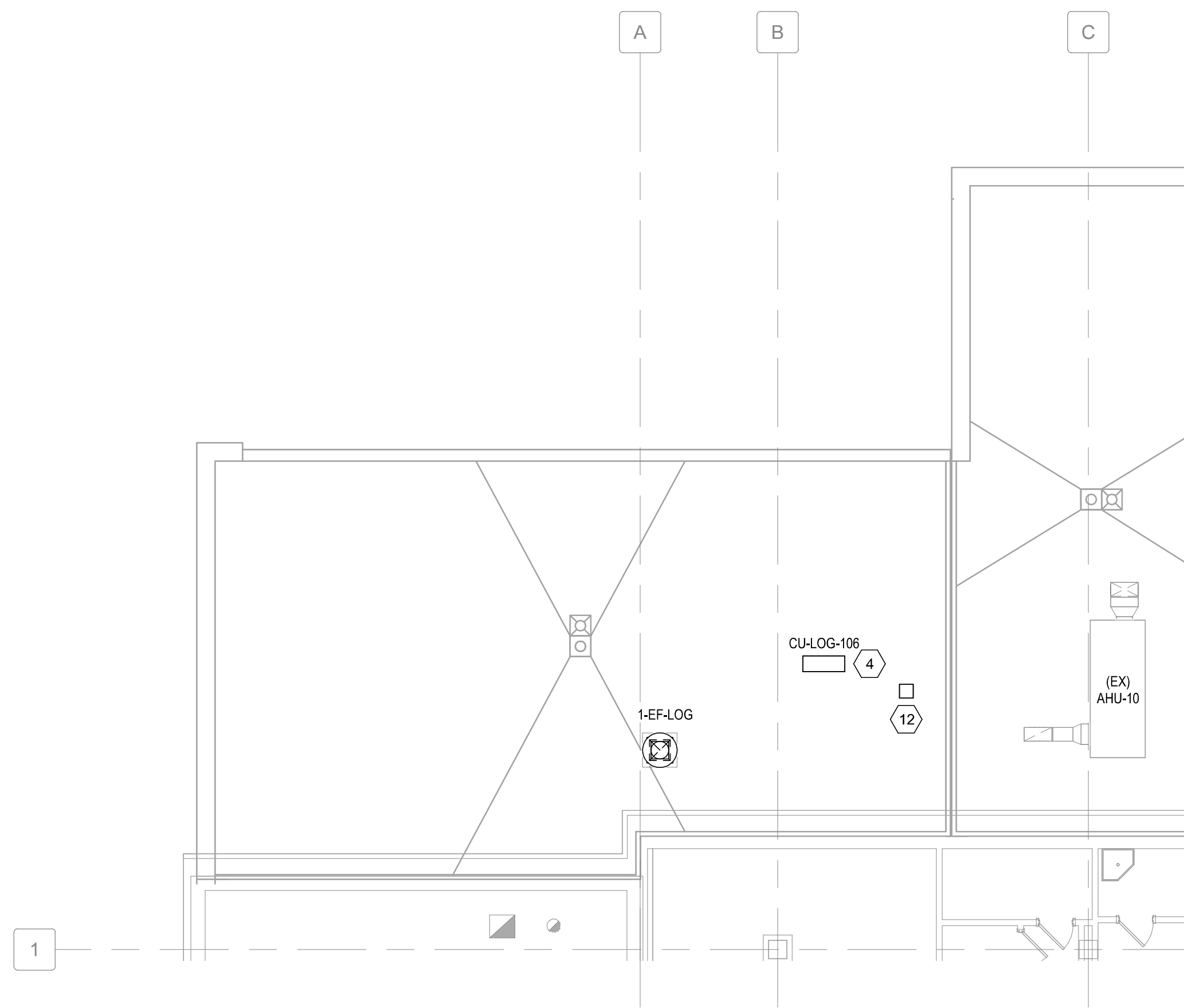


FIRST FLOOR - FFE: 0'-0"



F4 FIRST FLOOR DUCTWORK PLAN

1/8" = 1'-0"



C1 LOADING DOCK ROOF DUCTWORK PLAN

1/8" = 1'-0"

1 2 3 4 5 6 7 8 9 10

A B C D E F

7/11/2024 12:28:01 PM
Autodesk Docs:19022 - Fayetteville IDIG Project No. 564-14-03 Renovation of SPS 19022 - MECH - R2024.rvt
7/11/2024 12:28:01 PM

Revision Number	Revisions:	Date:
1	AMENDMENT 02	07/11/2024

CONSULTANTS
CONSULTING STRUCTURAL ENGINEERS

ARCHITECT/ENGINEER OF RECORD

A/E:
HARRELL DESIGN GROUP PC
10720 SIKES PLACE, SUITE 100
CHARLOTTE, NC 28277
704-814-1346
POC: LEE HARRELL PE, LEED AP, QCCP
PRESIDENT
HDG PROJECT: 19022

WP

William G. Graney Jr.
Charlotte, NC
I am approving this document.
William G. Graney Jr.
13:22:42-04/00

DRAWING TITLE
FIRST FLOOR AND LOADING DOCK ROOF DUCTWORK PLANS

PHASE
CONSTRUCTION DOCUMENTS SUBMISSION

APPROVED

FULLY SPRINKLERED

PROJECT TITLE
RENOVATE SPACE FOR LOGISTICS (B-1)

LOCATION
FAYETTEVILLE VA MEDICAL CENTER

ISSUE DATE
11 APRIL 2024

CHECKED
WGG

DRAWN
ANB

PROJECT NUMBER
564-24-104

BUILDING NUMBER
1

DRAWING NUMBER
MH101-A

Engineering Service

VETERANS HEALTH CARE SYSTEM OF THE OZARKS

U.S. Department of Veterans Affairs

VA FORM 08 - 6231 1 2 3 4 5 6 7 8 9 10