NOTES
1. AFTER PIPE IS REMOVED OR PLACED COMPACT FILL.
2. USE NORMAL WEIGHT CONCRETE, F'c = 3 KSI TO REPLACE SLAB
3. MINIMIZE TRENCHING WIDTH TO GREATEST EXTENT POSSIBLE.

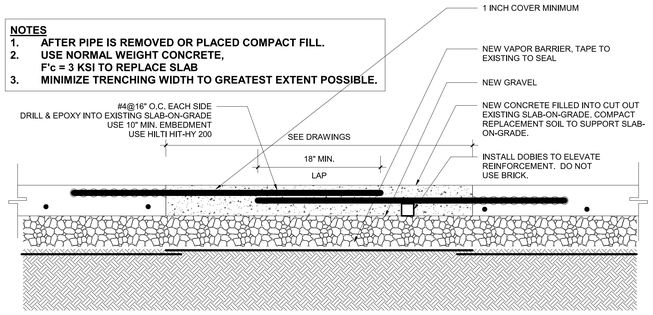

B1 **SLAB REPAIR DETAIL**
1/2" = 1'-0"

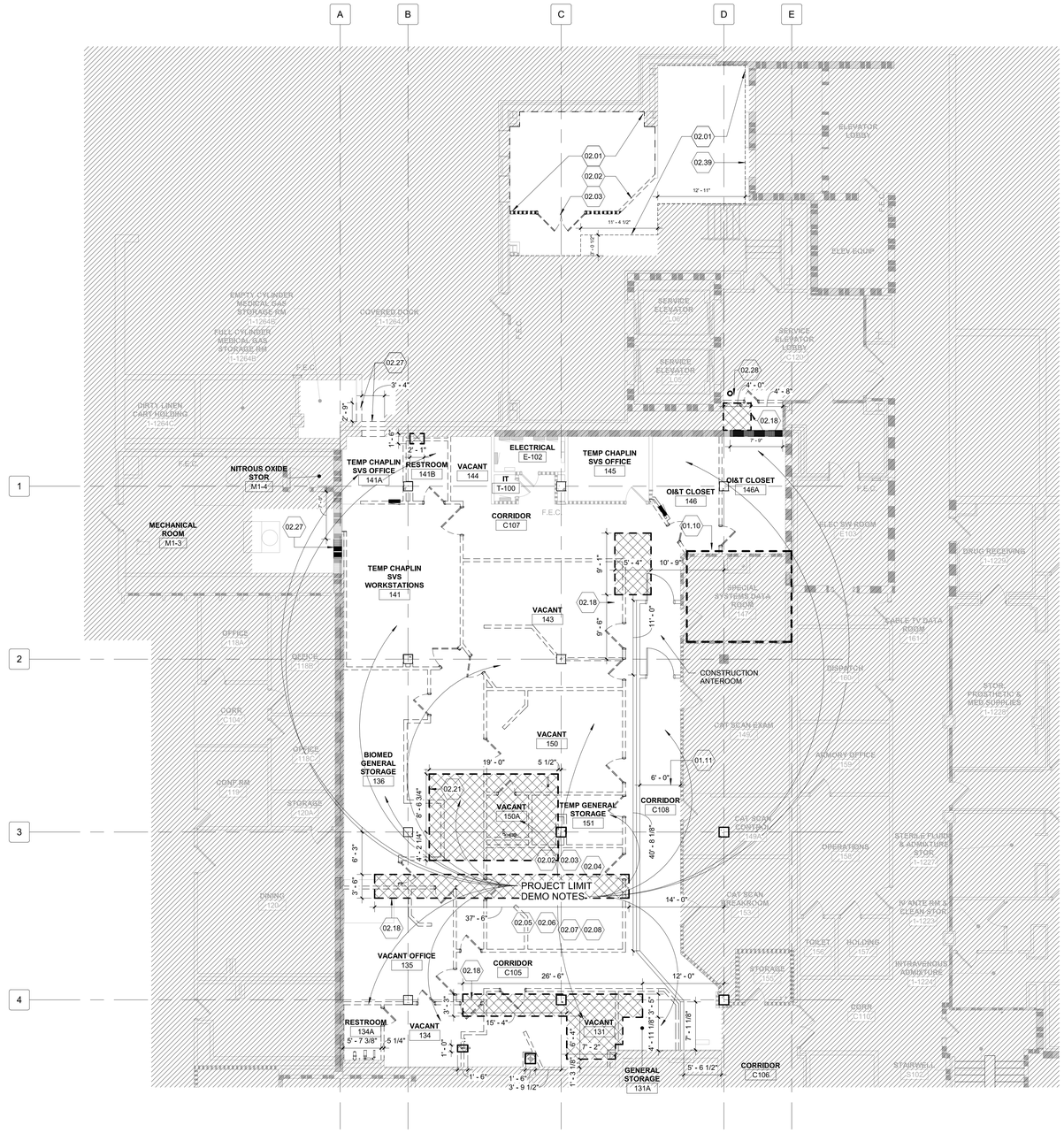

F4 **FIRST FLOOR - DEMOLITION PLAN**
1/8" = 1'-0"

GENERAL SHEET NOTES

A. FOR GENERAL PROJECT NOTES - SEE SHEET AI002-A.
B. FOR GENERAL DEMOLITION NOTES - SEE SHEET AI002-A.

SHEET KEYNOTES

01.10 THIS ROOM IS UNDER RENOVATION UNDER SEPARATE CONTRACT.
01.11 MAINTAIN 6'-0" CLEAR, TYPICAL.
02.01 REMOVE EXISTING FLOORING IN ITS ENTIRETY INCLUDING ALL TRIM, ADHESIVES, GROUT, MORTAR, ETC., TO FINISH FLOOR SLAB. CLEAN EXISTING SLAB TO REMOVE ANY RESIDUAL MATERIAL THAT MAY BE DETRIMENTAL TO INSTALLATION OF NEW FLOORING.SEE DRAWINGS FOR EXTENTS.
02.02 REMOVE EXISTING WALLS IN THEIR ENTIRETY INCLUDING STRUCTURE, BRACING, FACINGS, FASTENERS, SEALANT, ETC., FROM FINISH FLOOR SLAB TO UNDERSIDE OF STRUCTURE ABOVE. REPAIR ALL DAMAGE TO EXISTING CONSTRUCTION THAT IS TO REMAIN, READY TO RECEIVE NEW CONSTRUCTION WITHIN PROJECT LIMITS / PHASE BOUNDARIES U.N.O.
02.03 REMOVE EXISTING DOOR(S) AND DOOR FRAME IN THEIR ENTIRETY INCLUDING REINFORCING, FASTENERS, ANCHORS, HARDWARE, ETC. REPAIR ALL DAMAGE TO EXISTING CONSTRUCTION THAT IS REMAIN, READY TO RECEIVE NEW CONSTRUCTION. WITHIN PROJECT LIMITS / PHASE BOUNDARIES U.N.O.
02.04 REMOVE EXISTING PLUMBING FIXTURE(S) IN THEIR ENTIRETY INCLUDING ALL ANCHORS, FLANGES, PIPING, ETC. REPAIR ALL DAMAGE TO EXISTING CONSTRUCTION THAT IS TO REMAIN, READY TO RECEIVE NEW CONSTRUCTION. WITHIN PROJECT LIMITS / PHASE BOUNDARIES U.N.O.
02.05 REMOVE EXISTING CASEWORK & FURNITURE IN ITS ENTIRETY INCLUDING ALL ANCHORS, FASTENERS, CONDUIT, ETC. REPAIR ALL DAMAGE TO EXISTING CONSTRUCTION THAT IS TO REMAIN, READY TO RECEIVE NEW CONSTRUCTION AS SHOWN ON DRAWINGS WITHIN PROJECT LIMITS / PHASE BOUNDARIES U.N.O. AND APPROVED BY COR.
02.06 REMOVE EXISTING COLUMN FURRING AND COVER MATERIAL IN THEIR ENTIRETY, INCLUDING ANCHORS, SEALANT, ADHESIVE, ETC. REPAIR ALL DAMAGE TO EXISTING CONSTRUCTION THAT IS TO REMAIN, READY TO RECEIVE NEW CONSTRUCTION.
02.07 REMOVE EXISTING ACCESS DOOR IN ITS ENTIRETY INCLUDING FASTENERS, ANCHORS, ETC., READY TO RECEIVE NEW CONSTRUCTION. COVER OPENING TO PIPE CHASE AFTER REMOVAL UNTIL NEW WORK BEGINS.
02.08 REMOVE ELECTRICAL DEVICES IN EXISTING WALL FOR INSTALLATION OF NEW WALL FINISHES. RESET EXISTING DEVICES IN WALL AFTER INSTALLATION FINISHES.
02.18 EXISTING SLAB SAW-CUT BOUNDARY. GROUND PENETRATING RADAR TO BE USED TO CONFIRM LOCATION OF EXISTING CONDITIONS TO BE PROTECTED PRIOR TO PERFORMING ANY CUTS. SEE PLUMBING DRAWINGS FOR NEW PLUMBING INFRASTRUCTURE TO BE INSTALLED. SEE DETAIL B1/AD102-A FOR SLAB REPAIR DIRECTION.
02.21 EXISTING SLAB SAW-CUT BOUNDARY. GROUND PENETRATING RADAR TO BE USED TO CONFIRM LOCATION OF EXISTING CONDITIONS TO BE PROTECTED PRIOR TO PERFORMING ANY CUTS. SEE PLUMBING DRAWINGS FOR EXISTING PLUMBING INFRASTRUCTURE TO BE REMOVED AND NEW PLUMBING INFRASTRUCTURE TO BE INSTALLED. SEE DETAIL B1/AD102-A FOR SLAB REPAIR DIRECTION.
02.27 REMOVE PORTION OF WALL FOR NEW DUCT PENETRATION. PROVIDE STEEL LINTEL. CUT OPENING PER FIRE DAMPER INSTALLATION INSTRUCTIONS.
02.28 REMOVE EXISTING CEILING TILES TO INSTALL NEW FURRING WALLS.
02.39 REMOVE ELEVATOR CONTROLS AND LIGHTS FROM THIS WALL.

PARTITION LEGEND

- EXISTING PARTITION / BARRIER - WALL TO REMAIN
- EXISTING PARTITION / BARRIER - WALL TO BE REMOVED
- NEW PARTITION / BARRIER - WALL

PARTITION GRAPHICS

- NO RATING
- SMOKE RESISTIVE PARTITION - NON RATED
- 1 HOUR FIRE BARRIER
- 1 HOUR FIRE/SMOKE BARRIER
- 2 HOUR FIRE BARRIER
- 2 HOUR FIRE/ SMOKE BARRIER

KEY PLAN

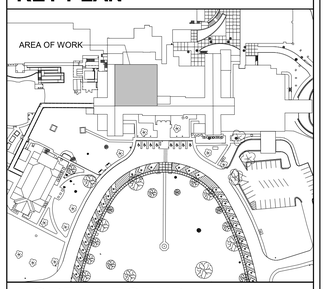

NORTH LEGEND

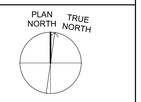

FIRST FLOOR - FFE: 0'-0"

Revision Number	Revisions:	Date:

CONSULTANTS
CONSULTING STRUCTURAL ENGINEERS

ARCHITECT/ENGINEER OF RECORD
A/E:
HARRELL DESIGN GROUP PC
10720 SIKES PLACE, SUITE 100
CHARLOTTE, NC 28277
704-814-1346
POC: LEE HARRELL PE, LEED AP, QCxP
PRESIDENT
HDG PROJECT: 19022
HARRELL DESIGN GROUP, PC
WWW.HARRELLDG.COM
COPYRIGHT © 2024

STAMP
Digital Signature not valid without Certificate below seal.

DRAWING TITLE: FIRST FLOOR - DEMOLITION PLAN
APPROVED
PHASE: CONSTRUCTION DOCUMENTS SUBMISSION
FULLY SPRINKLERED
PROJECT TITLE: RENOVATE SPACE FOR LOGISTICS (B-1)
LOCATION: FAYETTEVILLE VA MEDICAL CENTER
ISSUE DATE: 11 APRIL 2024
CHECKED: JC
DRAWN: GO/MS
PROJECT NUMBER: 564-24-104
BUILDING NUMBER: 1
DRAWING NUMBER: AD102-A

Engineering Service
VETERANS HEALTH CARE SYSTEM OF THE OZARKS
VA U.S. Department of Veterans Affairs

VA FORM 08 - 6231

BIM 360://19022 - Fayetteville IDIQ Project No. 564-19-403 Renovation of SPS/19022 - ARCH - R23t20.rvt
4/12/2024 11:18:55 AM