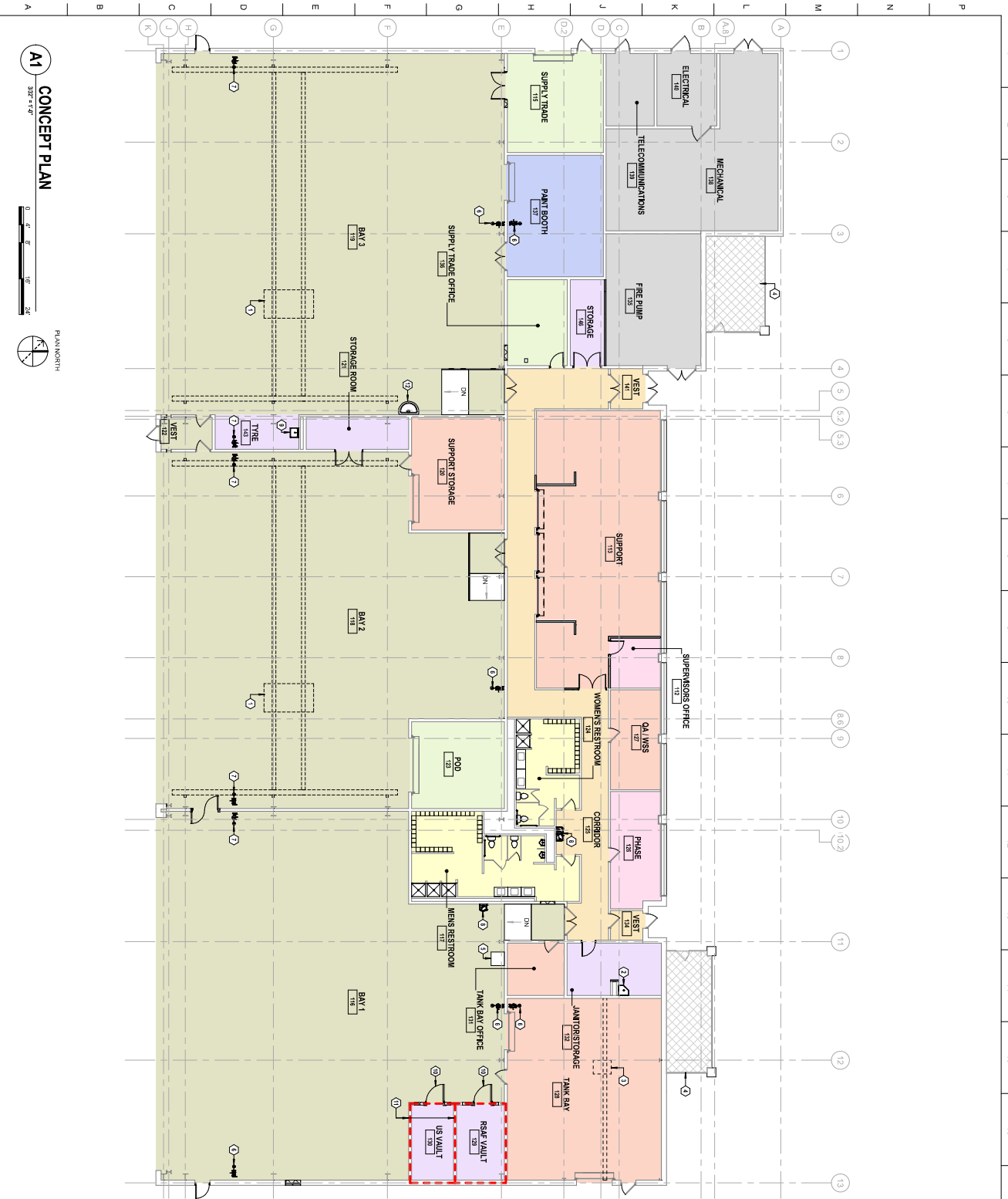
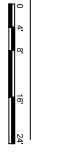


Attachment B – Concept Design Drawings



A1 CONCEPT PLAN
3/22/24



GENERAL NOTES

1 REFER TO 01 10 00 ATTACHMENT C FOR SCOPE OF FINISHES

PROGRAMMING LEGEND

- 1 CIRCULATION
- 2 RESTROOMS
- 3 STORAGE
- 4 HANGAR BAY
- 5 SUPPORT
- 6 SUPPLY
- 7 PAINT BOOTH
- 8 ADMINISTRATION
- 9 UTILITY SPACES

FLOOR PLAN LEGEND

- 1 EXISTING PARTITIONS TO REMAIN
- 2 NEW MASONRY PARTITIONS
- 3 NEW METAL STUD PARTITIONS
- 4 EXISTING DOORS TO REMAIN
- 5 NEW DOORS
- 6 UTILITY ENCLOSURE (ABOVE)

SECURITY LEGEND

- 1 SPECIAL ACCESS

SHEET KEYNOTES

- 1 5 TON BRIDGE CRANE (ABOVE)
- 2 EXISTING FLOOR-MOUNTED SERVICE SINK TO REMAIN
- 3 EXISTING CHAIN HOIST TO REMAIN (ABOVE)
- 4 EXISTING CHAIN LINK ENCLOSURE OVER UTILITY YARD TO REMAIN (ABOVE)
- 5 WALL-MOUNTED COMMUNICATIONS RACK, RE ELECTRICAL
- 6 EMERGENCY EYEWASHER
- 7 EXISTING EMERGENCY EYEWASHER TO REMAIN
- 8 EXISTING DRINKING FOUNTAIN TO REMAIN
- 9 EXISTING WALL-MOUNTED LAVATORY TO REMAIN
- 10 GSA VAULT DOOR
- 11 CAST-IN-PLACE CONCRETE VAULT CEILING (ABOVE)
- 12 EXISTING WASH FOUNTAIN TO REMAIN

SHEET ID
A-002

FORT SMITH, ARKANSAS
EBBING ANG RENOVATION OF 5 FACILITIES
A-2020-5
CONCEPT PLAN
BUILDING 22

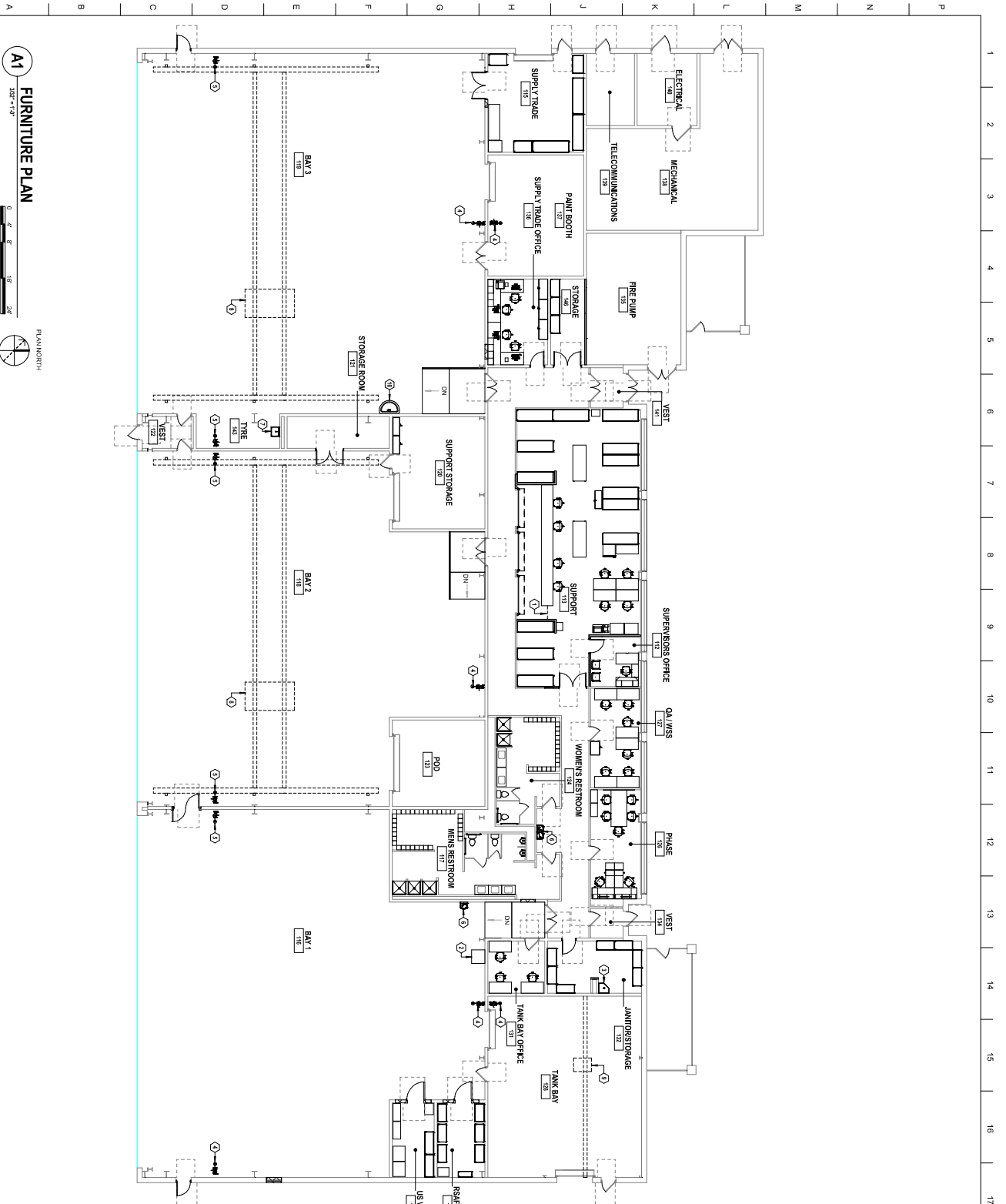
US ARMY CORPS OF ENGINEERS
FORT WORTH DISTRICT
19 SAINT JOSEPH STREET
PLANNING
C. SEGHI

DESIGNED BY: D. REAN
DRAWN BY: H. DAVIS
CHECKED BY: S. BLAIR
SUBMITTED BY: C. SEGHI
SIZE: 11x17
SCALE: AS SHOWN

ISSUE DATE: JUNE 2024
SOLICITATION NO.: W91328-XX-XX-XXXX
CONTRACT NO.: W91328-XX-XX-XXXX

MARK	DESCRIPTION	DATE





A1
FURNITURE PLAN
3/28/24



GENERAL NOTES

- 1 ALL FURNITURE SHOWN IS CONCEPTUAL IN NATURE AND WILL NOT BE SPECIFIED AS PART OF THIS PROJECT

SHEET KEYNOTES

- 1 CHAIN DIMMER
- 2 WALL MOUNTED COMMUNICATIONS RACK, RE ELECTRICAL
- 3 EXISTING FLOOR MOUNTED SERVICE SINK TO REMAIN
- 4 EMERGENCY EYE WASH SHOWER
- 5 EXISTING EMERGENCY EYE WASH SHOWER TO REMAIN
- 6 EXISTING DRINKING FOUNTAIN TO REMAIN
- 7 EXISTING WALL MOUNTED LAVATORY TO REMAIN
- 8 STON BRIDGE CRYNIE (ABOVE)
- 9 EXISTING CHAIN HOIST TO REMAIN (ABOVE)
- 10 EXISTING WASH FOUNTAIN TO REMAIN

SHEET ID
I-100

FORT SMITH, ARKANSAS
EBBING ANG RENOVATION OF 5 FACILITIES
A-2020-S
**FURNITURE PLAN
BUILDING 202**

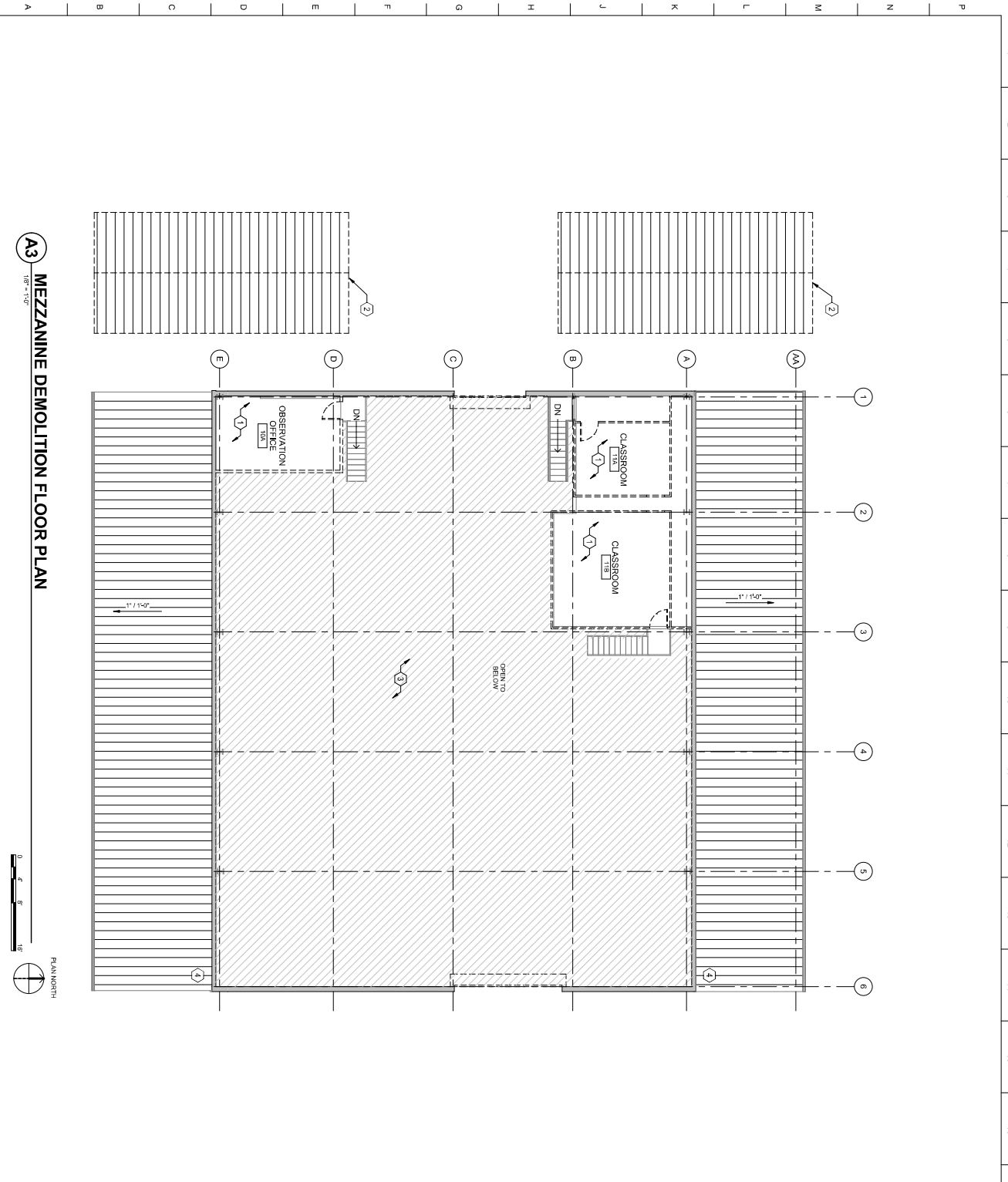
US ARMY CORPS OF ENGINEERS
FORT WORTH DISTRICT
19 SAINT JOSEPH STREET
FLATFERRY

DESIGNED BY:
D. REAM
DRAWN BY:
L. FENDERGRAFF
CHECKED BY:
S. BLAIR
SUBMITTED BY:
C. SEGHI
SIZE:
ANSI D

ISSUE DATE:
JUNE 2024
SOLICITATION NO.:
W91328-XX-XX-XXXX
CONTRACT NO.:
W91328-XX-XX-XXXX

MARK	DESCRIPTION	DATE





A3 MEZZANINE DEMOLITION FLOOR PLAN



DEMOLITION NOTES

1. DRAWINGS OF EXISTING CONDITIONS HAVE BEEN COMPLETED. AS TAKES NO WARRANTY, EITHER EXPRESSED OR IMPLIED, INFORMATION RECORDED. THE CONTRACTOR SHALL FIELD VERIFY ALL EXISTING CONDITIONS AND NOTIFY THE CONTRACTOR IMMEDIATELY IN THE CASE OF ANY DISCREPANCY. ANY CHANGES TO THE DRAWINGS SHALL BE MADE IN THE COURSE OF DEMOLITION WORK.
2. GENERAL LOCATIONS OF EXISTING MECHANICAL, PLUMBING AND ELECTRICAL CONDITIONS, LOCAL AND PROJECT, UTILITIES TO BE REMOVED OR RELOCATED, AND PANELS REQUIRED AND CAPACITIES REQUIRED FOR MECHANICAL, PLUMBING AND ELECTRICAL DRAWINGS FOR ADDITIONAL INFO.
3. THE DEMOLITIONS ARE DISCONTINUOUS AND GENERAL IN NATURE. THE CONTRACTOR SHALL BE RESPONSIBLE FOR THE REMOVAL OF SPECIFIC QUANTITIES AND THE RESPONSIBILITY OF THE CONTRACTOR.
4. REMOVAL AND DISPOSAL OF DEMOLITION DEBRIS IS THE RESPONSIBILITY OF THE CONTRACTOR. THE CONTRACTOR SHALL ROUTE THROUGH THE BUILDING DEMOLITION STAGING AREA AND THE CONTRACTOR SHALL BE RESPONSIBLE FOR THE COLLECTION AND DISPOSAL OF THE DEBRIS. THE CONTRACTOR SHALL BE RESPONSIBLE FOR THE RUBBERISH SHALL BE DONE IN A LEGAL MANNER.

DEMOLITION LEGEND

- EXISTING ELEMENTS
- ELEMENTS TO BE DEMOLISHED
- EXISTING DOORS
- EXISTING DOORS TO BE DEMOLISHED
- REMOVE BELOW

KEYNOTES

1. REMOVE EXISTING PARTITION WALL AND DOOR
2. REMOVE AND REPLACE EXISTING CANOPY STRUCTURE FOR NEW PAINT
3. REMOVE AND REPLACE EXISTING INSULATION WITHIN WORK BAY WALLS AND CEILING
4. EXISTING STANDING SEAM METAL ROOF

US Army Corps of Engineers

MARK	DESCRIPTION	DATE

DESIGNED BY: A. RIVARD
 DRAWN BY: S. SHANKAR
 CHECKED BY: A. RIVARD
 SUBMITTED BY: CLANGUM
 SIZE: 11x17
 ANS/D

ISSUE DATE: APR 2024
 SOLICITATION NO.:
 CONTRACT NO.:

US ARMY CORPS OF ENGINEERS

FLATIRON

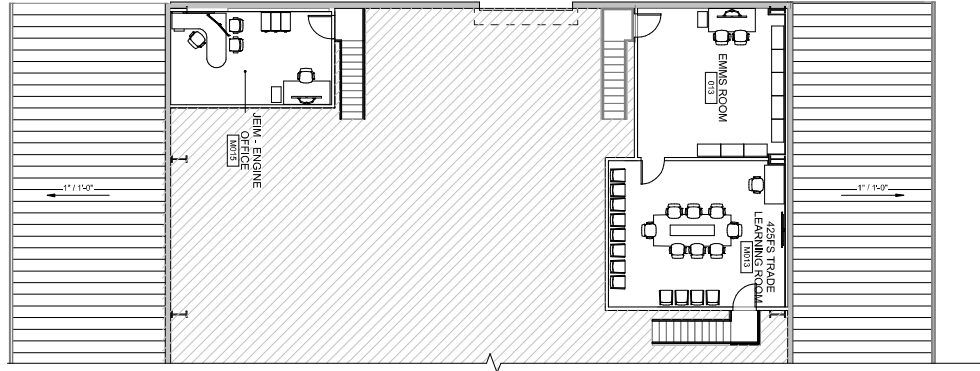
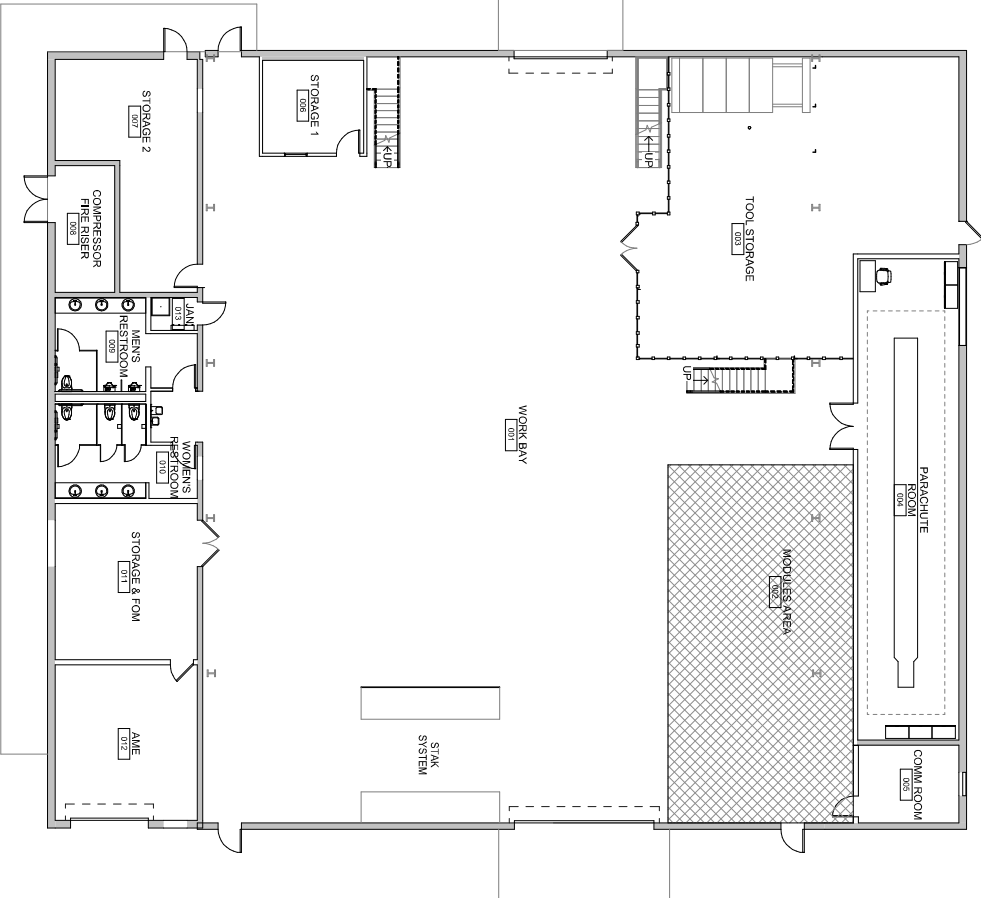
FORTH SMITH, ARKANSAS
 EBBING ANGB RENO
 100691-00

DEMOLITION PLAN - MEZZANINE
 BUILDING 214

SHEET ID
AD102

A B C D E F G H J K L M N P

1 2 3 4 5 6 7 8 9 10 11 12 13 14 15 16 17 18 19 20



GENERAL NOTES

1. ALL FURNITURE SHOWN IS CONCEPTUAL IN NATURE AND WILL NOT BE SPECIFIED AS PART OF THIS PROJECT.

LEGEND

- WIRE MESH SECURITY FENCE
- EXISTING WALLS
- NEW WALLS
- EXISTING DOORS
- NEW DOORS
- OPEN TO BELOW
- OPEN SPACE AREAS

<p>FORTH SMITH, ARKANSAS EBBING ANGB RENO 100691-00</p> <p>FURNITURE PLAN BUILDING 214</p>	<p>US ARMY CORPS OF ENGINEERS</p> <p>DESIGNED BY: L. JOHNSON</p> <p>DRAWN BY: L. JOHNSON</p> <p>CHECKED BY: A. RIVARD</p> <p>SUBMITTED BY: C. SEGHI</p> <p>SIZE: ANSI D</p>	<p>ISSUE DATE: JUNE 2024</p> <p>SOLICITATION NO.:</p> <p>CONTRACT NO.:</p>	<p>MARK</p>	<p>DESCRIPTION</p>	<p>DATE</p>
			<p>IF101</p>	<p>SHEET ID</p>	<p>US Army Corps of Engineers</p>

Plot Date: 6/25/2024 1:33:44 PM File Path: \\akaback\Draw\100691-00\EBbing ANGB\ANGC\Renov\100691-00\EBbing ANGB\Renov\014_L22.rvt

