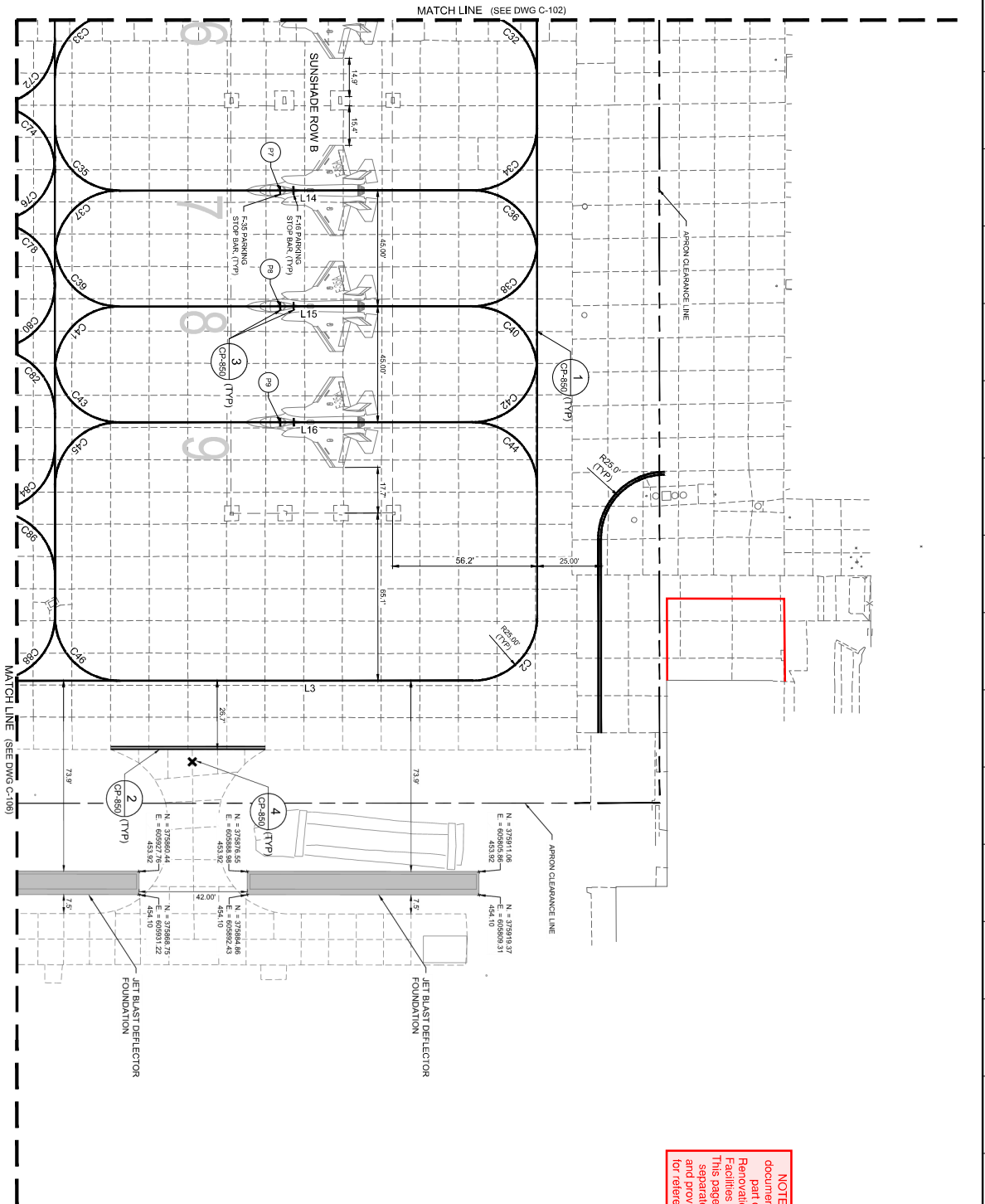


Attachment G – Main Ramp Apron Clearances

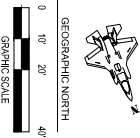
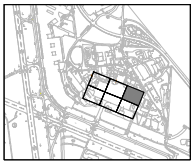
SITE AND MARKING LAYOUT PLAN

SCALE 1" = 20'



NOTE: This document is not a part of the Renovation of Five Facilities DB RFP. This page is from a separate project and provided here for reference only.

- NOTE:**
- COORDINATE WITH LAWS CONTRACTOR, DETAILER SCORP OR WHAT'S TOOLBOX PROVIDED FOR LAWS UNDER THIS PROJECT.
 - SEE CP-450 SERIES FOR PAVEMENT REPAIR PLANS.



SHEET ID
MAIN
C-103
SHEET 29 OF 68

EBBING AIR NATIONAL GUARD BASE
FORT SMITH, ARKANSAS
REPAIR MAIN RAMP
SITE AND MARKING LAYOUT PLAN

AIR FORCE CIVIL ENGINEER COMMAND
2281 HUGHES AVE, SUITE 155
JESIA LACKLAND, TX 79236-9893
Ahna CDM Smith JV

DESIGNED BY: C. HOLMES
DRAWN BY: B. CHAPMAN
CHECKED BY: J. ANDERSON
SUBMITTED BY: F. HOLF
SIZE: ANSI F11.1, BLEED D (22.00 X 34.02 INCHES)

ISSUE DATE: 07 JUNE 2024
SCALE: AS SHOWN
CONTRACT NO: FA8903-17-D-0012

MARK	DESCRIPTION	DATE

