

### GENERAL NOTES


- WHERE WALLS AND THEIR ASSOCIATED OPENINGS ARE TO BE DEMOLISHED, REMOVE EXISTING WALL CONSTRUCTION IN ITS ENTIRETY FROM FLOOR TO STRUCTURE ABOVE INCLUDING DOORS, DOOR FRAMES, VISION PANELS, BASE, ASSOCIATED ELEC./MECH. WORK ETC. (EXTENT SHOWN BY BROKEN LINES). PATCH EXISTING ADJACENT AREAS, AS REQUIRED, THAT HAVE BEEN DISTURBED BY DEMOLITION AND PREPARE SURFACES TO RECEIVE NEW FINISHES.
- WHERE OPENINGS ARE TO BE REMOVED IN WALLS THAT ARE EXISTING TO REMAIN, REMOVE EXISTING DOOR OR VISION PANEL, GLAZING AND FRAME ASSEMBLY. CLOSE EXISTING OPENING TO MATCH ADJACENT CONSTRUCTION. ALIGN NEW WORK FLUSH WITH EXISTING ADJACENT PARTITION. PREPARE SURFACE AS REQUIRED TO RECEIVE NEW SCHEDULED FINISH.
- WHERE NEW OPENINGS ARE SHOWN IN WALLS THAT ARE EXISTING TO REMAIN, PROVIDE OPENING IN EXISTING PARTITION AS REQUIRED TO RECEIVE NEW DOOR FRAME OR VISION PANEL AS SHOWN. PATCH AND PREPARE ADJACENT SURFACES AS REQUIRED TO RECEIVE NEW SCHEDULED FINISH.

### DEMOLITION LEGEND

- EXISTING PARTITIONS TO BE DEMOLISHED
- EXISTING ELEMENTS TO BE DEMOLISHED
- EXISTING ELEMENTS TO REMAIN
- EXISTING DOORS TO REMAIN
- EXISTING DOORS TO BE DEMOLISHED
- EXISTING GLAZING TO BE DEMOLISHED
- PROVIDE OPENING IN EXISTING PARTITION

### SHEET KEYNOTES

- EXISTING CHAIN HOIST TO REMAIN (ABOVE)
- DISASSEMBLE AND REMOVE EXISTING PAINT BOOTH AND ALL ASSOCIATED COMPONENTS
- REMOVE METAL DECKING AND FRAMING OVER STORAGE ROOMS ENTIRELY



MARK	DESCRIPTION	DATE

DESIGNED BY: D. REMY	ISSUE DATE: JUNE 2024
DRAWN BY: M. DAVIS	SOLICITATION NO.: W91328-XX-XXXX
CHECKED BY: S. BLAIR	CONTRACT NO.: W91328-XX-XXXX
SUBMITTED BY: C. SEGHI	
SIZE: ANSI D	

US ARMY CORPS OF ENGINEERS  
FORT WORTH DISTRICT  
19 SAINT JOSEPH STREET

**BLAIR REMY**  
ARCHITECTS

**MERRICK**  
ENGINEERS

FORT SMITH, ARKANSAS  
EBBING ANG RENOVATION OF 5 FACILITIES  
A-2020-S  
DEMOLITION PLAN  
BUILDING 202

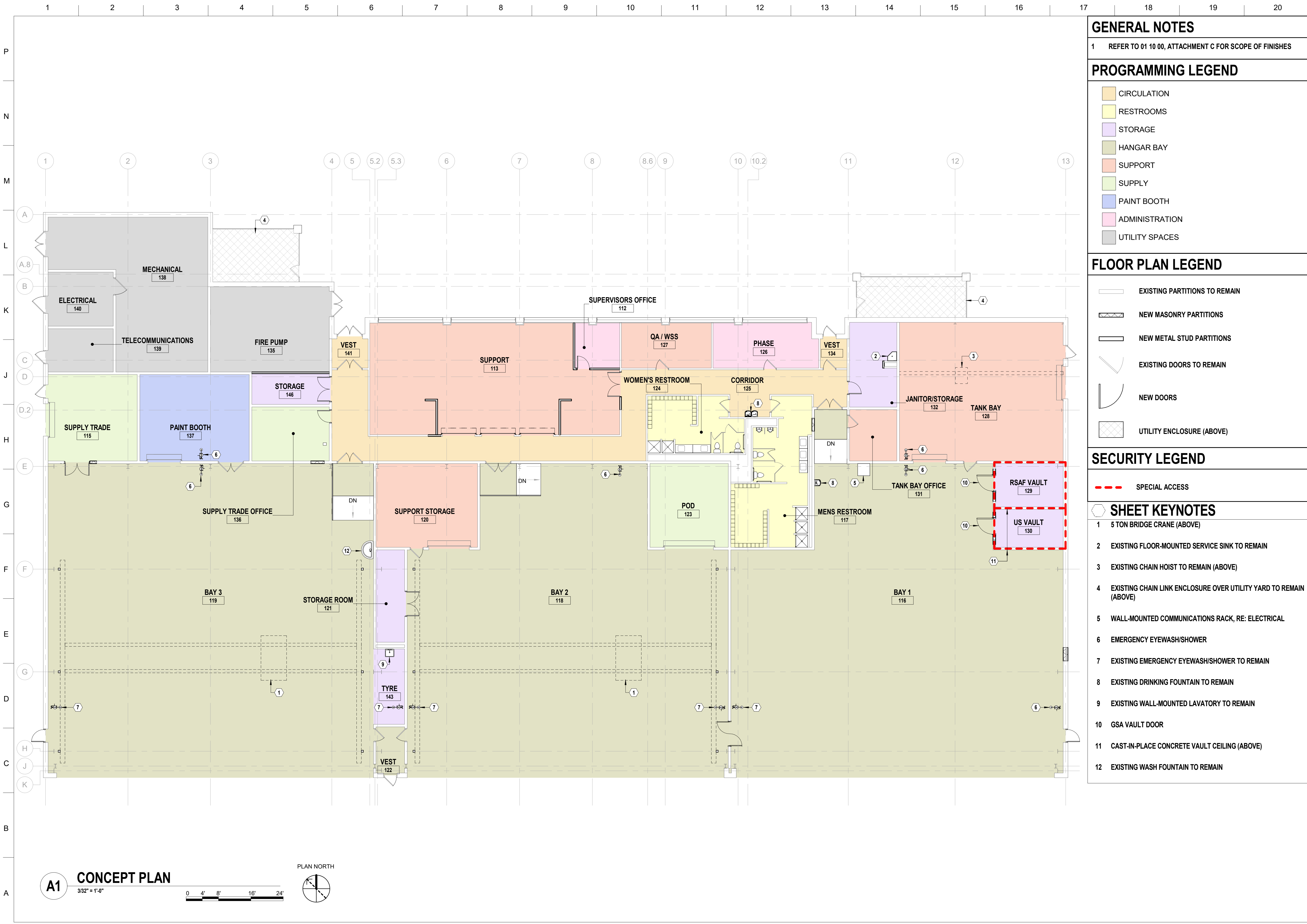
SHEET ID  
**AD101**

**A1** DEMOLITION PLAN  
3/32" = 1'-0"

0 4' 8' 16' 24'

PLAN NORTH

Plot Date: 6/26/2024 4:54:28 PM File Path: \\adobee\csc\ebbing\ANG\_DB\RFPS\5\Renovations\EBBING\_419\_DB\_RF\BUILDING\_202\_A21.d



**GENERAL NOTES**

1 REFER TO 01 10 00, ATTACHMENT C FOR SCOPE OF FINISHES

**PROGRAMMING LEGEND**

- CIRCULATION
- RESTROOMS
- STORAGE
- HANGAR BAY
- SUPPORT
- SUPPLY
- PAINT BOOTH
- ADMINISTRATION
- UTILITY SPACES

**FLOOR PLAN LEGEND**


- EXISTING PARTITIONS TO REMAIN
- NEW MASONRY PARTITIONS
- NEW METAL STUD PARTITIONS
- EXISTING DOORS TO REMAIN
- NEW DOORS
- UTILITY ENCLOSURE (ABOVE)

**SECURITY LEGEND**

- SPECIAL ACCESS

**SHEET KEYNOTES**

- 1 5 TON BRIDGE CRANE (ABOVE)
- 2 EXISTING FLOOR-MOUNTED SERVICE SINK TO REMAIN
- 3 EXISTING CHAIN HOIST TO REMAIN (ABOVE)
- 4 EXISTING CHAIN LINK ENCLOSURE OVER UTILITY YARD TO REMAIN (ABOVE)
- 5 WALL-MOUNTED COMMUNICATIONS RACK, RE: ELECTRICAL
- 6 EMERGENCY EYEWASH/SHOWER
- 7 EXISTING EMERGENCY EYEWASH/SHOWER TO REMAIN
- 8 EXISTING DRINKING FOUNTAIN TO REMAIN
- 9 EXISTING WALL-MOUNTED LAVATORY TO REMAIN
- 10 GSA VAULT DOOR
- 11 CAST-IN-PLACE CONCRETE VAULT CEILING (ABOVE)
- 12 EXISTING WASH FOUNTAIN TO REMAIN



MARK	DESCRIPTION	DATE

DESIGNED BY: D. REMY	ISSUE DATE: JUNE 2024
DRAWN BY: M. DAVIS	SOLICITATION NO.: W91328-XX-XXXX
CHECKED BY: S. BLAIR	CONTRACT NO.: W91328-XX-XXXX
SUBMITTED BY: C. SEGHI	
SIZE: ANSI D	

US ARMY CORPS OF ENGINEERS  
FORT WORTH DISTRICT  
19 SAINT JOSEPH STREET  
**BLAIRREMY**  
ARCHITECTS & ENGINEERS

FORT SMITH, ARKANSAS  
EBBING ANG RENOVATION OF 5 FACILITIES  
A-2020-S  
CONCEPT PLAN  
BUILDING 202

SHEET ID  
**A-002**

Plot Date: 6/26/2024 4:54:27 PM File Path: \\adobe01\csc\ebbing\ANG\_EB\_RFP\5\Renovations\EBBING\_05\_03\_RFP\_BUILDING\_202\_A22.rvt

**A1 CONCEPT PLAN**  
3/32" = 1'-0"  
0 4' 8' 16' 24'  
PLAN NORTH

**GENERAL NOTES**

1 ALL FURNITURE SHOWN IS CONCEPTUAL IN NATURE AND WILL NOT BE SPECIFIED AS PART OF THIS PROJECT

**SHEET KEYNOTES**

- 1 CHAIN DIVIDER
- 2 WALL-MOUNTED COMMUNICATIONS RACK, RE: ELECTRICAL
- 3 EXISTING FLOOR-MOUNTED SERVICE SINK TO REMAIN
- 4 EMERGENCY EYEWASH/SHOWER
- 5 EXISTING EMERGENCY EYEWASH/SHOWER TO REMAIN
- 6 EXISTING DRINKING FOUNTAIN TO REMAIN
- 7 EXISTING WALL-MOUNTED LAVATORY TO REMAIN
- 8 5 TON BRIDGE CRANE (ABOVE)
- 9 EXISTING CHAIN HOIST TO REMAIN (ABOVE)
- 10 EXISTING WASH FOUNTAIN TO REMAIN



US Army Corps of Engineers®

MARK	DESCRIPTION	DATE

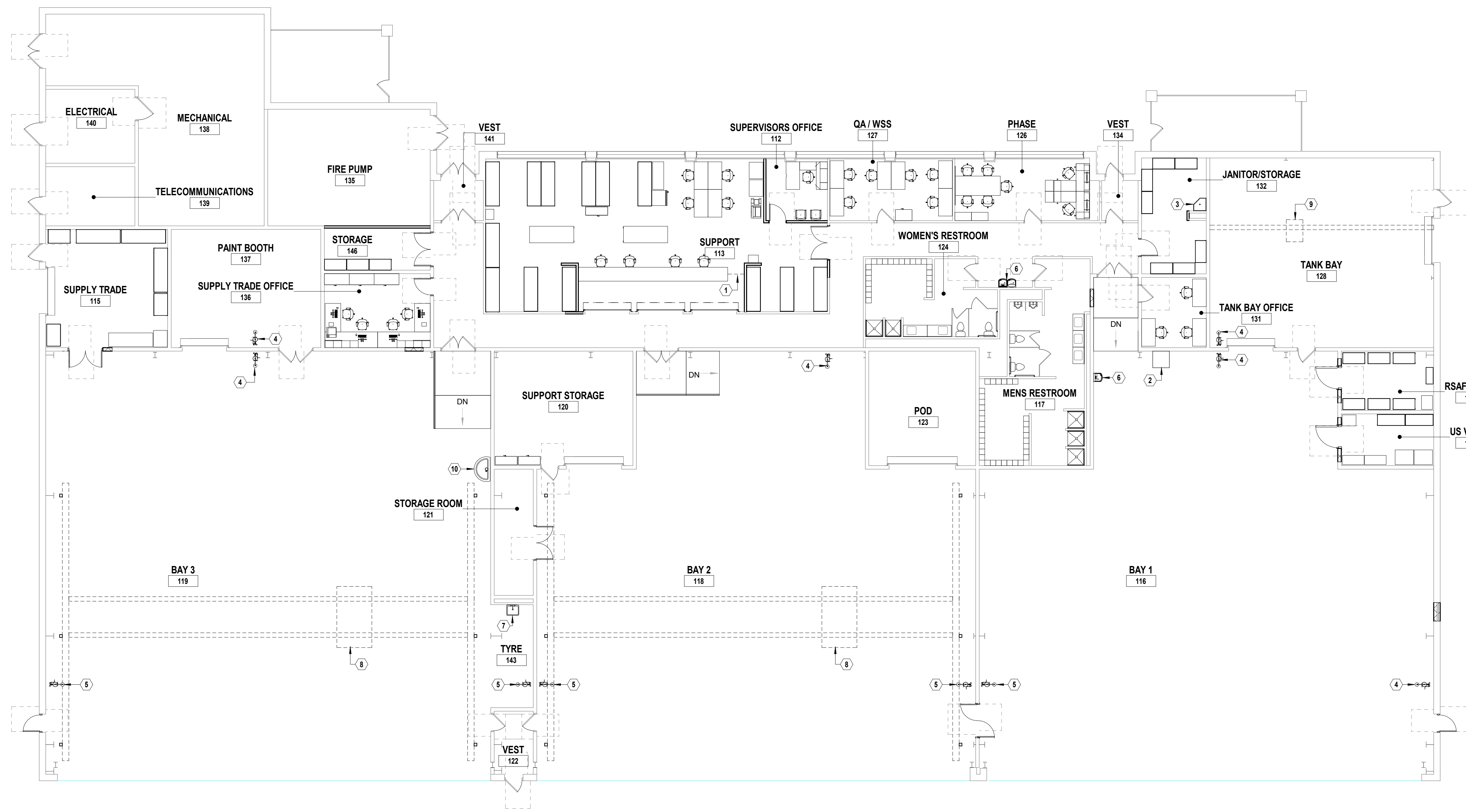
DESIGNED BY: D. REMY	ISSUE DATE: JUNE 2024
DRAWN BY: L. PENDERGRAFT	SOLICITATION NO.: W91328-XX-XX-XX
CHECKED BY: S. BLAIR	CONTRACT NO.: W91328-XX-XX-XX
SUBMITTED BY: C. SEGHI	
SIZE: ANSI D	

US ARMY CORPS OF ENGINEERS  
FORT WORTH DISTRICT  
19 SAINT JOSEPH STREET

BLAIR REMY  
ARCHITECTS

FORT SMITH, ARKANSAS  
EBBING ANG RENOVATION OF 5 FACILITIES  
A-2020-S  
FURNITURE PLAN  
BUILDING 202

SHEET ID  
**I-100**



**A1 FURNITURE PLAN**  
3/32" = 1'-0"  
0 4' 8' 16' 24'  
PLAN NORTH