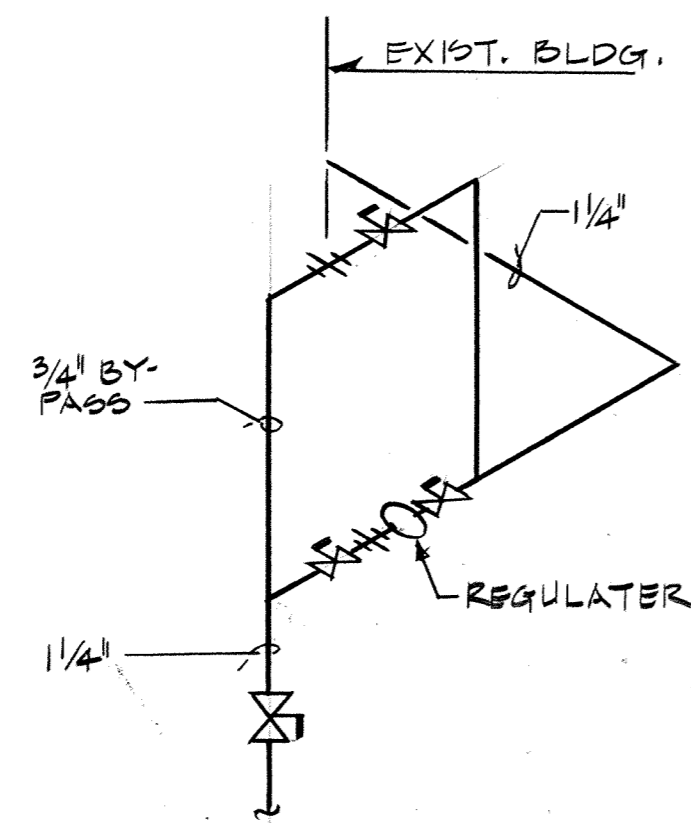


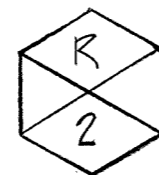
PLUMBING RISER DIAGRAM

NTS



GAS REGULATING STATION

NTS



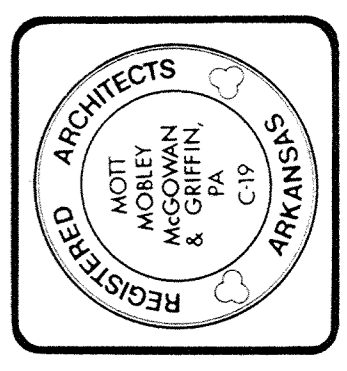

PLUMBING LEGEND	
SYMBOL	DESCRIPTION
---	COLD WATER PIPING
-G-	GAS PIPING
-A-	AIR PIPING
-EG-	EXISTING GAS PIPING
-ECW-	EXISTING COLD WATER PIPING
-EA-	EXISTING AIR PIPING
⊗	GATE VALVE
⊘	ISOLATION VALVE
⊕	GAS PRESSURE REDUCING VALVE
==SS==	SANITARY SEWER PIPING
⬡	RISER DIAGRAM SHEET NUMBER RISER DIAGRAM NUMBER
C.O.	CLEANOUT
F.C.O.	FLOOR CLEANOUT
Ⓛ	KEYED NOTE

DRAIN SCHEDULE	
SYMBOL	DESCRIPTION
FD-1	ZURN ZN-415-B-P W/6" N.B. STRAINER & TRAP PRIMER CONNECTION
FD-2	ZURN ZN-415-E W/INTREGAL FUNNEL STRAINER

EQUAL MANUFACTURERS ARE WADE & JOSAM

**MM
MG**

Mott Mobley McGowan & Griffin, P.A.: Architects
302 North Sixth Street
Fort Smith, Arkansas 72901



CONTRACT NO. DAHA03 - 87 - C - 0007
PROJECT NO. FSM-40997
ADD./ALTER AVIONICS/ECM POD SHOP/STORAGE
AIR NATIONAL GUARD TRAINING FACILITY
MUNICIPAL AIRPORT - FT. SMITH, ARKANSAS

PLUMBING
SCHEDULES &
RISERS

As-built info: 4-12-90 ①	1357 Plan Number	M1.2
Revisions		
11-16-88 Date		Or