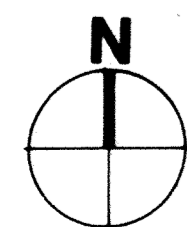



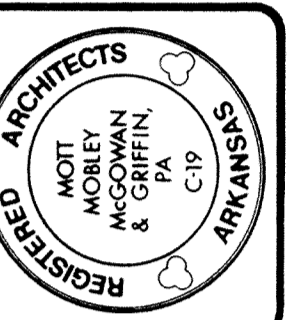
DEMOLITION NOTES

- ① EXISTING 100A/3P "SIGP BRANCH" DISCONNECT SWITCH TO REMAIN. PROVIDE UNISTRUT SUPPORT STAND AS REQUIRED, REFER TO NOTE ON NEW FLOOR PLAN.
- ② EXISTING RECEPTACLE AND WIRE TO BE REMOVED, INSTALL BLANK COVERPLATE.
- ③ EXISTING SOAP CLEAN FAN STARTER/DISCONNECT, WIRE AND CONDUIT TO BE REMOVED.
- ④ REMOVE EXISTING WEATHERPROOF RECEPTACLE AND REPLACE WITH A NEW WEATHER PROOF/GFI DUPLEX RECEPTACLE.
- ⑤ REMOVE EXISTING DUPLEX RECEPTACLE AND WIRE AND REPLACE WITH A NEW GFI DUPLEX RECEPTACLE.
- ⑥ EXISTING SWITCH TO REMAIN. RECIRCUIT AS SHOWN ON NEW FLOOR PLAN.
- ⑦ REMOVE EXISTING 60A/3P DISCONNECT SWITCH, WIRE AND CONDUIT.
- ⑧ REMOVE EXISTING 220 VOLT RECEPTACLE, WIRE, AND CONDUIT.
- ⑨ REMOVE EXISTING 30A DISCONNECT SWITCH, WIRE, AND CONDUIT.
- ⑩ REMOVE EXISTING SMOKE DETECTOR AND RELOCATE AS SHOWN ON NEW FLOOR PLAN.
- ⑪ REMOVE EXISTING WALL SWITCH AND WIRE, INSTALL BLANK COVERPLATE.
- ⑫ EXISTING DUPLEX RECEPTACLE TO REMAIN.
- ⑬ REMOVE EXISTING INTERCOM, WIRE, AND CONDUIT AND RELOCATE AS SHOWN ON NEW FLOOR PLAN.
- ⑮ REMOVE EXISTING 1'X4' FLUORSCENT LIGHT FIXTURES, WIRE, AND CONDUIT, STORE AS DIRECTED BY OWNER.
- ⑯ REMOVE EXISTING 2' X 4' FLUORSCENT LIGHT FIXTURES, WIRE, AND CONDUIT. RELOCATE TO BEARING/CLEANING/INSPECT.-8 AS SHOWN ON NEW FLOOR PLAN. CLEAN AND RELAMP WITH NEW ENERGY SAVING LAMPS.
- ⑰ REMOVE EXISTING 2' X 4' WRAP-AROUND LIGHT FIXTURES, WIRE, AND CONDUIT. CLEAN AND RELAMP WITH NEW ENERGY SAVING LAMPS. RELOCATE TO LADIES LATRINE/LOCKER-6 AS SHOWN ON NEW FLOOR PLAN.
- ⑱ REMOVE EXISTING 2' X 4' WRAP-AROUND LIGHT FIXTURES, WIRE, AND CONDUIT. CLEAN AND RELAMP WITH ENERGY SAVING LAMPS. RELOCATE TO MEN'S LATRINE/LOCKER-6 AS SHOWN ON NEW FLOOR PLAN.
- ⑲ REMOVE EXISTING DUPLEX RECEPTACLE AND REPLACE WITH A NEW WEATHERPROOF/GFI RECEPTACLE AS SHOWN ON NEW FLOOR PLAN.
- ⑳ REMOVE EXISTING WALL SWITCH, WIRE, AND CONDUIT.
- ㉑ REMOVE EXISTING RECEPTACLE, WIRE, AND CONDUIT WHERE ACCESSIBLE..
- ㉒ REMOVE EXISTING TELEPHONE AND OUTLET AND RELOCATE AS SHOWN ON NEW PLAN.



FLOOR PLAN - EXISTING-ELECTRICAL- DEMOLITION
 1/8" = 1'-0"

MM MG
 Mott Mobley McGowan & Griffin, P.A.: Architects
 302 North Sixth Street
 Fort Smith, Arkansas 72901



CONTRACT NO. DAHA03-87-D-0011 / 9D0Z

PROJECT NO. HRZ - 001274
ADAL ENGINE I & R SHOP
 AIR NATIONAL GUARD TRAINING FACILITY
 MUNICIPAL AIRPORT - FT. SMITH, ARKANSAS

FLOOR PLAN - EXISTING ELECTRICAL DEMOLITION

Revisions	
1370A	E1.1
Plan Number	
11-2-88	
Date	