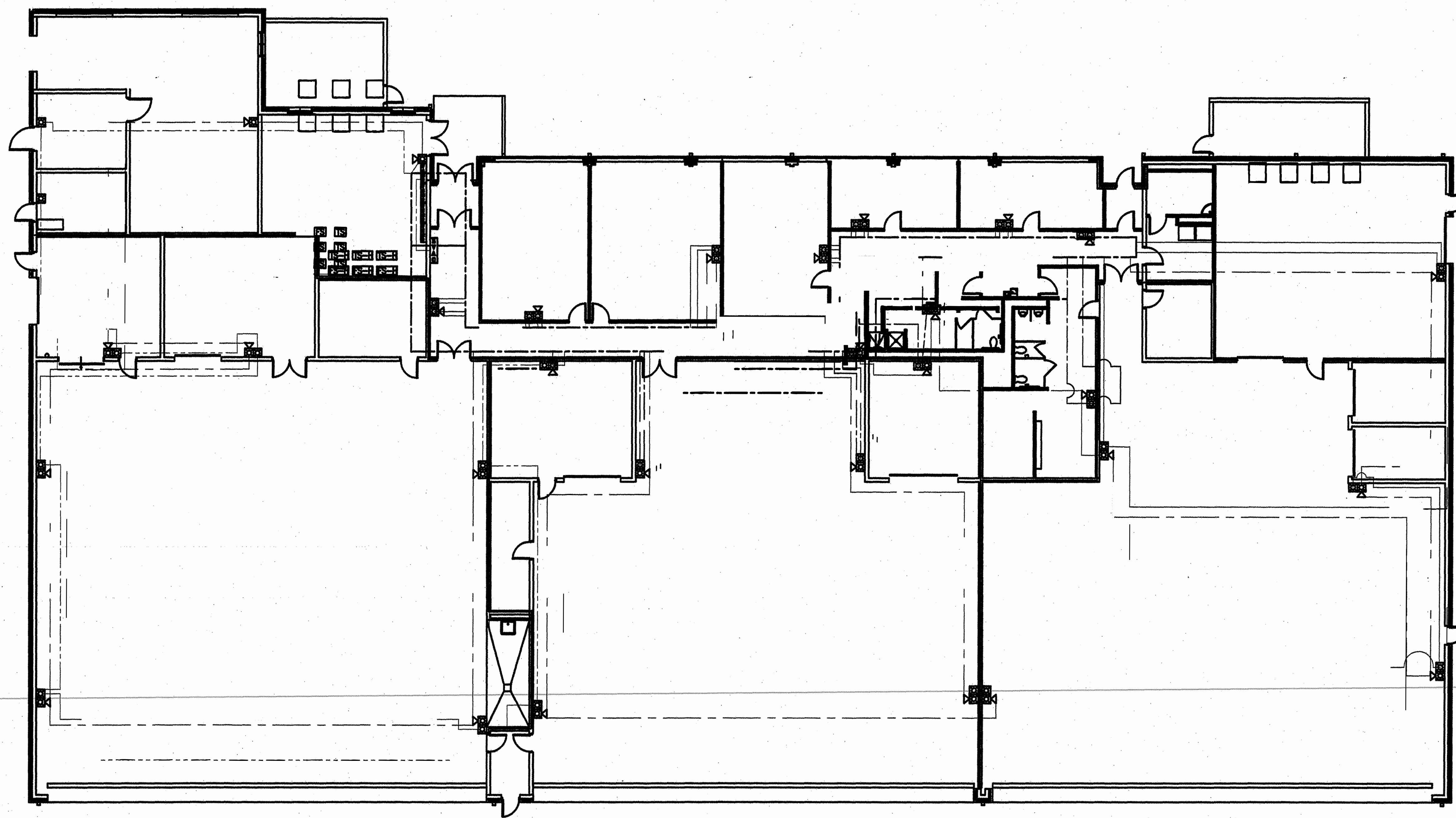




188th Fighter Wing



**NOTES**

① ALL PANEL LOCATIONS ARE APPROXIMATE BASED ON KNOWLEDGE GIVEN AT THE TIME OF THE DRAWINGS. ALL LOCATIONS ARE TO BE FIELD VERIFIED AND ARE SUBJECT TO CHANGE. CLASS "A" STANDARDS TO BE FOLLOWED. ONE COMPLETE FIRE ALARM NOTIFICATION CIRCUIT TYPE FOR EACH OF THE FSCS.

**DEVICE / WIRE / PANEL LEGEND**

SYMBOL	DESCRIPTION
[Symbol]	ALARM PANEL
[Symbol]	WIRE
[Symbol]	PANEL
[Symbol]	NOTIFICATION


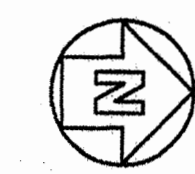
# FIRE ALARM NOTIFICATION

**RECORD OF REVIEW**

This item has been reviewed for general conformance with the contract documents and any comment shown is subject to the requirements of the contract documents. Contract conditions place the responsibility for dimensions, coordination, and compliance with contract documents on the contractor.

No Exception Taken  Make Corrections   
 Rejected Proposal  Not Specified

Date: 2/11/09 By: [Signature]  
 For & Company: Architects + Engineers



8 0 8 16 24  
 SCALE: 3/32" = 1'-0"

**PLANS PREPARED BY:**  
**ROB EVATT**  
**ROYAL COMMUNICATIONS**  
**11419 STAGECOACH RD SUITE 2100**  
**LITTLE ROCK, AR 72210**  
**NICET 115734**

Sheet reference number: F1.2

COM 10 AIRCRAFT MAINTENANCE FACILITY ARKANSAS AIR NATIONAL GUARD FT. SMITH, ARKANSAS

FIRE ALARM NOTIFICATION P N

Rev. 10 FEB 09