




POND
 Architects • Engineers • Planners
 3500 Parkway Lane
 Suite 600
 Norcross, Ga. 30092
 Phone 678-336-7740
 Fax 678-336-7744
 Web www.pondco.com

Copyright 2008 by Pond & Company. All rights reserved. This document is the property of Pond & Company. It is to be used only for the specific project identified on the title block. It is not to be used on any other project, in whole or in part, except by the express written agreement of Pond & Company.



NO.	DATE	DESCRIPTION

Designed by: SRG	
Drawn by: MB	
Checked by: SR	
Reviewed by: SR	
Scale: 1/8" = 1'-0"	
Date: 4-11-08	

COMPOSITE A-10 AIRCRAFT MAINTENANCE FACILITY
 AIR NATIONAL GUARD
 FT. SHAFT, ARIZONA

OVERALL FLOOR PLAN


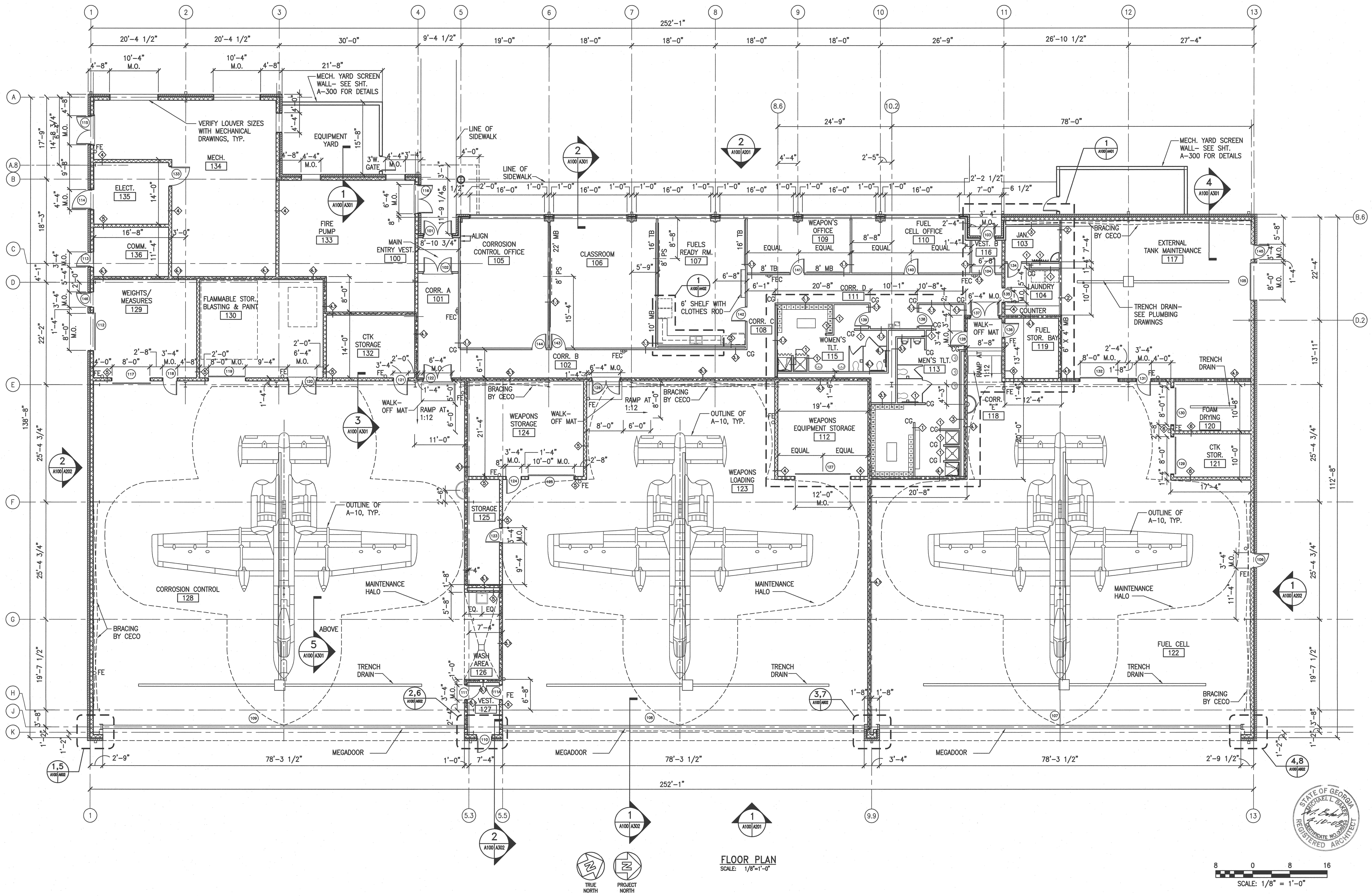
Sheet reference number:
A-100
 Sheet 15 of 69

GENERAL PLAN LEGEND:

- 4" FACE BRICK TO 12'-0" A.F.F. WITH 1" EXPANDED POLYSTYRENE BOARD IN A 2" AIR SPACE ON 8" CMU WALL WITH WATERPROOFING TO 10'-0" A.F.F., U.N.O.-OPEN CELLS TO HAVE FOAM INSULATION- 2" INSULATED METAL PANEL SYSTEM CLIPPED TO METAL STUDS.
- 5/8" GWB ON EACH SIDE OF MTL. STUDS
- 1 HR. RATED WALL
- FIRE EXTINGUISHER: LARSEN'S MP SERIES A:10# BC DRY CHEMICAL TYPE WITH SEMI-RECESSED CABINET
- FIRE EXTINGUISHER: LARSEN'S MP SERIES A:10# BC DRY CHEMICAL TYPE MOUNTED ON BRACKET
- STAINLESS STEEL CORNER GUARDS 1 1/2" X 1 1/2" X 4'-0" BY INPRO- IPC
- MARKER BOARD
- TACK BOARD
- PROJECTION SCREEN

GENERAL NOTES:

- INTERIOR FIRE-RATED WALLS ARE TO EXTEND TO BOTTOM OF ROOF AND MEET UL ASSEMBLY REQUIREMENTS.
- DIMENSIONS ARE FROM FACE OF STUD OR FACE OF CMU, U.N.O.
- COLUMN SIZES MAY VARY FROM WHAT IS SHOWN ON THE PLANS. CONTRACTOR IS TO COORDINATE NET FURRING SIZES OF COLUMNS.
- REFER TO THE MECHANICAL AND PLUMBING DRAWINGS FOR ADDITIONAL OPENINGS IN WALLS AND COORDINATE LOCATIONS.



FLOOR PLAN
 SCALE: 1/8" = 1'-0"

