CENTRAL HOUSE & GARDEN

BENTONVILLE, ARKANSAS

ISSUED FOR 100% CD
OCTOBER 02, 2026

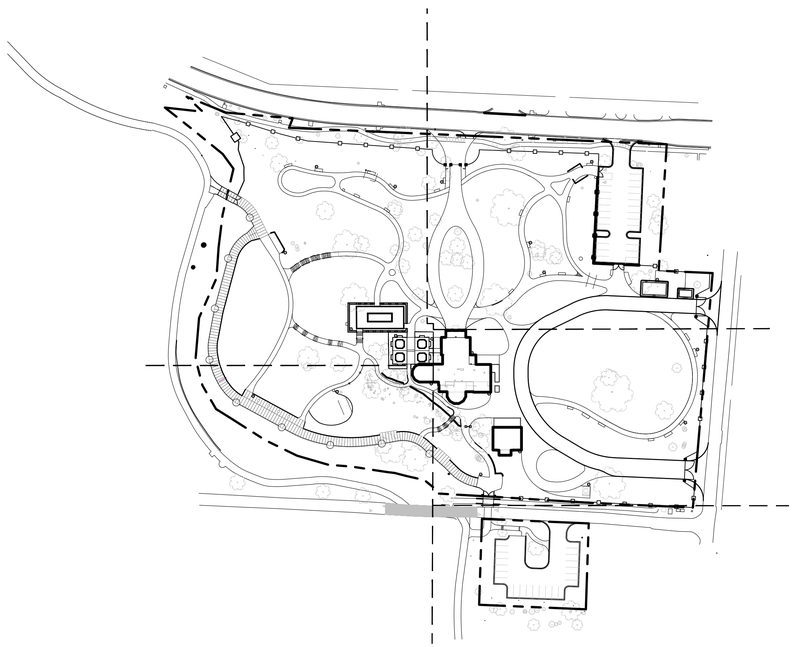

1 SITE PLAN
NTS

N

Sheet List Table

Sheet Number	Sheet Title
L-000	COVER SHEET
L-001	DRAWING SHEET LIST
L-002	GENERAL NOTES
L-100	SITE PLAN
L-110	TREE PROTECTION PLAN - SITE
L-111	TREE PROTECTION PLAN - NORTHWEST
L-112	TREE PROTECTION PLAN - NORTH
L-113	TREE PROTECTION PLAN - SOUTHWEST
L-114	TREE PROTECTION - EAST
L-115	TREE PROTECTION PLAN - SOUTH
L-120	DEMOLITION AND REMOVALS - SITE
L-121	DEMOLITION AND REMOVALS - NORTHWEST
L-122	DEMOLITION AND REMOVALS - NORTH
L-123	DEMOLITION AND REMOVALS - SOUTHWEST
L-124	DEMOLITION AND REMOVALS - EAST
L-125	DEMOLITION AND REMOVALS - SOUTH
L-200	MATERIALS PLAN - SITE
L-201	MATERIALS PLAN - NORTHWEST
L-202	MATERIALS PLAN - NORTH
L-203	MATERIALS PLAN - SOUTHWEST
L-204	MATERIALS PLAN - EAST
L-205	MATERIALS PLAN - SOUTH
L-206	MATERIALS PLAN - GARDEN ENLARGEMENT 1
L-207	MATERIALS PLAN - GARDEN ENLARGEMENT 2
L-210	SITE FURNISHING - SITE
L-211	SITE FURNISHING - NORTHWEST
L-212	SITE FURNISHING - NORTH
L-213	SITE FURNISHING - SOUTHWEST
L-214	SITE FURNISHING - EAST
L-215	SITE FURNISHING - SOUTH
L-216	SITE FURNISHING - ENLARGEMENTS
L-217	SITE FURNISHING - ENLARGEMENTS
L-218	SITE FURNISHING - ENLARGEMENTS
L-219	SITE FURNISHING - ENLARGEMENTS
L-220	SITE FURNISHING SCHEDULE
L-230	LIGHTING PLAN - SITE
L-231	LIGHTING PLAN - NORTHWEST
L-232	LIGHTING PLAN - NORTH
L-233	LIGHTING PLAN - SOUTHWEST
L-234	LIGHTING PLAN - EAST
L-235	LIGHTING PLAN - SOUTH
L-236	LIGHTING PLAN - SCHEDULE
L-300	LAYOUT PLAN - SITE
L-301	LAYOUT PLAN - NORTHWEST
L-302	LAYOUT PLAN - NORTH
L-303	LAYOUT PLAN - SOUTHWEST
L-304	LAYOUT PLAN - EAST
L-305	LAYOUT PLAN - SOUTH
L-306	LAYOUT PLAN - JOINTING ENLARGEMENT
L-400	GRADING PLAN - SITE
L-401	GRADING PLAN - NORTHWEST
L-402	GRADING PLAN - NORTH
L-403	GRADING PLAN - SOUTHWEST
L-404	GRADING PLAN - EAST
L-405	GRADING PLAN - SOUTH
L-406	GRADING PLAN - GARDEN ENLARGEMENT 1
L-407	GRADING PLAN - GARDEN ENLARGEMENT 2
L-408	GRADING PLAN - PATH ENLARGEMENT 01
L-409	GRADING PLAN - PATH ENLARGEMENT 02
L-410	GRADING PLAN - PATH ENLARGEMENT 03
L-411	GRADING PLAN - STAIRCASE ENLARGEMENT
L-500	SOILS PLAN - SITE
L-501	SOILS PLAN - NORTHWEST
L-502	SOILS PLAN - NORTH
L-503	SOILS PLAN - SOUTHWEST
L-504	SOILS PLAN - EAST
L-505	SOILS PLAN - SOUTH
L-600	PLANTING PLAN - SITE
L-601	PLANTING PLAN - NORTHWEST PLANTING AREAS
L-602	PLANTING PLAN - NORTHWEST TREES
L-603	PLANTING PLAN - NORTH PLANTING AREAS
L-604	PLANTING PLAN - NORTH TREES
L-605	PLANTING PLAN - SOUTHWEST PLANTING
L-606	PLANTING PLAN - SOUTHWEST TREES
L-607	PLANTING PLAN - EAST PLANTING AREA
L-608	PLANTING PLAN - EAST TREES
L-609	PLANTING PLAN - SOUTH
L-610.0	PLANTING PLAN - SCHEDULE 1 OF 7
L-610.1	PLANTING PLAN - SCHEDULE 2 OF 7
L-610.2	PLANTING PLAN - SCHEDULE 3 OF 7
L-610.3	PLANTING PLAN - SCHEDULE 4 OF 7
L-610.4	PLANTING PLAN - SCHEDULE 5 OF 7
L-610.5	PLANTING PLAN - SCHEDULE 6 OF 7
L-610.6	PLANTING PLAN - SCHEDULE 7 OF 7
L-660	IRRIGATION PLAN - SITE
L-661	IRRIGATION PLAN - NORTHWEST
L-662	IRRIGATION PLAN - NORTH
L-663	IRRIGATION PLAN - SOUTHWEST
L-664	IRRIGATION PLAN - EAST
L-665	IRRIGATION PLAN - SOUTH
L-700	SITE DETAILS
L-701	PAVEMENT DETAILS
L-702	PAVEMENT DETAILS
L-703	PAVEMENT DETAILS
L-704	SITE ELEMENT DETAILS
L-705	SITE ELEMENT DETAILS
L-706	SITE ELEMENT DETAILS
L-707	SITE ELEMENT DETAIL
L-708	SITE ELEMENT DETAILS
L-709	SITE ELEMENT DETAILS
L-710	SITE ELEMENT DETAILS
L-711	FENCE AND GATE DETAILS
L-712	FENCE AND GATE DETAILS
L-713	FENCE AND GATE DETAILS
L-714	FURNITURE DETAILS
L-715	FURNITURE DETAILS
L-716	FURNITURE DETAILS
L-717	PLANTING DETAILS

****NOTE:**
ADDITIONAL PLANTING ENLARGEMENTS ARE SHOWN ON SHEETS L-611 THROUGH L-660 (SEPARATE SERIES)

Dirtworks
561 SEVENTH AVENUE FLOOR 11
NEW YORK, NY 10018
(212) 589 2263

WER
901 WEST THIRD STREET
LITTLE ROCK, AR 72201
(501) 374 5300

CONSULTANTS

CIVIL ENGINEERS
CRAFTON TULL & ASSOCIATES, INC.
901 N. 47TH STREET, SUITE 400
ROGERS, AR 72756
(479) 636 4838

MEP ENGINEERS
INSIGHT ENGINEERING
322 S STATE STREET, STE 201
LITTLE ROCK, AR 72201
(501) 237 3077

STRUCTURAL ENGINEERS
ENFRA TME, LLC
BUILDING 2, 1 ALLIED DRIVE, STE 2600
LITTLE ROCK, AR 72202
(501) 666 6776

FOOD SERVICE CONSULTANT
MCKAY-LANE CONSULTING, LTD
1807 DODSON AVE
FT. SMITH, AR 72901
(479) 629 4572

ACOUSTICAL ENGINEERS
ACENTECH
620 W. GERMANTOWN PIKE, STE. 210
PLYMOUTH MEETING PA 19462
(215) 245 8244

PROJECT TITLE

CENTRAL HOUSE & GARDEN

BENTONVILLE, AR

PROJECT NUMBER: 31483

#	ISSUED FOR	DATE
	FINAL CD's	10/2/2026

KEY PLAN

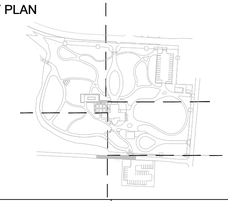

SIGN & SEAL

REGISTERED LANDSCAPE ARCHITECT
ALEX HART
License Number 712062
STATE OF ARKANSAS

DRAWN BY

CHECKED BY

SHEET TITLE

COVER SHEET

SHEET NUMBER

L-000

LIST OF DRAWING SHEETS

CIVIL (31 sheets)
C-001 CIVIL COVER SHEET
C-002 SURVEY CONTROL SHEET
C-003 LOT AND BLOCK PLAN (C)

C-101 OVERALL SITE PLAN (C)
C-102 SITE PLAN
C-103 UTILITY PLAN (C)
C-104 GRADING PLAN
C-105 PAVING PLAN
C-106 EROSION CONTROL PLAN PHASE 1
C-107 EROSION CONTROL PLAN PHASE 2

C-201 SANITARY SEWER LINE 1 P&P 1 OF 2 (C)
C-202 SANITARY SEWER LINE 1 P&P 2 OF 2 (C)
C-203 SIDEWALK UNDERDRAIN DETAIL (C)
C-204 PEDESTRIAN BRIDGE P&P (C)
C-205 HENRY STREET PEDESTRIAN CROSSING (C)

C-501 SITE DETAILS
C-502 DRAINAGE DETAILS
C-503 COB DETAILS 1 OF 2
C-504 COB DETAILS 2 OF 2
C-505 ELECTRIC ONE-LINE DIAGRAM DETAIL
C-506 SUMMARY OF QUANTITIES

BWU WATER SEWER DETAILS 1 OF 1
BWU WATER DETAILS 1 OF 2
BWU WATER DETAILS 2 OF 2
BWU SAN. SEWER DETAILS 1 OF 2
BWU SAN. SEWER DETAILS 2 OF 2
BWU LIFT STATION DETAILS 1 OF 2
BWU LIFT STATION DETAILS 2 OF 2
COB ELECTRIC LAYOUT 1 OF 3
COB ELECTRIC LAYOUT 2 OF 3
COB ELECTRIC LAYOUT 3 OF 3

GENERAL (4 sheets)
G001 GENERAL INFORMATION
G002 BUILDING CODE ANALYSIS
G003 LIFE SAFETY ANALYSIS
G004 RESTROOM REQUIREMENTS

ARCHITECTURAL (57 sheets)

AD100 DEMOLITION PLAN - BASEMENT
AD101 DEMOLITION PLAN - FIRST AND SECOND FLOORS
AD102 DEMOLITION REFLECTED CEILING PLANS
AD103 DEMOLITION EXTERIOR ELEVATIONS
AD104 DEMOLITION EXTERIOR ELEVATIONS

A100 BASEMENT FLOOR PLAN
A101 FIRST AND SECOND FLOOR PLANS
A102 DIMENSION FLOOR PLANS
A110 FIRST FLOOR REFLECTED CEILING PLANS
A111 REFLECTED CEILING PLAN DETAILS*
A120 ROOF PLAN
A121 ROOF AND GUTTER DETAILS

A200 EXTERIOR ELEVATIONS
A201 EXTERIOR ELEVATIONS

A300 BUILDING SECTIONS
A301 BUILDING SECTIONS
A302 BUILDING SECTIONS
A303 BUILDING SECTIONS
A310 WALL SECTIONS
A311 WALL SECTIONS
A312 WALL SECTIONS
A313 WALL SECTIONS
A314 WALL SECTIONS
A315 WALL SECTIONS
A316 WALL SECTIONS

A400 ENLARGED TOILET PLANS
A401 ENLARGED PREP KITCHEN PLANS
A402 ENLARGED KITCHEN PLANS
A403 ENLARGED BAR PLANS & ORDER/PICKUP
A404 ENLARGED GARDEN ROOM PLANS
A405 INTERIOR ELEVATIONS - GARDEN ROOM
A406 INTERIOR ELEVATIONS
A407 INTERIOR ELEVATIONS
A408 INTERIOR ELEVATIONS & MILLWORK DETAILS

A500 DETAILS
A501 MISC. DETAILS - HISTORIC WELL AND GATE
A502 DUMPSTER ENCLOSURE DETAILS
A503 MILLWORK DETAILS
A504 MOULDING SCHEDULE
A600 PARTITION SCHEDULE
A601 PARTITION FRAMING DETAILS
A603 DOOR SCHEDULE
A604 WINDOW SCHEDULE

A700 FINISH SCHEDULES
A701 FINISH FLOOR PLAN
A710 FURNITURE PLANS

A800 MAINTENANCE BUILDING PLANS
A810 MAINTENANCE BUILDING EXTERIOR ELEVATIONS
A820 MAINTENANCE BUILDING ENLG. PLANS AND INTERIOR ELEVS
A830 MAINTENANCE BUILDING DETAILS

A900 GREENHOUSE PLANS
A901 GREENHOUSE ELEVATIONS
A902 GREENHOUSE RENDERINGS
A903 GARDEN SHED PLANS AND ELEVATIONS
A904 GREENHOUSE & GARDEN SHED DETAILS AND SCHEDULES

KITCHEN (3 sheets)

K1 KITCHEN & BAR EQUIPMENT PLAN
K2 KITCHEN & BAR EQUIPMENT PLUMBING PLAN
K3 KITCHEN & BAR EQUIPMENT ELECTRICAL PLAN

STRUCTURAL (30 sheets)
S001 DESIGN CRITERIA & GENERAL NOTES
S002 STRUCTURAL NOTES
S003 STRUCTURAL NOTES

S100 CRAWL SPACE AND FIRST FLOOR - DEMO
S101 2nd FLR AND ROOF PLAN - DEMO
S102 BASEMENT AND CRAWL SPACE - NEW
S103 FIRST FLOOR - NEW
S104 FIRST FLOOR - ENLARGED PLAN- EXISTING BLDG
S105 FIRST FLOOR - ENLARGED PLAN
S106 2nd FLOOR - NEW
S107 ROOF PLAN - NEW
S108 ROOF PLAN - ENLARGED
S109 ROOF PLAN - ENLARGED & SECTIONS
S110 GREENHOUSE & GARDEN SHED - FOUNDATION AND FRAMING PLAN
S111 MAINTENANCE BLDG PLANS

S201 BASE PLATE AND PEDESTAL DETAILS
S202 SHEAR WALL DETAILS

S301 FOUNDATION SECTIONS
S302 FOUNDATION SECTIONS
S303 FOUNDATION SECTIONS
S304 FOUNDATION SECTIONS
S305 FOUNDATION SECTIONS
S306 FOUNDATION SECTIONS

S401 FRAMING SECTIONS
S402 FRAMING SECTIONS
S403 FRAMING SECTIONS
S404 FRAMING SECTIONS
S405 FRAMING SECTIONS
S406 FRAMING SECTIONS

S501 BRIDGE & BOARDWALK DETAILS

MECHANICAL (17 sheets)

M001 GENERAL NOTES AND LEGEND - HVAC

M101 DEMOLITION PLAN - BASEMENT - MECHANICAL
M102 DEMOLITION PLAN - FIRST FLOOR - MECHANICAL
M103 DEMOLITION PLAN - SECOND FLOOR - MECHANICAL

M201 BASEMENT FLOOR PLAN - MECHANICAL
M202 FIRST FLOOR PLAN - MECHANICAL
M203 SECOND FLOOR PLAN - MECHANICAL

M301 DETAILS - HVAC
M302 DETAILS - HVAC
M303 DETAILS - HVAC
M401 SCHEDULES - HVAC
M402 SCHEDULES - HVAC

M501 CONTROLS - HVAC
M502 CONTROLS- HVAC

M801 DEMOLITION PLAN - MAINTENANCE BUILDING - MECHANICAL
M802 MAINTENANCE BUILDING PLAN - MECHANICAL

M901 GREENHOUSE & GARDEN SHED PLAN - MECHANICAL

ELECTRICAL (21 sheets)

E001 GENERAL NOTES AND LEGEND - ELECTRICAL

E101 DEMOLITION PLAN - BASEMENT - ELECTRICAL
E102 DEMOLITION PLAN - FIRST FLOOR - ELECTRICAL
E103 DEMOLITION PLAN - SECOND FLOOR - ELECTRICAL

E201 SITE PLAN - ELECTRICAL

E301 BASEMENT FLOOR PLAN - LIGHTING
E302 BASSEMENT FLOOR PLAN - POWER AND SYSTEMS
E304 FIRST FLOOR PLAN - LIGHTING
E305 FIRST FLOOR PLAN - POWER AND SYSTEMS
E307 SECOND FLOOR PLAN - LIGHTING
E308 SECOND FLOOR PLAN - POWER AND SYSTEMS

E401 DETAILS AND DIAGRAMS - ELECTRICAL
E402 DETAILS AND DIAGRAMS - ELECTRICAL

E501 SCHEDULES - ELECTRICAL
E502 SCHEDULES - ELECTRICAL
E503 SCHEDULES - ELECTRICAL
E504 SCHEDULES - ELECTRICAL

E801 DEMOLITION PLAN - MAINTENANCE BUILDING - ELECTRICAL
E802 MAINTENANCE BUILDING PLAN - LIGHTING
E803 MAINTENANCE BUILDING PLAN - POWER AND SYSTEMS

E902 GREENHOUSE & GARDEN SHED PLAN - POWER & SYSTEMS

PLUMBING

P001 GENERAL NOTES AND LEGEND - PLUMBING

P101 DEMOLTION PLAN - BASEMENT - PLUMBING
P102 DEMOLITION PLAN - FIRST FLOOR - PLUMBING
P103 DEMOLITION PLAN - SECOND FLOOR - PLUMBING

P201 BASEMENT FLOOR PLAN - SANITARY SEWER
P202 BASEMENT FLOOR PLAN - DOMESTIC WATER
P203 FIRST FLOOR PLAN - SANITARY SEWER
P204 FIRST FLOOR PLAN - DOMESTIC WATER
P205 SECOND FLOOR PLAN - SANITARY SEWER
P206 SECOND FLOOR PLAN - DOMESTIC WATER

P301 RISER DIAGRAMS - PLUMBING
P302 RISER DIAGRAMS - PLUMBING
P303 RISER DIAGRAMS - PLUMBING
P401 DETAIL - PLUMBING
P402 DETAILS - PLUMBING
P403 DETAILS - PLUMBING

P501 SCHEDULES - PLUMBING

P801 DEMOLITION PLAN - MAINTENANCE BUILDING - PLUMBING
P802 MAINTENANCE BUILDING PLAN - PLUMBING

P901 GREENHOUSE & GARDEN SHED PLAN - PLUMBING

FIRE PROTECTION

FP001 GENERAL NOTES AND LEGEND - FIRE PROTECTION

FP201 BASEMENT FLOOR PLAN - FIRE PROTECTION
FP202 FIRST FLOOR PLAN - FIRE PROTECTION
FP203 SECOND FLOOR PLAN - FIRE PROTECTION

END OF SECTION

Dirtworks
561 SEVENTH AVENUE FLOOR 11
NEW YORK, NY 10018
(212) 589 2263

WER
901 WEST THIRD STREET
LITTLE ROCK, AR 72201
(501) 374 5300

CONSULTANTS

CIVIL ENGINEERS
CRAFTON TULL & ASSOCIATES, INC.
901 N. 47TH STREET, SUITE 400
ROGERS, AR 72756
(479) 636 4838

MEP ENGINEERS
INSIGHT ENGINEERING
322 S STATE STREET, STE 201
LITTLE ROCK, AR 72201
(501) 237 3077

STRUCTURAL ENGINEERS
ENFRA TME, LLC
BUILDING 2, 1 ALLIED DRIVE, STE 2600
LITTLE ROCK, AR 72202
(501) 666 6776

FOOD SERVICE CONSULTANT
MCKAY-LANE CONSULTING, LTD
1807 DODSON AVE
FT. SMITH, AR 72901
(479) 629 4572

ACOUSTICAL ENGINEERS
ACENTECH
620 W. GERMANTOWN PIKE, STE. 210
PLYMOUTH MEETING PA 19462
(215) 245 8244

PROJECT TITLE

CENTRAL HOUSE & GARDEN
BENTONVILLE, AR

PROJECT NUMBER: 31483

#	ISSUED FOR	DATE
	FINAL CD's	10/2/2026

KEY PLAN

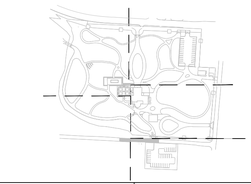

SIGN & SEAL

REGISTERED LANDSCAPE ARCHITECT
ALEX HART
License Number 712062
STATE OF ARKANSAS

DRAWN BY

CHECKED BY

SHEET TITLE

DRAWING SHEET LIST

SHEET NUMBER

L-001

ABBREVIATIONS

ALUM	ALUMINUM
AC	ACRES
APPROX	APPROXIMATE
ARCH	ARCHITECT
AVG	AVERAGE
B&B	BALL & BURLAP
BC	BOTTOM OF CURB
BF	BOTTOM OF FOOTING
BIT	BITUMINOUS
BM	BENCHMARK
BLDG	BUILDING
BR	BOTTOM OF RAMP
BS	BOTTOM OF STEP
BW	BOTTOM OF WALL
CAL	CALIPER
CB	CATCH BASIN
CI	CAST IRON
CIP	CAST IN PLACE
CJ	CONTROL JOINT
CL	CENTER LINE
CLR	CLEARANCE
CO	CLEAN OUT
COMP	COMPACTED
CM	CENTIMETER
CONC	CONCRETE
CONST	CONSTRUCTION
CONT'R	CONTRACTOR
CF	CUBIC FEET
CY	CUBIC YARD
DEMO	DEMOLISH, DEMOLITION
DF	DRINKING FOUNTAIN
DIA	DIAMETER
DIM	DIMENSION
DTL	DETAIL
DWG	DRAWING
E	EAST
EA	EACH
EJ	EXPANSION JOINT
ELV	ELEVATION
ELEC	ELECTRICAL
ENG	ENGINEER
EOR	ENGINEER OF RECORD
EQ	EQUAL
EQUIP	EQUIPMENT
EST	ESTIMATE
EW	EACH WAY
EXIST	EXISTING
FFE	FINISHED FLOOR ELEVATION
FG	FINISHED GRADE
FIN	FINISH
FL	FLOOR
FL	FLOW LINE
FH	FIRE HYDRANT
FOW	FACE OF WALL
FT	FOOT, FEET
FTG	FOOTING
GA	GAUGE
GAL	GALLON
GALV	GALVANIZED
GC	GENERAL CONTRACTOR
GR	GUARD RAIL
HB	HOSE BIB
HOR	HORIZONTAL
HP	HIGH POINT
HT	HEIGHT
ID	INSIDE DIAMETER
IN	INCH(ES)
IRR	IRRIGATION
JB	JUNCTION BOX
JT	JOINT
LA	LANDSCAPE ARCHITECT
LIN	LINEAR
LF	LINEAR FEET
LP	LOW POINT
M	METER
MAX	MAXIMUM
MH	MANHOLE
MIN	MINIMUM
MISC	MISCELLANEOUS
MON	MONUMENT
N	NORTH
NIC	NOT IN CONTRACT
NO	NUMBER
NOM	NOMINAL
NTS	NOT TO SCALE
OC	ON CENTER
OD	OUTSIDE DIAMETER
PED	PEDESTRIAN
PERF	PERFORATED
PL	PROPERTY LINE
PT	POINT OF TANGENCY
PT	POINT
PVC	POLYVINYL CHLORIDE
PVMT	PAVEMENT
R	RADIUS
REF	REFERENCE
REINF	REINFORCE(D)
REQ'D	REQUIRED
REV	REVISION, REVISED
ROW	RIGHT OF WAY
S	SOUTH
SAN	SANITARY
SCH	SCHEDULE
SEC	SECTION
SF	SQUARE FOOT (FEET)
SPEC	SPECIFICATIONS
SS	STAINLESS STEEL
STA	STATION
STD	STANDARD
STL	STEEL
SY	SQUARE YARDS
TAN	TANGENT
TBD	TO BE DETERMINED
T&B	TOP & BOTTOM
TC	TOP OF CURB
TF	TOP OF FOOTING
TOPO	TOPOGRAPHY
TR	TOP OF RAMP
TS	TOP OF STEP
TW	TOP OF WALL
TYP	TYPICAL
VAR	VARIES, VARIABLE
VEH	VEHICLE
VERT	VERTICAL
VOL	VOLUME
W	WEST
W/	WITH
W/O	WITHOUT
WWA	WELDED WIRE FABRIC
YD	YARD
@	AT
Ø	DIAMETER
'	FEET
"	INCHES
#	NUMBER

GENERAL SYMBOLS & LEGEND

- ELV #'-#" — SPOT ELEVATION MARKER
- # / L-### — SECTION REFERENCE
- # / L-### — ELEVATION REFERENCE
- # / L-### — DETAIL REFERENCE
- X# — KEYNOTE
- REVISION FROM LAST ISSUE
- REVISION ISSUE MARKER
- PROPOSED TREE
- EXISTING TREE
- PROPERTY LINE
- LIMIT OF WORK

GENERAL NOTES

1. CONSULT ALL DRAWINGS AND SPECIFICATIONS PRIOR TO BEGINNING CONSTRUCTION FOR COORDINATION REQUIREMENTS.
2. EXISTING CONDITIONS ARE TAKEN FROM EXTERNAL SITE SURVEY. INFORMATION IS PROVIDED FOR GENERAL RELATIONSHIPS ONLY. ALL RELEVANT INFORMATION SHOULD BE CONFIRMED IN THE FIELD PRIOR TO CONSTRUCTION.
3. BEFORE EARTHWORK OPERATIONS BEGIN, INSTALL ALL EROSION CONTROL MEASURES, INCLUDING WORK RELATED TO CIVIL ENGINEERING AND ALL SPECIFICATIONS. CONTRACTOR SHALL MONITOR AND REPAIR EROSION CONTROL MEASURES AS NECESSARY FOR THE DURATION OF CONSTRUCTION.
4. STORMWATER OR ANY EFFLUENT FROM CONSTRUCTION OR DRAINAGE SWALES MAY NOT CROSS PROPERTY LINES.
5. THE USER OF THESE DRAWINGS IS CAUTIONED THAT THE EXISTENCE AND LOCATION OF UNDERGROUND UTILITIES AND FOUNDATIONS AS SHOWN ARE NOT GUARANTEED, NOR IS THERE ANY GUARANTEE THAT ALL EXISTING UTILITIES, WHETHER ABANDONED OR FUNCTIONAL, ARE SHOWN ON THESE DRAWINGS.
6. PRIOR TO COMMENCING WORK, CONTRACTOR SHALL VERIFY ALL EXISTING GRADES AND THE LOCATION OF EXISTING UTILITIES AND OTHER SITE FEATURES TO REMAIN. VERIFY EXISTING CONDITIONS IN THE FIELD AND NOTIFY THE LANDSCAPE ARCHITECT IMMEDIATELY OF ANY DISCREPANCIES.
7. PRIOR TO CONSTRUCTION, THE CONTRACTOR SHALL ACCURATELY STAKE OUT ALL NEW WORK IN THE FIELD AND IMMEDIATELY NOTIFY THE LANDSCAPE ARCHITECT OF ANY DISCREPANCIES. AREAS TO RECEIVE PAVING SHALL BE STAKED OUT AND ANY ADJUSTMENT IN THEIR LOCATION, AS DIRECTED BY THE LANDSCAPE ARCHITECT, SHALL BE MADE PRIOR TO THE COMMENCEMENT OF WORK.
8. PRIOR TO EXCAVATION, STAKE CENTER OF PATHS AND SIDEWALKS FOR APPROVAL BY LANDSCAPE ARCHITECT.
9. WHEN WORKING IN AND AROUND EXISTING BUILINGS, UTILITIES, TREES AND SITE IMPROVEMENTS, CONTRACTOR SHALL EXERCISE EXTREME CARE WITH REGARD TO THE PROTECTION OF THESE FEATURES, SERVICES AND THE PUBLIC'S WELFARE. IT IS THE CONTRACTOR'S RESPONSIBILITY TO RESTORE ANY DAMAGES AT HIS OR HER OWN EXPENSE TO THE SATISFACTION OF THE OWNER.
10. PROTECT AND PRESERVE EXISTING TREES AS INDICATED ON TREE PROTECTION PLAN. BEFORE EARTHWORK OPERATIONS BEGIN, INSTALL ALL TREE PROTECTION FENCING AROUND EXISTING TREES TO BE SAVED. MAINTAIN THESE MEASURES THROUGHOUT THE PROJECT.
11. ALL DISTURBED AREAS OF THE SITE SHALL BE BROUGHT TO FINISHED CONDITION AS SOON AS POSSIBLE AFTER INITIAL DISRUPTION. SLOPES SHALL BE INITIALLY PROTECTED WITH MULCH UNTIL GROUND COVER VEGETATION CAN TAKE HOLD.
12. TEMPORARY MULCHING SHALL BE WOOD-FIBER OR PAPER FIBER MULCH OR APPROVED EQUAL AND SHALL BE APPLIED BY HYDROMULCHER AT THE RATE OF 1,500 POUNDS PER ACRE.
13. CONTRACTOR SHALL COORDINATE INSTALLATION OF LANDSCAPE FEATURES WITH WORK OF OTHER DISCIPLINES. REFER TO RELEVANT DRAWINGS AND SPECIFICATIONS.
14. THE SITE SHALL BE KEPT CLEAR OF DEBRIS THROUGHOUT THE CONSTRUCTION PERIOD. ALL MATERIALS AND DEBRIS SHALL BE CAREFULLY SECURED SO AS NOT TO CAUSE A HAZARD OR NUISANCE.
15. IF A DISCREPANCY OCCURS BETWEEN NOTES, DRAWINGS AND SPECIFICATIONS, OR BETWEEN THESE ITEMS AND FIELD CONDITIONS, THE CONTRACTOR SHALL NOTIFY THE LANDSCAPE ARCHITECT BEFORE PROCEEDING WITH THE WORK.
16. ALL WORK SHALL COMPLY WITH APPLICABLE STATE, COUNTY, AND LOCAL CODES, ORDINANCES AND REGULATIONS.
17. CONFIRM ALL SURFACE UTILITY STRUCTURES IN LANDSCAPE AREAS IN RELATION TO ENGINEERING AND ARCHITECTURAL DRAWINGS, AND NOTIFY LANDSCAPE ARCHITECT OF ANY DISCREPANCIES.

TREE PROTECTION NOTES

1. IT IS THE CONTRACTOR'S RESPONSIBILITY TO CHECK AND VERIFY ALL SITE CONDITIONS, BOTH ABOVE AND BELOW THE SURFACE, PRIOR TO COMMENCING WORK. ANY DISCREPANCIES BETWEEN INFORMATION SHOWN ON THE DRAWINGS AND ACTUAL FIELD CONDITIONS SHOULD BE BROUGHT TO THE ATTENTION OF THE LANDSCAPE ARCHITECT IN WRITING, PRIOR TO THE COMMENCEMENT OF WORK.
2. CONSTRUCTION ACCESS ROUTE IS DIAGRAMMATIC. FINAL ROUTE SHALL BE ESTABLISHED ON SITE AND APPROVED BY LANDSCAPE ARCHITECT OR THEIR REPRESENTATIVE.
3. THE CONTRACTOR SHALL BE RESPONSIBLE FOR COMPLIANCE BY ALL WORKERS AND SUBCONTRACTORS WITH THESE NOTES.
4. THE CONTRACTOR SHALL BE RESPONSIBLE FOR THE PROTECTION AND PRESERVATION OF ALL EXISTING TREES NOT LISTED FOR REMOVAL THAT ARE LOCATED COMPLETELY OR PARTIALLY WITHIN THE CONTRACT LIMIT LINE. THIS INCLUDES THE ROOT STRUCTURES OF EXISTING TREES.
5. THE CONTRACTOR SHALL NOTIFY THE LANDSCAPE ARCHITECT A MINIMUM OF 48 HOURS IN ADVANCE OF ANY WORK ON OR IMPACTING EXISTING TREES, INCLUDING BUT NOT LIMITED TO TREE PROTECTION, PRUNING, TREE REMOVAL, EXCAVATION WITHIN TREE PROTECTION ZONES, DECOMPACTION, TOPSOIL, AND PLANTING WORK.
6. THE TREE CRITICAL ROOT ZONE (CRZ) AND STRUCTURAL ROOT ZONE (SRZ) ARE DEFINED IN THE TREE PROTECTION PLAN AND TREE PROTECTION SCHEDULE.
7. THE CONTRACTOR SHALL TAKE EXTREME CARE TO PROTECT THE ROOT SYSTEMS OF EXISTING TREES. MATERIAL, EQUIPMENT, OR VEHICLES SHALL NOT BE STOCKPILED OR PARKED WITHIN THE CRZ OF ANY TREE COMPLETELY OR PARTIALLY WITHIN THE CONTRACT LIMIT LINE TO MINIMIZE SURFACE AND SUBSURFACE ROOT AND SOIL COMPACTION UNLESS OTHERWISE INDICATED IN THE DRAWINGS. IF STOCKPILING OCCURS WITHIN THE CRZ WITHOUT PROTECTION MEASURES PROVIDED AS OUTLINED IN THE DRAWINGS AND SPECIFICATIONS, A STOP WORK ORDER SHALL BE ISSUED IMMEDIATELY, AND WORK SHALL NOT RE-COMMENCE UNTIL ALL STOCKPILED MATERIAL IS REMOVED FROM THE CRZ AND MITIGATION MEASURES ARE PERFORMED TO THE SATISFACTION OF THE LANDSCAPE ARCHITECT OR THEIR REPRESENTATIVE.
8. THE CRITICAL ROOT ZONE ZONE SHALL BE COVERED WITH PLYWOOD OR GROUND PROTECTION MATS, OR A COMBINATION THEREOF, WHERE DIRECTED. SUCH COVERING SHALL BE MAINTAINED FOR THE DURATION OF THE CONTRACT AND IS NOT TO BE REMOVED UNTIL DIRECTED BY THE LANDSCAPE ARCHITECT OR THEIR REPRESENTATIVE. REMOVAL SHALL BE BY HAND OR AS SPECIFIED BY THE LANDSCAPE ARCHITECT OR THEIR REPRESENTATIVE.
9. TREE PROTECTION MEASURES SHALL BE MAINTAINED FOR THE DURATION OF THE CONTRACT AND ARE NOT TO BE REMOVED UNTIL DIRECTED BY THE LANDSCAPE ARCHITECT OR THEIR REPRESENTATIVE.
10. ALL PROPOSED TREES WITHIN THE CONTRACT LIMIT LINE ARE TO RECEIVE AT LEAST ONE (1) INCH (THE EQUIVALENT OF 750 GALLONS OF WATER PER 1,000 SQUARE FEET OF TREE PROTECTION ZONE) OF WATER PER WEEK BETWEEN THE MONTHS OF MARCH AND OCTOBER. IF RAINWATER IN ANY GIVEN WEEK IS BELOW THIS QUANTITY, THE CONTRACTOR MUST SUPPLEMENT THE AMOUNT RECEIVED BY A METHOD APPROVED BY THE DIRECTOR OF LANDSCAPE CONSTRUCTION OR THEIR REPRESENTATIVE.
11. ALL TREE PRUNING AND TREE REMOVAL IS TO BE PERFORMED IN ACCORDANCE WITH ANSI A300 STANDARDS BY AN ARBORIST HOLDING CERTIFICATION FROM THE INTERNATIONAL SOCIETY OF ARBORICULTURE (ISA) OR EQUIVALENT EDUCATION AND EXPERIENCE. ANSI PRUNING TYPES SPECIFIED ON TREE PROTECTION SCHEDULE AND TREE DIAMETERS AT BREAST HEIGHT ARE TO BE CONFIRMED BY THE LANDSCAPE ARCHITECT OR THEIR REPRESENTATIVE BEFORE PRUNING WORK IS PERFORMED.
12. THE CONTRACTOR SHALL EXERCISE EXTREME CARE IN REMOVING PAVEMENTS WITHIN THE CRITICAL ROOT ZONE OF EXISTING TREES. PAVEMENTS ARE TO BE LIFTED RATHER THAN DRAGGED. TOOLS FOR THIS ACTIVITY SHALL BE APPROVED BY THE LANDSCAPE ARCHITECT OR THEIR REPRESENTATIVE PRIOR TO THE START OF EXCAVATION.
13. **ALL EXCAVATION AND PLANT INSTALLATION WITHIN THE CRZ SHALL BE PERFORMED BY HAND OR PNEUMATICALLY, WITH MINIMAL SOIL DISTURBANCE, AND UNDER THE SUPERVISION OF THE LANDSCAPE ARCHITECT OR THEIR REPRESENTATIVE.**
14. NO ROOTS SHALL BE CUT WITHOUT THE WRITTEN AUTHORIZATION OF THE LANDSCAPE ARCHITECT OR THEIR REPRESENTATIVE.
15. EXCAVATED AREAS WITHIN THE CRZ SHALL BE BACKFILLED IMMEDIATELY OR ROOTS SHALL BE KEPT CONSTANTLY MOIST WITH BURLAP COVERED WITH WHITE PLASTIC AND CHECKED A MINIMUM OF TWO (2) TIMES A DAY, ONCE IN THE MORNING AND ONCE IN THE AFTERNOON, FOR A MAXIMUM OF FORTY-EIGHT (48) HOURS, UNTIL BACKFILL IS COMPLETE. IF DIRECTED, SOAKER HOSES SHALL BE INSTALLED TO FACILITATE PROPERLY MOIST CONDITIONS. NO POOLING OF OR CONTINUOUS RUNNING WATER SHALL OCCUR WITHIN THE CRZ OTHER THAN THAT DURING THE IRRIGATION PROCESS. IF ROOTS ARE TO BE EXPOSED FOR A PERIOD GREATER THAN 48-HOURS, THE EXPOSED AREA SHALL BE COVERED WITH AT LEAST 6-INCHES MULCH AND MAINTAINED DURING THE COURSE OF CONSTRUCTION UNTIL THE AREA CAN BE PROPERLY BACKFILLED.
16. WHEN A TREE PROTECTION DEFICIENCY, AS DETERMINED BY THE LANDSCAPE ARCHITECT OR THEIR REPRESENTATIVE, IS IDENTIFIED, IT MUST BE REMEDIED WITHIN 24-HOURS OF NOTIFICATION. FAILURE TO CORRECT THE DEFICIENCY WITHIN THIS TIMEFRAME WILL RESULT IN A STOP WORK ORDER, LIQUIDATED DAMAGES, OR BOTH.
17. ANY DAMAGE TO EXISTING TREES DURING CONSTRUCTION SHALL BE THE CONTRACTOR'S RESPONSIBILITY. THE CONTRACTOR SHALL MITIGATE SUCH DAMAGE AS DIRECTED BY THE LANDSCAPE ARCHITECT OR THEIR REPRESENTATIVE, AT THE CONTRACTOR'S EXPENSE.
18. THE CONTRACTOR SHALL BE ASSESSED RESTITUTION FOR TREES THAT ARE INJURED, IRREPARABLY DAMAGED, DESTROYED, OR REMOVED WITHOUT AUTHORIZATION.

LAYOUT AND MATERIALS NOTES

1. PRIOR TO CONSTRUCTION THE CONTRACTOR SHALL ACCURATELY STAKE OUT ALL NEW WORK IN THE FIELD AND IMMEDIATELY NOTIFY THE LANDSCAPE ARCHITECT OF ANY DISCREPANCIES. AREAS TO RECEIVE PAVING SHALL BE STAKED OUT AND ANY ADJUSTMENT IN THEIR LOCATION, AS DIRECTED BY THE LANDSCAPE ARCHITECT, SHALL BE MADE PRIOR TO THE COMMENCEMENT OF WORK.
2. THE USER OF THESE DRAWINGS IS CAUTIONED THAT UNDERGROUND UTILITIES AND FOUNDATIONS AS SHOWN ARE NOT GUARANTEED NOR IS THERE ANY GUARANTEE THAT ALL EXISTING UTILITIES AND FOUNDATIONS, WHETHER ABANDONED OR FUNCTIONAL, ARE SHOWN ON THESE DRAWINGS.
3. THE CONTRACTOR SHALL PROTECT ALL EXISTING STRUCTURES FROM DAMAGE DURING CONSTRUCTION. IT IS THE CONTRACTOR'S RESPONSIBILITY TO RESTORE AND DAMAGES AT THE CONTRACTOR'S EXPENSE TO THE SATISFACTION OF THE OWNER'S REPRESENTATIVE.
4. THE CONTRACTOR SHALL COORDINATE WITH THE LANDSCAPE ARCHITECT FOR FIELD ADJUSTMENTS OF NEW WORK TO BLEND WITH EXISTING CONDITIONS.
5. EXPANSION JOINTS ARE TO BE LOCATED AT THE JUNCTION OF ALL CURBS, STEPS, WALLS AND LOCATIONS WHERE A VERTICAL MASONRY FACE MEETS A HORIZONTAL MASONRY SURFACE OR BUILDING FOUNDATION, AND IN OTHER LOCATIONS SHOWN ON THE DRAWINGS.
6. ALL LINES AND DIMENSIONS ARE PARALLEL OR PERPENDICULAR TO THE LINES FROM WITH THEY ARE MEASURED, UNLESS OTHERWISE INDICATED ON THE DRAWINGS.
7. ALL DIMENSIONS ARE TO BE FACE OF CURB UNLESS OTHERWISE NOTED.
8. CONFIRM ALL SURFACE UTILITY STRUCTURES IN LANDSCAPE AREAS WITH ENGINEERING AND ARCHITECTURAL DRAWINGS, AND NOTIFY LANDSCAPE ARCHITECT OF ANY DISCREPANCIES.
9. TRANSITIONS FROM NEW EDGES TO EXISTING SHALL BE CLEAN, SMOOTH AND EVEN. THE CONTRACTOR SHALL COORDINATE WITH THE LANDSCAPE ARCHITECT FOR FIELD ADJUSTMENTS OF NEW WORK TO BLEND WITH EXISTING CONDITIONS, IF NECESSARY.

GRADING NOTES

1. PRIOR TO COMMENCING WORK, CONTRACTOR SHALL VERIFY ALL EXISTING GRADES AND THE LOCATION OF EXISTING UTILITIES AND OTHER SITE FEATURES TO REMAIN. VERIFY EXISTING CONDITIONS IN THE FIELD AND NOTIFY THE LANDSCAPE ARCHITECT IMMEDIATELY OF ANY DISCREPANCIES.
2. BEFORE EARTHWORK OPERATIONS BEGIN, INSTALL ALL EROSION CONTROL. CONTRACTOR SHALL MONITOR AND REPAIR EROSION CONTROL MEASURES AS NECESSARY FOR THE DURATION OF CONSTRUCTION.
3. THE CONTRACTOR SHALL EXERCISE CARE DURING SITE CLEARING AND EARTHWORK OPERATIONS TO PROTECT UTILITIES, THE PUBLIC'S WELFARE AND EXISTING SITE IMPROVEMENTS TO REMAIN. IT IS THE CONTRACTOR'S RESPONSIBILITY TO RESTORE AND DAMAGES AT HIS OR HER OWN EXPENSE TO THE SATISFACTION OF THE OWNER.
4. PRIOR TO CONSTRUCTION, THE CONTRACTOR SHALL ACCURATELY STAKE OUT ALL PROPOSED GRADES IN THE FIELD AND IMMEDIATELY NOTIFY THE LANDSCAPE ARCHITECT OF ANY DISCREPANCIES. THE GRADES OF AREAS TO RECEIVE PAVING SHALL BE STAKED AND ANY ADJUSTMENT IN THEIR LOCATION, AS DIRECTED BY THE LANDSCAPE ARCHITECT, SHALL BE MADE PRIOR TO THE COMMENCEMENT OF WORK.
5. TRANSITIONS FROM ALL EXISTING TO NEW SURFACES AND LAWNS SHALL BE CLEAN, SMOOTH AND EVEN.
6. PITCH GRADES AWAY FROM BUILDINGS UNLESS OTHERWISE SPECIFICALLY NOTED. ALL GRADING TO BE PERFORMED SHALL CREATE POSITIVE DRAINAGE TOWARD INTENDED DRAINAGE STRUCTURES OR ELEMENTS. SPOT ELEVATIONS ARE MEANT AS A GUIDE ONLY.
7. THE CONTRACTOR SHALL COORDINATE WITH THE LANDSCAPE ARCHITECT FOR FIELD ADJUSTMENTS OF NEW WORK TO BLEND WITH EXISTING CONDITIONS. LANDSCAPE ARCHITECT MAY DIRECT LANDFORMS TO BE AMENDED LARGER OR SMALLER IN THE FIELD.
8. ALL FINAL GRADING SHALL BE APPROVED BY THE LANDSCAPE ARCHITECT PRIOR TO PAVING, PLANTING, AND SEEDING.
9. THE SITE SHALL BE KEPT CLEAR OF DEBRIS THROUGHOUT THE CONSTRUCTION PERIOD. ALL MATERIALS AND DEBRIS SHALL BE CAREFULLY SECURED SO AS NOT TO CAUSE A HAZARD OR NUISANCE.
10. ALL EXCAVATED MATERIAL NOT REQUIRED FOR GRADING OR OTHER APPROVED PURPOSE SHALL BE REMOVED PROMPTLY FROM THE SITE AND DISPOSED OF LEGALLY OFF PROPERTY AT CONTRACTOR'S EXPENSE.

LIGHTING NOTES

1. LANDSCAPE CONTRACTOR IS OBLIGATED TO REFER TO THE LIGHTING PLANS FOR THE LOCATIONS OF THE FIXTURES RELATIVE TO THE PROPOSED HARDSCAPE AND PLANTING PLANS.
2. FINAL PLACEMENT OF ALL FIXTURES TO BE VERIFIED BY LANDSCAPE ARCHITECT.
3. THE CONTRACTOR SHALL PROVIDE A COMPLETE LAYOUT DRAWING TO ESTABLISH AN OPERABLE SYSTEM IN COMPLIANCE WITH THE SPECIFICATIONS, LOCAL CODES AND REGULATIONS.
4. THE ELECTRICAL/LIGHTING CONTRACTOR IS RESPONSIBLE TO COORDINATE PLACEMENT OF SLEEVES PRIOR TO PAVING AND DECKING INSTALLATION.
5. THE ELECTRICAL/LIGHTING CONTRACTOR IS RESPONSIBLE FOR ALL PERMITS, LICENSES AND ASSOCIATED FEES REQUIRED TO INSTALL THE SYSTEM.
6. THE LIGHTING/ELECTRICAL CONTRACTOR IS RESPONSIBLE FOR CONTACTING UTILITIES COMPANIES, COMMUNICATIONS PROVIDERS AND OTHER RELEVANT ENTITIES TO SECURE PROPER PERMITS.
7. IF PROVIDED, ELECTRICAL CONDUIT LAYOUT IS DIAGRAMMATIC ON DOCUMENTS. ADJUST LOCATIONS ON SITE TO ACCOMMODATE EXISTING CONDITIONS AND ACHIEVE MINIMAL IMPACT TO SITE. COORDINATE ANY CONFLICTS WITH LANDSCAPE ARCHITECT PRIOR TO INSTALLATION.
8. IF THE LIGHTING SCHEDULE AND PLAN CONFLICTS, THE HIGHER QUANTITY SHALL GOVERN.
9. COORDINATE TRANSFORMER PRODUCT, LOCATION, AND SWITCHING WITH MEP DOCUMENTS. VERIFY SWITCHES AND TIMERS WITH ARCHITECT AND/OR LANDSCAPE ARCHITECT.

PLANTING NOTES

1. THE CONTRACTOR SHALL VERIFY FIELD CONDITIONS PRIOR TO COMMENCING PLANTING WORK. NOTIFY THE LANDSCAPE ARCHITECT IMMEDIATELY WHEN CONDITIONS DETRIMENTAL TO NEW AND EXISTING PLANT MATERIAL ARE ENCOUNTERED.
2. ALL PLANT MATERIAL SHALL CONFORM TO AMERICAN ASSOCIATION OF NURSERYMAN'S STANDARDS. PLANT MATERIAL SHALL BE TYPICAL OF SPECIES AND VARIETY AND SHALL BE CORRECTLY LABELED.
3. ALL TREES SHALL BE FRESHLY DUG AND DELIVERED TO THE SITE AS REQUIRED FOR IMMEDIATE PLANTING. IF PLANTING IS DELAYED FOR MORE THAN 6 HOURS AFTER DELIVERY, PROTECT TREES IN SHADED AREA. PROTECT FROM WEATHER AND MECHANICAL DAMAGE. KEEP ROOTS MOIST BY COVERING WITH MULCH, BURLAP OR OTHER ACCEPTABLE MEANS OF RETAINING MOISTURE.
4. PLANTING GROUPS AS SHOWN ON THE PLAN ARE DIAGRAMMATIC ONLY. ACTUAL MASSING OF PLANT MATERIAL MAY VARY DUE TO EXISTING FIELD CONDITIONS. PRIOR TO DIGGING FOR PLANT INSTALLATION, PLACE ALL PLANTS FOR APPROVAL IN THEIR RELATIVE POSITIONS AS INDICATION ON THE PLAN FOR INSPECTION BY LANDSCAPE ARCHITECT. MAKE ADJUSTMENTS TO PLANT LOCATIONS AS DIRECTED BY THE LANDSCAPE ARCHITECT.
5. NO PLANTING WORK SHALL BE PERFORMED IF SOIL IS MUDDY OR IN FROZEN CONDITION.
6. TEST TREE PITS FOR DRAINAGE BEFORE PLANTING. TREE PIT SHALL BE FREE OF TWO INCHES OF STANDING WATER WITHIN ONE HOUR. DO NOT PLANT TREE IN PIT IF WATER IS STILL EVIDENT, AND NOTIFY LANDSCAPE ARCHITECT IF THIS CONDITION IS ENCOUNTERED.
7. IF ANY DISCREPANCIES OCCUR BETWEEN THE QUANTITIES CALLED FOR ON THE PLANT LIST AND THOSE DICTATED ON THE PLANS, THE GREATER QUANTITY SHALL GOVERN.
8. NO PLANT WILL BE ACCEPTED WHICH DISPLAYS SIGNIFICANT IRREGULARITIES OR MECHANICAL DAMAGE. ANY PLANTS DEEMED BY LANDSCAPE ARCHITECT TO BE NOT IN SATISFACTORY HEALTH OR CONDITION AT THE TIME OF PLANTING SHALL BE REPLACED AT THE CONTRACTOR'S EXPENSE.
9. INSTALL ALL PLANTS ACCORDING TO THE PLANTING DETAIL, SPECIFICATIONS, AND NOTES. REMOVE ALL BURLAP, CORDS, TIES AND OTHER WRAPPING MATERIALS FROM THE ROOT BALLS. WIRE ROOTBALL CAGES MAY REMAIN IF TOP HALF IS FOLDED BENEATH SURFACE GRADE, AS APPROVED BY LANDSCAPE ARCHITECT.
10. PROVIDE NEW TOPSOIL AS NECESSARY TO COMPLETE THE PLANTING WORK AND AMEND AS INDICATED. PLANT ALL PLANTS SO THAT THE TOP OF THE ROOT BALL IS SLIGHTLY ABOVE THE SURROUNDING SOIL LEVEL. MULCH ALL PLANT BEDS AND TREE SAUCERS WITH 2" OF SHREDDED BARK MULCH. DO NOT ALLOW MULCH TO CONTACT THE TRUNKS OF TREES OR SHRUBS.
11. ALL TREE PLANTING TO BE COORDINATED WITH AS-BUILT UTILITIES. TREES TO BE LOCATED A MINIMUM OF 5' FROM ACTIVE LINES UNLESS OTHERWISE DIRECTED BY LANDSCAPE ARCHITECT.
12. THOROUGHLY WATER PLANTS AFTER PLANTING. LANDSCAPE CONTRACTOR RESPONSIBLE FOR WATERING PLANTINGS FOR GROWING PERIOD OF ONE YEAR OR UNTIL ESTABLISHED, UNLESS OTHERWISE DIRECTED IN DRAWINGS OR SPECIFICATIONS.
13. PROVIDE ONE GROWING SEASON REPLACEMENT GUARANTEE FOR NEW PLANTS. SEE SPECIFICATIONS.
14. IN THE EVENT THE LANDSCAPE ARCHITECT IS NOT AVAILABLE TO TAG THE SELECTED PLANT MATERIAL AT NURSERY, LANDSCAPE ARCHITECT MAY APPROVE PLANT PHOTOGRAPHS OF ACTUAL MATERIAL IN THE NURSERY AS STATED IN SPECIFICATION.
15. THE LANDSCAPE ARCHITECT SHALL DIRECT THE FINAL LOCATION AND ORIENTATION OF PLANTS.
16. **NO SUBSTITUTIONS ARE TO BE MADE** WITHOUT THE WRITTEN CONSENT OF THE LANDSCAPE ARCHITECT. SUBMIT PROPOSED SUBSTITUTIONS IN ADVANCE TO LANDSCAPE ARCHITECT FOR REVIEW.
17. ALL PLANTS MUST BE CORRECTLY LABELED WHEN THEY ARE DELIVERED TO THE SITE.
18. THE CONTRACTOR IS RESPONSIBLE FOR ALL PREVENTATIVE AND PROTECTIVE MEASURES DURING CONSTRUCTION PROCESS TO ENSURE PLANT MATERIAL SAFETY FROM ALL CONSTRUCTION ACTIVITIES. DESTROYED OR DAMAGED PLANT MATERIAL WILL BE REPLACED BY CONTRACTOR AT NO EXTRA EXPENSE TO CLIENT.

IRRIGATION NOTES

1. PROVIDE FULL AND COMPLETE HIGH EFFICIENCY PERMANENT IRRIGATION COVERAGE FOR ALL PLANTINGS AS NOTED ON THE PLANS. SEE SPECIFICATIONS FOR REQUIREMENTS.
2. THE CONTRACTOR IS TO PROVIDE A COMPLETE LAYOUT DRAWING TO ESTABLISH AN OPERABLE SYSTEM IN COMPLIANCE WITH THE SPECIFICATIONS, LOCAL CODES AND REGULATIONS.
3. THE CONTRACTOR SHALL SUBMIT SHOP DRAWINGS TO THE LANDSCAPE ARCHITECT INDICATING FULL AND COMPLETE COVERAGE OF ALL AREAS NOTED TO RECEIVE IRRIGATION PRIOR TO CONSTRUCTION. SHOP DRAWINGS SHALL ILLUSTRATE CONNECTION TO WATER SOURCE, TYPE OF HEADS, VALVE LOCATIONS, PIPING AND ACCESSORIES. SHOW DESIGN PRESSURE, VALVE SIZES, GPM REQUIREMENTS AND PIPE SIZES.
4. SYSTEM IS TO BE INSTALLED IN PHASES ACCORDING TO PLANTING SCHEDULE. TEMPORARY WATERING MAY BE NECESSARY FOR EARLIER PHASES BEFORE A DEDICATED WATER SOURCE HAS BEEN ESTABLISHED.
5. USE APPROVED SLOW-RELEASE WATERING BAGS FOR ALL TREES DURING ESTABLISHMENT PERIOD.
6. SYSTEM IS TO CONSIST OF SEPARATE DRIP EMITTER ZONES AND SPRAY HEAD ZONES, EACH WITH SEPARATE VALVES AND STATIONS ON THE CONTROLLER, PER RECOMMENDATION OF IRRIGATION PROFESSIONAL ON SHOP DRAWINGS APPROVED BY LANDSCAPE ARCHITECT.
7. REFER TO PLUMBING DRAWINGS FOR LOCATION OF WATER SOURCE.
8. CONTROLLER IS TO BE LOCATED WITHIN A LOCKABLE CABINET. CONTROLLER MUST HAVE DUAL PROGRAMMING, DRIP STATION AND BE CAPABLE OF MULTIPLE VALVES PER STATION.
9. RAIN CUT-OFF SENSORS SHALL BE MOUNTED TO THE BUILDING AND LOCATED IN AN EXPOSED LOCATION, SO THAT RAIN CUT-OFF SWITCH INTERRUPTS VALVE COMMON AND LEAVES CLOCK ACTIVATED.
10. PROVIDE PVC SLEEVES FOR IRRIGATION PIPES AND WIRING THAT CROSS UNDER HARDSCAPE. COMBINE PIPING WHENEVER POSSIBLE TO REDUCE QUANTITY OF SLEEVING MATERIALS.
11. IT SHALL BE THE RESPONSIBILITY OF THE IRRIGATION CONTRACTOR TO COORDINATE THE INSTALLATION OF IRRIGATION SLEEVES PRIOR TO THE INSTALLATION OF PLANTING. NOTE ANY POTENTIAL CONFLICTS WITH BUILT OR PLANNED CONSTRUCTION, AND COORDINATE THESE WITH LANDSCAPE ARCHITECT PRIOR TO CONSTRUCTION.
12. DRIP IRRIGATION LINES SHALL BE INSTALLED BENEATH MULCH AND MUST NOT BE VISIBLE IN COMPLETED LANDSCAPE. DRIP DISTRIBUTION PIPES SHALL BE COORDINATED WITH IRRIGATION SLEEVES WHERE NECESSARY.
13. ADJUST ALL IRRIGATION EQUIPMENT SO THAT HARDSCAPE AND BUILDINGS REMAIN DRY OF DIRECT SPRAY OR EXCESS WATER RUNOFF.
14. IF IRRIGATION NOT INSTALLED, LANDSCAPE CONTRACTOR IS RESPONSIBLE FOR HAND WATERING OR SPRINKLER SYSTEM WATERING PLANTINGS FOR A ONE YEAR GROWING SEASON OR UNTIL PLANTINGS ARE ESTABLISHED UNLESS OTHERWISE SPECIFIED IN DRAWINGS OR SPECIFICATIONS.

Dirtworks
561 SEVENTH AVENUE FLOOR 11
NEW YORK, NY 10018
(212) 589 2263

WER
901 WEST THIRD STREET
LITTLE ROCK, AR 72201
(501) 374 5300

CONSULTANTS

CIVIL ENGINEERS
CRAFTON TULL & ASSOCIATES, INC.
901 N. 47TH STREET, SUITE 400
ROGERS, AR 72756
(479) 636 4838

MEP ENGINEERS
INSIGHT ENGINEERING
322 S STATE STREET, STE 201
LITTLE ROCK, AR 72201
(501) 237 3077

STRUCTURAL ENGINEERS
ENFRA TME, LLC
BUILDING 2,

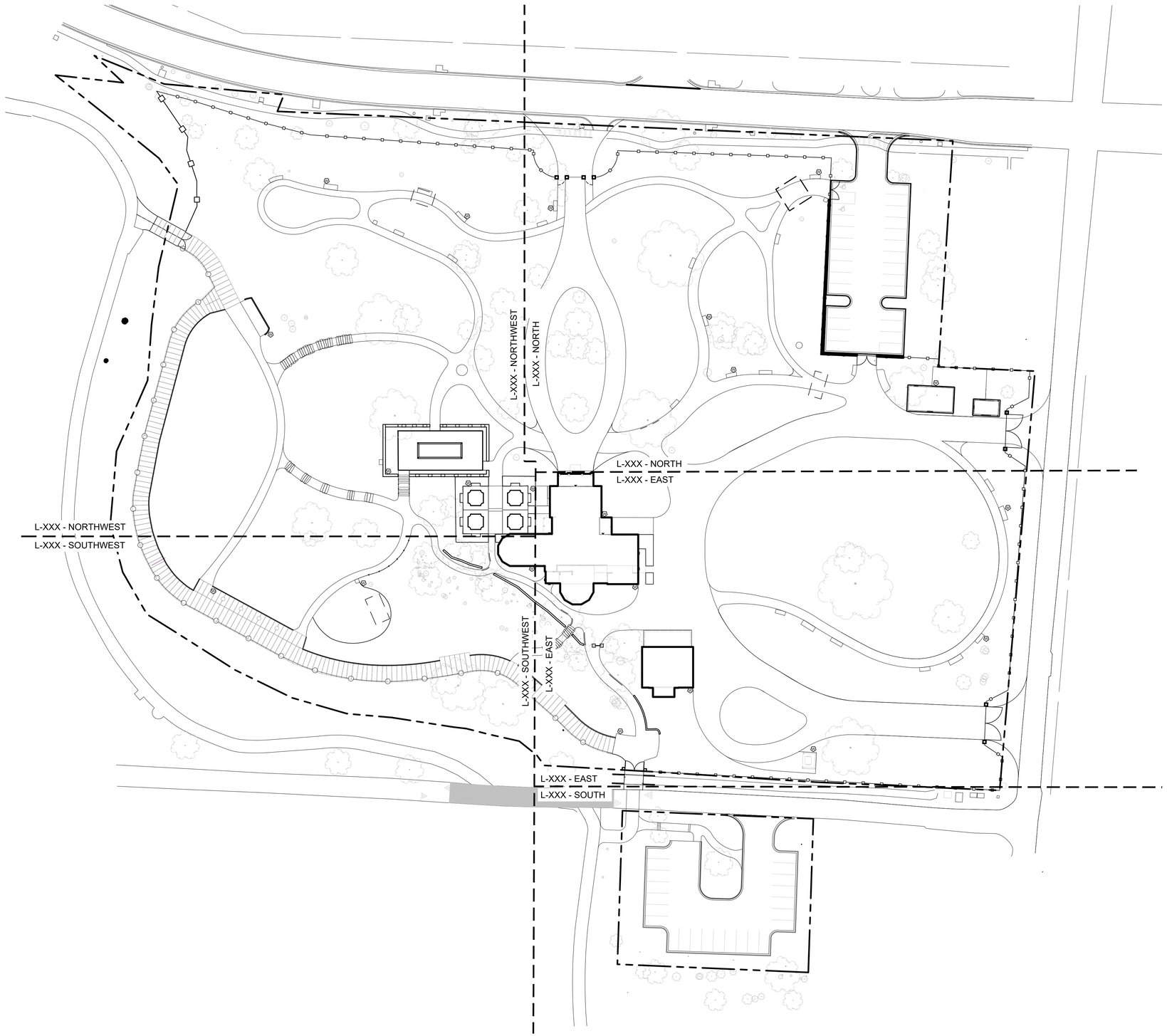

GENERAL LEGEND	
▲	BUILDING ACCESS
	BUILDING FOOTPRINT
	PROPERTY LINE
	MATCH LINE
	EXISTING TREE

1 SITE PLAN
1"=40'-0"

0 40' 80'
1" = 40'-0"

N

Dirtworks
561 SEVENTH AVENUE FLOOR 11
NEW YORK, NY 10018
(212) 589 2263

WER
901 WEST THIRD STREET
LITTLE ROCK, AR 72201
(501) 374 5300

CONSULTANTS

CIVIL ENGINEERS
CRAFTON TULL & ASSOCIATES, INC.
901 N. 47TH STREET, SUITE 400
ROGERS, AR 72756
(479) 636 4838

MEP ENGINEERS
INSIGHT ENGINEERING
322 S STATE STREET, STE 201
LITTLE ROCK, AR 72201
(501) 237 3077

STRUCTURAL ENGINEERS
ENFRA TME, LLC
BUILDING 2, 1 ALLIED DRIVE, STE 2600
LITTLE ROCK, AR 72202
(501) 666 6776

FOOD SERVICE CONSULTANT
MCKAY-LANE CONSULTING, LTD
1807 DODSON AVE
FT. SMITH, AR 72901
(479) 629 4572

ACOUSTICAL ENGINEERS
ACENTECH
620 W. GERMANTOWN PIKE, STE. 210
PLYMOUTH MEETING PA 19462
(215) 245 8244

PROJECT TITLE

CENTRAL HOUSE & GARDEN

BENTONVILLE, AR

PROJECT NUMBER: 31483

#	ISSUED FOR	DATE
	FINAL CD's	10/2/2026

KEY PLAN

SIGN & SEAL

REGISTERED LANDSCAPE ARCHITECT
ALEX HART
License Number 712062
STATE OF ARKANSAS

DRAWN BY

CHECKED BY

SHEET TITLE

SITE PLAN

SHEET NUMBER

L-100

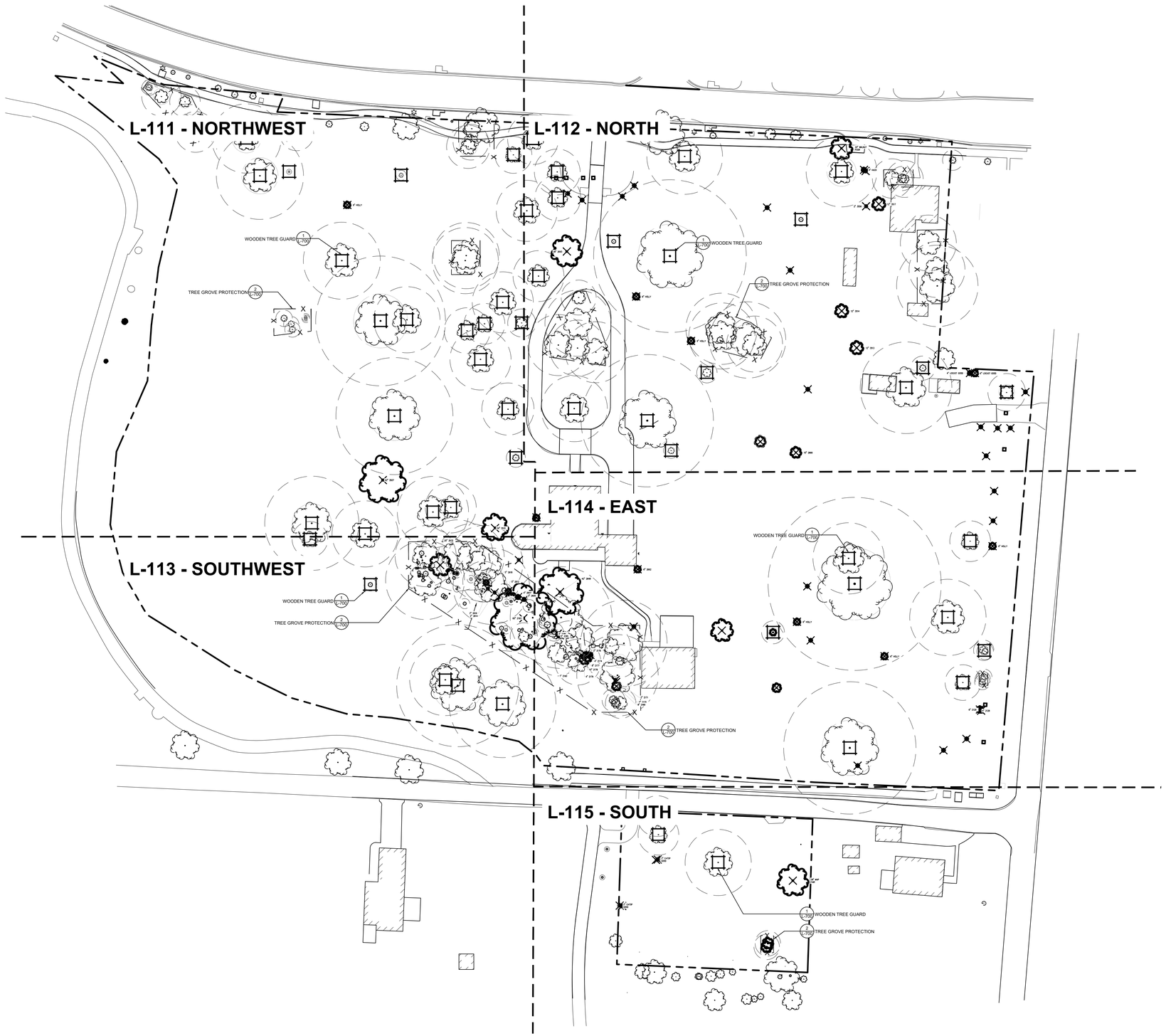

GENERAL LEGEND	
▲	BUILDING ACCESS
	BUILDING FOOTPRINT
	PROPERTY LINE
	MATCH LINE
	EXISTING TREE
	EXISTING FENCE
	UTILITIES
TREE PROTECTION LEGEND	
X	REMOVE TREE
— x —	SNOW FENCE, 2/L-700
	WOODEN TREE GUARD, 1/L-700
	STRUCTURAL ROOT ZONE, LIMIT OF HAND EXCAVATION
	CRITICAL ROOT ZONE
#XX	TREE #, EXISTING TREE AS PER INVENTORY

1 TREE PROTECTION PLAN - SITE
1"=40'-0"

0 40' 80'
1" = 40'-0"

N

Dirtworks
561 SEVENTH AVENUE FLOOR 11
NEW YORK, NY 10018
(212) 589 2263

WER
901 WEST THIRD STREET
LITTLE ROCK, AR 72201
(501) 374 5300

CONSULTANTS

CIVIL ENGINEERS
CRAFTON TULL & ASSOCIATES, INC.
901 N. 47TH STREET, SUITE 400
ROGERS, AR 72756
(479) 636 4838

MEP ENGINEERS
INSIGHT ENGINEERING
322 S STATE STREET, STE 201
LITTLE ROCK, AR 72201
(501) 237 3077

STRUCTURAL ENGINEERS
ENFRA TME, LLC
BUILDING 2, 1 ALLIED DRIVE, STE 2600
LITTLE ROCK, AR 72202
(501) 666 6776

FOOD SERVICE CONSULTANT
MCKAY-LANE CONSULTING, LTD
1807 DODSON AVE
FT. SMITH, AR 72901
(479) 629 4572

ACOUSTICAL ENGINEERS
ACENTECH
620 W. GERMANTOWN PIKE, STE. 210
PLYMOUTH MEETING PA 19462
(215) 245 8244

PROJECT TITLE

CENTRAL HOUSE & GARDEN

BENTONVILLE, AR

PROJECT NUMBER: 31483

#	ISSUED FOR	DATE
	FINAL CD's	10/2/2026

KEY PLAN

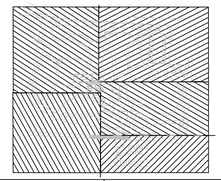

SIGN & SEAL

REGISTERED LANDSCAPE ARCHITECT
ALEX HART
License Number 712062
STATE OF ARKANSAS

DRAWN BY

CHECKED BY

SHEET TITLE

TREE PROTECTION PLAN - SITE

SHEET NUMBER

L-110

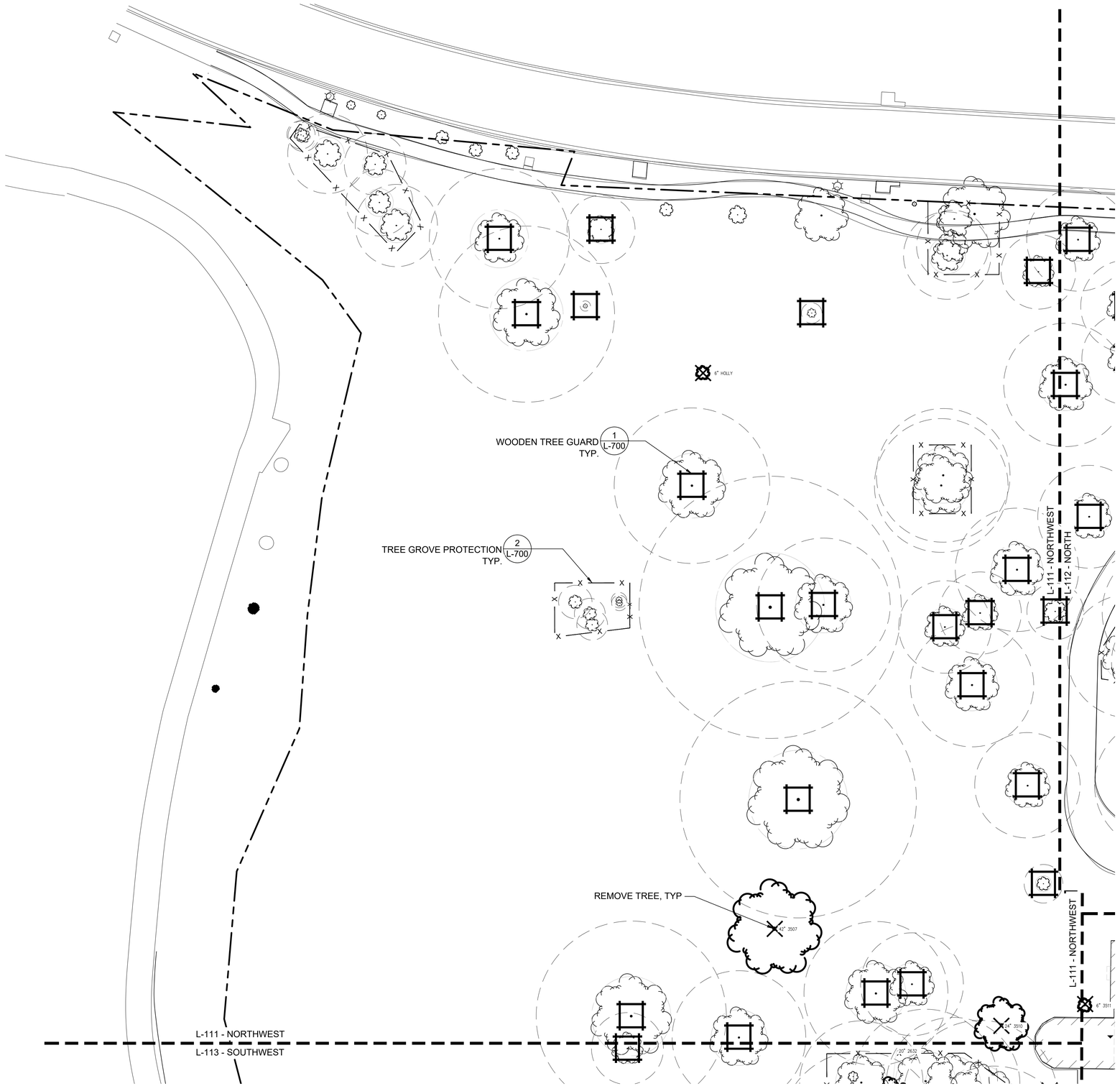

1 TREE PROTECTION PLAN - NORTHWEST

1"=20'-0"

0 20' 40'

1" = 20'-0"

N

GENERAL LEGEND	
	BUILDING ACCESS
	BUILDING FOOTPRINT
	PROPERTY LINE
	MATCH LINE
	EXISTING TREE
	EXISTING FENCE
	UTILITIES
TREE PROTECTION LEGEND	
	REMOVE TREE
x	SNOW FENCE, 2/L-700
	WOODEN TREE GUARD, 1/L-700
	STRUCTURAL ROOT ZONE, LIMIT OF HAND EXCAVATION
	CRITICAL ROOT ZONE
#XX	TREE #, EXISTING TREE AS PER INVENTORY

Dirtworks
561 SEVENTH AVENUE FLOOR 11
NEW YORK, NY 10018
(212) 589 2263

WER
901 WEST THIRD STREET
LITTLE ROCK, AR 72201
(501) 374 5300

CONSULTANTS

CIVIL ENGINEERS
CRAFTON TULL & ASSOCIATES, INC.
901 N. 47TH STREET, SUITE 400
ROGERS, AR 72756
(479) 636 4838

MEP ENGINEERS
INSIGHT ENGINEERING
322 S STATE STREET, STE 201
LITTLE ROCK, AR 72201
(501) 237 3077

STRUCTURAL ENGINEERS
ENFRA TME, LLC
BUILDING 2, 1 ALLIED DRIVE, STE 2600
LITTLE ROCK, AR 72202
(501) 666 6776

FOOD SERVICE CONSULTANT
MCKAY-LANE CONSULTING, LTD
1807 DODSON AVE
FT. SMITH, AR 72901
(479) 629 4572

ACOUSTICAL ENGINEERS
ACENTECH
620 W. GERMANTOWN PIKE, STE. 210
PLYMOUTH MEETING PA 19462
(215) 245 8244

PROJECT TITLE

CENTRAL HOUSE & GARDEN

BENTONVILLE, AR

PROJECT NUMBER: 31483

#	ISSUED FOR	DATE
	FINAL CD's	10/2/2026

KEY PLAN

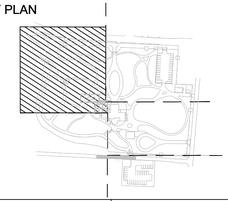

SIGN & SEAL

REGISTERED LANDSCAPE ARCHITECT
ALEX HART
License Number 712062
STATE OF ARKANSAS

DRAWN BY

CHECKED BY

SHEET TITLE

TREE PROTECTION PLAN - NORTHWEST

SHEET NUMBER

L-111

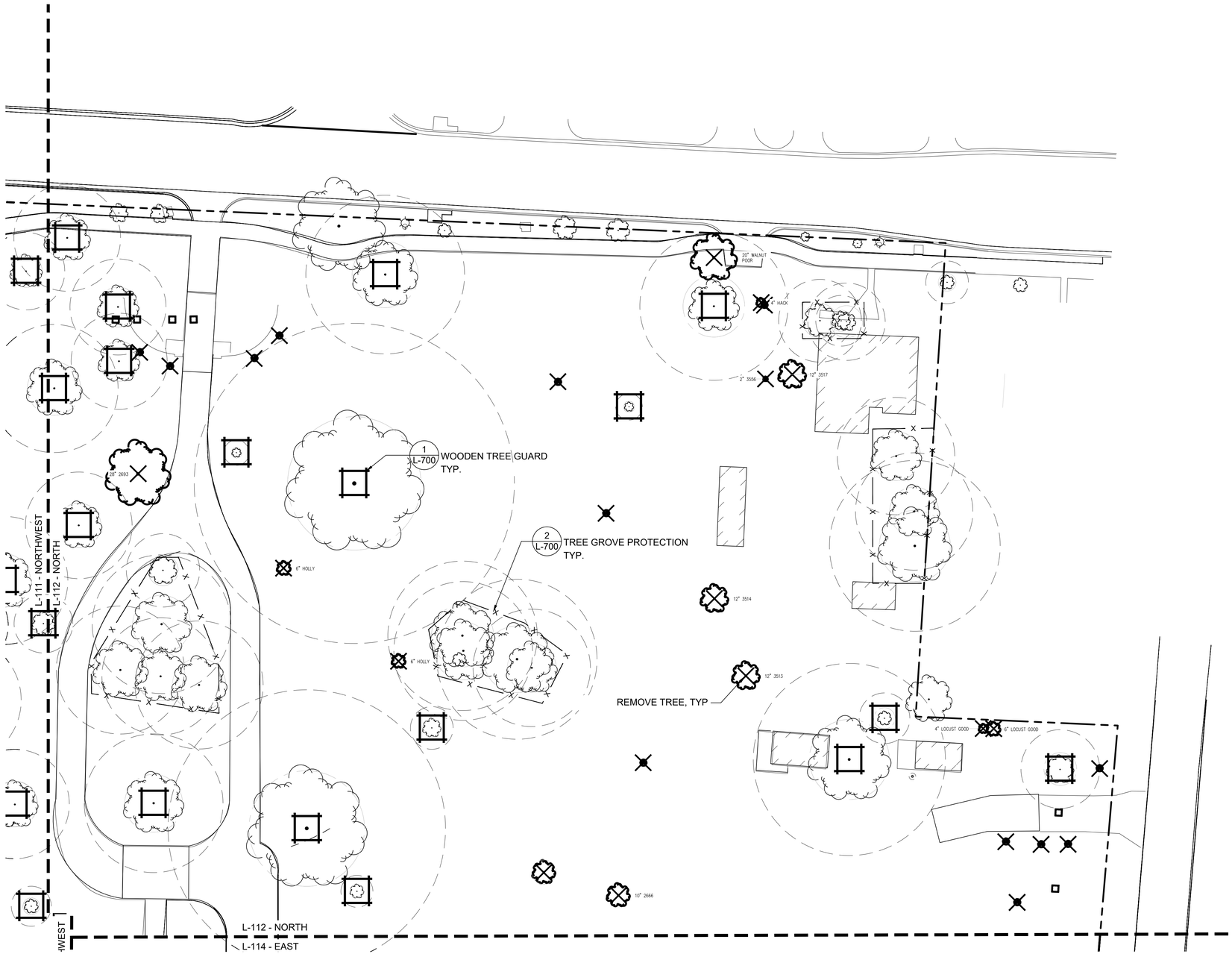

1 TREE PROTECTION PLAN - NORTH

1"=20'-0"

0 20' 40'

1" = 20'-0"

N

GENERAL LEGEND	
	BUILDING ACCESS
	BUILDING FOOTPRINT
	PROPERTY LINE
	MATCH LINE
	EXISTING TREE
	EXISTING FENCE
	UTILITIES
TREE PROTECTION LEGEND	
	REMOVE TREE
x	SNOW FENCE, 2/L-700
	WOODEN TREE GUARD, 1/L-700
	STRUCTURAL ROOT ZONE, LIMIT OF HAND EXCAVATION
	CRITICAL ROOT ZONE
#XX	TREE #, EXISTING TREE AS PER INVENTORY

Dirtworks
561 SEVENTH AVENUE FLOOR 11
NEW YORK, NY 10018
(212) 589 2263

WER
901 WEST THIRD STREET
LITTLE ROCK, AR 72201
(501) 374 5300

CONSULTANTS

CIVIL ENGINEERS
CRAFTON TULL & ASSOCIATES, INC.
901 N. 47TH STREET, SUITE 400
ROGERS, AR 72756
(479) 636 4838

MEP ENGINEERS
INSIGHT ENGINEERING
322 S STATE STREET, STE 201
LITTLE ROCK, AR 72201
(501) 237 3077

STRUCTURAL ENGINEERS
ENFRA TME, LLC
BUILDING 2, 1 ALLIED DRIVE, STE 2600
LITTLE ROCK, AR 72202
(501) 666 6776

FOOD SERVICE CONSULTANT
MCKAY-LANE CONSULTING, LTD
1807 DODSON AVE
FT. SMITH, AR 72901
(479) 629 4572

ACOUSTICAL ENGINEERS
ACENTECH
620 W. GERMANTOWN PIKE, STE. 210
PLYMOUTH MEETING PA 19462
(215) 245 8244

PROJECT TITLE

CENTRAL HOUSE & GARDEN

BENTONVILLE, AR

PROJECT NUMBER: 31483

#	ISSUED FOR	DATE
	FINAL CD's	10/2/2026

KEY PLAN

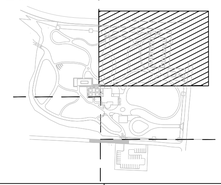

SIGN & SEAL

REGISTERED LANDSCAPE ARCHITECT
ALEX HART
License Number 712062
STATE OF ARKANSAS

DRAWN BY

CHECKED BY

SHEET TITLE

TREE PROTECTION PLAN - NORTH

SHEET NUMBER

L-112

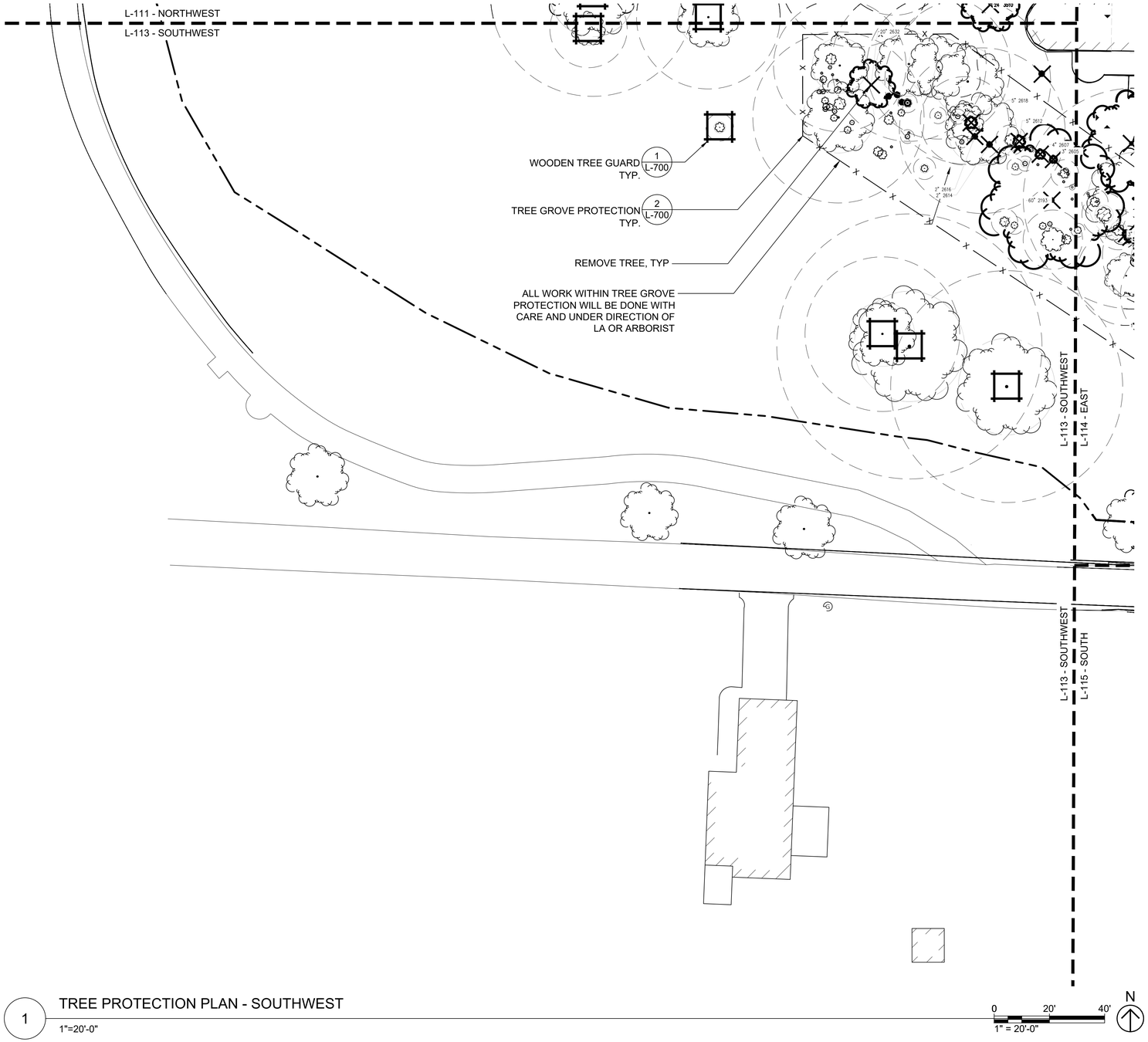

1 TREE PROTECTION PLAN - SOUTHWEST

1"=20'-0"

GENERAL LEGEND	
▲	BUILDING ACCESS
	BUILDING FOOTPRINT
	PROPERTY LINE
	MATCH LINE
	EXISTING TREE
	EXISTING FENCE
	UTILITIES
TREE PROTECTION LEGEND	
X	REMOVE TREE
x	SNOW FENCE, 2/L-700
	WOODEN TREE GUARD, 1/L-700
	STRUCTURAL ROOT ZONE, LIMIT OF HAND EXCAVATION
	CRITICAL ROOT ZONE
#XX	TREE #, EXISTING TREE AS PER INVENTORY

Dirtworks
561 SEVENTH AVENUE FLOOR 11
NEW YORK, NY 10018
(212) 589 2263

WER
901 WEST THIRD STREET
LITTLE ROCK, AR 72201
(501) 374 5300

CONSULTANTS

CIVIL ENGINEERS
CRAFTON TULL & ASSOCIATES, INC.
901 N. 47TH STREET, SUITE 400
ROGERS, AR 72756
(479) 636 4838

MEP ENGINEERS
INSIGHT ENGINEERING
322 S STATE STREET, STE 201
LITTLE ROCK, AR 72201
(501) 237 3077

STRUCTURAL ENGINEERS
ENFRA TME, LLC
BUILDING 2, 1 ALLIED DRIVE, STE 2600
LITTLE ROCK, AR 72202
(501) 666 6776

FOOD SERVICE CONSULTANT
MCKAY-LANE CONSULTING, LTD
1807 DODSON AVE
FT. SMITH, AR 72901
(479) 629 4572

ACOUSTICAL ENGINEERS
ACENTECH
620 W. GERMANTOWN PIKE, STE. 210
PLYMOUTH MEETING PA 19462
(215) 245 8244

PROJECT TITLE

CENTRAL HOUSE & GARDEN

BENTONVILLE, AR

PROJECT NUMBER: 31483

#	ISSUED FOR	DATE
	FINAL CD's	10/2/2026

KEY PLAN

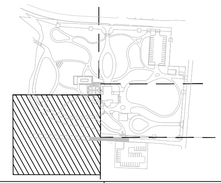

SIGN & SEAL

REGISTERED LANDSCAPE ARCHITECT
ALEX HART
License Number 712062
STATE OF ARKANSAS

DRAWN BY

CHECKED BY

SHEET TITLE

TREE PROTECTION PLAN - SOUTHWEST

SHEET NUMBER

L-113

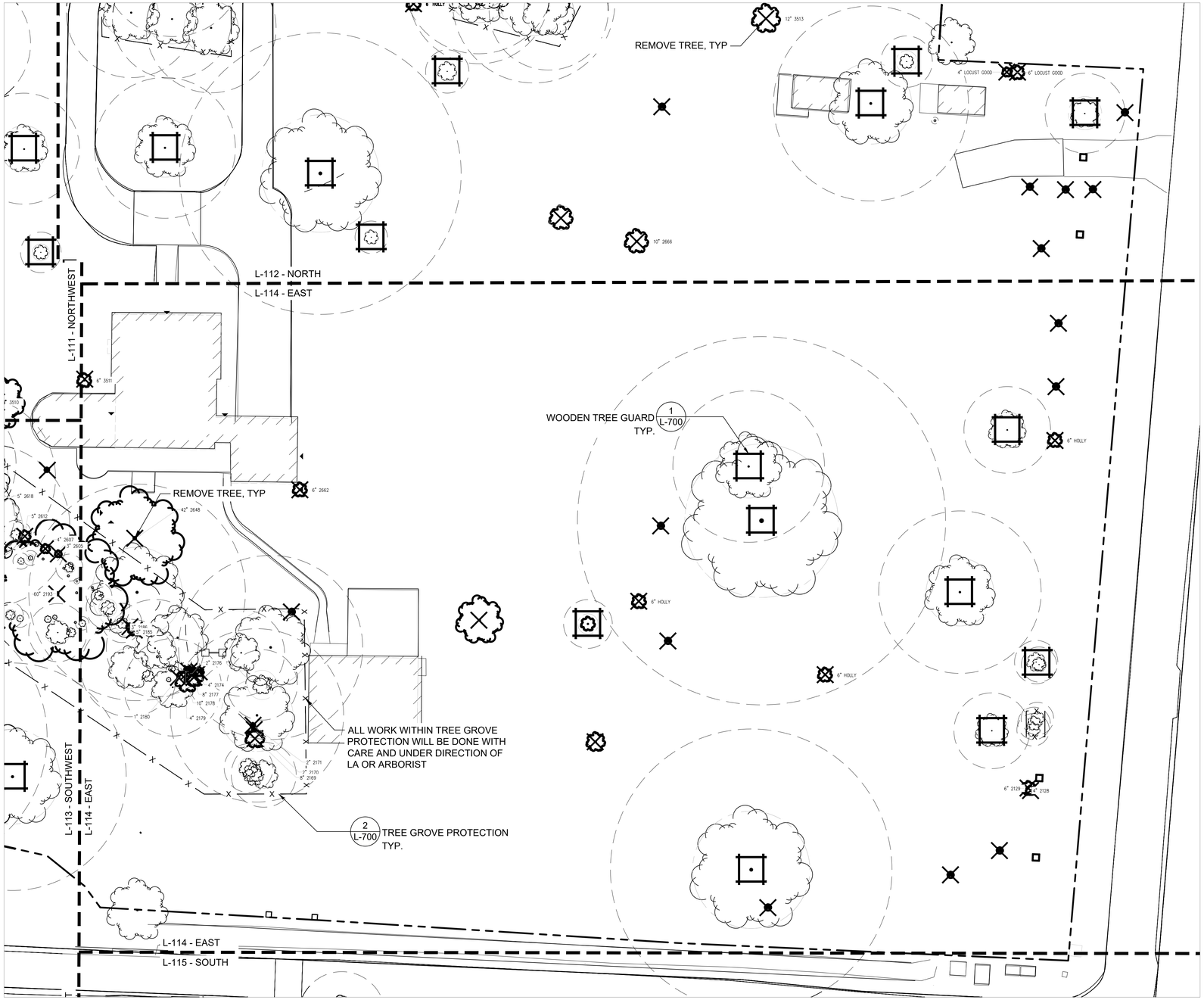

1 TREE PROTECTION PLAN - EAST

1"=20'-0"

1" = 20'-0"

GENERAL LEGEND	
▲	BUILDING ACCESS
	BUILDING FOOTPRINT
	PROPERTY LINE
	MATCH LINE
	EXISTING TREE
	EXISTING FENCE
	UTILITIES
TREE PROTECTION LEGEND	
X	REMOVE TREE
x	SNOW FENCE, 2/L-700
	WOODEN TREE GUARD, 1/L-700
	STRUCTURAL ROOT ZONE, LIMIT OF HAND EXCAVATION
	CRITICAL ROOT ZONE
#XX	TREE #, EXISTING TREE AS PER INVENTORY

Dirtworks
561 SEVENTH AVENUE FLOOR 11
NEW YORK, NY 10018
(212) 589 2263

WER
901 WEST THIRD STREET
LITTLE ROCK, AR 72201
(501) 374 5300

CONSULTANTS

CIVIL ENGINEERS
CRAFTON TULL & ASSOCIATES, INC.
901 N. 47TH STREET, SUITE 400
ROGERS, AR 72756
(479) 636 4838

MEP ENGINEERS
INSIGHT ENGINEERING
322 S STATE STREET, STE 201
LITTLE ROCK, AR 72201
(501) 237 3077

STRUCTURAL ENGINEERS
ENFRA TME, LLC
BUILDING 2, 1 ALLIED DRIVE, STE 2600
LITTLE ROCK, AR 72202
(501) 666 6776

FOOD SERVICE CONSULTANT
MCKAY-LANE CONSULTING, LTD
1807 DODSON AVE
FT. SMITH, AR 72901
(479) 629 4572

ACOUSTICAL ENGINEERS
ACENTECH
620 W. GERMANTOWN PIKE, STE. 210
PLYMOUTH MEETING PA 19462
(215) 245 8244

PROJECT TITLE

CENTRAL HOUSE & GARDEN

BENTONVILLE, AR

PROJECT NUMBER: 31483

#	ISSUED FOR	DATE
	FINAL CD's	10/2/2026

KEY PLAN

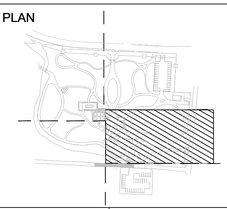

SIGN & SEAL

REGISTERED LANDSCAPE ARCHITECT
ALEX HART
License Number 712062
STATE OF ARKANSAS

DRAWN BY

CHECKED BY

SHEET TITLE

TREE PROTECTION - EAST

SHEET NUMBER

L-114

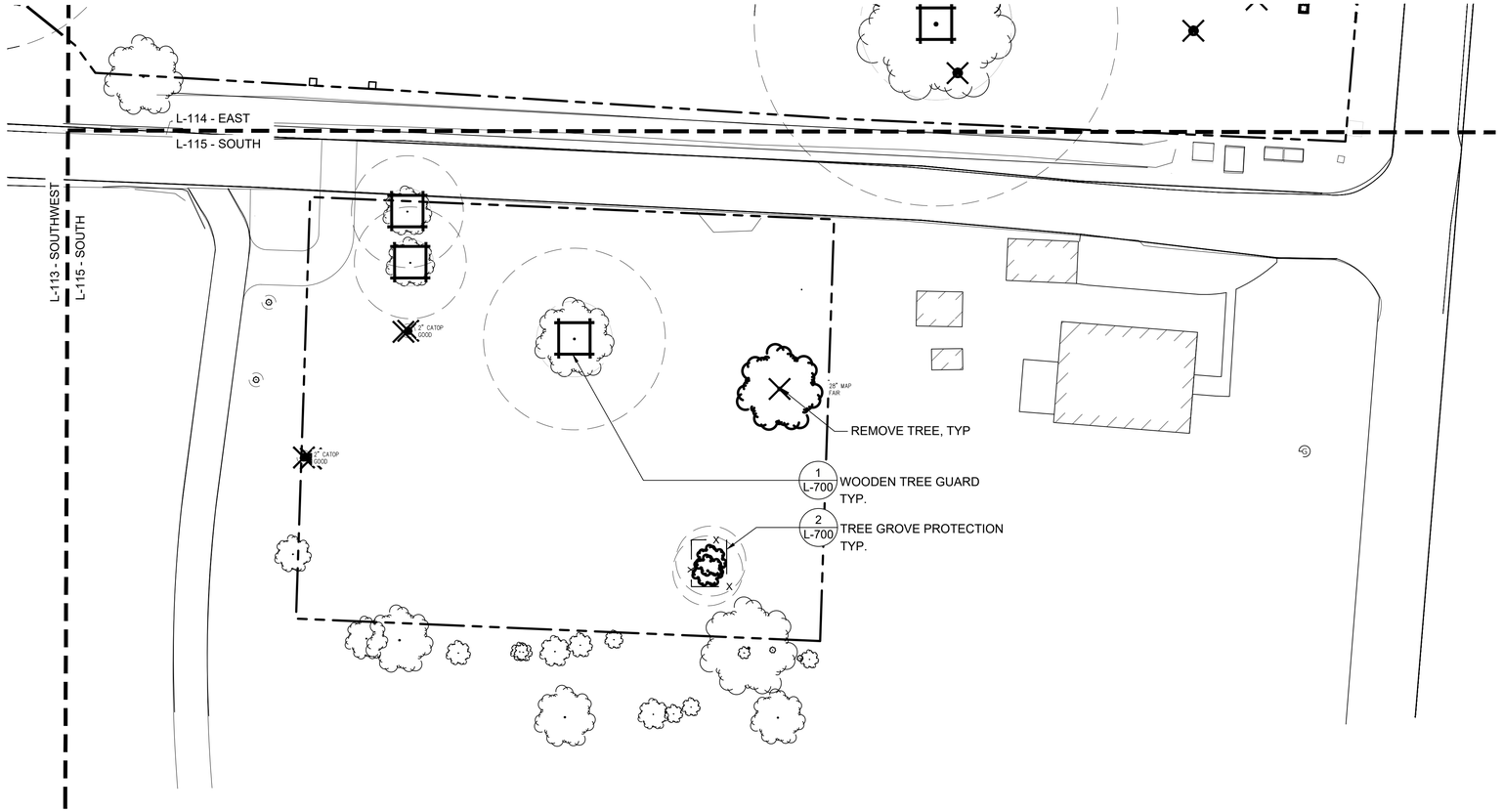

1 TREE PROTECTION PLAN - SOUTH

1"=20'-0"

0 20' 40'

1" = 20'-0"

N

GENERAL LEGEND	
	BUILDING ACCESS
	BUILDING FOOTPRINT
	PROPERTY LINE
	MATCH LINE
	EXISTING TREE
	EXISTING FENCE
	UTILITIES
TREE PROTECTION LEGEND	
	REMOVE TREE
x	SNOW FENCE, 2/L-700
	WOODEN TREE GUARD, 1/L-700
	STRUCTURAL ROOT ZONE, LIMIT OF HAND EXCAVATION
	CRITICAL ROOT ZONE
#XX	TREE #, EXISTING TREE AS PER INVENTORY

Dirtworks
561 SEVENTH AVENUE FLOOR 11
NEW YORK, NY 10018
(212) 589 2263

WER
901 WEST THIRD STREET
LITTLE ROCK, AR 72201
(501) 374 5300

CONSULTANTS

CIVIL ENGINEERS
CRAFTON TULL & ASSOCIATES, INC.
901 N. 47TH STREET, SUITE 400
ROGERS, AR 72756
(479) 636 4838

MEP ENGINEERS
INSIGHT ENGINEERING
322 S STATE STREET, STE 201
LITTLE ROCK, AR 72201
(501) 237 3077

STRUCTURAL ENGINEERS
ENFRA TME, LLC
BUILDING 2, 1 ALLIED DRIVE, STE 2600
LITTLE ROCK, AR 72202
(501) 666 6776

FOOD SERVICE CONSULTANT
MCKAY-LANE CONSULTING, LTD
1807 DODSON AVE
FT. SMITH, AR 72901
(479) 629 4572

ACOUSTICAL ENGINEERS
ACENTECH
620 W. GERMANTOWN PIKE, STE. 210
PLYMOUTH MEETING PA 19462
(215) 245 8244

PROJECT TITLE

CENTRAL HOUSE & GARDEN

BENTONVILLE, AR

PROJECT NUMBER: 31483

#	ISSUED FOR	DATE
	FINAL CD's	10/2/2026

KEY PLAN

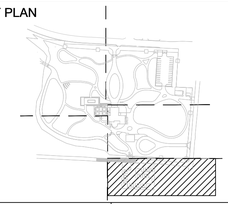

SIGN & SEAL

REGISTERED LANDSCAPE ARCHITECT
ALEX HART
License Number 712062
STATE OF ARKANSAS

DRAWN BY

CHECKED BY

SHEET TITLE

TREE PROTECTION PLAN - SOUTH

SHEET NUMBER

L-115

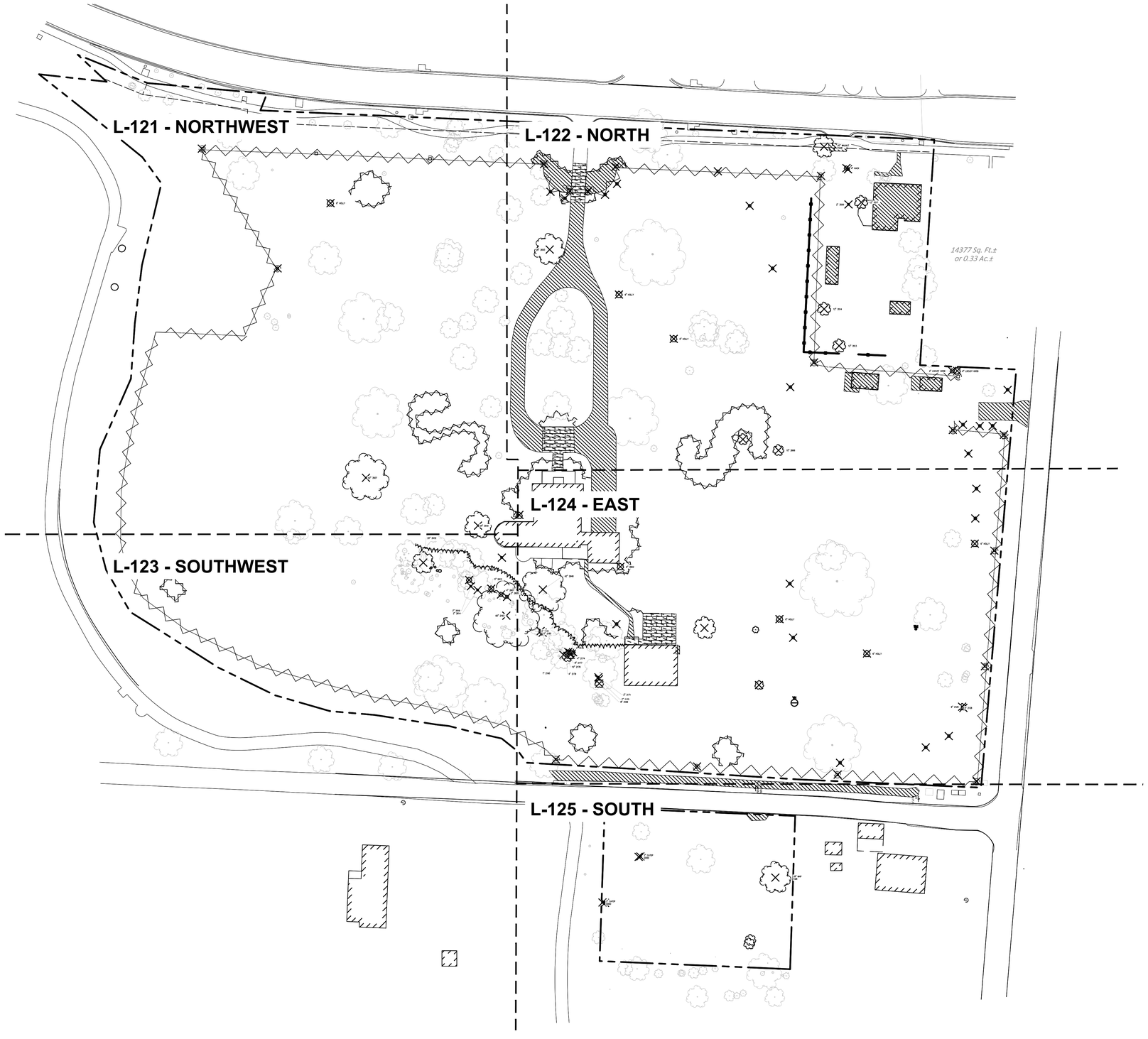

1 DEMOLITION AND REMOVALS PLAN - SITE
1"=40'-0"

0 40' 80'
1" = 40'-0"

N

GENERAL LEGEND

▲	BUILDING ACCESS
	BUILDING FOOTPRINT
	PROPERTY LINE
	MATCH LINE
	EXISTING TREE
	EXISTING FENCE
	UTILITIES
	UNDERSTORY SHRUB MASS REMOVAL
	FENCE REMOVAL
	DRYSTACK STONE WALL SALVAGE
	SALVAGE ITEM
	HARDSCAPE REMOVAL
	BRICK SALVAGE

Dirtworks
561 SEVENTH AVENUE FLOOR 11
NEW YORK, NY 10018
(212) 589 2263

WER
901 WEST THIRD STREET
LITTLE ROCK, AR 72201
(501) 374 5300

CONSULTANTS

CIVIL ENGINEERS
CRAFTON TULL & ASSOCIATES, INC.
901 N. 47TH STREET, SUITE 400
ROGERS, AR 72756
(479) 636 4838

MEP ENGINEERS
INSIGHT ENGINEERING
322 S STATE STREET, STE 201
LITTLE ROCK, AR 72201
(501) 237 3077

STRUCTURAL ENGINEERS
ENFRA TME, LLC
BUILDING 2, 1 ALLIED DRIVE, STE 2600
LITTLE ROCK, AR 72202
(501) 666 6776

FOOD SERVICE CONSULTANT
MCKAY-LANE CONSULTING, LTD
1807 DODSON AVE
FT. SMITH, AR 72901
(479) 629 4572

ACOUSTICAL ENGINEERS
ACENTECH
620 W. GERMANTOWN PIKE, STE. 210
PLYMOUTH MEETING PA 19462
(215) 245 8244

PROJECT TITLE

CENTRAL HOUSE & GARDEN

BENTONVILLE, AR

PROJECT NUMBER: 31483

#	ISSUED FOR	DATE
	FINAL CD's	10/2/2026

KEY PLAN

SIGN & SEAL

REGISTERED LANDSCAPE ARCHITECT
ALEX HART
License Number 712062
STATE OF ARKANSAS

DRAWN BY

CHECKED BY

SHEET TITLE

DEMOLITION AND REMOVALS - SITE

SHEET NUMBER

L-120

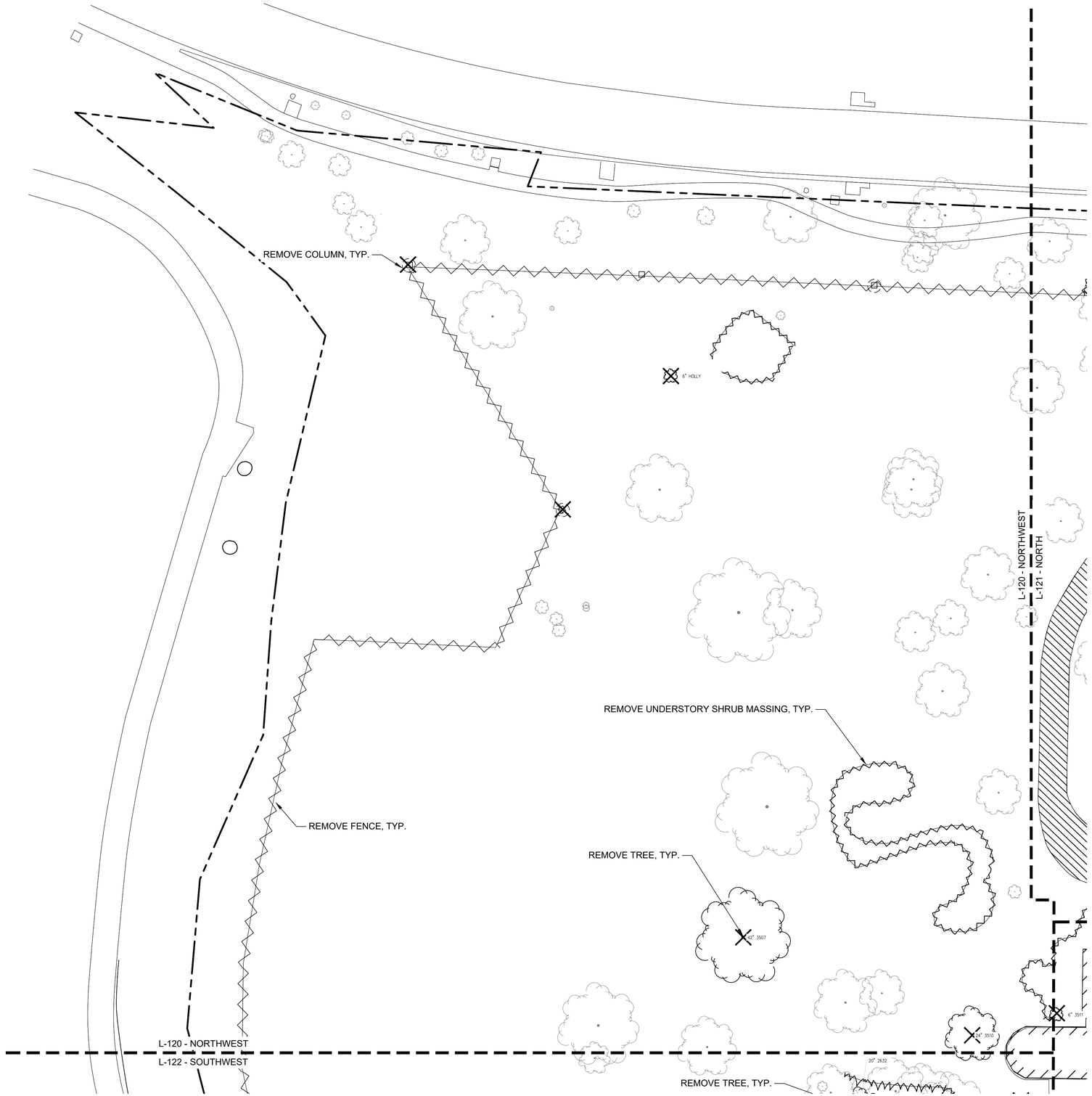

1 DEMOLITION AND REMOVALS PLAN - NORTHWEST

1"=20'-0"

0 20' 40'

1" = 20'-0"

N

GENERAL LEGEND

	BUILDING ACCESS
	BUILDING FOOTPRINT
	PROPERTY LINE
	MATCH LINE
	EXISTING TREE
	EXISTING FENCE
	UTILITIES
	UNDERSTORY SHRUB MASS REMOVAL
	FENCE REMOVAL
	DRYSTACK STONE WALL SALVAGE
	SALVAGE ITEM
	HARDSCAPE REMOVAL
	BRICK SALVAGE

Dirtworks
561 SEVENTH AVENUE FLOOR 11
NEW YORK, NY 10018
(212) 589 2263

WER
901 WEST THIRD STREET
LITTLE ROCK, AR 72201
(501) 374 5300

CONSULTANTS

CIVIL ENGINEERS
CRAFTON TULL & ASSOCIATES, INC.
901 N. 47TH STREET, SUITE 400
ROGERS, AR 72756
(479) 636 4838

MEP ENGINEERS
INSIGHT ENGINEERING
322 S STATE STREET, STE 201
LITTLE ROCK, AR 72201
(501) 237 3077

STRUCTURAL ENGINEERS
ENFRA TME, LLC
BUILDING 2, 1 ALLIED DRIVE, STE 2600
LITTLE ROCK, AR 72202
(501) 666 6776

FOOD SERVICE CONSULTANT
MCKAY-LANE CONSULTING, LTD
1807 DODSON AVE
FT. SMITH, AR 72901
(479) 629 4572

ACOUSTICAL ENGINEERS
ACENTECH
620 W. GERMANTOWN PIKE, STE. 210
PLYMOUTH MEETING PA 19462
(215) 245 8244

PROJECT TITLE

CENTRAL HOUSE & GARDEN

BENTONVILLE, AR

PROJECT NUMBER: 31483

#	ISSUED FOR	DATE
	FINAL CD's	10/2/2026

KEY PLAN

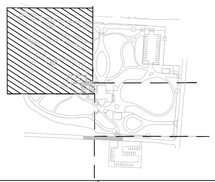

SIGN & SEAL

REGISTERED LANDSCAPE ARCHITECT
ALEX HART
License Number 712062
STATE OF ARKANSAS

DRAWN BY

CHECKED BY

SHEET TITLE

DEMOLITION AND REMOVALS - NORTHWEST

SHEET NUMBER

L-121

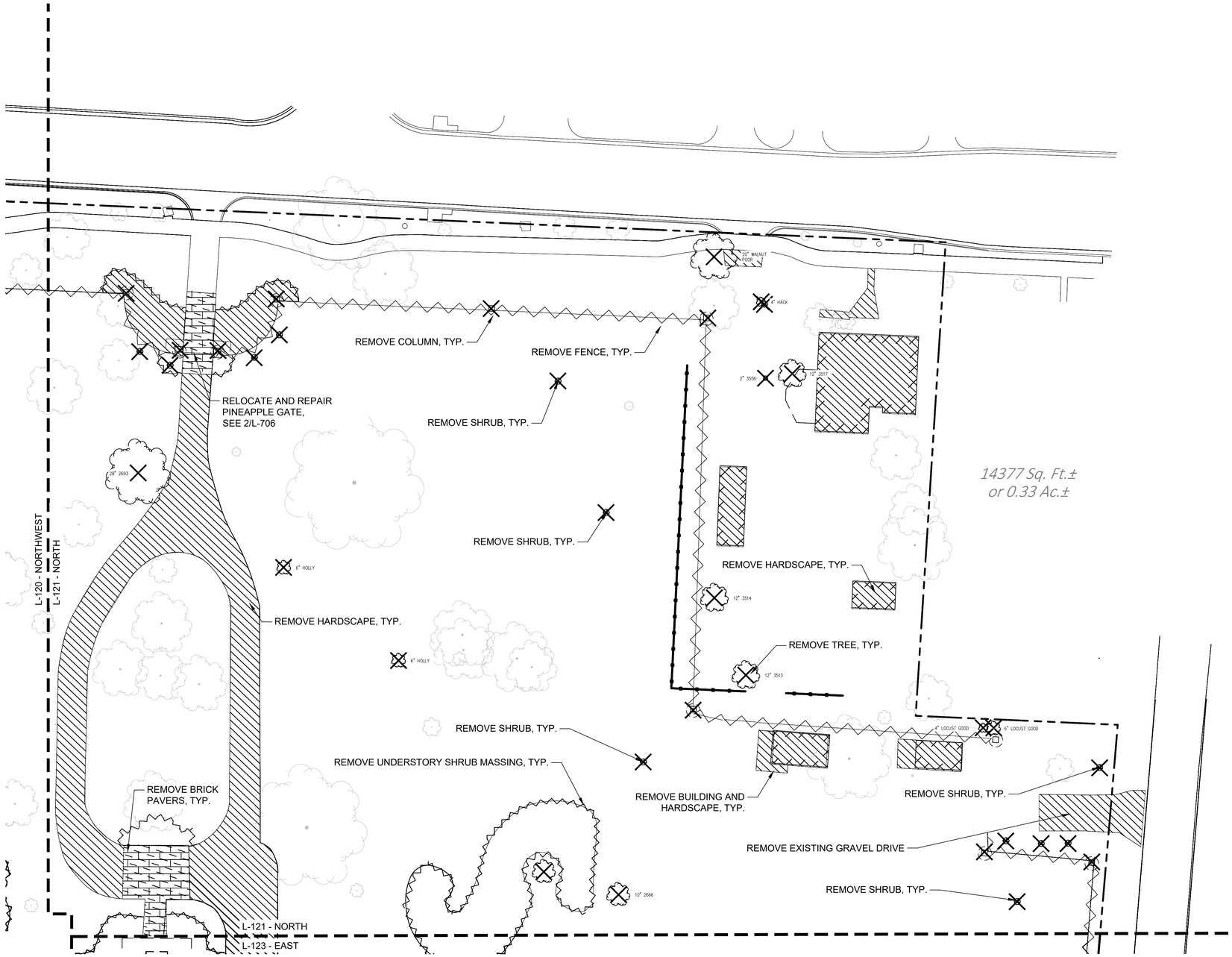

1 DEMOLITION AND REMOVALS PLAN - NORTH

1"=40'-0"

1" = 20'-0"

GENERAL LEGEND	
▲	BUILDING ACCESS
	BUILDING FOOTPRINT
	PROPERTY LINE
	MATCH LINE
	EXISTING TREE
	EXISTING FENCE
	UTILITIES
	UNDERSTORY SHRUB MASS REMOVAL
	FENCE REMOVAL
	DRYSTACK STONE WALL SALVAGE
	SALVAGE ITEM
	HARDSCAPE REMOVAL
	BRICK SALVAGE

Dirtworks
561 SEVENTH AVENUE FLOOR 11
NEW YORK, NY 10018
(212) 589 2263

WER
901 WEST THIRD STREET
LITTLE ROCK, AR 72201
(501) 374 5300

CONSULTANTS

CIVIL ENGINEERS
CRAFTON TULL & ASSOCIATES, INC.
901 N. 47TH STREET, SUITE 400
ROGERS, AR 72756
(479) 636 4838

MEP ENGINEERS
INSIGHT ENGINEERING
322 S STATE STREET, STE 201
LITTLE ROCK, AR 72201
(501) 237 3077

STRUCTURAL ENGINEERS
ENFRA TME, LLC
BUILDING 2, 1 ALLIED DRIVE, STE 2600
LITTLE ROCK, AR 72202
(501) 666 6776

FOOD SERVICE CONSULTANT
MCKAY-LANE CONSULTING, LTD
1807 DODSON AVE
FT. SMITH, AR 72901
(479) 629 4572

ACOUSTICAL ENGINEERS
ACENTECH
620 W. GERMANTOWN PIKE, STE. 210
PLYMOUTH MEETING PA 19462
(215) 245 8244

PROJECT TITLE

CENTRAL HOUSE & GARDEN

BENTONVILLE, AR

PROJECT NUMBER: 31483

#	ISSUED FOR	DATE
	FINAL CD's	10/2/2026

KEY PLAN

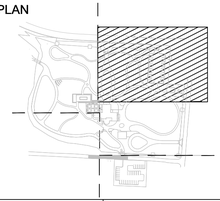

SIGN & SEAL

REGISTERED LANDSCAPE ARCHITECT
ALEX HART
License Number 712062
STATE OF ARKANSAS

DRAWN BY

CHECKED BY

SHEET TITLE

DEMOLITION AND REMOVALS - NORTH

SHEET NUMBER

L-122

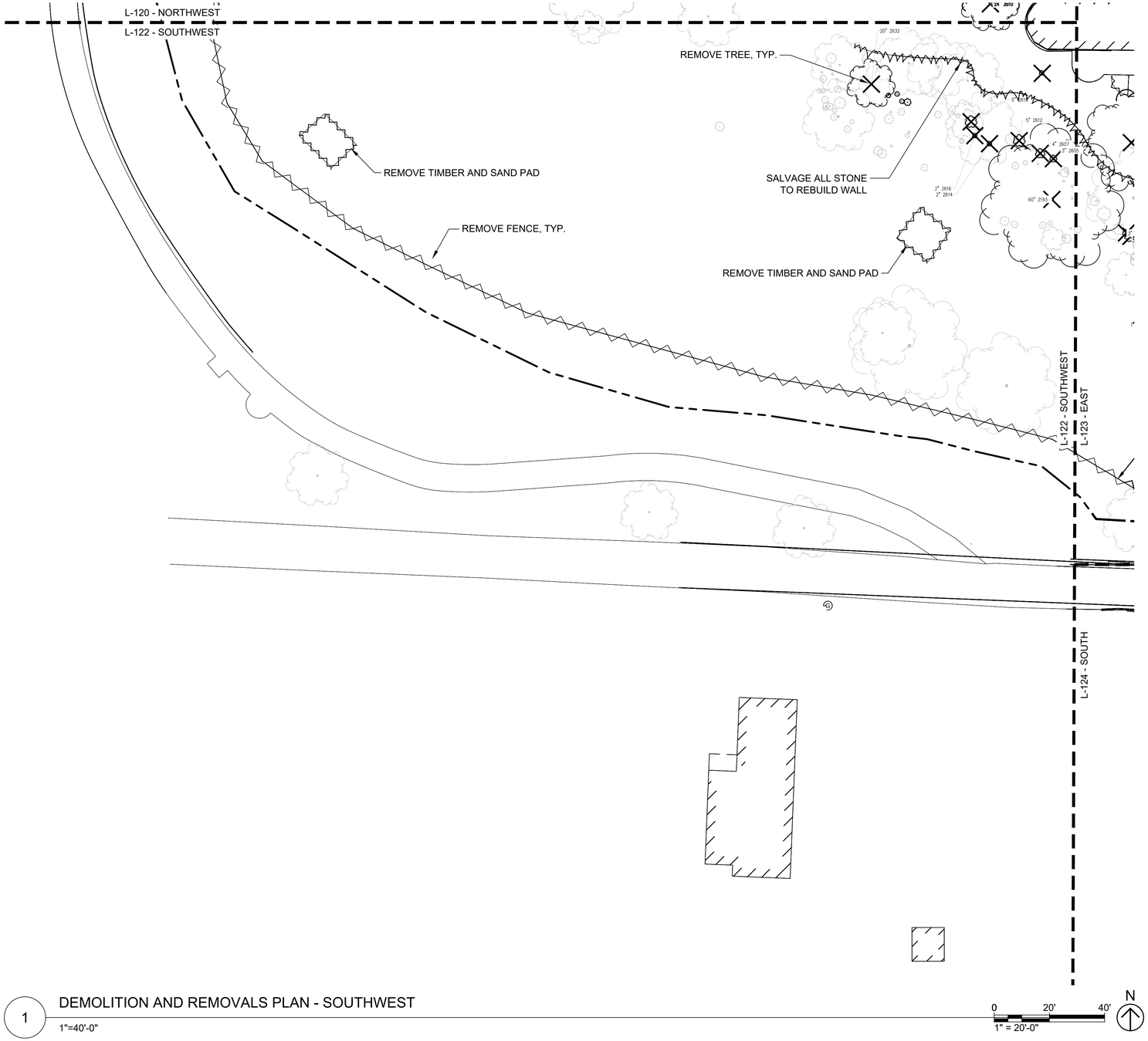

1 DEMOLITION AND REMOVALS PLAN - SOUTHWEST

1"=40'-0"

GENERAL LEGEND	
	BUILDING ACCESS
	BUILDING FOOTPRINT
	PROPERTY LINE
	MATCH LINE
	EXISTING TREE
	EXISTING FENCE
	UTILITIES
	UNDERSTORY SHRUB MASS REMOVAL
	FENCE REMOVAL
	DRYSTACK STONE WALL SALVAGE
	SALVAGE ITEM
	HARDSCAPE REMOVAL
	BRICK SALVAGE

Dirtworks
561 SEVENTH AVENUE FLOOR 11
NEW YORK, NY 10018
(212) 589 2263

WER
901 WEST THIRD STREET
LITTLE ROCK, AR 72201
(501) 374 5300

CONSULTANTS

CIVIL ENGINEERS
CRAFTON TULL & ASSOCIATES, INC.
901 N. 47TH STREET, SUITE 400
ROGERS, AR 72756
(479) 636 4838

MEP ENGINEERS
INSIGHT ENGINEERING
322 S STATE STREET, STE 201
LITTLE ROCK, AR 72201
(501) 237 3077

STRUCTURAL ENGINEERS
ENFRA TME, LLC
BUILDING 2, 1 ALLIED DRIVE, STE 2600
LITTLE ROCK, AR 72202
(501) 666 6776

FOOD SERVICE CONSULTANT
MCKAY-LANE CONSULTING, LTD
1807 DODSON AVE
FT. SMITH, AR 72901
(479) 629 4572

ACOUSTICAL ENGINEERS
ACENTECH
620 W. GERMANTOWN PIKE, STE. 210
PLYMOUTH MEETING PA 19462
(215) 245 8244

PROJECT TITLE

CENTRAL HOUSE & GARDEN

BENTONVILLE, AR

PROJECT NUMBER: 31483

#	ISSUED FOR	DATE
	FINAL CD's	10/2/2026

KEY PLAN

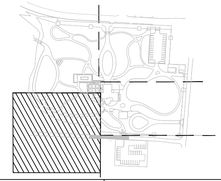

SIGN & SEAL

REGISTERED LANDSCAPE ARCHITECT
ALEX HART
License Number 712062
STATE OF ARKANSAS

DRAWN BY

CHECKED BY

SHEET TITLE

DEMOLITION AND REMOVALS - SOUTHWEST

SHEET NUMBER

L-123

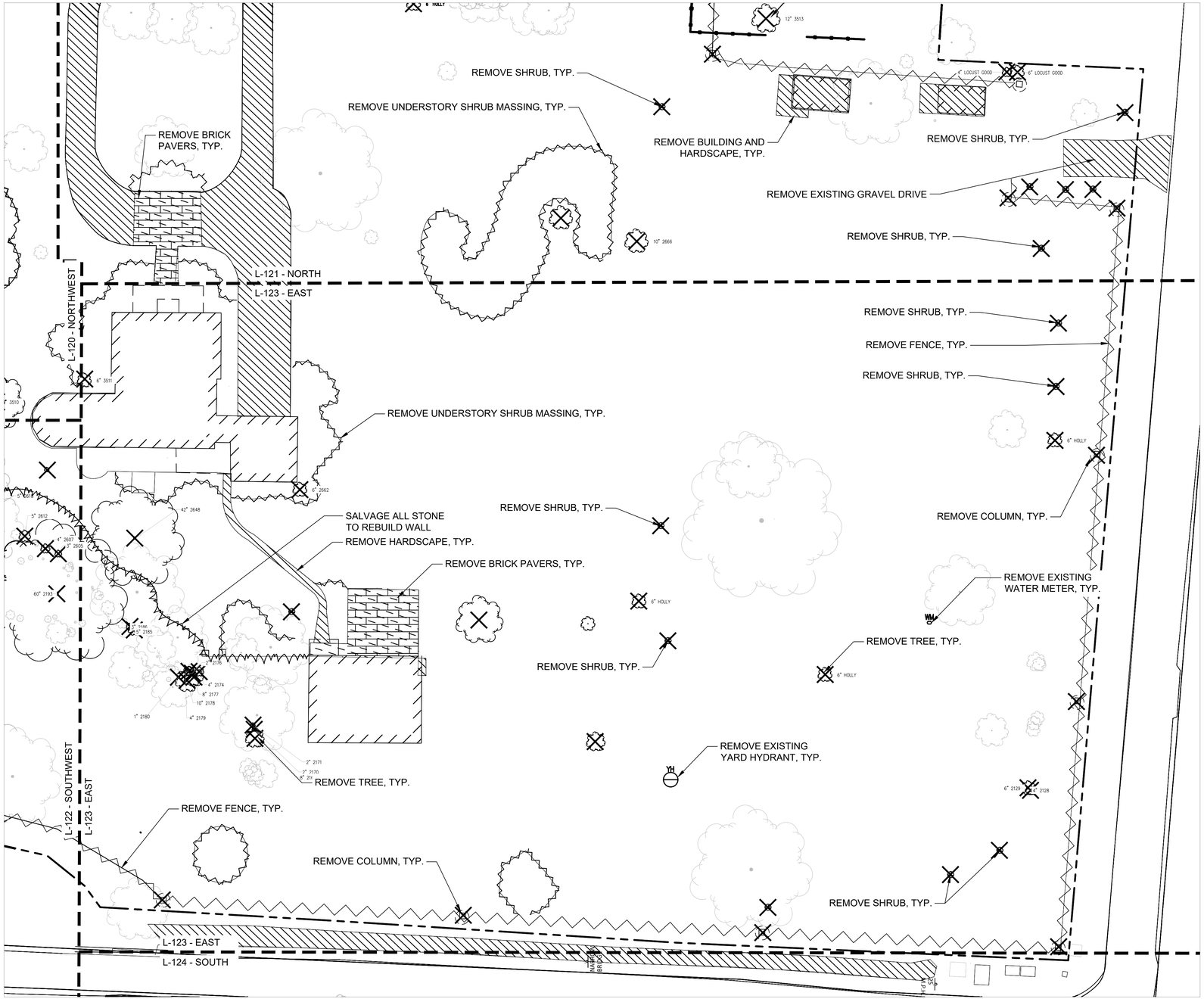

1 DEMOLITION AND REMOVALS PLAN - EAST

1"=20'-0"

0 20' 40' N

1" = 20'-0"

GENERAL LEGEND

	BUILDING ACCESS
	BUILDING FOOTPRINT
	PROPERTY LINE
	MATCH LINE
	EXISTING TREE
	EXISTING FENCE
	UTILITIES
	UNDERSTORY SHRUB MASS REMOVAL
	FENCE REMOVAL
	DRYSTACK STONE WALL SALVAGE
	SALVAGE ITEM
	HARDSCAPE REMOVAL
	BRICK SALVAGE

Dirtworks
561 SEVENTH AVENUE FLOOR 11
NEW YORK, NY 10018
(212) 589 2263

WER
901 WEST THIRD STREET
LITTLE ROCK, AR 72201
(501) 374 5300

CONSULTANTS

CIVIL ENGINEERS
CRAFTON TULL & ASSOCIATES, INC.
901 N. 47TH STREET, SUITE 400
ROGERS, AR 72756
(479) 636 4838

MEP ENGINEERS
INSIGHT ENGINEERING
322 S STATE STREET, STE 201
LITTLE ROCK, AR 72201
(501) 237 3077

STRUCTURAL ENGINEERS
ENFRA TME, LLC
BUILDING 2, 1 ALLIED DRIVE, STE 2600
LITTLE ROCK, AR 72202
(501) 666 6776

FOOD SERVICE CONSULTANT
MCKAY-LANE CONSULTING, LTD
1807 DODSON AVE
FT. SMITH, AR 72901
(479) 629 4572

ACOUSTICAL ENGINEERS
ACENTECH
620 W. GERMANTOWN PIKE, STE. 210
PLYMOUTH MEETING PA 19462
(215) 245 8244

PROJECT TITLE

CENTRAL HOUSE & GARDEN

BENTONVILLE, AR

PROJECT NUMBER: 31483

#	ISSUED FOR	DATE
	FINAL CD's	10/2/2026

KEY PLAN

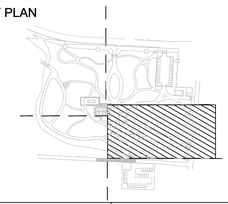

SIGN & SEAL

REGISTERED LANDSCAPE ARCHITECT
ALEX HART
License Number 712062
STATE OF ARKANSAS

DRAWN BY

CHECKED BY

SHEET TITLE

DEMOLITION AND REMOVALS - EAST

SHEET NUMBER

L-124

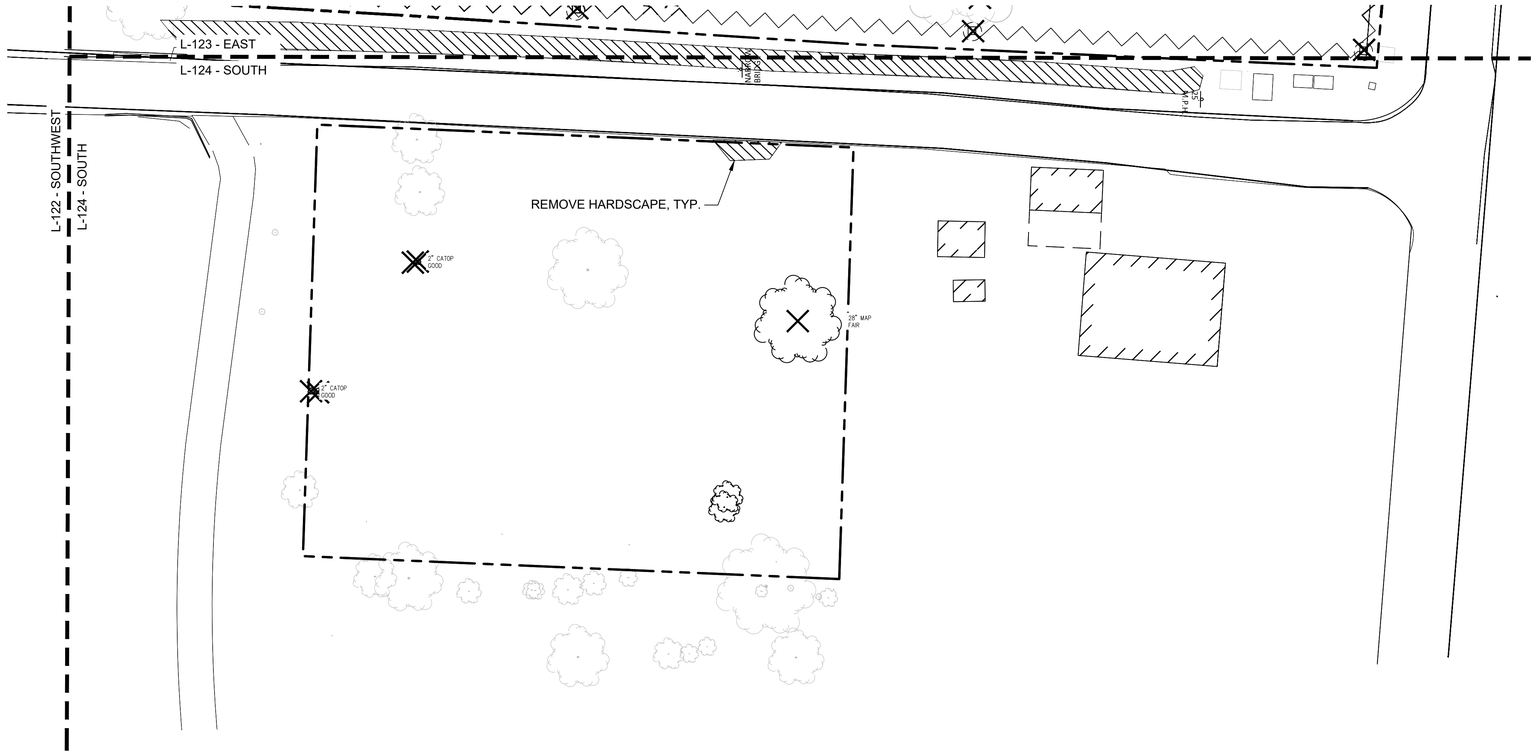

1 DEMOLITION AND REMOVALS PLAN - SOUTH

1"=20'-0"

0 20' 40' N

1" = 20'-0"

GENERAL LEGEND

	BUILDING ACCESS
	BUILDING FOOTPRINT
	PROPERTY LINE
	MATCH LINE
	EXISTING TREE
	EXISTING FENCE
	UTILITIES
	UNDERSTORY SHRUB MASS REMOVAL
	FENCE REMOVAL
	DRYSTACK STONE WALL SALVAGE
	SALVAGE ITEM
	HARDSCAPE REMOVAL
	BRICK SALVAGE

Dirtworks
561 SEVENTH AVENUE FLOOR 11
NEW YORK, NY 10018
(212) 589 2263

WER
901 WEST THIRD STREET
LITTLE ROCK, AR 72201
(501) 374 5300

CONSULTANTS

CIVIL ENGINEERS
CRAFTON TULL & ASSOCIATES, INC.
901 N. 47TH STREET, SUITE 400
ROGERS, AR 72756
(479) 636 4838

MEP ENGINEERS
INSIGHT ENGINEERING
322 S STATE STREET, STE 201
LITTLE ROCK, AR 72201
(501) 237 3077

STRUCTURAL ENGINEERS
ENFRA TME, LLC
BUILDING 2, 1 ALLIED DRIVE, STE 2600
LITTLE ROCK, AR 72202
(501) 666 6776

FOOD SERVICE CONSULTANT
MCKAY-LANE CONSULTING, LTD
1807 DODSON AVE
FT. SMITH, AR 72901
(479) 629 4572

ACOUSTICAL ENGINEERS
ACENTECH
620 W. GERMANTOWN PIKE, STE. 210
PLYMOUTH MEETING PA 19462
(215) 245 8244

PROJECT TITLE

CENTRAL HOUSE & GARDEN

BENTONVILLE, AR

PROJECT NUMBER: 31483

#	ISSUED FOR	DATE
	FINAL CD's	10/2/2026

KEY PLAN

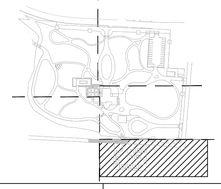

SIGN & SEAL

REGISTERED LANDSCAPE ARCHITECT
ALEX HART
License Number 712062
STATE OF ARKANSAS

DRAWN BY

CHECKED BY

SHEET TITLE

DEMOLITION AND REMOVALS - SOUTH

SHEET NUMBER

L-125

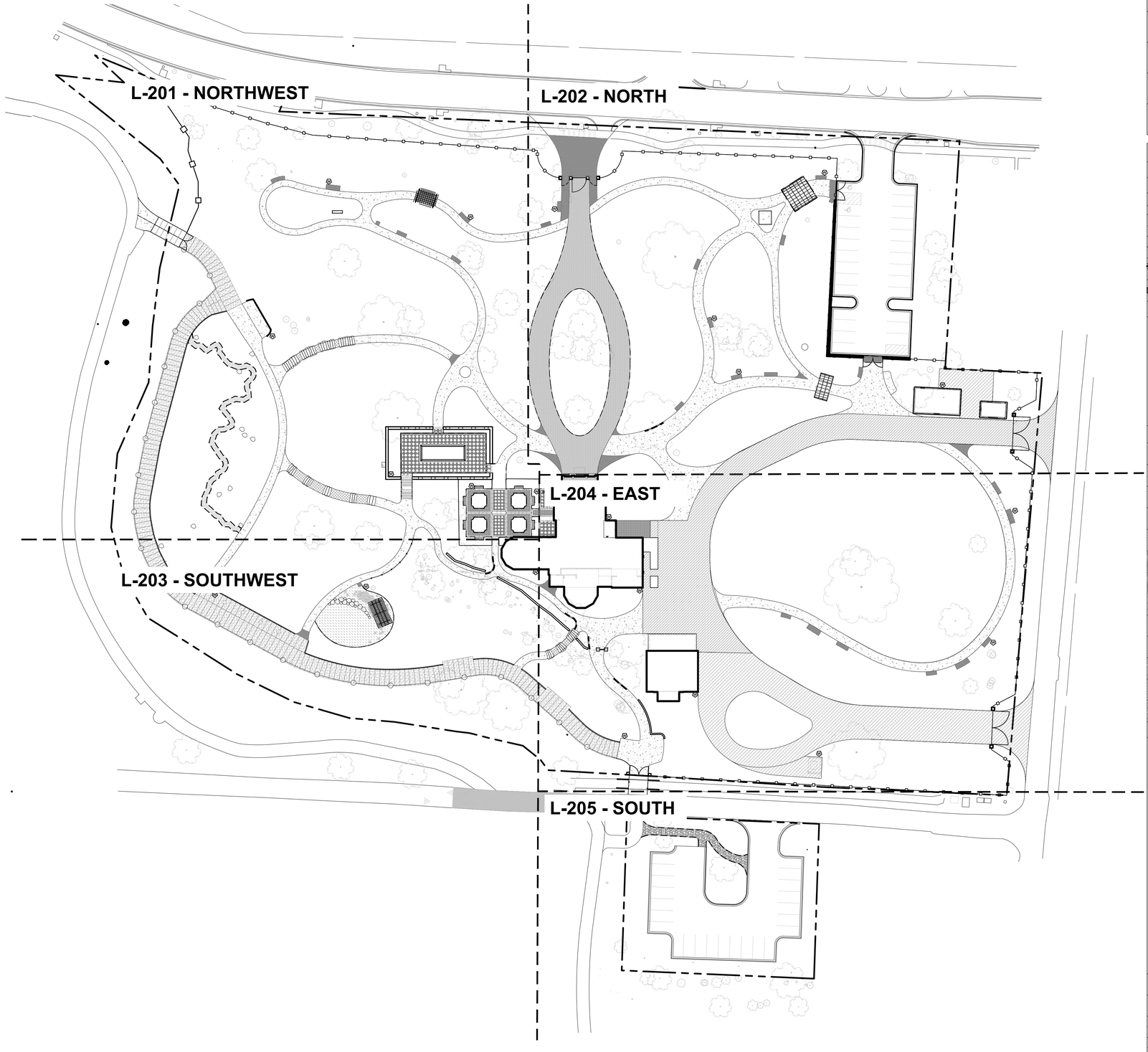

1 MATERIALS PLAN - SITE
1"=40'-0"

0 40' 80'
1" = 40'-0"

N

GENERAL LEGEND	
▲	BUILDING ACCESS
———	BUILDING FOOTPRINT
— — —	PROPERTY LINE
— — —	MATCH LINE
	EXISTING TREE

MATERIALS LEGEND

SYMBOL	CODE	DESCRIPTION	DETAIL
Fence			
	F-1	PERIMETER FENCE	1/L-713
	F-2	FENCE AT BOARDWALK	1/L-712
	F-3	EXPANDED MESH FENCE	2/L-712
	F-4	FENCE AT PARKING LOT	1/L-709
	F-5	BRICK WALL - AT WATER GARDEN	1/L-710
Gate			
SEE PLAN	G-1	PINEAPPLE GATE	2/L-713
	G-2	SERVICE GATE	2/L-711
	G-3	DECORATIVE GATE - PEDESTRIAN	1/L-711
	G-4	HISTORIC GATE - RECONSTRUCTED	SEE ARCH
	G-5	GATE AT BOARDWALK	3/L-712
PAVING			
	P-1	EXPOSED AGGREGATE CONCRETE PAVEMENT - PEDESTRIAN	1/L-701
	P-2	EXPOSED AGGREGATE CONCRETE PAVEMENT - VEHICULAR	2/L-701
	P-3	CONCRETE PAVEMENT - VEHICULAR	3/L-701
	P-4	BOARDWALK	1/L-702
	P-5	BRICK PAVERS	2/L-702
	P-6	GRANITE UNIT PAVERS - PEDESTRIAN	3/L-702
	P-7	GRANITE UNIT PAVERS - VEHICULAR	4/L-702
	P-8	LIMESTONE PAVERS	5/L-702
	P-9	ENGINEERED WOOD FIBER - OUTDOOR LEARNING	2/L-703
	P-10	MULCH PATH	3/L-703
	P-11	TREE COOKIE PAVING	4/L-716
	P-12	RECLAIMED STONE PAVING	1/L-703
	P-13	GRAVEL PATH	9/L-703
SITE ELEMENTS			
SEE PLAN	S-1	BRIDGE	1/L-705
	S-2	HISTORIC WALL - RECONSTRUCTED	3/L-707
	S-3	RECLAIMED STONE STEPS	2/L-706
	S-4	STONE STAIR AT WATER GARDEN	3/L-706
	S-5	BOULDER - SITE	1/L-706
	S-6	STONE CURB	2/L-707
	S-7	ROOT BRIDGE	1/L-704
	S-8	TRELLIS	1/L-708
	S-9	TRELLIS AT OUTDOOR LEARNING AREA	5/L-707
	S-10	METAL ARCH - TYPE 1 AND TYPE 2	2/L-708
	S-11	WATER FEATURE	4/L-709
	S-12	STEEL EDGING	3/L-709
SEE PLAN	S-13	CONCRETE SWALE CROSSING	2/L-709
	S-14	WROUGHT IRON HANDRAIL AT RAMP	4/L-707
	S-15	WROUGHT IRON HANDRAIL AT STAIR	1/L-707
	S-16	GROUND HYDRANT	SEE SPEC
SEE PLAN	S-17	PAVER SIGNAGE	2/L-716
ART FOOTINGS			
	N/A	CONCRETE FOOTING TO FROST DEPTH	N/A

Dirtworks
561 SEVENTH AVENUE FLOOR 11
NEW YORK, NY 10018
(212) 589 2263

WER
901 WEST THIRD STREET
LITTLE ROCK, AR 72201
(501) 374 5300

CONSULTANTS

CIVIL ENGINEERS
CRAFTON TULL & ASSOCIATES, INC.
901 N. 47TH STREET, SUITE 400
ROGERS, AR 72756
(479) 636 4838

MEP ENGINEERS
INSIGHT ENGINEERING
322 S STATE STREET, STE 201
LITTLE ROCK, AR 72201
(501) 237 3077

STRUCTURAL ENGINEERS
ENFRA TME, LLC
BUILDING 2, 1 ALLIED DRIVE, STE 2600
LITTLE ROCK, AR 72202
(501) 666 6776

FOOD SERVICE CONSULTANT
MCKAY-LANE CONSULTING, LTD
1807 DODSON AVE
FT. SMITH, AR 72901
(479) 629 4572

ACOUSTICAL ENGINEERS
ACENTECH
620 W. GERMANTOWN PIKE, STE. 210
PLYMOUTH MEETING PA 19462
(215) 245 8244

PROJECT TITLE

CENTRAL HOUSE & GARDEN

BENTONVILLE, AR

PROJECT NUMBER: 31483

#	ISSUED FOR	DATE
	FINAL CD's	10/2/2026

KEY PLAN

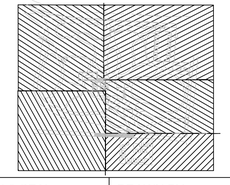

SIGN & SEAL

REGISTERED LANDSCAPE ARCHITECT
ALEX HART
License Number 712062
STATE OF ARKANSAS

DRAWN BY

CHECKED BY

SHEET TITLE

MATERIALS PLAN - SITE

SHEET NUMBER

L-200

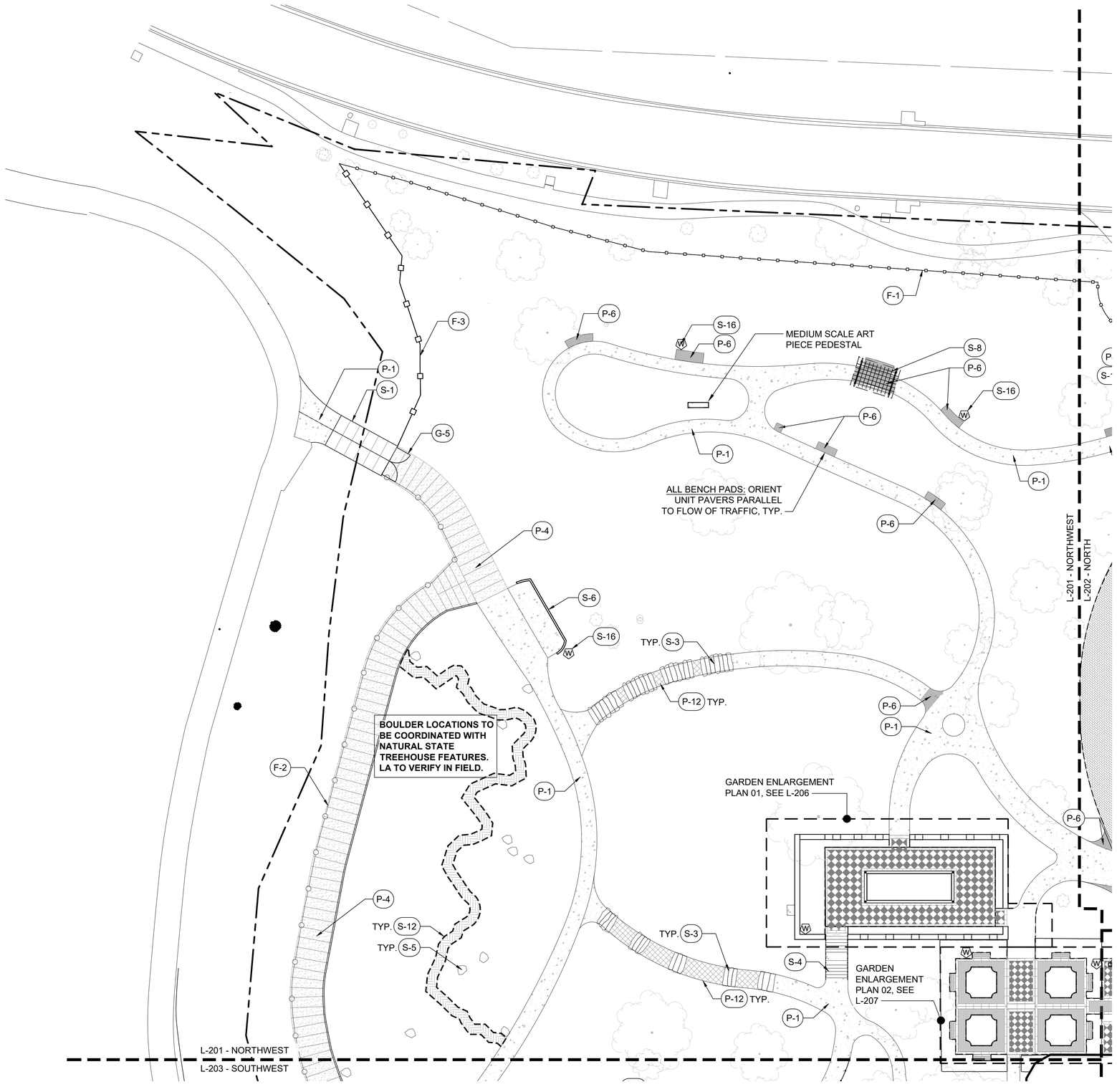

1 MATERIALS PLAN - NORTHWEST

1"=20'-0"

0 20' 40'

1" = 20'-0"

N

GENERAL LEGEND	
▲	BUILDING ACCESS
———	BUILDING FOOTPRINT
— — —	PROPERTY LINE
— — —	MATCH LINE
	EXISTING TREE

MATERIALS LEGEND

SYMBOL	CODE	DESCRIPTION	DETAIL
Fence			
	F-1	PERIMETER FENCE	1/L-713
	F-2	FENCE AT BOARDWALK	1/L-712
	F-3	EXPANDED MESH FENCE	2/L-712
	F-4	FENCE AT PARKING LOT	1/L-709
	F-5	BRICK WALL - AT WATER GARDEN	1/L-710
Gate			
SEE PLAN	G-1	PINEAPPLE GATE	2/L-713
	G-2	SERVICE GATE	2/L-711
	G-3	DECORATIVE GATE - PEDESTRIAN	1/L-711
	G-4	HISTORIC GATE - RECONSTRUCTED	SEE ARCH
	G-5	GATE AT BOARDWALK	3/L-712
PAVING			
	P-1	EXPOSED AGGREGATE CONCRETE PAVEMENT - PEDESTRIAN	1/L-701
	P-2	EXPOSED AGGREGATE CONCRETE PAVEMENT - VEHICULAR	2/L-701
	P-3	CONCRETE PAVEMENT - VEHICULAR	3/L-701
	P-4	BOARDWALK	1/L-702
	P-5	BRICK PAVERS	2/L-702
	P-6	GRANITE UNIT PAVERS - PEDESTRIAN	3/L-702
	P-7	GRANITE UNIT PAVERS - VEHICULAR	4/L-702
	P-8	LIMESTONE PAVERS	5/L-702
	P-9	ENGINEERED WOOD FIBER - OUTDOOR LEARNING	2/L-703
	P-10	MULCH PATH	3/L-703
	P-11	TREE COOKIE PAVING	4/L-716
	P-12	RECLAIMED STONE PAVING	1/L-703
	P-13	GRAVEL PATH	9/L-703
SITE ELEMENTS			
SEE PLAN	S-1	BRIDGE	1/L-705
	S-2	HISTORIC WALL - RECONSTRUCTED	3/L-707
	S-3	RECLAIMED STONE STEPS	2/L-706
	S-4	STONE STAIR AT WATER GARDEN	3/L-706
	S-5	BOULDER - SITE	1/L-706
	S-6	STONE CURB	2/L-707
	S-7	ROOT BRIDGE	1/L-704
	S-8	TRELLIS	1/L-708
	S-9	TRELLIS AT OUTDOOR LEARNING AREA	5/L-707
	S-10	METAL ARCH - TYPE 1 AND TYPE 2	2/L-708
	S-11	WATER FEATURE	4/L-709
	S-12	STEEL EDGING	3/L-709
SEE PLAN	S-13	CONCRETE SWALE CROSSING	2/L-709
	S-14	WROUGHT IRON HANDRAIL AT RAMP	4/L-707
	S-15	WROUGHT IRON HANDRAIL AT STAIR	1/L-707
W	S-16	GROUND HYDRANT	SEE SPEC
SEE PLAN	S-17	PAVER SIGNAGE	2/L-716
ART FOOTINGS			
	N/A	CONCRETE FOOTING TO FROST DEPTH	N/A

Dirtworks
561 SEVENTH AVENUE FLOOR 11
NEW YORK, NY 10018
(212) 589 2263

WER
901 WEST THIRD STREET
LITTLE ROCK, AR 72201
(501) 374 5300

CONSULTANTS

CIVIL ENGINEERS
CRAFTON TULL & ASSOCIATES, INC.
901 N. 47TH STREET, SUITE 400
ROGERS, AR 72756
(479) 636 4838

MEP ENGINEERS
INSIGHT ENGINEERING
322 S STATE STREET, STE 201
LITTLE ROCK, AR 72201
(501) 237 3077

STRUCTURAL ENGINEERS
ENFRA TME, LLC
BUILDING 2, 1 ALLIED DRIVE, STE 2600
LITTLE ROCK, AR 72202
(501) 666 6776

FOOD SERVICE CONSULTANT
MCKAY-LANE CONSULTING, LTD
1807 DODSON AVE
FT. SMITH, AR 72901
(479) 629 4572

ACOUSTICAL ENGINEERS
ACENTECH
620 W. GERMANTOWN PIKE, STE. 210
PLYMOUTH MEETING PA 19462
(215) 245 8244

PROJECT TITLE

CENTRAL HOUSE & GARDEN

BENTONVILLE, AR

PROJECT NUMBER: 31483

#	ISSUED FOR	DATE
	FINAL CD's	10/2/2026

KEY PLAN

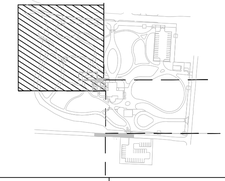

SIGN & SEAL

REGISTERED LANDSCAPE ARCHITECT
ALEX HART
License Number 712062
STATE OF ARKANSAS

DRAWN BY

CHECKED BY

SHEET TITLE

MATERIALS PLAN - NORTHWEST

SHEET NUMBER

L-201

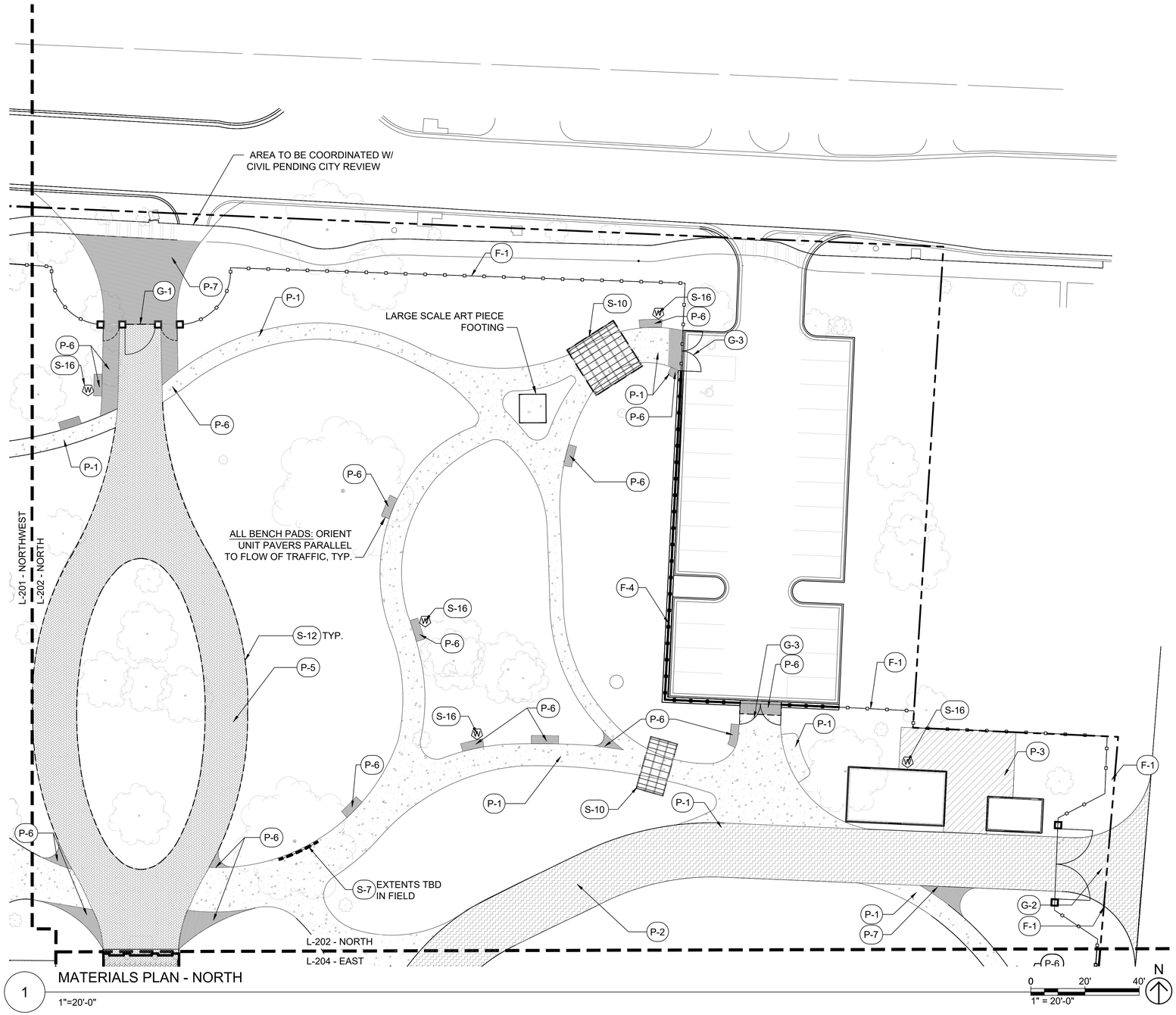

1 MATERIALS PLAN - NORTH

1"=20'-0"

0 20' 40'

1" = 20'-0"

N

GENERAL LEGEND	
	BUILDING ACCESS
	BUILDING FOOTPRINT
	PROPERTY LINE
	MATCH LINE
	EXISTING TREE

MATERIALS LEGEND

SYMBOL	CODE	DESCRIPTION	DETAIL
Fence			
	F-1	PERIMETER FENCE	1/L-713
	F-2	FENCE AT BOARDWALK	1/L-712
	F-3	EXPANDED MESH FENCE	2/L-712
	F-4	FENCE AT PARKING LOT	1/L-709
	F-5	BRICK WALL - AT WATER GARDEN	1/L-710
Gate			
SEE PLAN	G-1	PINEAPPLE GATE	2/L-713
	G-2	SERVICE GATE	2/L-711
	G-3	DECORATIVE GATE - PEDESTRIAN	1/L-711
	G-4	HISTORIC GATE - RECONSTRUCTED	SEE ARCH
	G-5	GATE AT BOARDWALK	3/L-712
PAVING			
	P-1	EXPOSED AGGREGATE CONCRETE PAVEMENT - PEDESTRIAN	1/L-701
	P-2	EXPOSED AGGREGATE CONCRETE PAVEMENT - VEHICULAR	2/L-701
	P-3	CONCRETE PAVEMENT - VEHICULAR	3/L-701
	P-4	BOARDWALK	1/L-702
	P-5	BRICK PAVERS	2/L-702
	P-6	GRANITE UNIT PAVERS - PEDESTRIAN	3/L-702
	P-7	GRANITE UNIT PAVERS - VEHICULAR	4/L-702
	P-8	LIMESTONE PAVERS	5/L-702
	P-9	ENGINEERED WOOD FIBER - OUTDOOR LEARNING	2/L-703
	P-10	MULCH PATH	3/L-703
	P-11	TREE COOKIE PAVING	4/L-716
	P-12	RECLAIMED STONE PAVING	1/L-703
	P-13	GRAVEL PATH	9/L-703
SITE ELEMENTS			
	S-1	BRIDGE	1/L-705
	S-2	HISTORIC WALL - RECONSTRUCTED	3/L-707
	S-3	RECLAIMED STONE STEPS	2/L-706
	S-4	STONE STAIR AT WATER GARDEN	3/L-706
	S-5	BOULDER - SITE	1/L-706
SEE PLAN	S-6	STONE CURB	2/L-707
	S-7	ROOT BRIDGE	1/L-704
	S-8	TRELLIS	1/L-708
	S-9	TRELLIS AT OUTDOOR LEARNING AREA	5/L-707
	S-10	METAL ARCH - TYPE 1 AND TYPE 2	2/L-708
	S-11	WATER FEATURE	4/L-709
	S-12	STEEL EDGING	3/L-709
SEE PLAN	S-13	CONCRETE SWALE CROSSING	2/L-709
	S-14	WROUGHT IRON HANDRAIL AT RAMP	4/L-707
	S-15	WROUGHT IRON HANDRAIL AT STAIR	1/L-707
W	S-16	GROUND HYDRANT	SEE SPEC
SEE PLAN	S-17	PAVER SIGNAGE	2/L-716
ART FOOTINGS			
	N/A	CONCRETE FOOTING TO FROST DEPTH	N/A

Dirtworks
561 SEVENTH AVENUE FLOOR 11
NEW YORK, NY 10018
(212) 589 2263

WER
901 WEST THIRD STREET
LITTLE ROCK, AR 72201
(501) 374 5300

CONSULTANTS

CIVIL ENGINEERS
CRAFTON TULL & ASSOCIATES, INC.
901 N. 47TH STREET, SUITE 400
ROGERS, AR 72756
(479) 636 4838

MEP ENGINEERS
INSIGHT ENGINEERING
322 S STATE STREET, STE 201
LITTLE ROCK, AR 72201
(501) 237 3077

STRUCTURAL ENGINEERS
ENFRA TME, LLC
BUILDING 2, 1 ALLIED DRIVE, STE 2600
LITTLE ROCK, AR 72202
(501) 666 6776

FOOD SERVICE CONSULTANT
MCKAY-LANE CONSULTING, LTD
1807 DODSON AVE
FT. SMITH, AR 72901
(479) 629 4572

ACOUSTICAL ENGINEERS
ACENTECH
620 W. GERMANTOWN PIKE, STE. 210
PLYMOUTH MEETING PA 19462
(215) 245 8244

PROJECT TITLE

CENTRAL HOUSE & GARDEN

BENTONVILLE, AR

PROJECT NUMBER: 31483

#	ISSUED FOR	DATE
	FINAL CD's	10/2/2026

KEY PLAN

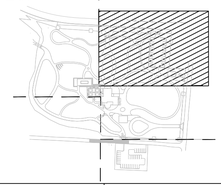

SIGN & SEAL

REGISTERED LANDSCAPE ARCHITECT
ALEX HART
License Number 712062
STATE OF ARKANSAS

DRAWN BY

CHECKED BY

SHEET TITLE

MATERIALS PLAN - NORTH

SHEET NUMBER

L-202

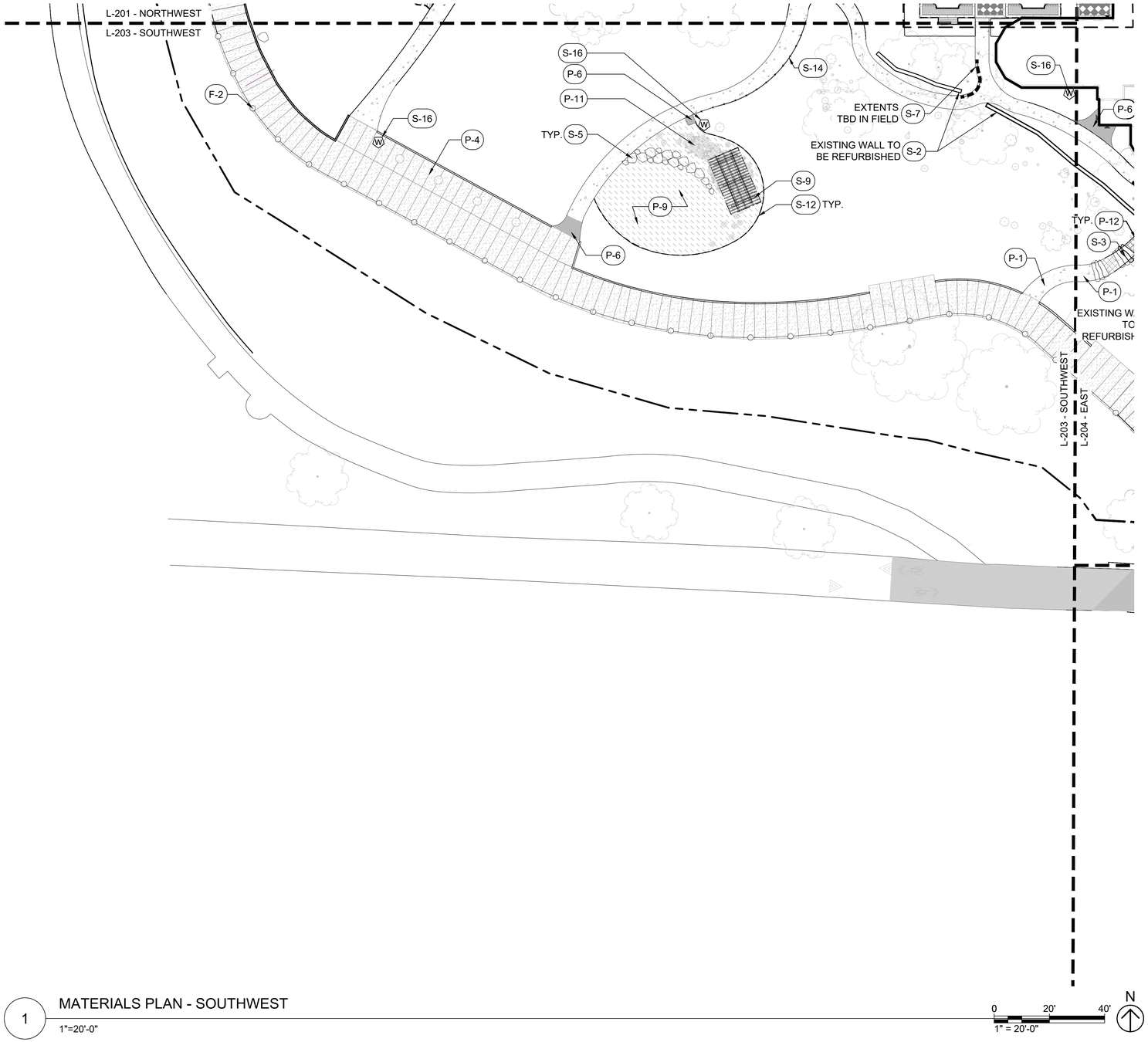

1 MATERIALS PLAN - SOUTHWEST

1"=20'-0"

0 20' 40'

1" = 20'-0"

N

GENERAL LEGEND	
▲	BUILDING ACCESS
———	BUILDING FOOTPRINT
———	PROPERTY LINE
- - -	MATCH LINE
	EXISTING TREE

MATERIALS LEGEND

SYMBOL	CODE	DESCRIPTION	DETAIL
Fence			
	F-1	PERIMETER FENCE	1/L-713
	F-2	FENCE AT BOARDWALK	1/L-712
	F-3	EXPANDED MESH FENCE	2/L-712
	F-4	FENCE AT PARKING LOT	1/L-709
	F-5	BRICK WALL - AT WATER GARDEN	1/L-710
Gate			
SEE PLAN	G-1	PINEAPPLE GATE	2/L-713
	G-2	SERVICE GATE	2/L-711
	G-3	DECORATIVE GATE - PEDESTRIAN	1/L-711
	G-4	HISTORIC GATE - RECONSTRUCTED	SEE ARCH
	G-5	GATE AT BOARDWALK	3/L-712
PAVING			
	P-1	EXPOSED AGGREGATE CONCRETE PAVEMENT - PEDESTRIAN	1/L-701
	P-2	EXPOSED AGGREGATE CONCRETE PAVEMENT - VEHICULAR	2/L-701
	P-3	CONCRETE PAVEMENT - VEHICULAR	3/L-701
	P-4	BOARDWALK	1/L-702
	P-5	BRICK PAVERS	2/L-702
	P-6	GRANITE UNIT PAVERS - PEDESTRIAN	3/L-702
	P-7	GRANITE UNIT PAVERS - VEHICULAR	4/L-702
	P-8	LIMESTONE PAVERS	5/L-702
	P-9	ENGINEERED WOOD FIBER - OUTDOOR LEARNING	2/L-703
	P-10	MULCH PATH	3/L-703
	P-11	TREE COOKIE PAVING	4/L-716
	P-12	RECLAIMED STONE PAVING	1/L-703
	P-13	GRAVEL PATH	9/L-703
SITE ELEMENTS			
	S-1	BRIDGE	1/L-705
	S-2	HISTORIC WALL - RECONSTRUCTED	3/L-707
	S-3	RECLAIMED STONE STEPS	2/L-706
	S-4	STONE STAIR AT WATER GARDEN	3/L-706
	S-5	BOULDER - SITE	1/L-706
SEE PLAN	S-6	STONE CURB	2/L-707
	S-7	ROOT BRIDGE	1/L-704
	S-8	TRELLIS	1/L-708
	S-9	TRELLIS AT OUTDOOR LEARNING AREA	5/L-707
	S-10	METAL ARCH - TYPE 1 AND TYPE 2	2/L-708
	S-11	WATER FEATURE	4/L-709
	S-12	STEEL EDGING	3/L-709
SEE PLAN	S-13	CONCRETE SWALE CROSSING	2/L-709
	S-14	WROUGHT IRON HANDRAIL AT RAMP	4/L-707
	S-15	WROUGHT IRON HANDRAIL AT STAIR	1/L-707
Ⓦ	S-16	GROUND HYDRANT	SEE SPEC
SEE PLAN	S-17	PAVER SIGNAGE	2/L-716
ART FOOTINGS			
	N/A	CONCRETE FOOTING TO FROST DEPTH	N/A

Dirtworks
561 SEVENTH AVENUE FLOOR 11
NEW YORK, NY 10018
(212) 589 2263

WER
901 WEST THIRD STREET
LITTLE ROCK, AR 72201
(501) 374 5300

CONSULTANTS

CIVIL ENGINEERS
CRAFTON TULL & ASSOCIATES, INC.
901 N. 47TH STREET, SUITE 400
ROGERS, AR 72756
(479) 636 4838

MEP ENGINEERS
INSIGHT ENGINEERING
322 S STATE STREET, STE 201
LITTLE ROCK, AR 72201
(501) 237 3077

STRUCTURAL ENGINEERS
ENFRA TME, LLC
BUILDING 2, 1 ALLIED DRIVE, STE 2600
LITTLE ROCK, AR 72202
(501) 666 6776

FOOD SERVICE CONSULTANT
MCKAY-LANE CONSULTING, LTD
1807 DODSON AVE
FT. SMITH, AR 72901
(479) 629 4572

ACOUSTICAL ENGINEERS
ACENTECH
620 W. GERMANTOWN PIKE, STE. 210
PLYMOUTH MEETING PA 19462
(215) 245 8244

PROJECT TITLE

CENTRAL HOUSE & GARDEN

BENTONVILLE, AR

PROJECT NUMBER: 31483

#	ISSUED FOR	DATE
	FINAL CD's	10/2/2026

KEY PLAN

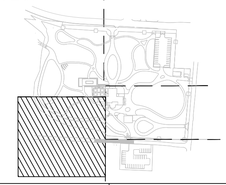

SIGN & SEAL

REGISTERED LANDSCAPE ARCHITECT
ALEX HART
License Number 712062
STATE OF ARKANSAS

DRAWN BY

CHECKED BY

SHEET TITLE

MATERIALS PLAN - SOUTHWEST

SHEET NUMBER

L-203

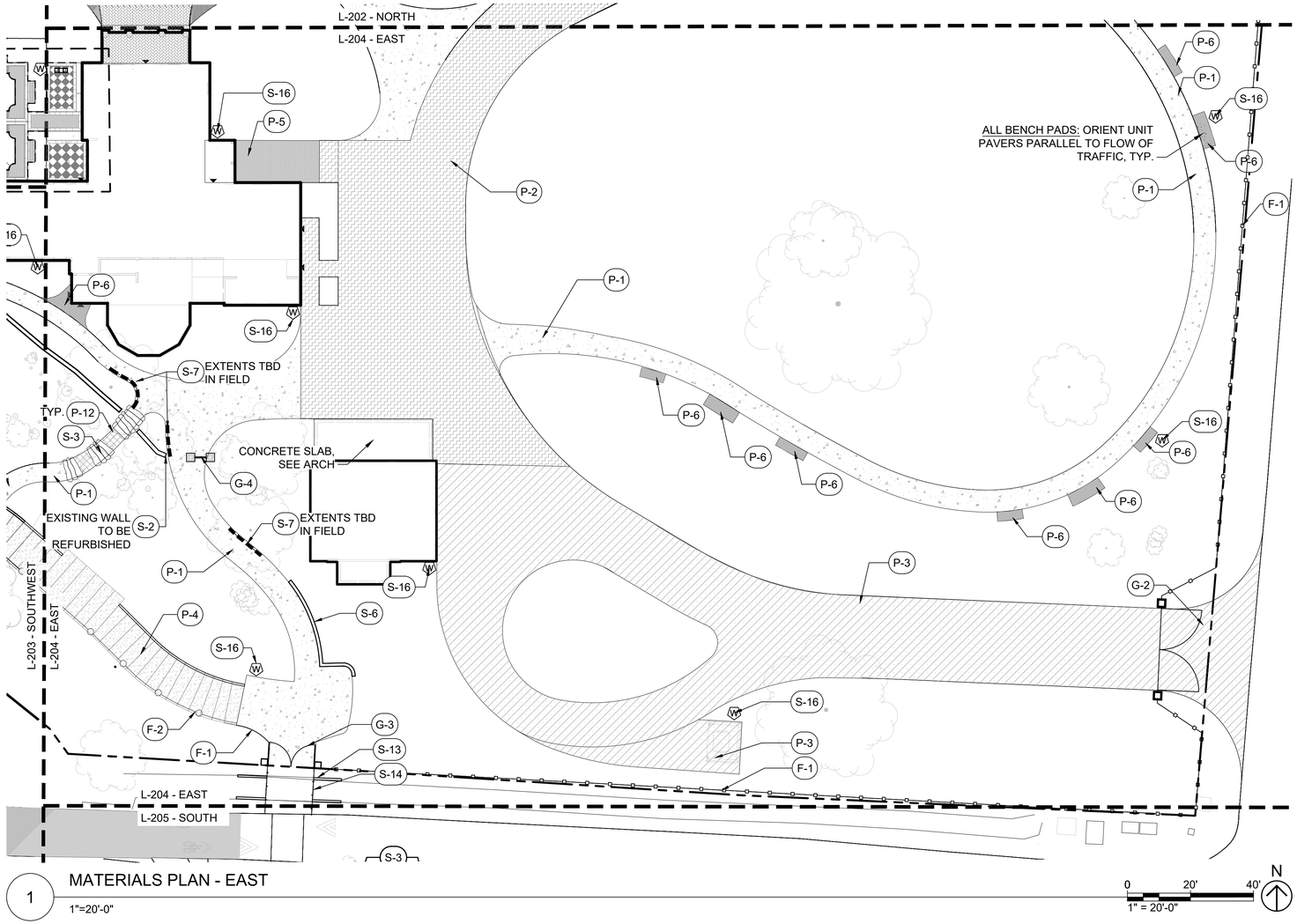

1 MATERIALS PLAN - EAST

1"=20'-0"

GENERAL LEGEND	
▲	BUILDING ACCESS
	BUILDING FOOTPRINT
	PROPERTY LINE
	MATCH LINE
	EXISTING TREE

MATERIALS LEGEND

SYMBOL	CODE	DESCRIPTION	DETAIL
Fence			
	F-1	PERIMETER FENCE	1/L-713
	F-2	FENCE AT BOARDWALK	1/L-712
	F-3	EXPANDED MESH FENCE	2/L-712
	F-4	FENCE AT PARKING LOT	1/L-709
	F-5	BRICK WALL - AT WATER GARDEN	1/L-710
Gate			
SEE PLAN	G-1	PINEAPPLE GATE	2/L-713
	G-2	SERVICE GATE	2/L-711
	G-3	DECORATIVE GATE - PEDESTRIAN	1/L-711
	G-4	HISTORIC GATE - RECONSTRUCTED	SEE ARCH
	G-5	GATE AT BOARDWALK	3/L-712
PAVING			
	P-1	EXPOSED AGGREGATE CONCRETE PAVEMENT - PEDESTRIAN	1/L-701
	P-2	EXPOSED AGGREGATE CONCRETE PAVEMENT - VEHICULAR	2/L-701
	P-3	CONCRETE PAVEMENT - VEHICULAR	3/L-701
	P-4	BOARDWALK	1/L-702
	P-5	BRICK PAVERS	2/L-702
	P-6	GRANITE UNIT PAVERS - PEDESTRIAN	3/L-702
	P-7	GRANITE UNIT PAVERS - VEHICULAR	4/L-702
	P-8	LIMESTONE PAVERS	5/L-702
	P-9	ENGINEERED WOOD FIBER - OUTDOOR LEARNING	2/L-703
	P-10	MULCH PATH	3/L-703
	P-11	TREE COOKIE PAVING	4/L-716
	P-12	RECLAIMED STONE PAVING	1/L-703
	P-13	GRAVEL PATH	9/L-703
SITE ELEMENTS			
SEE PLAN	S-1	BRIDGE	1/L-705
	S-2	HISTORIC WALL - RECONSTRUCTED	3/L-707
	S-3	RECLAIMED STONE STEPS	2/L-706
	S-4	STONE STAIR AT WATER GARDEN	3/L-706
	S-5	BOULDER - SITE	1/L-706
	S-6	STONE CURB	2/L-707
	S-7	ROOT BRIDGE	1/L-704
	S-8	TRELLIS	1/L-708
	S-9	TRELLIS AT OUTDOOR LEARNING AREA	5/L-707
	S-10	METAL ARCH - TYPE 1 AND TYPE 2	2/L-708
	S-11	WATER FEATURE	4/L-709
	S-12	STEEL EDGING	3/L-709
SEE PLAN	S-13	CONCRETE SWALE CROSSING	2/L-709
	S-14	WROUGHT IRON HANDRAIL AT RAMP	4/L-707
	S-15	WROUGHT IRON HANDRAIL AT STAIR	1/L-707
Ⓦ	S-16	GROUND HYDRANT	SEE SPEC
SEE PLAN	S-17	PAVER SIGNAGE	2/L-716
ART FOOTINGS			
	N/A	CONCRETE FOOTING TO FROST DEPTH	N/A

Dirtworks
561 SEVENTH AVENUE FLOOR 11
NEW YORK, NY 10018
(212) 589 2263

WER
901 WEST THIRD STREET
LITTLE ROCK, AR 72201
(501) 374 5300

CONSULTANTS

CIVIL ENGINEERS
CRAFTON TULL & ASSOCIATES, INC.
901 N. 47TH STREET, SUITE 400
ROGERS, AR 72756
(479) 636 4838

MEP ENGINEERS
INSIGHT ENGINEERING
322 S STATE STREET, STE 201
LITTLE ROCK, AR 72201
(501) 237 3077

STRUCTURAL ENGINEERS
ENFRA TME, LLC
BUILDING 2, 1 ALLIED DRIVE, STE 2600
LITTLE ROCK, AR 72202
(501) 666 6776

FOOD SERVICE CONSULTANT
MCKAY-LANE CONSULTING, LTD
1807 DODSON AVE
FT. SMITH, AR 72901
(479) 629 4572

ACOUSTICAL ENGINEERS
ACENTECH
620 W. GERMANTOWN PIKE, STE. 210
PLYMOUTH MEETING PA 19462
(215) 245 8244

PROJECT TITLE

CENTRAL HOUSE & GARDEN

BENTONVILLE, AR

PROJECT NUMBER: 31483

#	ISSUED FOR	DATE
	FINAL CD's	10/2/2026

KEY PLAN

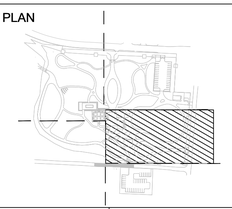

SIGN & SEAL

REGISTERED LANDSCAPE ARCHITECT
ALEX HART
License Number 712062
STATE OF ARKANSAS

DRAWN BY

CHECKED BY

SHEET TITLE

MATERIALS PLAN - EAST

SHEET NUMBER

L-204

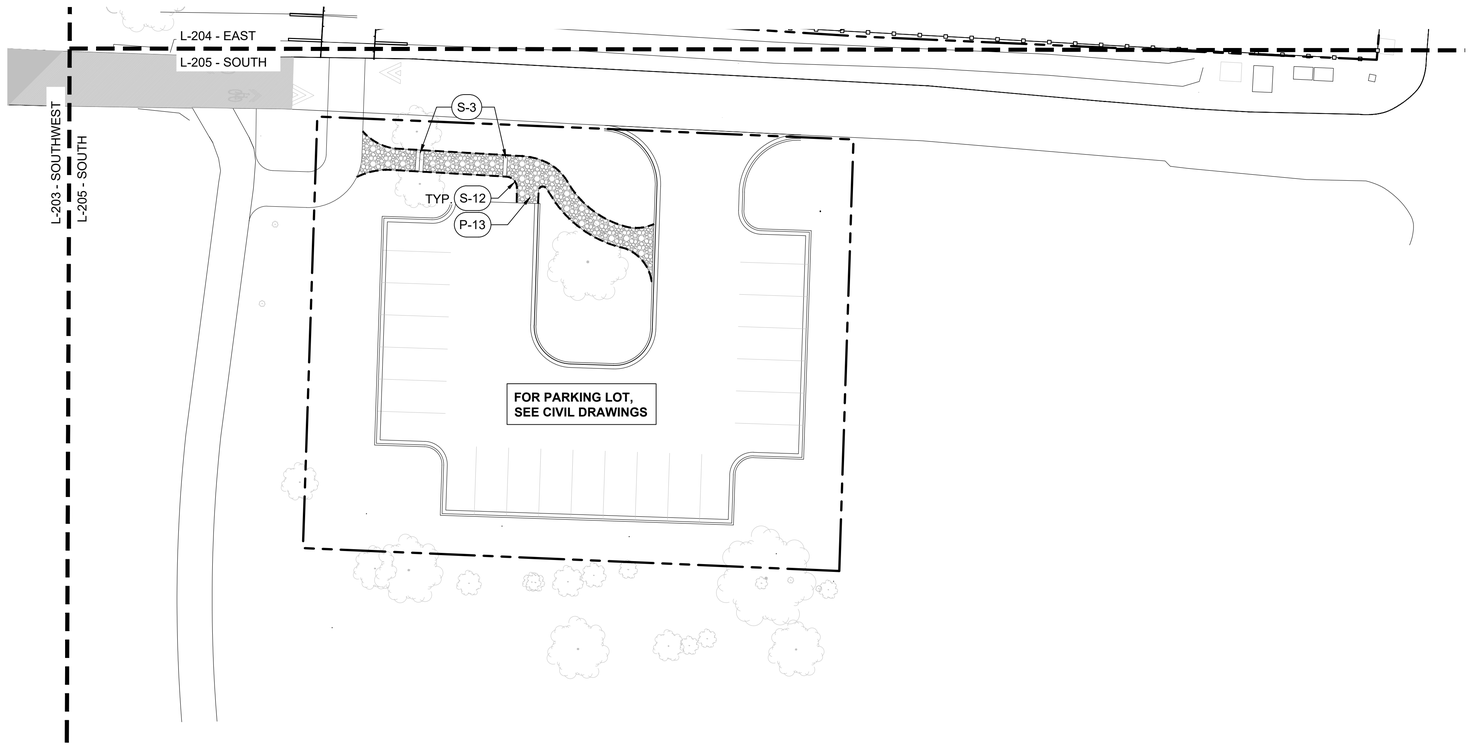

1 MATERIALS PLAN - SOUTH

1"=20'-0"

0 20' 40'

1" = 20'-0"

N

GENERAL LEGEND	
▲	BUILDING ACCESS
	BUILDING FOOTPRINT
	PROPERTY LINE
	MATCH LINE
	EXISTING TREE

MATERIALS LEGEND

SYMBOL	CODE	DESCRIPTION	DETAIL
Fence			
	F-1	PERIMETER FENCE	1/L-713
	F-2	FENCE AT BOARDWALK	1/L-712
	F-3	EXPANDED MESH FENCE	2/L-712
	F-4	FENCE AT PARKING LOT	1/L-709
	F-5	BRICK WALL - AT WATER GARDEN	1/L-710
Gate			
SEE PLAN	G-1	PINEAPPLE GATE	2/L-713
	G-2	SERVICE GATE	2/L-711
	G-3	DECORATIVE GATE - PEDESTRIAN	1/L-711
	G-4	HISTORIC GATE - RECONSTRUCTED	SEE ARCH
	G-5	GATE AT BOARDWALK	3/L-712
PAVING			
	P-1	EXPOSED AGGREGATE CONCRETE PAVEMENT - PEDESTRIAN	1/L-701
	P-2	EXPOSED AGGREGATE CONCRETE PAVEMENT - VEHICULAR	2/L-701
	P-3	CONCRETE PAVEMENT - VEHICULAR	3/L-701
	P-4	BOARDWALK	1/L-702
	P-5	BRICK PAVERS	2/L-702
	P-6	GRANITE UNIT PAVERS - PEDESTRIAN	3/L-702
	P-7	GRANITE UNIT PAVERS - VEHICULAR	4/L-702
	P-8	LIMESTONE PAVERS	5/L-702
	P-9	ENGINEERED WOOD FIBER - OUTDOOR LEARNING	2/L-703
	P-10	MULCH PATH	3/L-703
	P-11	TREE COOKIE PAVING	4/L-716
	P-12	RECLAIMED STONE PAVING	1/L-703
	P-13	GRAVEL PATH	9/L-703
SITE ELEMENTS			
	S-1	BRIDGE	1/L-705
	S-2	HISTORIC WALL - RECONSTRUCTED	3/L-707
	S-3	RECLAIMED STONE STEPS	2/L-706
	S-4	STONE STAIR AT WATER GARDEN	3/L-706
	S-5	BOULDER - SITE	1/L-706
SEE PLAN	S-6	STONE CURB	2/L-707
	S-7	ROOT BRIDGE	1/L-704
	S-8	TRELLIS	1/L-708
	S-9	TRELLIS AT OUTDOOR LEARNING AREA	5/L-707
	S-10	METAL ARCH - TYPE 1 AND TYPE 2	2/L-708
	S-11	WATER FEATURE	4/L-709
	S-12	STEEL EDGING	3/L-709
SEE PLAN	S-13	CONCRETE SWALE CROSSING	2/L-709
	S-14	WROUGHT IRON HANDRAIL AT RAMP	4/L-707
	S-15	WROUGHT IRON HANDRAIL AT STAIR	1/L-707
W	S-16	GROUND HYDRANT	SEE SPEC
SEE PLAN	S-17	PAVER SIGNAGE	2/L-716
ART FOOTINGS			
	N/A	CONCRETE FOOTING TO FROST DEPTH	N/A

Dirtworks
561 SEVENTH AVENUE FLOOR 11
NEW YORK, NY 10018
(212) 589 2263

WER
901 WEST THIRD STREET
LITTLE ROCK, AR 72201
(501) 374 5300

CONSULTANTS

CIVIL ENGINEERS
CRAFTON TULL & ASSOCIATES, INC.
901 N. 47TH STREET, SUITE 400
ROGERS, AR 72756
(479) 636 4838

MEP ENGINEERS
INSIGHT ENGINEERING
322 S STATE STREET, STE 201
LITTLE ROCK, AR 72201
(501) 237 3077

STRUCTURAL ENGINEERS
ENFRA TME, LLC
BUILDING 2, 1 ALLIED DRIVE, STE 2600
LITTLE ROCK, AR 72202
(501) 666 6776

FOOD SERVICE CONSULTANT
MCKAY-LANE CONSULTING, LTD
1807 DODSON AVE
FT. SMITH, AR 72901
(479) 629 4572

ACOUSTICAL ENGINEERS
ACENTECH
620 W. GERMANTOWN PIKE, STE. 210
PLYMOUTH MEETING PA 19462
(215) 245 8244

PROJECT TITLE

CENTRAL HOUSE & GARDEN

BENTONVILLE, AR

PROJECT NUMBER: 31483

#	ISSUED FOR	DATE
	FINAL CD's	10/2/2026

KEY PLAN

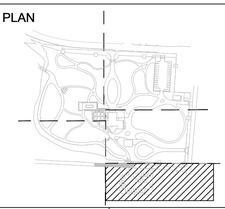

SIGN & SEAL

REGISTERED LANDSCAPE ARCHITECT
ALEX HART
License Number 712062
STATE OF ARKANSAS

DRAWN BY

CHECKED BY

SHEET TITLE

MATERIALS PLAN - SOUTH

SHEET NUMBER

L-205

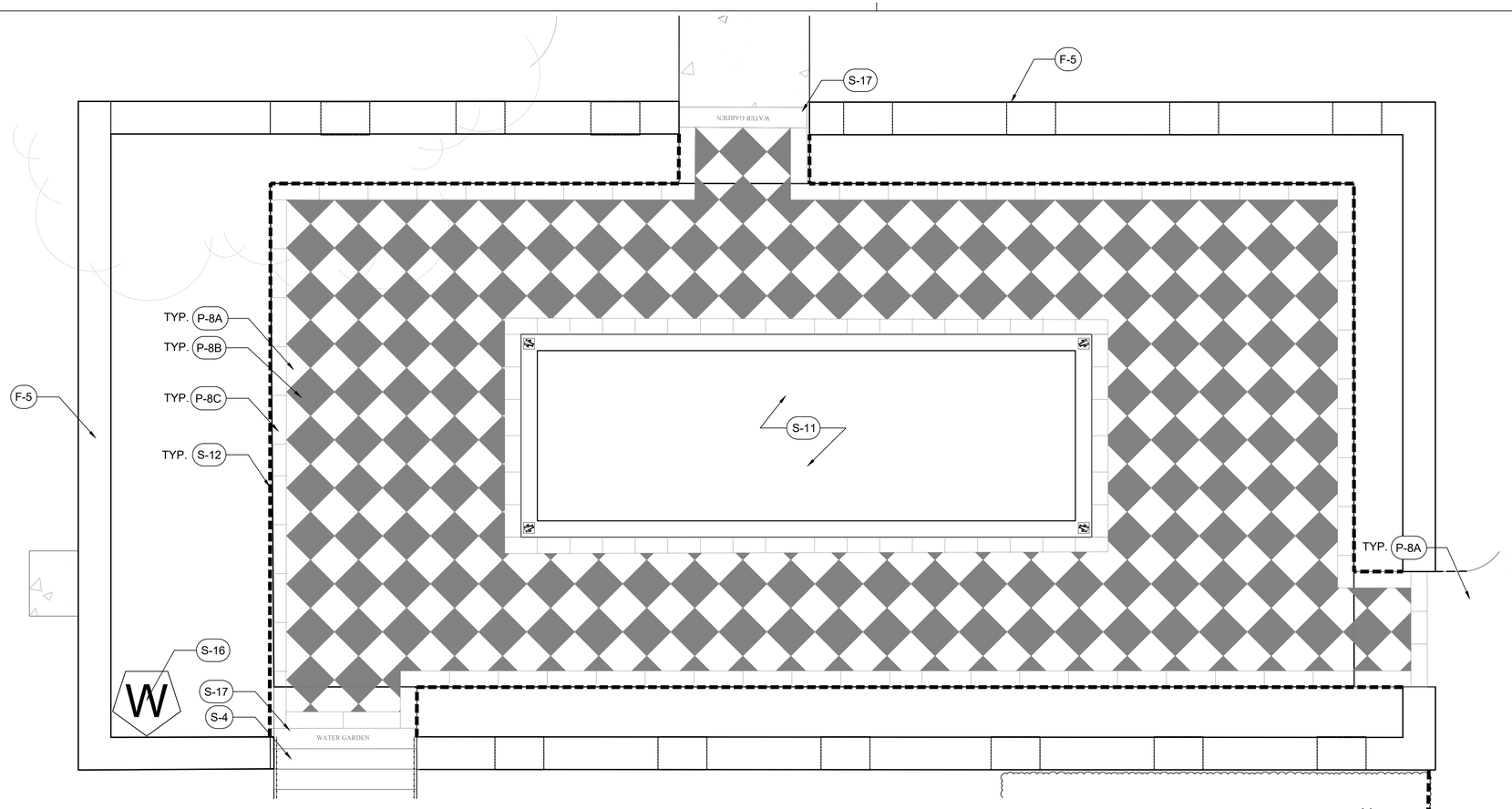

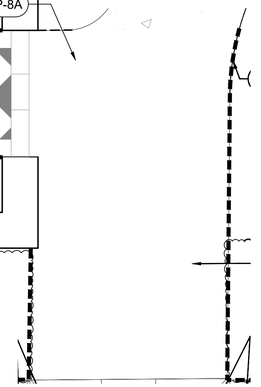

1 MATERIALS PLAN - GARDEN ENLARGEMENT 1

1/4"=1'-0"

GENERAL LEGEND	
	BUILDING ACCESS
	BUILDING FOOTPRINT
	PROPERTY LINE
	MATCH LINE
	EXISTING TREE

MATERIALS LEGEND (ENLARGEMENT PLANS)

SYMBOL	CODE	DESCRIPTION	SIZE	COLOR/FINISH	DETAIL
PAVING					
	P-5	BRICK PAVERS	~8" × 4" × 2¼"	RECLAIMED CLAY BRICK PAVER, RED-ORANGE	2/L-702
	P-8A	LIMESTONE PAVERS	2'-0" × 2'-0" × 2¼"	NATURAL LIMESTONE, PRAIRIE SHELL-HONED FINISH US STONE	5/L-702
	P-8B	LIMESTONE PAVERS	2'-0" × 2'-0" × 2¼"	NATURAL LIMESTONE, COTTONWOOD - HONED FINISH, US STONE	5/L-702
	P-8C	LIMESTONE PAVERS	3'-0" × 1'-0" × 2¼"	NATURAL LIMESTONE, COTTONWOOD - HONED FINISH, US STONE	5/L-702
SITE ELEMENTS					
	F-5	BRICK WALL - AT WATER GARDEN	SEE DETAIL	SEE DETAIL	1/L-710
SEE PLAN	S-3	RECLAIMED STONE STEPS			2/L-706
SEE PLAN	S-4	STONE STAIR AT WATER GARDEN			3/L-706
SEE PLAN	S-11	WATER FEATURE			4/L-709
	S-12	STEEL EDGING			3/L-709
	S-15	WROUGHT IRON HANDRAIL AT STAIR			1/L-707
W	S-16	GROUND HYDRANT			SEE SPEC
SEE PLAN	S-17	PAVER SIGNAGE			2/L-716

Dirtworks
561 SEVENTH AVENUE FLOOR 11
NEW YORK, NY 10018
(212) 589 2263

WER
901 WEST THIRD STREET
LITTLE ROCK, AR 72201
(501) 374 5300

CONSULTANTS

CIVIL ENGINEERS
CRAFTON TULL & ASSOCIATES, INC.
901 N. 47TH STREET, SUITE 400
ROGERS, AR 72756
(479) 636 4838

MEP ENGINEERS
INSIGHT ENGINEERING
322 S STATE STREET, STE 201
LITTLE ROCK, AR 72201
(501) 237 3077

STRUCTURAL ENGINEERS
ENFRA TME, LLC
BUILDING 2, 1 ALLIED DRIVE, STE 2600
LITTLE ROCK, AR 72202
(501) 666 6776

FOOD SERVICE CONSULTANT
MCKAY-LANE CONSULTING, LTD
1807 DODSON AVE
FT. SMITH, AR 72901
(479) 629 4572

ACOUSTICAL ENGINEERS
ACENTECH
620 W. GERMANTOWN PIKE, STE. 210
PLYMOUTH MEETING PA 19462
(215) 245 8244

PROJECT TITLE

CENTRAL HOUSE & GARDEN

BENTONVILLE, AR

PROJECT NUMBER: 31483

#	ISSUED FOR	DATE
	FINAL CD's	10/2/2026

KEY PLAN

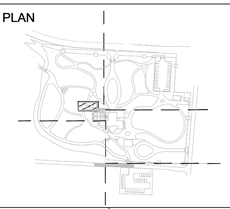

SIGN & SEAL

REGISTERED LANDSCAPE ARCHITECT
ALEX HART
License Number 712062
STATE OF ARKANSAS

DRAWN BY

CHECKED BY

SHEET TITLE

MATERIALS PLAN - GARDEN ENLARGEMENT 1

SHEET NUMBER

L-206

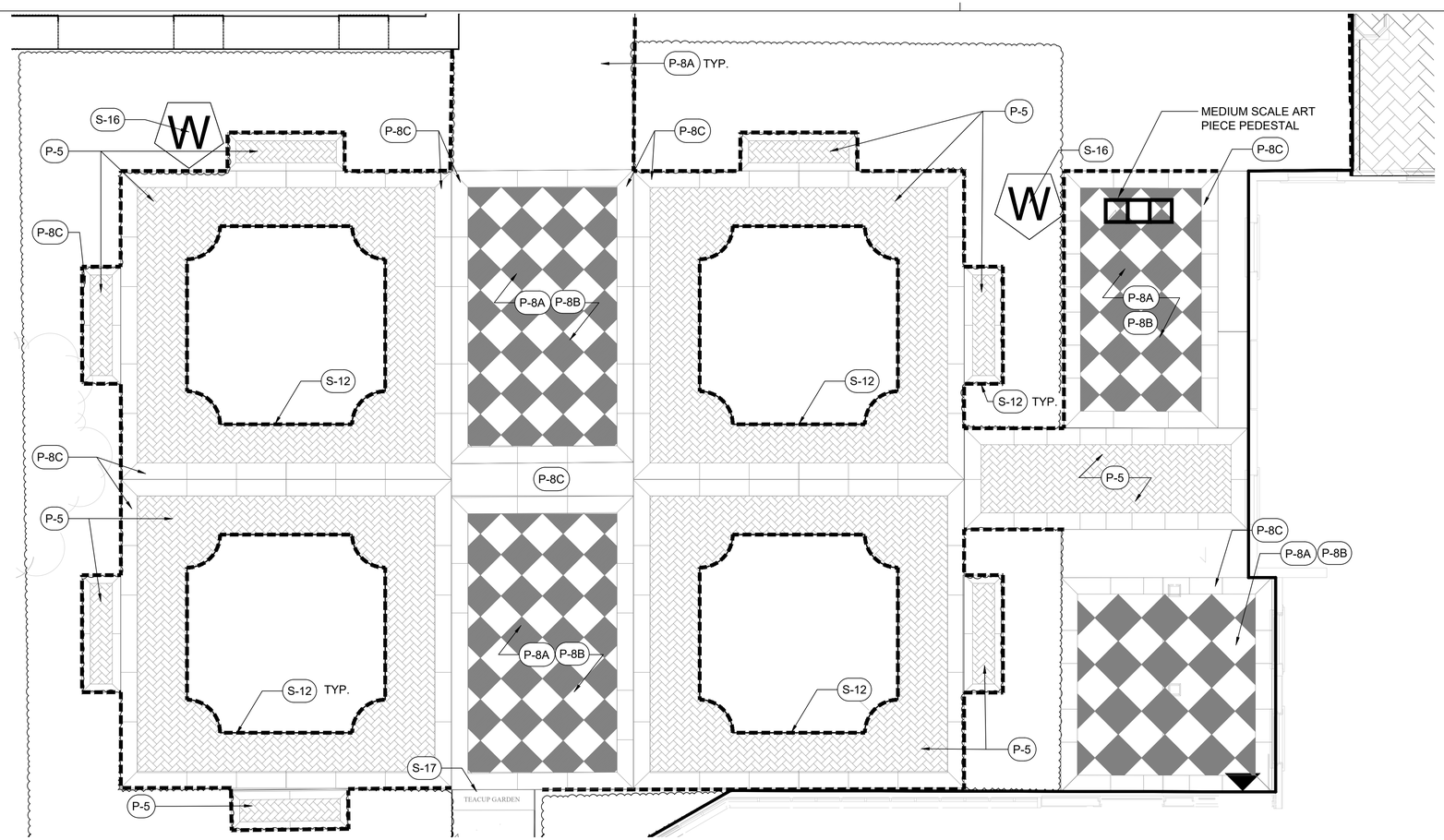

1 MATERIALS PLAN - GARDEN ENLARGEMENT 2

1/4"=1'-0"

0 1' 4' 8'

1/4" = 1'-0"

N

GENERAL LEGEND	
▲	BUILDING ACCESS
———	BUILDING FOOTPRINT
———	PROPERTY LINE
- - -	MATCH LINE
	EXISTING TREE

MATERIALS LEGEND (ENLARGEMENT PLANS)

SYMBOL	CODE	DESCRIPTION	SIZE	COLOR/FINISH	DETAIL
PAVING					
	P-5	BRICK PAVERS	~8" × 4" × 2¼"	RECLAIMED CLAY BRICK PAVER, RED-ORANGE	2/L-702
	P-8A	LIMESTONE PAVERS	2'-0" × 2'-0" × 2¼"	NATURAL LIMESTONE, PRAIRIE SHELL-HONED FINISH US STONE	5/L-702
	P-8B	LIMESTONE PAVERS	2'-0" × 2'-0" × 2¼"	NATURAL LIMESTONE, COTTONWOOD - HONED FINISH, US STONE	5/L-702
	P-8C	LIMESTONE PAVERS	3'-0" × 1'-0" × 2¼"	NATURAL LIMESTONE, COTTONWOOD - HONED FINISH, US STONE	5/L-702
SITE ELEMENTS					
	F-5	BRICK WALL - AT WATER GARDEN	SEE DETAIL	SEE DETAIL	1/L-710
SEE PLAN	S-3	RECLAIMED STONE STEPS			2/L-706
SEE PLAN	S-4	STONE STAIR AT WATER GARDEN			3/L-706
SEE PLAN	S-11	WATER FEATURE			4/L-709
	S-12	STEEL EDGING			3/L-709
	S-15	WROUGHT IRON HANDRAIL AT STAIR			1/L-707
W	S-16	GROUND HYDRANT			SEE SPEC
SEE PLAN	S-17	PAVER SIGNAGE			2/L-716

Dirtworks
561 SEVENTH AVENUE FLOOR 11
NEW YORK, NY 10018
(212) 589 2263

WER
901 WEST THIRD STREET
LITTLE ROCK, AR 72201
(501) 374 5300

CONSULTANTS

CIVIL ENGINEERS
CRAFTON TULL & ASSOCIATES, INC.
901 N. 47TH STREET, SUITE 400
ROGERS, AR 72756
(479) 636 4838

MEP ENGINEERS
INSIGHT ENGINEERING
322 S STATE STREET, STE 201
LITTLE ROCK, AR 72201
(501) 237 3077

STRUCTURAL ENGINEERS
ENFRA TME, LLC
BUILDING 2, 1 ALLIED DRIVE, STE 2600
LITTLE ROCK, AR 72202
(501) 666 6776

FOOD SERVICE CONSULTANT
MCKAY-LANE CONSULTING, LTD
1807 DODSON AVE
FT. SMITH, AR 72901
(479) 629 4572

ACOUSTICAL ENGINEERS
ACENTECH
620 W. GERMANTOWN PIKE, STE. 210
PLYMOUTH MEETING PA 19462
(215) 245 8244

PROJECT TITLE

CENTRAL HOUSE & GARDEN

BENTONVILLE, AR

PROJECT NUMBER: 31483

#	ISSUED FOR	DATE
	FINAL CD's	10/2/2026

KEY PLAN

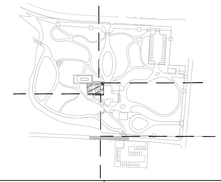

SIGN & SEAL

REGISTERED LANDSCAPE ARCHITECT
ALEX HART
License Number 712062
STATE OF ARKANSAS

DRAWN BY

CHECKED BY

SHEET TITLE

MATERIALS PLAN - GARDEN ENLARGEMENT 2

SHEET NUMBER

L-207

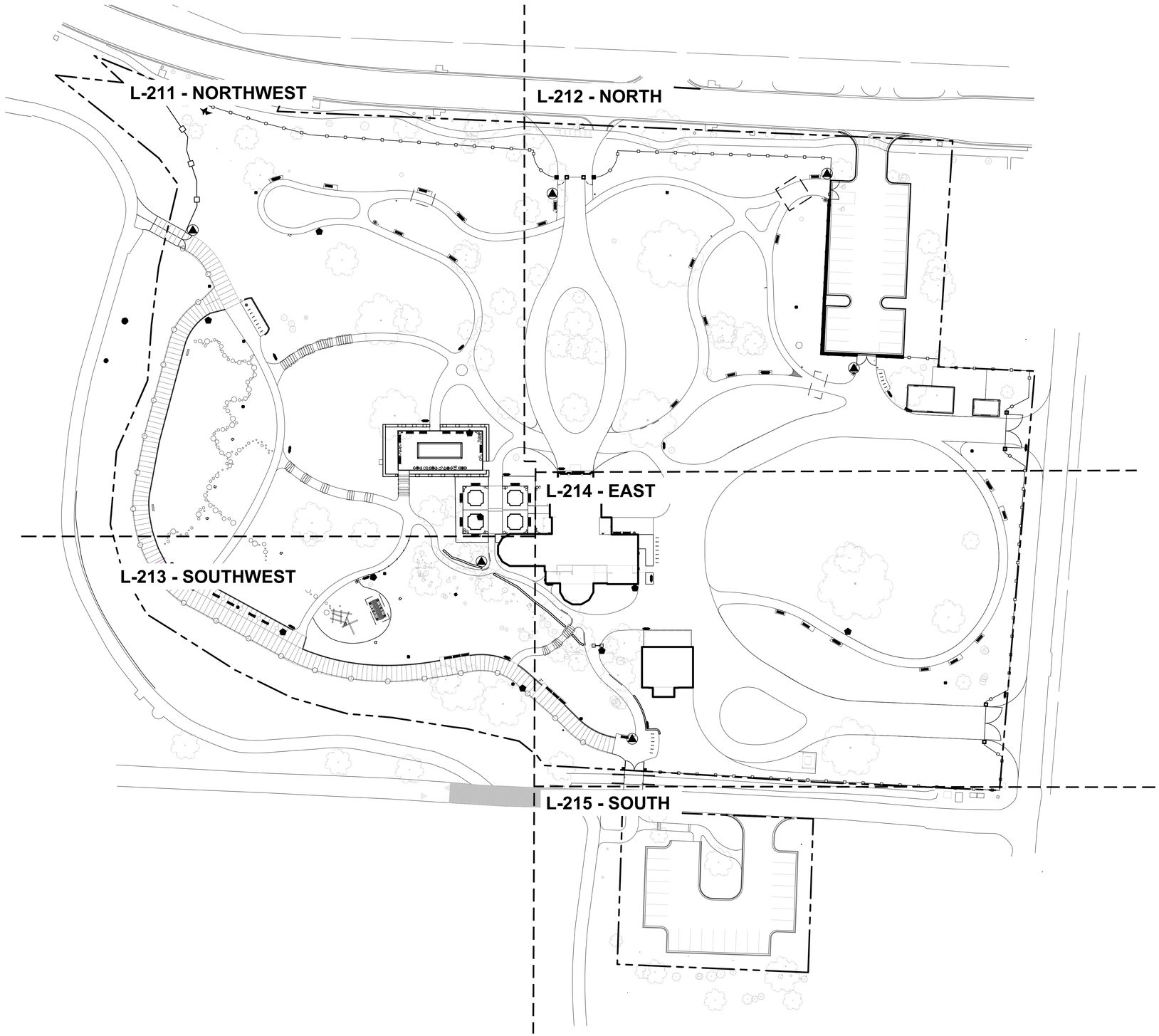

1 FURNISHING PLAN - SITE
1"=40'-0"

0 40' 80'
1" = 40'-0"

N

GENERAL LEGEND	
▲	BUILDING ACCESS
	BUILDING FOOTPRINT
	PROPERTY LINE
	MATCH LINE
	EXISTING TREE

SITE FURNISHING LEGEND		
SYMBOL	CODE	DESCRIPTION
SITE FURNISHING SCHEDULE		
	SF-1	WATER GARDEN CAFE CHAIR
	SF-2	WATER GARDEN CAFE TABLE
	SF-3	GARDEN BENCH
	SF-4	DOG WASTE BAG DISPENSER
	SF-5	RUBBISH BIN
	SF-6	OUTDOOR LEARNING TABLE
	SF-7	PARK BENCH
	SF-8	SWING BENCH
	SF-9	BIKE RACK
	SF-17	URN PLANTER
	SF-18	PINEAPPLE FINIAL
	SF-19	SMALL FROG STATUE
	SF-20	LARGE FROG
	SF-21	DUCK STATUE
	SF-22	PIG STATUE
	SF-23	RABBIT STATUE
	SF-24	INSECT HOTEL
	SF-25	BIRD OR BAT HOUSE
SEE PLAN	SF-26	WOODEN STEPPER TRAIL
SEE PLAN	SF-27	PLAY SCULPTURE

SIGNAGE LEGEND	
	INFORMATIONAL SIGNAGE
	WAYFINDING SIGNAGE
	CIRCULATION SIGNAGE

Dirtworks
561 SEVENTH AVENUE FLOOR 11
NEW YORK, NY 10018
(212) 589 2263

WER
901 WEST THIRD STREET
LITTLE ROCK, AR 72201
(501) 374 5300

CONSULTANTS

CIVIL ENGINEERS
CRAFTON TULL & ASSOCIATES, INC.
901 N. 47TH STREET, SUITE 400
ROGERS, AR 72756
(479) 636 4838

MEP ENGINEERS
INSIGHT ENGINEERING
322 S STATE STREET, STE 201
LITTLE ROCK, AR 72201
(501) 237 3077

STRUCTURAL ENGINEERS
ENFRA TME, LLC
BUILDING 2, 1 ALLIED DRIVE, STE 2600
LITTLE ROCK, AR 72202
(501) 666 6776

FOOD SERVICE CONSULTANT
MCKAY-LANE CONSULTING, LTD
1807 DODSON AVE
FT. SMITH, AR 72901
(479) 629 4572

ACOUSTICAL ENGINEERS
ACENTECH
620 W. GERMANTOWN PIKE, STE. 210
PLYMOUTH MEETING PA 19462
(215) 245 8244

PROJECT TITLE

CENTRAL HOUSE & GARDEN

BENTONVILLE, AR

PROJECT NUMBER: 31483

#	ISSUED FOR	DATE
	FINAL CD's	10/2/2026

KEY PLAN

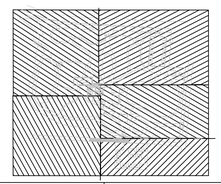

SIGN & SEAL

REGISTERED LANDSCAPE ARCHITECT
ALEX HART
License Number 712062
STATE OF ARKANSAS

DRAWN BY

CHECKED BY

SHEET TITLE

SITE FURNISHING - SITE

SHEET NUMBER

L-210

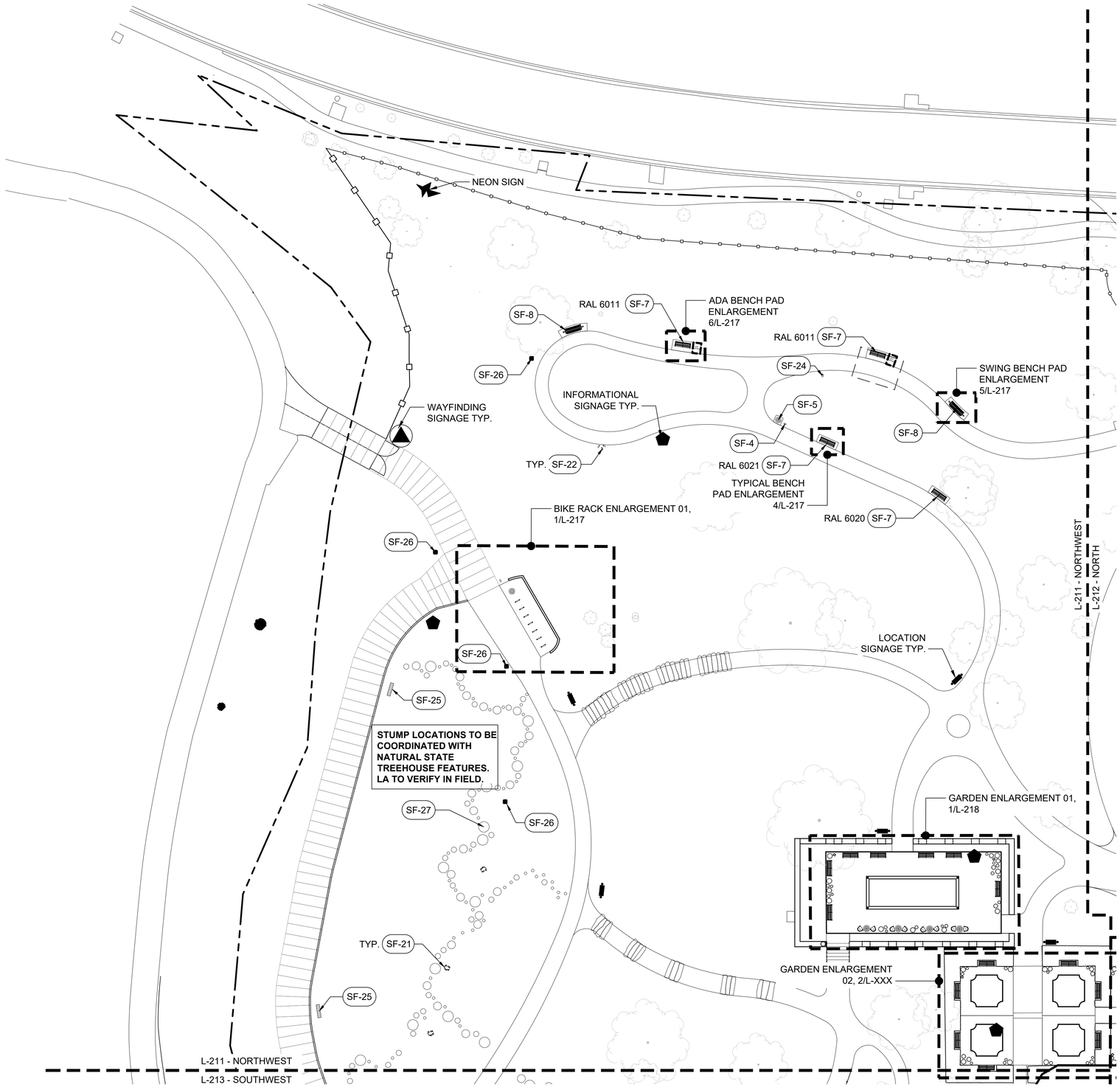

1 SITE FURNISHING PLAN - NORTHWEST

1"=20'-0"

0 20' 40'

1" = 20'-0"

N

GENERAL LEGEND	
▲	BUILDING ACCESS
———	BUILDING FOOTPRINT
—·—	PROPERTY LINE
- - -	MATCH LINE
	EXISTING TREE

SITE FURNISHING LEGEND		
SYMBOL	CODE	DESCRIPTION
SITE FURNISHING SCHEDULE		
	SF-1	WATER GARDEN CAFE CHAIR
	SF-2	WATER GARDEN CAFE TABLE
	SF-3	GARDEN BENCH
	SF-4	DOG WASTE BAG DISPENSER
	SF-5	RUBBISH BIN
	SF-6	OUTDOOR LEARNING TABLE
	SF-7	PARK BENCH
	SF-8	SWING BENCH
	SF-9	BIKE RACK
	SF-17	URN PLANTER
	SF-18	PINEAPPLE FINIAL
	SF-19	SMALL FROG STATUE
	SF-20	LARGE FROG
	SF-21	DUCK STATUE
	SF-22	PIG STATUE
	SF-23	RABBIT STATUE
	SF-24	INSECT HOTEL
	SF-25	BIRD OR BAT HOUSE
SEE PLAN	SF-26	WOODEN STEPPER TRAIL
SEE PLAN	SF-27	PLAY SCULPTURE

SIGNAGE LEGEND	
⬟	INFORMATIONAL SIGNAGE
▲	WAYFINDING SIGNAGE
●▬●	CIRCULATION SIGNAGE

Dirtworks
561 SEVENTH AVENUE FLOOR 11
NEW YORK, NY 10018
(212) 589 2263

WER
901 WEST THIRD STREET
LITTLE ROCK, AR 72201
(501) 374 5300

CONSULTANTS

CIVIL ENGINEERS
CRAFTON TULL & ASSOCIATES, INC.
901 N. 47TH STREET, SUITE 400
ROGERS, AR 72756
(479) 636 4838

MEP ENGINEERS
INSIGHT ENGINEERING
322 S STATE STREET, STE 201
LITTLE ROCK, AR 72201
(501) 237 3077

STRUCTURAL ENGINEERS
ENFRA TME, LLC
BUILDING 2, 1 ALLIED DRIVE, STE 2600
LITTLE ROCK, AR 72202
(501) 666 6776

FOOD SERVICE CONSULTANT
MCKAY-LANE CONSULTING, LTD
1807 DODSON AVE
FT. SMITH, AR 72901
(479) 629 4572

ACOUSTICAL ENGINEERS
ACENTECH
620 W. GERMANTOWN PIKE, STE. 210
PLYMOUTH MEETING PA 19462
(215) 245 8244

PROJECT TITLE

CENTRAL HOUSE & GARDEN

BENTONVILLE, AR

PROJECT NUMBER: 31483

#	ISSUED FOR	DATE
	FINAL CD's	10/2/2026

KEY PLAN

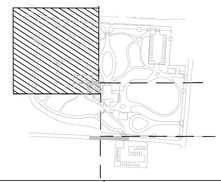

SIGN & SEAL

REGISTERED LANDSCAPE ARCHITECT
ALEX HART
License Number 712062
STATE OF ARKANSAS

DRAWN BY

CHECKED BY

SHEET TITLE

SITE FURNISHING - NORTHWEST

SHEET NUMBER

L-211

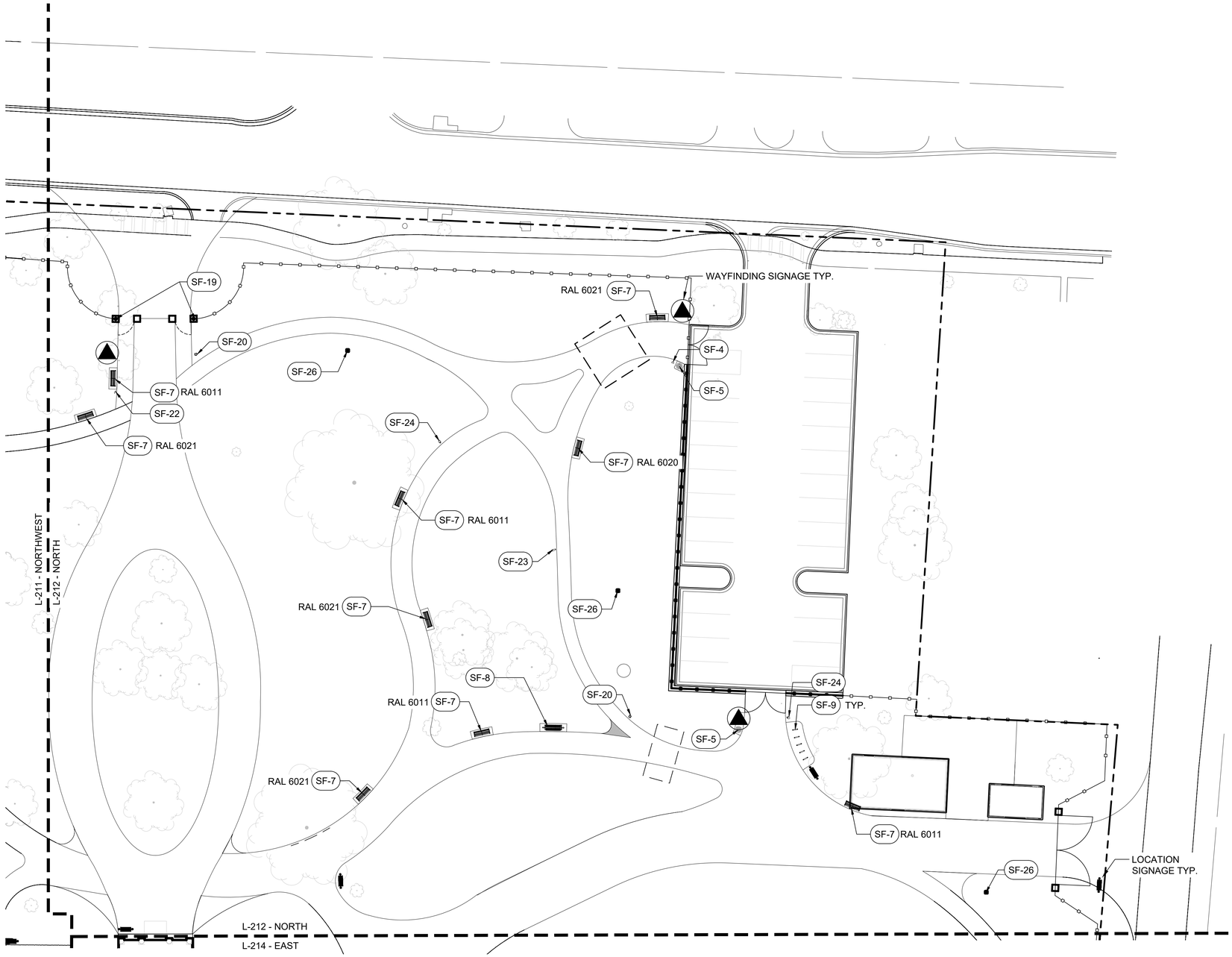

1 SITE FURNISHING PLAN - NORTH

1"=40'-0"

0 20' 40'

1" = 20'-0"

N

GENERAL LEGEND	
▲	BUILDING ACCESS
	BUILDING FOOTPRINT
	PROPERTY LINE
	MATCH LINE
	EXISTING TREE

SITE FURNISHING LEGEND		
SYMBOL	CODE	DESCRIPTION
SITE FURNISHING SCHEDULE		
	SF-1	WATER GARDEN CAFE CHAIR
	SF-2	WATER GARDEN CAFE TABLE
	SF-3	GARDEN BENCH
	SF-4	DOG WASTE BAG DISPENSER
	SF-5	RUBBISH BIN
	SF-6	OUTDOOR LEARNING TABLE
	SF-7	PARK BENCH
	SF-8	SWING BENCH
	SF-9	BIKE RACK
	SF-17	URN PLANTER
	SF-18	PINEAPPLE FINIAL
	SF-19	SMALL FROG STATUE
	SF-20	LARGE FROG
	SF-21	DUCK STATUE
	SF-22	PIG STATUE
	SF-23	RABBIT STATUE
	SF-24	INSECT HOTEL
	SF-25	BIRD OR BAT HOUSE
SEE PLAN	SF-26	WOODEN STEPPER TRAIL
SEE PLAN	SF-27	PLAY SCULPTURE

SIGNAGE LEGEND	
⬟	INFORMATIONAL SIGNAGE
▲	WAYFINDING SIGNAGE
	CIRCULATION SIGNAGE

Dirtworks
561 SEVENTH AVENUE FLOOR 11
NEW YORK, NY 10018
(212) 589 2263

WER
901 WEST THIRD STREET
LITTLE ROCK, AR 72201
(501) 374 5300

CONSULTANTS

CIVIL ENGINEERS
CRAFTON TULL & ASSOCIATES, INC.
901 N. 47TH STREET, SUITE 400
ROGERS, AR 72756
(479) 636 4838

MEP ENGINEERS
INSIGHT ENGINEERING
322 S STATE STREET, STE 201
LITTLE ROCK, AR 72201
(501) 237 3077

STRUCTURAL ENGINEERS
ENFRA TME, LLC
BUILDING 2, 1 ALLIED DRIVE, STE 2600
LITTLE ROCK, AR 72202
(501) 666 6776

FOOD SERVICE CONSULTANT
MCKAY-LANE CONSULTING, LTD
1807 DODSON AVE
FT. SMITH, AR 72901
(479) 629 4572

ACOUSTICAL ENGINEERS
ACENTECH
620 W. GERMANTOWN PIKE, STE. 210
PLYMOUTH MEETING PA 19462
(215) 245 8244

PROJECT TITLE

CENTRAL HOUSE & GARDEN

BENTONVILLE, AR

PROJECT NUMBER: 31483

#	ISSUED FOR	DATE
	FINAL CD's	10/2/2026

KEY PLAN

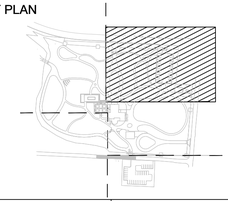

SIGN & SEAL

REGISTERED LANDSCAPE ARCHITECT
ALEX HART
License Number 712062
STATE OF ARKANSAS

DRAWN BY

CHECKED BY

SHEET TITLE

SITE FURNISHING - NORTH

SHEET NUMBER

L-212

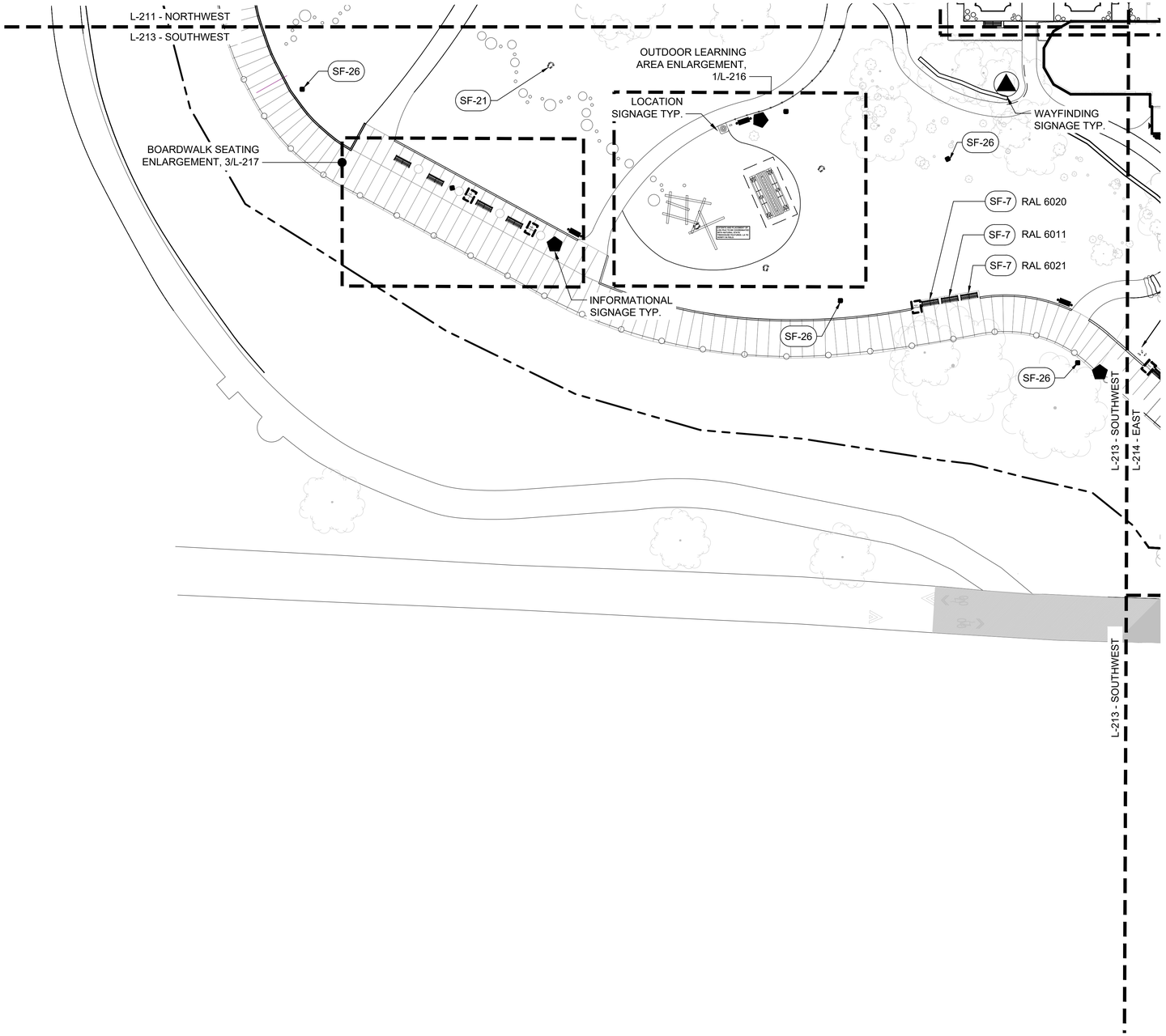

1 SITE FURNISHING PLAN - SOUTHWEST

1"=40'-0"

GENERAL LEGEND	
▲	BUILDING ACCESS
———	BUILDING FOOTPRINT
—·—	PROPERTY LINE
- - -	MATCH LINE
	EXISTING TREE

SITE FURNISHING LEGEND		
SYMBOL	CODE	DESCRIPTION
SITE FURNISHING SCHEDULE		
	SF-1	WATER GARDEN CAFE CHAIR
	SF-2	WATER GARDEN CAFE TABLE
	SF-3	GARDEN BENCH
	SF-4	DOG WASTE BAG DISPENSER
	SF-5	RUBBISH BIN
	SF-6	OUTDOOR LEARNING TABLE
	SF-7	PARK BENCH
	SF-8	SWING BENCH
	SF-9	BIKE RACK
	SF-17	URN PLANTER
	SF-18	PINEAPPLE FINIAL
	SF-19	SMALL FROG STATUE
	SF-20	LARGE FROG
	SF-21	DUCK STATUE
	SF-22	PIG STATUE
	SF-23	RABBIT STATUE
	SF-24	INSECT HOTEL
	SF-25	BIRD OR BAT HOUSE
SEE PLAN	SF-26	WOODEN STEPPER TRAIL
SEE PLAN	SF-27	PLAY SCULPTURE

SIGNAGE LEGEND	
⬟	INFORMATIONAL SIGNAGE
▲	WAYFINDING SIGNAGE
●▬●	CIRCULATION SIGNAGE

Dirtworks
561 SEVENTH AVENUE FLOOR 11
NEW YORK, NY 10018
(212) 589 2263

WER
901 WEST THIRD STREET
LITTLE ROCK, AR 72201
(501) 374 5300

CONSULTANTS

CIVIL ENGINEERS
CRAFTON TULL & ASSOCIATES, INC.
901 N. 47TH STREET, SUITE 400
ROGERS, AR 72756
(479) 636 4838

MEP ENGINEERS
INSIGHT ENGINEERING
322 S STATE STREET, STE 201
LITTLE ROCK, AR 72201
(501) 237 3077

STRUCTURAL ENGINEERS
ENFRA TME, LLC
BUILDING 2, 1 ALLIED DRIVE, STE 2600
LITTLE ROCK, AR 72202
(501) 666 6776

FOOD SERVICE CONSULTANT
MCKAY-LANE CONSULTING, LTD
1807 DODSON AVE
FT. SMITH, AR 72901
(479) 629 4572

ACOUSTICAL ENGINEERS
ACENTECH
620 W. GERMANTOWN PIKE, STE. 210
PLYMOUTH MEETING PA 19462
(215) 245 8244

PROJECT TITLE

CENTRAL HOUSE & GARDEN

BENTONVILLE, AR

PROJECT NUMBER: 31483

#	ISSUED FOR	DATE
	FINAL CD's	10/2/2026

KEY PLAN

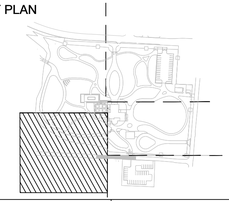

SIGN & SEAL

REGISTERED LANDSCAPE ARCHITECT
ALEX HART
License Number 712062
STATE OF ARKANSAS

DRAWN BY

CHECKED BY

SHEET TITLE

SITE FURNISHING - SOUTHWEST

SHEET NUMBER

L-213

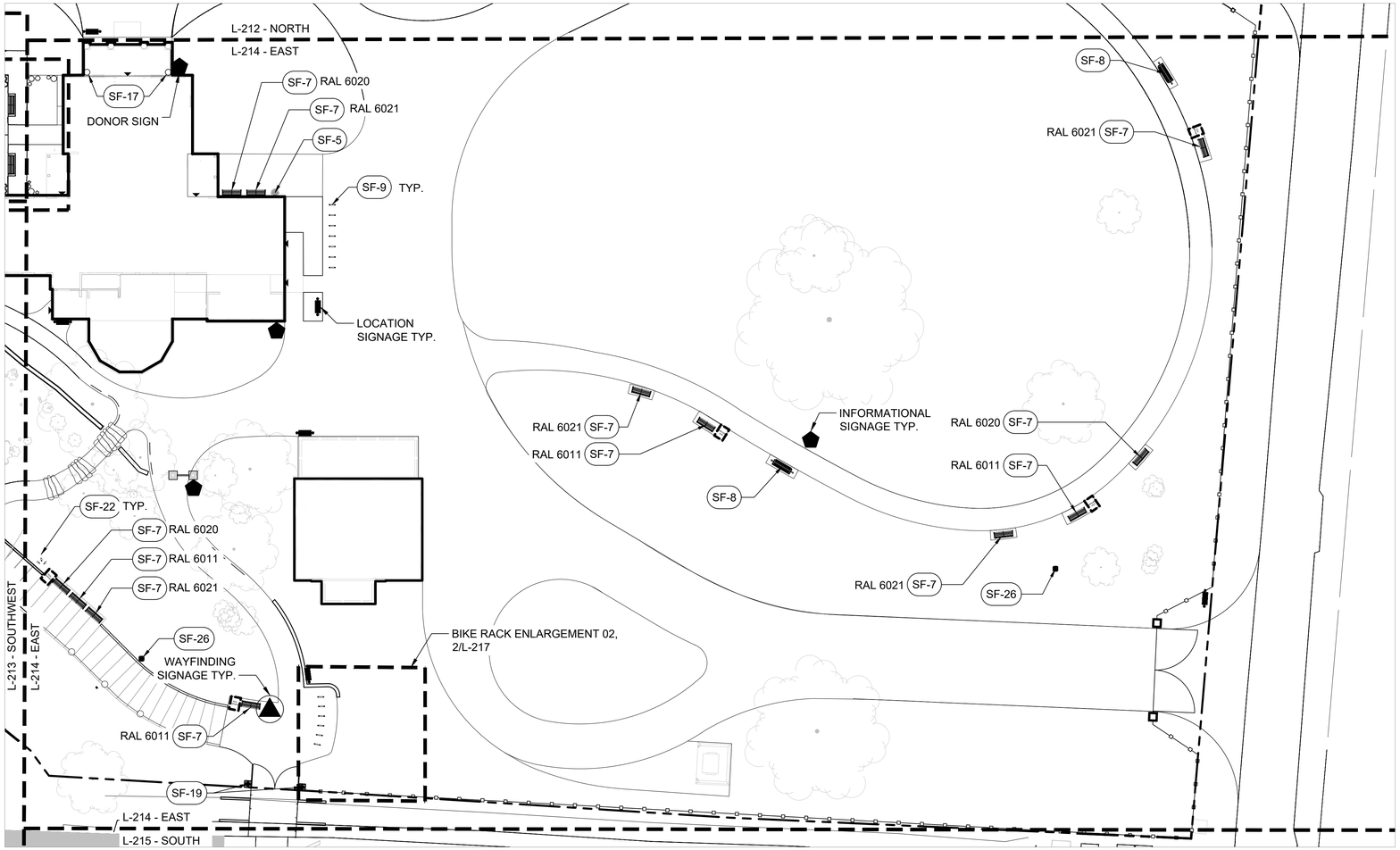

1 SITE FURNISHING PLAN - EAST

1"=20'-0"

0 20' 40' N

1" = 20'-0"

GENERAL LEGEND	
▲	BUILDING ACCESS
———	BUILDING FOOTPRINT
—·—	PROPERTY LINE
- - -	MATCH LINE
	EXISTING TREE

SITE FURNISHING LEGEND		
SYMBOL	CODE	DESCRIPTION
SITE FURNISHING SCHEDULE		
	SF-1	WATER GARDEN CAFE CHAIR
	SF-2	WATER GARDEN CAFE TABLE
	SF-3	GARDEN BENCH
	SF-4	DOG WASTE BAG DISPENSER
	SF-5	RUBBISH BIN
	SF-6	OUTDOOR LEARNING TABLE
	SF-7	PARK BENCH
	SF-8	SWING BENCH
	SF-9	BIKE RACK
	SF-17	URN PLANTER
	SF-18	PINEAPPLE FINIAL
	SF-19	SMALL FROG STATUE
	SF-20	LARGE FROG
	SF-21	DUCK STATUE
	SF-22	PIG STATUE
	SF-23	RABBIT STATUE
	SF-24	INSECT HOTEL
	SF-25	BIRD OR BAT HOUSE
SEE PLAN	SF-26	WOODEN STEPPER TRAIL
SEE PLAN	SF-27	PLAY SCULPTURE

SIGNAGE LEGEND	
⬟	INFORMATIONAL SIGNAGE
▲	WAYFINDING SIGNAGE
●▬●	CIRCULATION SIGNAGE

Dirtworks
561 SEVENTH AVENUE FLOOR 11
NEW YORK, NY 10018
(212) 589 2263

WER
901 WEST THIRD STREET
LITTLE ROCK, AR 72201
(501) 374 5300

CONSULTANTS

CIVIL ENGINEERS
CRAFTON TULL & ASSOCIATES, INC.
901 N. 47TH STREET, SUITE 400
ROGERS, AR 72756
(479) 636 4838

MEP ENGINEERS
INSIGHT ENGINEERING
322 S STATE STREET, STE 201
LITTLE ROCK, AR 72201
(501) 237 3077

STRUCTURAL ENGINEERS
ENFRA TME, LLC
BUILDING 2, 1 ALLIED DRIVE, STE 2600
LITTLE ROCK, AR 72202
(501) 666 6776

FOOD SERVICE CONSULTANT
MCKAY-LANE CONSULTING, LTD
1807 DODSON AVE
FT. SMITH, AR 72901
(479) 629 4572

ACOUSTICAL ENGINEERS
ACENTECH
620 W. GERMANTOWN PIKE, STE. 210
PLYMOUTH MEETING PA 19462
(215) 245 8244

PROJECT TITLE

CENTRAL HOUSE & GARDEN

BENTONVILLE, AR

PROJECT NUMBER: 31483

#	ISSUED FOR	DATE
	FINAL CD's	10/2/2026

KEY PLAN

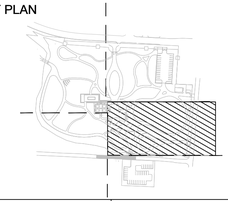

SIGN & SEAL

REGISTERED LANDSCAPE ARCHITECT
ALEX HART
License Number 712062
STATE OF ARKANSAS

DRAWN BY

CHECKED BY

SHEET TITLE

SITE FURNISHING - EAST

SHEET NUMBER

L-214

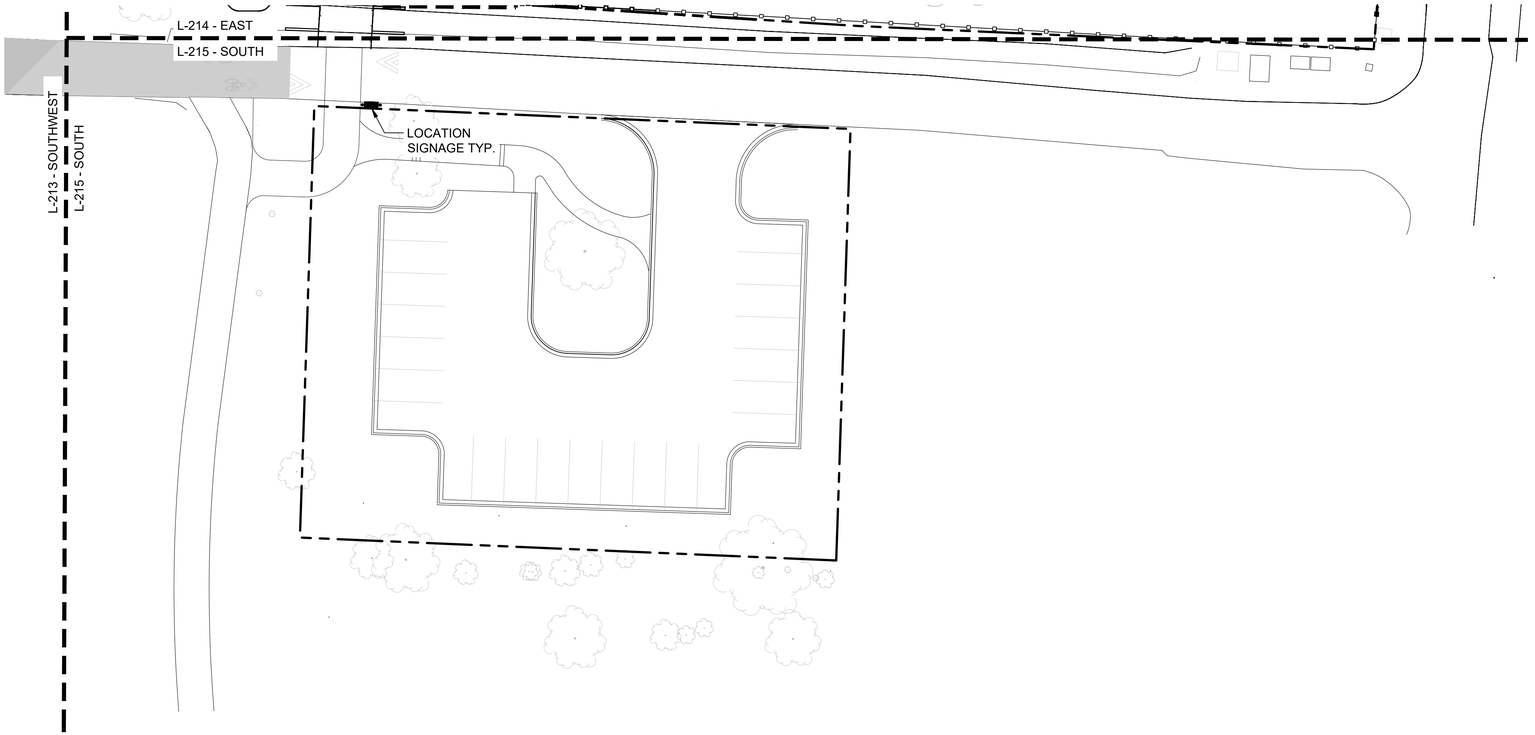

GENERAL LEGEND	
▲	BUILDING ACCESS
———	BUILDING FOOTPRINT
—·—	PROPERTY LINE
- - -	MATCH LINE
	EXISTING TREE

SIGNAGE LEGEND	
⬟	INFORMATIONAL SIGNAGE
⬤	WAYFINDING SIGNAGE
▬	CIRCULATION SIGNAGE

1 SITE FURNISHING PLAN - SOUTH

1"=20'-0"

0 20' 40'

1" = 20'-0"

N

Dirtworks
561 SEVENTH AVENUE FLOOR 11
NEW YORK, NY 10018
(212) 589 2263

WER
901 WEST THIRD STREET
LITTLE ROCK, AR 72201
(501) 374 5300

CONSULTANTS

CIVIL ENGINEERS
CRAFTON TULL & ASSOCIATES, INC.
901 N. 47TH STREET, SUITE 400
ROGERS, AR 72756
(479) 636 4838

MEP ENGINEERS
INSIGHT ENGINEERING
322 S STATE STREET, STE 201
LITTLE ROCK, AR 72201
(501) 237 3077

STRUCTURAL ENGINEERS
ENFRA TME, LLC
BUILDING 2, 1 ALLIED DRIVE, STE 2600
LITTLE ROCK, AR 72202
(501) 666 6776

FOOD SERVICE CONSULTANT
MCKAY-LANE CONSULTING, LTD
1807 DODSON AVE
FT. SMITH, AR 72901
(479) 629 4572

ACOUSTICAL ENGINEERS
ACENTECH
620 W. GERMANTOWN PIKE, STE. 210
PLYMOUTH MEETING PA 19462
(215) 245 8244

PROJECT TITLE

CENTRAL HOUSE & GARDEN

BENTONVILLE, AR

PROJECT NUMBER: 31483

#	ISSUED FOR	DATE
	FINAL CD's	10/2/2026

KEY PLAN

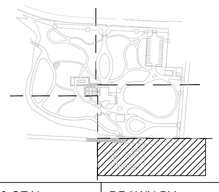

SIGN & SEAL

REGISTERED LANDSCAPE ARCHITECT
ALEX HART
License Number 712062
STATE OF ARKANSAS

DRAWN BY

CHECKED BY

SHEET TITLE

SITE FURNISHING - SOUTH

SHEET NUMBER

L-215

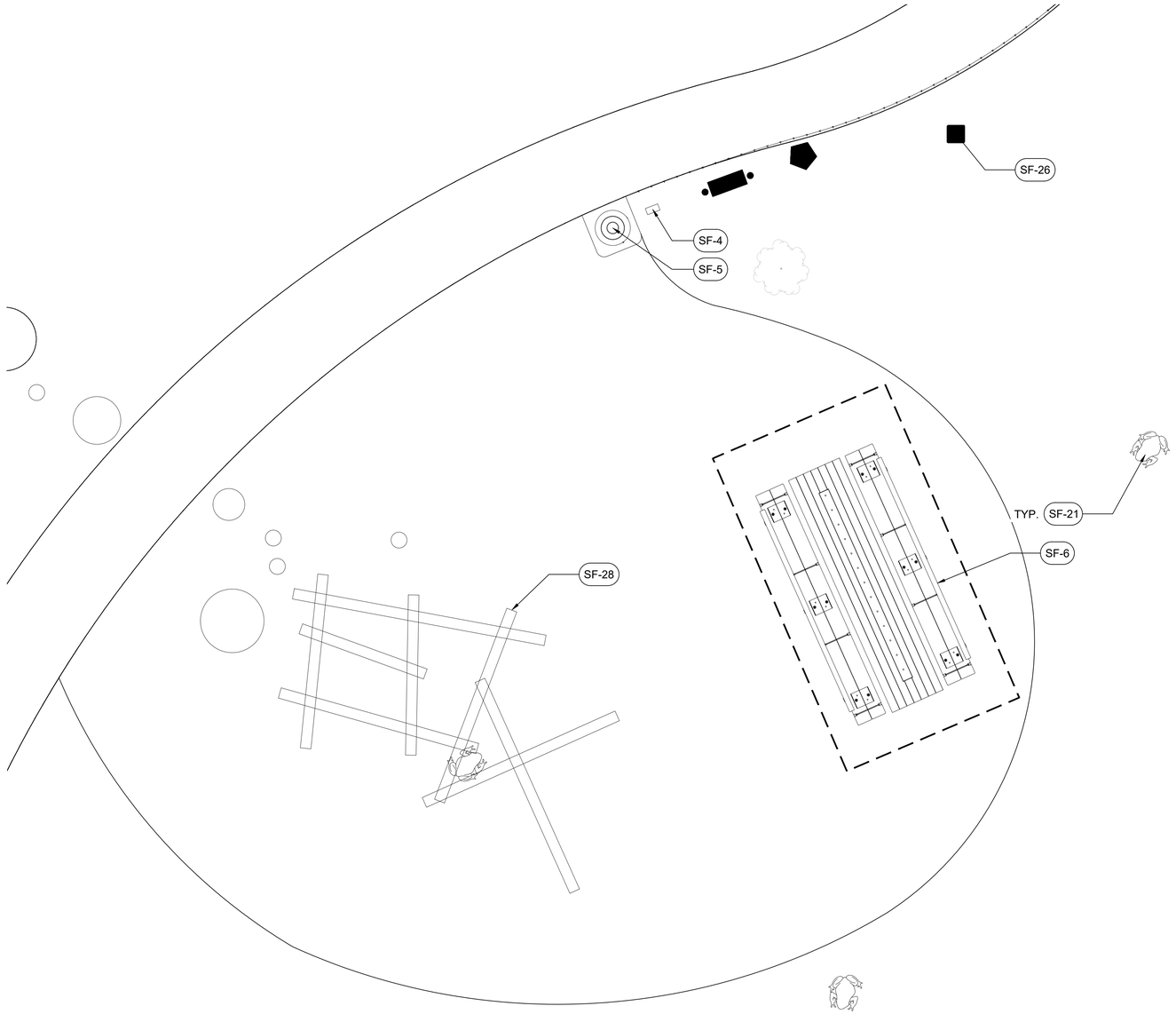

GENERAL LEGEND	
	BUILDING ACCESS
	BUILDING FOOTPRINT
	PROPERTY LINE
	MATCH LINE
	EXISTING TREE

SIGNAGE LEGEND	
	INFORMATIONAL SIGNAGE
	WAYFINDING SIGNAGE
	CIRCULATION SIGNAGE

SITE FURNISHING LEGEND		
SYMBOL	CODE	DESCRIPTION
SITE FURNISHING SCHEDULE		
	SF-4	DOG WASTE BAG DISPENSER
	SF-5	RUBBISH BIN
	SF-6	OUTDOOR LEARNING TABLE
	SF-20	LARGE FROG
	SF-25	BIRD OR BAT HOUSE
SEE PLAN	SF-27	PLAY SCULPTURE

1 SITE FURNISHING PLAN - OUTDOOR LEARNING ENLARGEMENT

1/4"=1'-0"

0 1' 4' 8'

1/4" = 1'-0"

N

Dirtworks
561 SEVENTH AVENUE FLOOR 11
NEW YORK, NY 10018
(212) 589 2263

WER
901 WEST THIRD STREET
LITTLE ROCK, AR 72201
(501) 374 5300

CONSULTANTS

CIVIL ENGINEERS
CRAFTON TULL & ASSOCIATES, INC.
901 N. 47TH STREET, SUITE 400
ROGERS, AR 72756
(479) 636 4838

MEP ENGINEERS
INSIGHT ENGINEERING
322 S STATE STREET, STE 201
LITTLE ROCK, AR 72201
(501) 237 3077

STRUCTURAL ENGINEERS
ENFRA TME, LLC
BUILDING 2, 1 ALLIED DRIVE, STE 2600
LITTLE ROCK, AR 72202
(501) 666 6776

FOOD SERVICE CONSULTANT
MCKAY-LANE CONSULTING, LTD
1807 DODSON AVE
FT. SMITH, AR 72901
(479) 629 4572

ACOUSTICAL ENGINEERS
ACENTECH
620 W. GERMANTOWN PIKE, STE. 210
PLYMOUTH MEETING PA 19462
(215) 245 8244

PROJECT TITLE

CENTRAL HOUSE & GARDEN

BENTONVILLE, AR

PROJECT NUMBER: 31483

#	ISSUED FOR	DATE
	FINAL CD's	10/2/2026

KEY PLAN

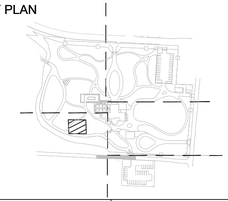

SIGN & SEAL

REGISTERED LANDSCAPE ARCHITECT
ALEX HART
License Number 712062
STATE OF ARKANSAS

DRAWN BY

CHECKED BY

SHEET TITLE

SITE FURNISHING - ENLARGEMENTS

SHEET NUMBER

L-216

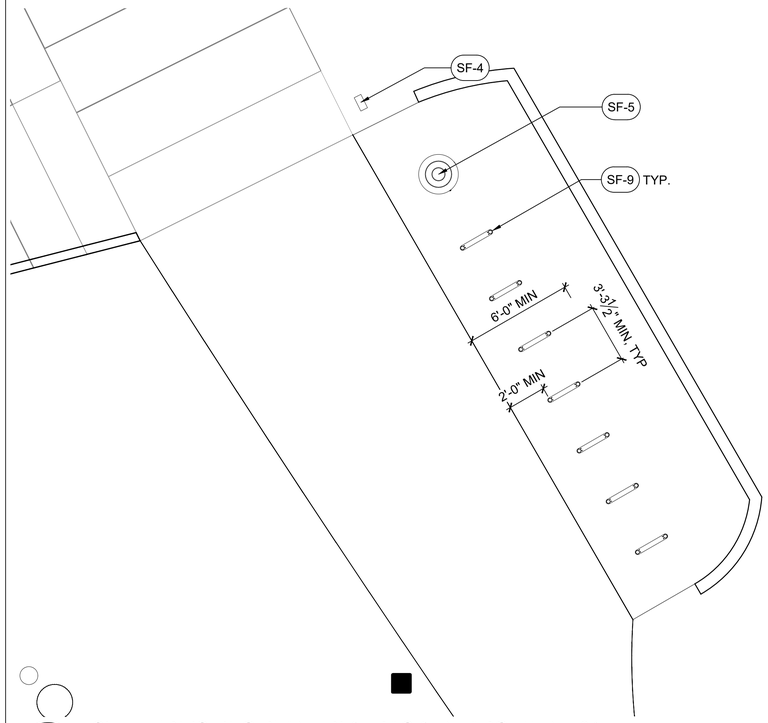

1 SITE FURNISHING PLAN - BIKE RACK ENLARGEMENT 01

1/4"=1'-0"

0 1' 4' 8'

1/4" = 1'-0"

N

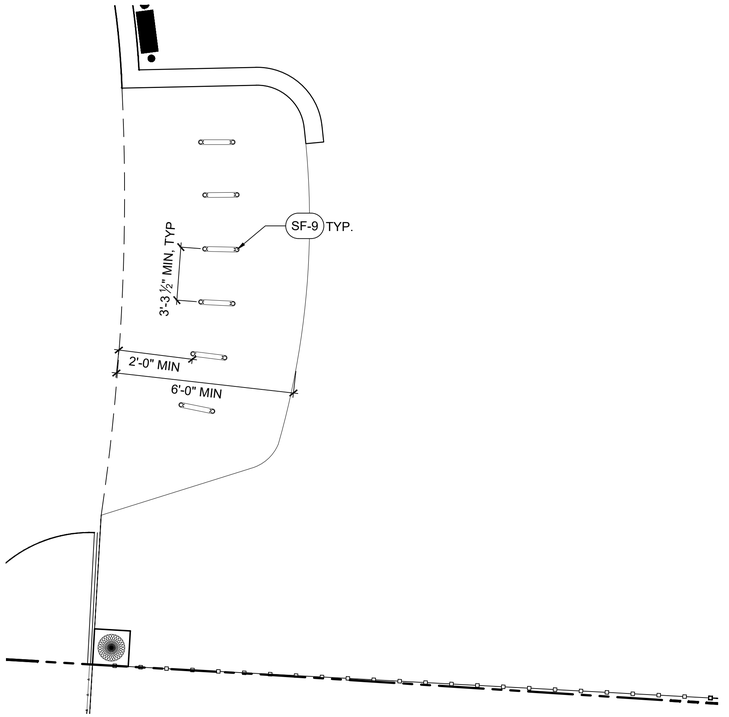

2 SITE FURNISHING PLAN - BIKE RACK ENLARGEMENT 02

1/4"=1'-0"

0 1' 4' 8'

1/4" = 1'-0"

N

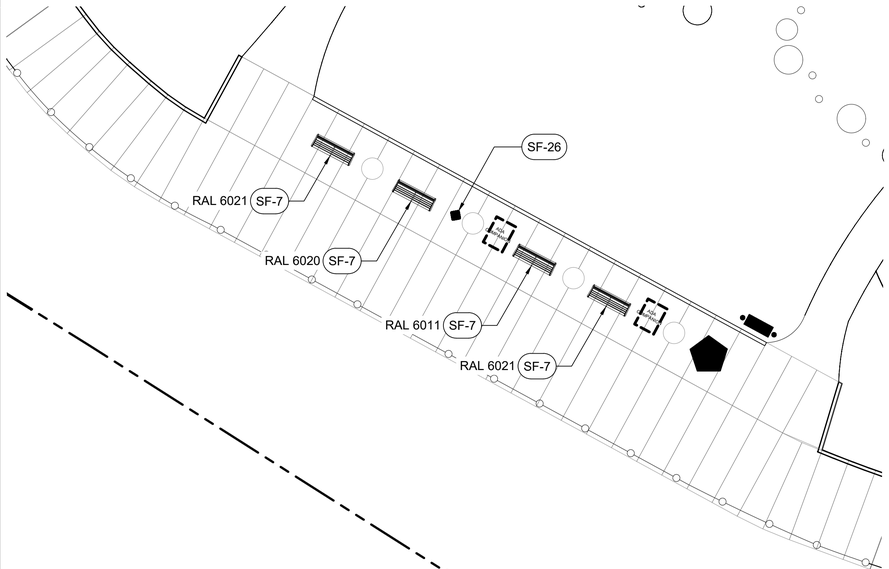

3 SITE FURNISHING PLAN - BOARDWALK SEATING ENLARGEMENT

1"=10'-0"

0 10' 20'

1" = 10'-0"

N

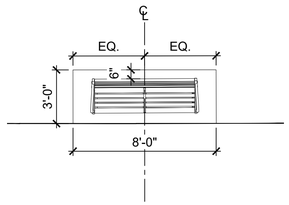

4 TYP BENCH PAD ENLARGEMENT

1/4"=1'-0"

0 1' 4' 8'

1/4" = 1'-0"

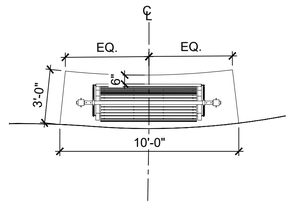

5 TYP SWING BENCH PAD ENLARGEMENT

1/4"=1'-0"

0 1' 4' 8'

1/4" = 1'-0"

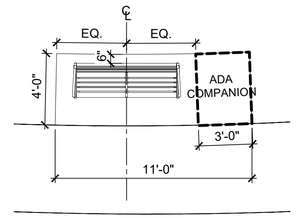

6 TYP ADA BENCH PAD ENLARGEMENT

1/4"=1'-0"

0 1' 4' 8'

1/4" = 1'-0"

GENERAL LEGEND

	BUILDING ACCESS
	BUILDING FOOTPRINT
	PROPERTY LINE
	MATCH LINE
	EXISTING TREE

SIGNAGE LEGEND

	INFORMATIONAL SIGNAGE
	WAYFINDING SIGNAGE
	CIRCULATION SIGNAGE

SITE FURNISHING LEGEND

SYMBOL	CODE	DESCRIPTION
SITE FURNISHING SCHEDULE		
	SF-4	DOG WASTE BAG DISPENSER
	SF-5	RUBBISH BIN
	SF-7	PARK BENCH
	SF-9	BIKE RACK
	SF-25	BIRD OR BAT HOUSE

Dirtworks
561 SEVENTH AVENUE FLOOR 11
NEW YORK, NY 10018
(212) 589 2263

WER
901 WEST THIRD STREET
LITTLE ROCK, AR 72201
(501) 374 5300

CONSULTANTS

CIVIL ENGINEERS
CRAFTON TULL & ASSOCIATES, INC.
901 N. 47TH STREET, SUITE 400
ROGERS, AR 72756
(479) 636 4838

MEP ENGINEERS
INSIGHT ENGINEERING
322 S STATE STREET, STE 201
LITTLE ROCK, AR 72201
(501) 237 3077

STRUCTURAL ENGINEERS
ENFRA TME, LLC
BUILDING 2, 1 ALLIED DRIVE, STE 2600
LITTLE ROCK, AR 72202
(501) 666 6776

FOOD SERVICE CONSULTANT
MCKAY-LANE CONSULTING, LTD
1807 DODSON AVE
FT. SMITH, AR 72901
(479) 629 4572

ACOUSTICAL ENGINEERS
ACENTECH
620 W. GERMANTOWN PIKE, STE. 210
PLYMOUTH MEETING PA 19462
(215) 245 8244

PROJECT TITLE

CENTRAL HOUSE & GARDEN

BENTONVILLE, AR

PROJECT NUMBER: 31483

#	ISSUED FOR	DATE
	FINAL CD's	10/2/2026

KEY PLAN

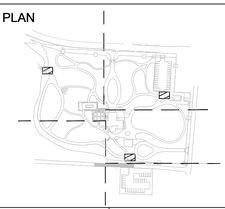

SIGN & SEAL

REGISTERED LANDSCAPE ARCHITECT
ALEX HART
License Number 712062
STATE OF ARKANSAS

DRAWN BY

CHECKED BY

SHEET TITLE

SITE FURNISHING - ENLARGEMENTS

SHEET NUMBER

L-217

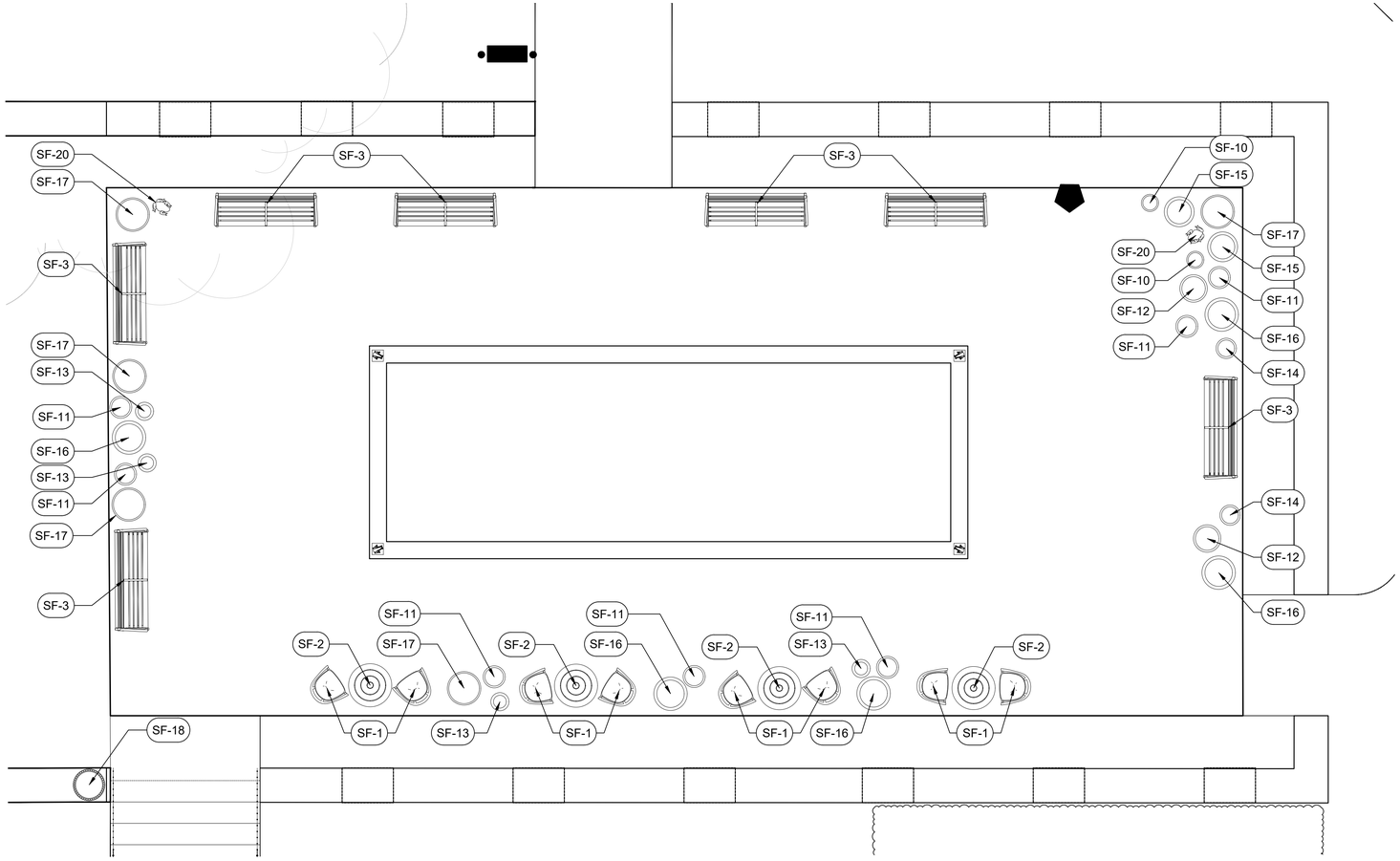

1 SITE FURNISHING PLAN - GARDEN ENLARGEMENT 1

1/4"=1'-0"

0 1' 4' 8'

1/4" = 1'-0"

N

GENERAL LEGEND

	BUILDING ACCESS
	BUILDING FOOTPRINT
	PROPERTY LINE
	MATCH LINE
	EXISTING TREE

SIGNAGE LEGEND

	INFORMATIONAL SIGNAGE
	WAYFINDING SIGNAGE
	CIRCULATION SIGNAGE

SITE FURNISHING LEGEND

SYMBOL	CODE	DESCRIPTION
SITE FURNISHING SCHEDULE		
	SF-1	WATER GARDEN CAFE CHAIR
	SF-2	WATER GARDEN CAFE TABLE
	SF-3	GARDEN BENCH
	SF-10	DECORATIVE ROUND POT
	SF-11	DECORATIVE ROUND POT
	SF-12	DECORATIVE ROUND POT
	SF-13	DECORATIVE ROUND POT
	SF-14	DECORATIVE ROUND POT
	SF-15	DECORATIVE ROUND POT
	SF-16	DECORATIVE ROUND POT
	SF-17	URN PLANTER
	SF-18	URN PLANTER
	SF-19	SMALL FROG STATUE

Dirtworks
561 SEVENTH AVENUE FLOOR 11
NEW YORK, NY 10018
(212) 589 2263

WER
901 WEST THIRD STREET
LITTLE ROCK, AR 72201
(501) 374 5300

CONSULTANTS

CIVIL ENGINEERS
CRAFTON TULL & ASSOCIATES, INC.
901 N. 47TH STREET, SUITE 400
ROGERS, AR 72756
(479) 636 4838

MEP ENGINEERS
INSIGHT ENGINEERING
322 S STATE STREET, STE 201
LITTLE ROCK, AR 72201
(501) 237 3077

STRUCTURAL ENGINEERS
ENFRA TME, LLC
BUILDING 2, 1 ALLIED DRIVE, STE 2600
LITTLE ROCK, AR 72202
(501) 666 6776

FOOD SERVICE CONSULTANT
MCKAY-LANE CONSULTING, LTD
1807 DODSON AVE
FT. SMITH, AR 72901
(479) 629 4572

ACOUSTICAL ENGINEERS
ACENTECH
620 W. GERMANTOWN PIKE, STE. 210
PLYMOUTH MEETING PA 19462
(215) 245 8244

PROJECT TITLE

CENTRAL HOUSE & GARDEN

BENTONVILLE, AR

PROJECT NUMBER: 31483

#	ISSUED FOR	DATE
	FINAL CD's	10/2/2026

KEY PLAN

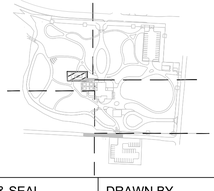

SIGN & SEAL

REGISTERED LANDSCAPE ARCHITECT
ALEX HART
License Number 712062
STATE OF ARKANSAS

DRAWN BY

CHECKED BY

SHEET TITLE

SITE FURNISHING - ENLARGEMENTS

SHEET NUMBER

L-218

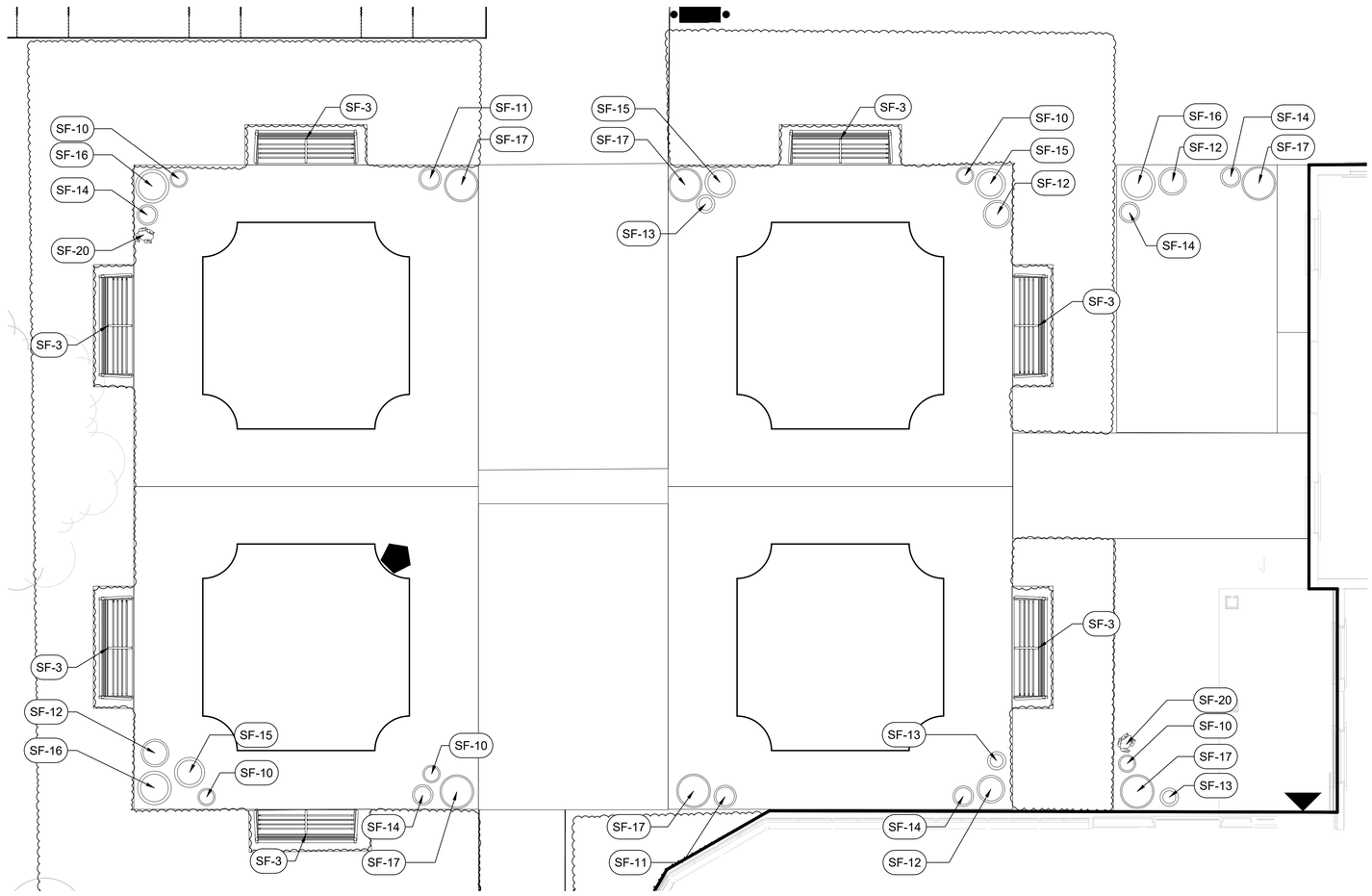

1 SITE FURNISHING PLAN - GARDEN ENLARGEMENT 2

1/4"=1'-0"

0 1' 4' 8'

1/4" = 1'-0"

N

GENERAL LEGEND

	BUILDING ACCESS
	BUILDING FOOTPRINT
	PROPERTY LINE
	MATCH LINE
	EXISTING TREE

SIGNAGE LEGEND

	INFORMATIONAL SIGNAGE
	WAYFINDING SIGNAGE
	CIRCULATION SIGNAGE

SITE FURNISHING LEGEND

SYMBOL	CODE	DESCRIPTION
SITE FURNISHING SCHEDULE		
	SF-1	WATER GARDEN CAFE CHAIR
	SF-2	WATER GARDEN CAFE TABLE
	SF-3	GARDEN BENCH
	SF-10	DECORATIVE ROUND POT
	SF-11	DECORATIVE ROUND POT
	SF-12	DECORATIVE ROUND POT
	SF-13	DECORATIVE ROUND POT
	SF-14	DECORATIVE ROUND POT
	SF-15	DECORATIVE ROUND POT
	SF-16	DECORATIVE ROUND POT
	SF-17	URN PLANTER
	SF-18	URN PLANTER
	SF-19	SMALL FROG STATUE

Dirtworks
561 SEVENTH AVENUE FLOOR 11
NEW YORK, NY 10018
(212) 589 2263

WER
901 WEST THIRD STREET
LITTLE ROCK, AR 72201
(501) 374 5300

CONSULTANTS

CIVIL ENGINEERS
CRAFTON TULL & ASSOCIATES, INC.
901 N. 47TH STREET, SUITE 400
ROGERS, AR 72756
(479) 636 4838

MEP ENGINEERS
INSIGHT ENGINEERING
322 S STATE STREET, STE 201
LITTLE ROCK, AR 72201
(501) 237 3077

STRUCTURAL ENGINEERS
ENFRA TME, LLC
BUILDING 2, 1 ALLIED DRIVE, STE 2600
LITTLE ROCK, AR 72202
(501) 666 6776

FOOD SERVICE CONSULTANT
MCKAY-LANE CONSULTING, LTD
1807 DODSON AVE
FT. SMITH, AR 72901
(479) 629 4572

ACOUSTICAL ENGINEERS
ACENTECH
620 W. GERMANTOWN PIKE, STE. 210
PLYMOUTH MEETING PA 19462
(215) 245 8244

PROJECT TITLE

CENTRAL HOUSE & GARDEN

BENTONVILLE, AR

PROJECT NUMBER: 31483

#	ISSUED FOR	DATE
	FINAL CD's	10/2/2026

KEY PLAN

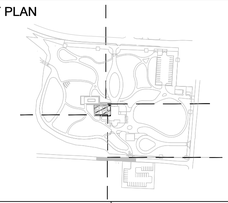

SIGN & SEAL

REGISTERED LANDSCAPE ARCHITECT
ALEX HART
License Number 712062
STATE OF ARKANSAS

DRAWN BY

CHECKED BY

SHEET TITLE

SITE FURNISHING - ENLARGEMENTS

SHEET NUMBER

L-219

FURNISHING SCHEDULE

SYMBOL	CODE	DESCRIPTION	QTY	MODEL	SIZE	FINISH/COLOR	MATERIAL	MANUFACTURER	MANUFACTURER CONTACT
SITE FURNISHING SCHEDULE									
	SF-1	WATER GARDEN CAFE CHAIR	8	CHESAPEAKE DINING ARM CHAIR	25.5" X 22" X 30.625"	ATLANTIC GREEN	POWDERCOATED ALUMINUM, SYNTHETIC WOVEN RUSH	MCKINNON AND HARRIS	CLAIRE DRISKILL, P 212.371.8260, CDRISKILL@MCKINNONHARRIS.COM
	SF-2	WATER GARDEN CAFE TABLE	4	FEOLIN CAFÉ TABLE WITH 30" ROUND ADAMS BIG TOP	30.25" DIA X 29.875"		POWDERCOATED ALUMINUM		
	SF-3	GARDEN BENCH	14	CORDIA BENCH	72.6" L X 23.8" D X 34.1" H	RAL: 4012	POWDERCOATED ALUMINUM	FORMS AND SURFACES	MARK TEPPER, T 800.451.0410 M 516.993.3765, MARK.TEPPER@FORMS-SURFACES.COM
	SF-4	DOG WASTE BAG DISPENSER	4	TRAIL PROVEN™ MINI DOG WASTE STATION (NO SIGN)	96" X 3" X 5"	TREE BARK BROWN	TRAIL WOOD™	MUTT MITT	INFO@MUTTMITT.COM, (800) 697-6084
	SF-5	RUBBISH BIN	6	URBAN RENAISSANCE LITTER RECEPTACLE SLURB-36SO WITH CUSTOM PINEAPPLE SILHOUETTE GRILLWORK	26.56" DIA X 43.87"	RAL: 6011	POWDERCOATED STEEL AND ALUMINUM	FORMS AND SURFACES	MARK TEPPER, T 800.451.0410 M 516.993.3765, MARK.TEPPER@FORMS-SURFACES.COM
	SF-6	OUTDOOR LEARNING TABLE	1	CUSTOM, SEE DETAIL 3/L-716	192" L X 42" W X 30" H	RAL: 6021	OAK, POWDERCOATED ALUMINUM		
	SF-7	PARK BENCH	32	CORDIA BENCH	72.6" L X 23.8" D X 34.1" H	RAL 6011 (12) RAL 6021 (13) RAL 6020 (7)	POWDERCOATED ALUMINUM	FORMS AND SURFACES	MARK TEPPER, T 800.451.0410 M 516.993.3765, MARK.TEPPER@FORMS-SURFACES.COM
	SF-8	SWING BENCH	5	CARNIVAL SWING BENCH, IN GROUND MOUNT	97" L X 25.25" W X 78.5" HT	RAL 6020	POWDERCOATED STEEL	THOMAS STEELE	SALES@THOMAS-STEELE.COM, T 608.849.1080 T 800.241.2505
	SF-9	BIKE RACK	25	ELEVEN BIKE RACK	24.8" L X 3.3" D X 44.4" H	TUBE FINISH: RAL 6011 PLATE FINISH: RAL 6021	STAINLESS STEEL	FORMS AND SURFACES	MARK TEPPER, T 800.451.0410 M 516.993.3765, MARK.TEPPER@FORMS-SURFACES.COM
	SF-10	DECORATIVE ROUND POT	7	ARTISAN ROLLED RIM PLANTER, SMALL	12"DIA X 9"H	TERRA COTTA	FROST FREE CERAMIC	SIEBERT AND RICE	TERRACOTTA@SEIBERT-RICE.COM, 973.467.8266
	SF-11		9	ARTISAN ROLLED RIM PLANTER, MEDIUM	15.5"DIA X 12"H				
	SF-12		6	ARTISAN ROLLED RIM PLANTER, MEDIUM 2	19.25"DIA X 13.75"H				
	SF-13		7	ROSE PLANTER	12.75"DIA X 11"H				
	SF-14		7	GARLAND PLANTER	14.25" DIA X 11"				
	SF-15		5	LEMON PLANTER	21" DIA X 19"				
	SF-16		8	ACANTHUS LEAF PLANTER	23.5" DIA X 15.75"				
	SF-17	URN PLANTER	13	WINDSLOW VASE	24" DIA X 34" H	WHEAT	CAST STONE	HADDONSTONE	STONE@HADDONSTONE.COM, T. 866.733.8225 T. 719.948.4554
	SF-18	URN PLANTER	1	STATE VASE	22" DIA X 31" H				
	SF-18	PINEAPPLE FINIAL	4	HAM HOUSE PINEAPPLE	18" DIA X 32.25" H				
	SF-19	SMALL FROG STATUE	6	WOODLAND FROG	11.25" L X 8.25" W X 6.5" H	VERDE	CAST STONE	CAMPANIA INTERNATIONAL	PROJECTS@CAMPANIAINTERNATIONAL.COM, 215.541.4330
	SF-20	LARGE FROG STATUE	7	GIANT GARDEN FROG	22" L X 24" W X 20" H				
	SF-21	DUCK STATUE	7	QUACKERS	6" L x 12.5" W x 11.5" H	FRENCH LIMESTONE			
	SF-22	PIG STATUE	1	CURLY	21" L x 9" W x 13" H				
	SF-23	RABBIT STATUE	3	FATHER RABBIT	7" L x 8" W x 19.25" H				
	SF-24	INSECT HOTEL	2	CUSTOM, SEE DETAIL 1/L-714	60" L X 15" W X 54" H				
	SF-25	BIRD OR BAT HOUSE	15	CUSTOM, SEE DETAIL 2/L-714	12" L X 12"W X 144"H				
SEE PLAN	SF-26	WOODEN STEPPER TRAIL	1	CUSTOM				NATURAL STATE TREEHOUSES	JOSH HART M 479..387.0701 JOSH@NATURALSTATETREEHOUSES.COM
SEE PLAN	SF-27	PLAY SCULPTURE	1	CUSTOM					

1 SITE FURNISHING SCHEDULE

Dirtworks
561 SEVENTH AVENUE FLOOR 11
NEW YORK, NY 10018
(212) 589 2263

WER
901 WEST THIRD STREET
LITTLE ROCK, AR 72201
(501) 374 5300

CONSULTANTS

CIVIL ENGINEERS
CRAFTON TULL & ASSOCIATES, INC.
901 N. 47TH STREET, SUITE 400
ROGERS, AR 72756
(479) 636 4838

MEP ENGINEERS
INSIGHT ENGINEERING
322 S STATE STREET, STE 201
LITTLE ROCK, AR 72201
(501) 237 3077

STRUCTURAL ENGINEERS
ENFRA TME, LLC
BUILDING 2, 1 ALLIED DRIVE, STE 2600
LITTLE ROCK, AR 72202
(501) 666 6776

FOOD SERVICE CONSULTANT
MCKAY-LANE CONSULTING, LTD
1807 DODSON AVE
FT. SMITH, AR 72901
(479) 629 4572

ACOUSTICAL ENGINEERS
ACENTECH
620 W. GERMANTOWN PIKE, STE. 210
PLYMOUTH MEETING PA 19462
(215) 245 8244

PROJECT TITLE

CENTRAL HOUSE & GARDEN

BENTONVILLE, AR

PROJECT NUMBER: 31483

#	ISSUED FOR	DATE
	FINAL CD's	10/2/2026

KEY PLAN

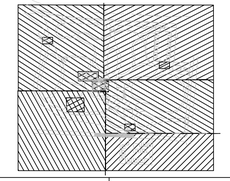

SIGN & SEAL

REGISTERED LANDSCAPE ARCHITECT
ALEX HART
License Number 712062
STATE OF ARKANSAS

DRAWN BY

CHECKED BY

SHEET TITLE

SITE FURNISHING SCHEDULE

SHEET NUMBER

L-220

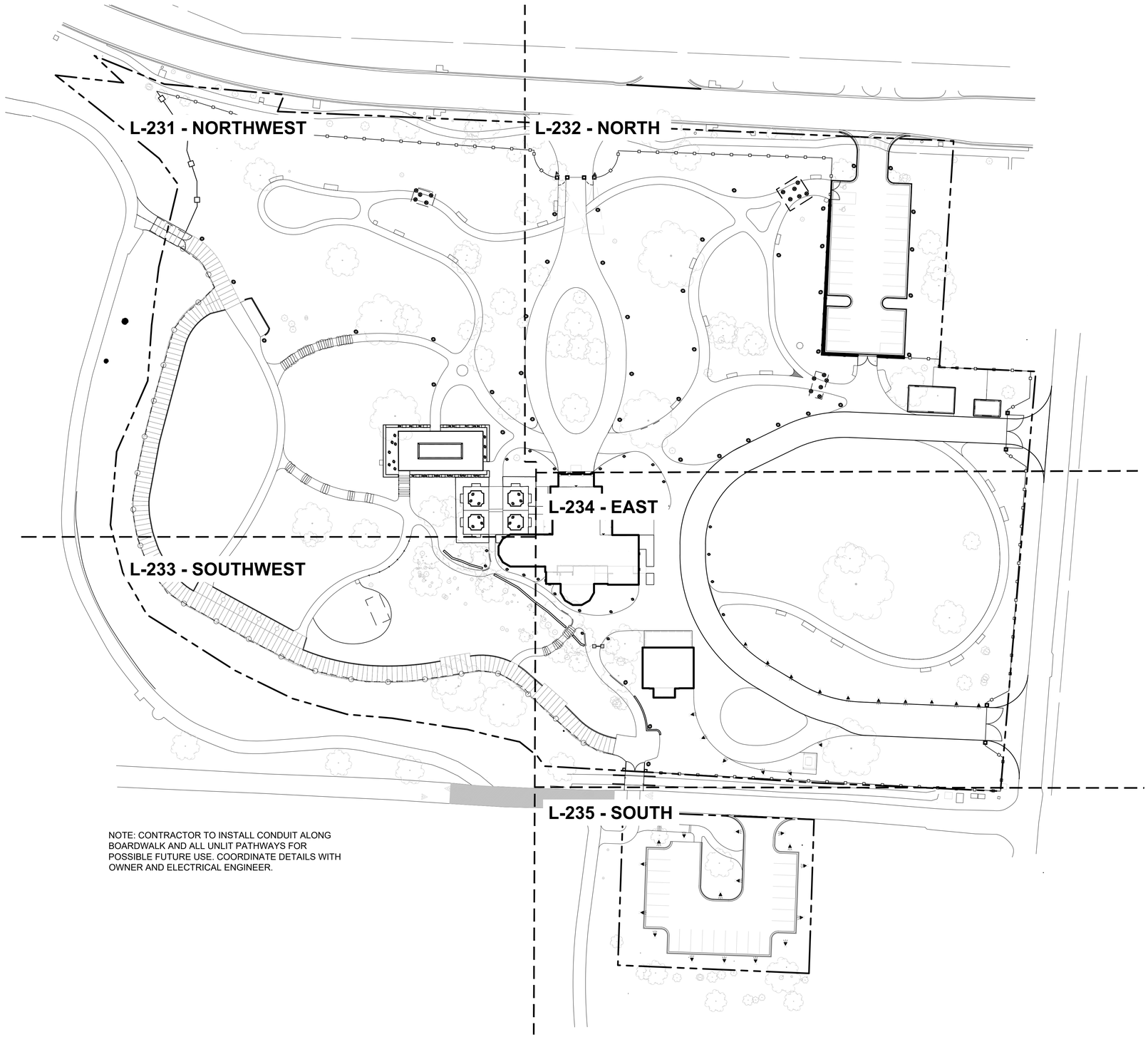

NOTE: CONTRACTOR TO INSTALL CONDUIT ALONG BOARDWALK AND ALL UNLIT PATHWAYS FOR POSSIBLE FUTURE USE. COORDINATE DETAILS WITH OWNER AND ELECTRICAL ENGINEER.

GENERAL LEGEND	
▲	BUILDING ACCESS
———	BUILDING FOOTPRINT
— — —	PROPERTY LINE
— — —	MATCH LINE
	EXISTING TREE

LIGHTING SCHEDULE

SYMBOL	MANUFACTURER/MODEL/DESCRIPTION	QTY	DETAIL
	WALL LIGHT: LUXR MODUX ONE STEP LIGHT SOLID EYELID MACHINEDCOPPER WALL & STEP LIGHT M1-SLE-IA-C-27-ACAN COPPER, COPPER, CANISTER LAMP: PIN MOUNTED 1W 3VF CREE XPG-3, 1 WATT, 2700K	19	
	PATH LIGHT: HUNZA TWIG LITE SOLID COPPER PATH LIGHT TG/L/S/COP/2 DIRECT BURIAL INSTALLATION COPPER, COPPER, (1/2) 1/2IN. NPS UNIVERSAL THREAD LAMP: 3W LED MODULE, 3W / 5VA, 2700K, BEAMSPREAD: 100° FLOOD	46	
	PEDESTRIAN LAMP: LUMENPULSE LAMPOST LUMENPULSE FIXTURE: ALG7200-VOLT-SSL-LXX-27K-CRI80-5-DIM POLE: PLM-4-AL-R-10-X-Q8-CC-QT8-AB ARM: ARM-P-P4-CS12-S1E-4-R-X-BRK-CC ALUM, BLACK, POLE	43	
	UPLIGHT: VOYA QTL- VOYA-EM-2.5-COB-12VAC-SW-ST-95-27-30D-CO B-B-P-09-WPH-NA-NA-NA ORDER CODE: DIR110144, BRASS, (BLP) BRONZE LIVING PATINA, (2GS) GROUND STAKE W/ 2IN. CAP LAMP: 2W LED MODULE, 2.5W / 2.5VA, 2700K, BEAMSPREAD: 15° NARROW	2	
	BOLLARD: RADIA PATHWAY LBRAP-AC, 9W CUSTOM LED LIGHT ENGINE DIMMING: 0-10V / FORWARD & REVERSE PHASE VOLTAGE: 120/277V, COLOR TEMPERATURE: 3000K INTERNATIONAL DARKSKY APPROVED COVE INTERIOR COLOR OPTIONS: BODY EXTERIOR POWDER COAT MATCH BODY MATERIAL: CAST ALUMINUM BODY FINISH: POWDER COAT, CUSTOM RAL 6021 MOUNTING: SURFACE MOUNT 3000K	32	
	PENDANT LIGHT: AURORALIGHT INC HPD100137 AGAVE HPD1001372703-NAT NAT BRASS 2700K, BEAMSPREAD: 90	17	
	LED TAPE LIGHT LED TAPE LIGHT Waterproof Product Number: QTL-RGBW-HE24.4.0-WET-RGBW-XX-BW-XX-BK-CL2-288/WIDE-BZ-SST-DF-N1-98	150 LF +/- ADD ALTERNATE FOR BOARDWALK 695 LF +/-	

1 LIGHTING PLAN - SITE
1"=40'-0"

0 40' 80'
1" = 40'-0"

N

Dirtworks
561 SEVENTH AVENUE FLOOR 11
NEW YORK, NY 10018
(212) 589 2263

WER
901 WEST THIRD STREET
LITTLE ROCK, AR 72201
(501) 374 5300

CONSULTANTS

CIVIL ENGINEERS
CRAFTON TULL & ASSOCIATES, INC.
901 N. 47TH STREET, SUITE 400
ROGERS, AR 72756
(479) 636 4838

MEP ENGINEERS
INSIGHT ENGINEERING
322 S STATE STREET, STE 201
LITTLE ROCK, AR 72201
(501) 237 3077

STRUCTURAL ENGINEERS
ENFRA TME, LLC
BUILDING 2, 1 ALLIED DRIVE, STE 2600
LITTLE ROCK, AR 72202
(501) 666 6776

FOOD SERVICE CONSULTANT
MCKAY-LANE CONSULTING, LTD
1807 DODSON AVE
FT. SMITH, AR 72901
(479) 629 4572

ACOUSTICAL ENGINEERS
ACENTECH
620 W. GERMANTOWN PIKE, STE. 210
PLYMOUTH MEETING PA 19462
(215) 245 8244

PROJECT TITLE

CENTRAL HOUSE & GARDEN

BENTONVILLE, AR

PROJECT NUMBER: 31483

#	ISSUED FOR	DATE
	FINAL CD's	10/2/2026

KEY PLAN

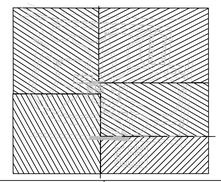

SIGN & SEAL

REGISTERED LANDSCAPE ARCHITECT
ALEX HART
License Number 712062
STATE OF ARKANSAS

DRAWN BY

CHECKED BY

SHEET TITLE

LIGHTING PLAN - SITE

SHEET NUMBER

L-230

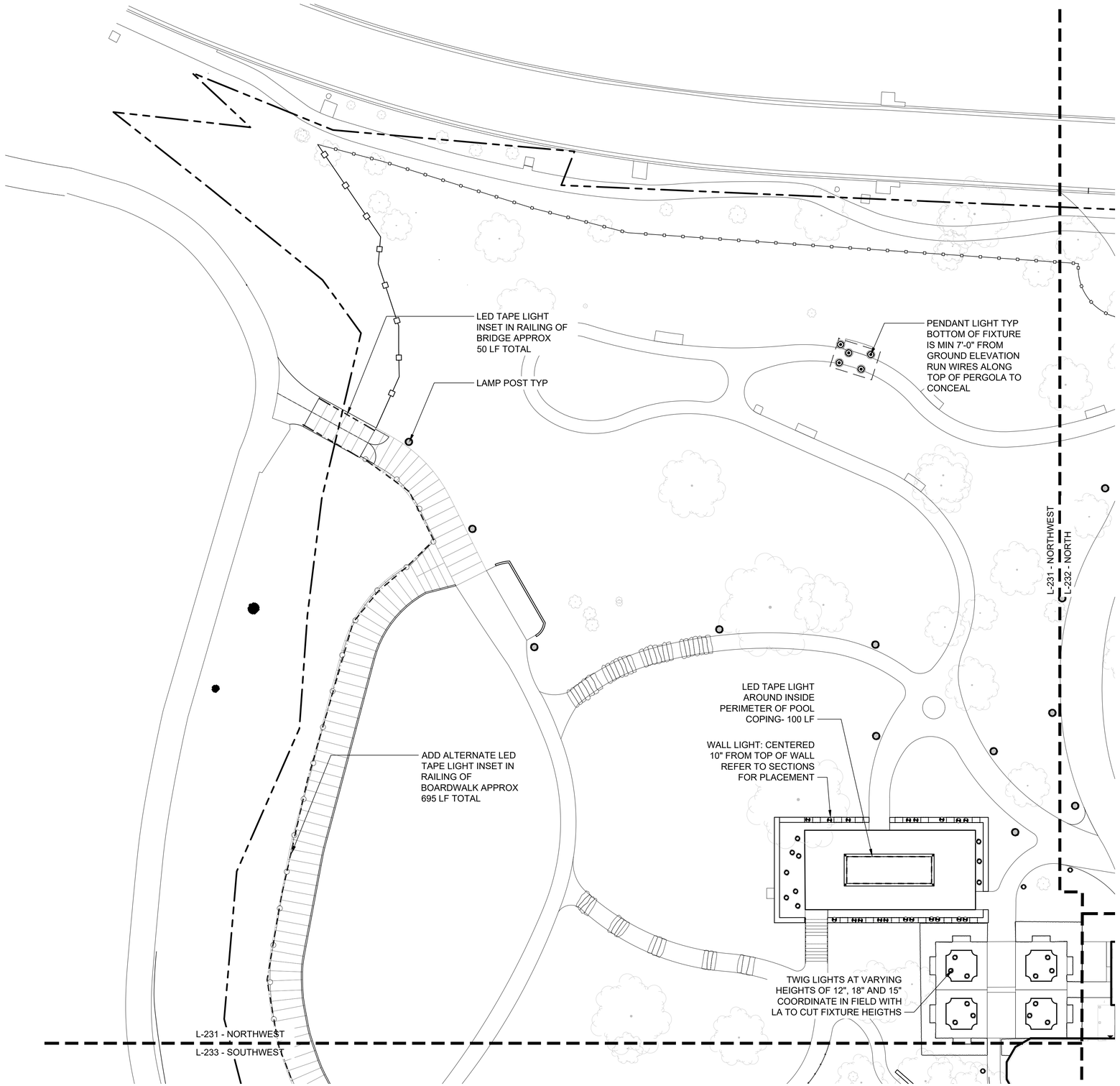

1 LIGHTING PLAN - NORTHWEST

1"=20'-0"

0 20' 40'

1" = 20'-0"

N

GENERAL LEGEND	
▲	BUILDING ACCESS
———	BUILDING FOOTPRINT
— — —	PROPERTY LINE
- - - -	MATCH LINE
	EXISTING TREE

LIGHTING SCHEDULE

SYMBOL	MANUFACTURER/MODEL/DESCRIPTION	QTY	DETAIL
	WALL LIGHT: LUXR MODUX ONE STEP LIGHT SOLID EYELID MACHINEDCOPPER WALL & STEP LIGHT M1-SLE-IA-C-27-ACAN COPPER, COPPER, CANISTER LAMP: PIN MOUNTED 1W 3VF CREE XPG-3, 1 WATT, 2700K	19	
	PATH LIGHT: HUNZA TWIG LITE SOLID COPPER PATH LIGHT TG/L/S/COP/2 DIRECT BURIAL INSTALLATION COPPER, COPPER, (1/2) 1/2IN. NPS UNIVERSAL THREAD LAMP: 3W LED MODULE, 3W / 5VA, 2700K, BEAMSPREAD: 100° FLOOD	46	
	PEDESTRIAN LAMP: LUMENPULSE LAMPOST LUMENPULSE FIXTURE: ALG7200-VOLT-SSL-LXX-27K-CRI80-5-DIM POLE: PLM-4-AL-R-10-X-Q8-CC-QT8-AB ARM: ARM-P-P4-CS12-S1E-4-R-X-BRK-CC ALUM, BLACK, POLE	43	
	UPLIGHT: VOYA QTL- VOYA-EM-2.5-COB-12VAC-SW-ST-95-27-30D-CO B-B-P-09-WPH-NA-NA-NA ORDER CODE: DIR110144, BRASS, (BLP) BRONZE LIVING PATINA, (2GS) GROUND STAKE W/ 2IN. CAP LAMP: 2W LED MODULE, 2.5W / 2.5VA, 2700K, BEAMSPREAD: 15° NARROW	2	
	BOLLARD: RADIA PATHWAY LBRAP-AC, 9W CUSTOM LED LIGHT ENGINE DIMMING: 0-10V / FORWARD & REVERSE PHASE VOLTAGE: 120/277V, COLOR TEMPERATURE: 3000K INTERNATIONAL DARKSKY APPROVED COVE INTERIOR COLOR OPTIONS: BODY EXTERIOR POWDER COAT MATCH BODY MATERIAL: CAST ALUMINUM BODY FINISH: POWDER COAT, CUSTOM RAL 6021 MOUNTING: SURFACE MOUNT 3000K	32	
	PENDANT LIGHT: AURORALIGHT INC HPD100137 AGAVE HPD1001372703-NAT NAT BRASS 2700K, BEAMSPREAD: 90	17	
- - - -	LED TAPE LIGHT LED TAPE LIGHT Waterproof Product Number: QTL-RGBW-HE24.4.0-WET-RGBW-XX-BW-XX-BK-CL2-288/WIDE-BZ-SST-DF-N1-98	150 LF +/- ADD ALTERNATE FOR BOARDWALK 695 LF +/-	

Dirtworks
561 SEVENTH AVENUE FLOOR 11
NEW YORK, NY 10018
(212) 589 2263

WER
901 WEST THIRD STREET
LITTLE ROCK, AR 72201
(501) 374 5300

CONSULTANTS

CIVIL ENGINEERS
CRAFTON TULL & ASSOCIATES, INC.
901 N. 47TH STREET, SUITE 400
ROGERS, AR 72756
(479) 636 4838

MEP ENGINEERS
INSIGHT ENGINEERING
322 S STATE STREET, STE 201
LITTLE ROCK, AR 72201
(501) 237 3077

STRUCTURAL ENGINEERS
ENFRA TME, LLC
BUILDING 2, 1 ALLIED DRIVE, STE 2600
LITTLE ROCK, AR 72202
(501) 666 6776

FOOD SERVICE CONSULTANT
MCKAY-LANE CONSULTING, LTD
1807 DODSON AVE
FT. SMITH, AR 72901
(479) 629 4572

ACOUSTICAL ENGINEERS
ACENTECH
620 W. GERMANTOWN PIKE, STE. 210
PLYMOUTH MEETING PA 19462
(215) 245 8244

PROJECT TITLE

CENTRAL HOUSE & GARDEN

BENTONVILLE, AR

PROJECT NUMBER: 31483

#	ISSUED FOR	DATE
	FINAL CD's	10/2/2026

KEY PLAN

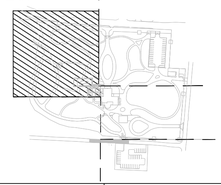

SIGN & SEAL

REGISTERED LANDSCAPE ARCHITECT
ALEX HART
License Number 712062
STATE OF ARKANSAS

DRAWN BY

CHECKED BY

SHEET TITLE

LIGHTING PLAN - NORTHWEST

SHEET NUMBER

L-231

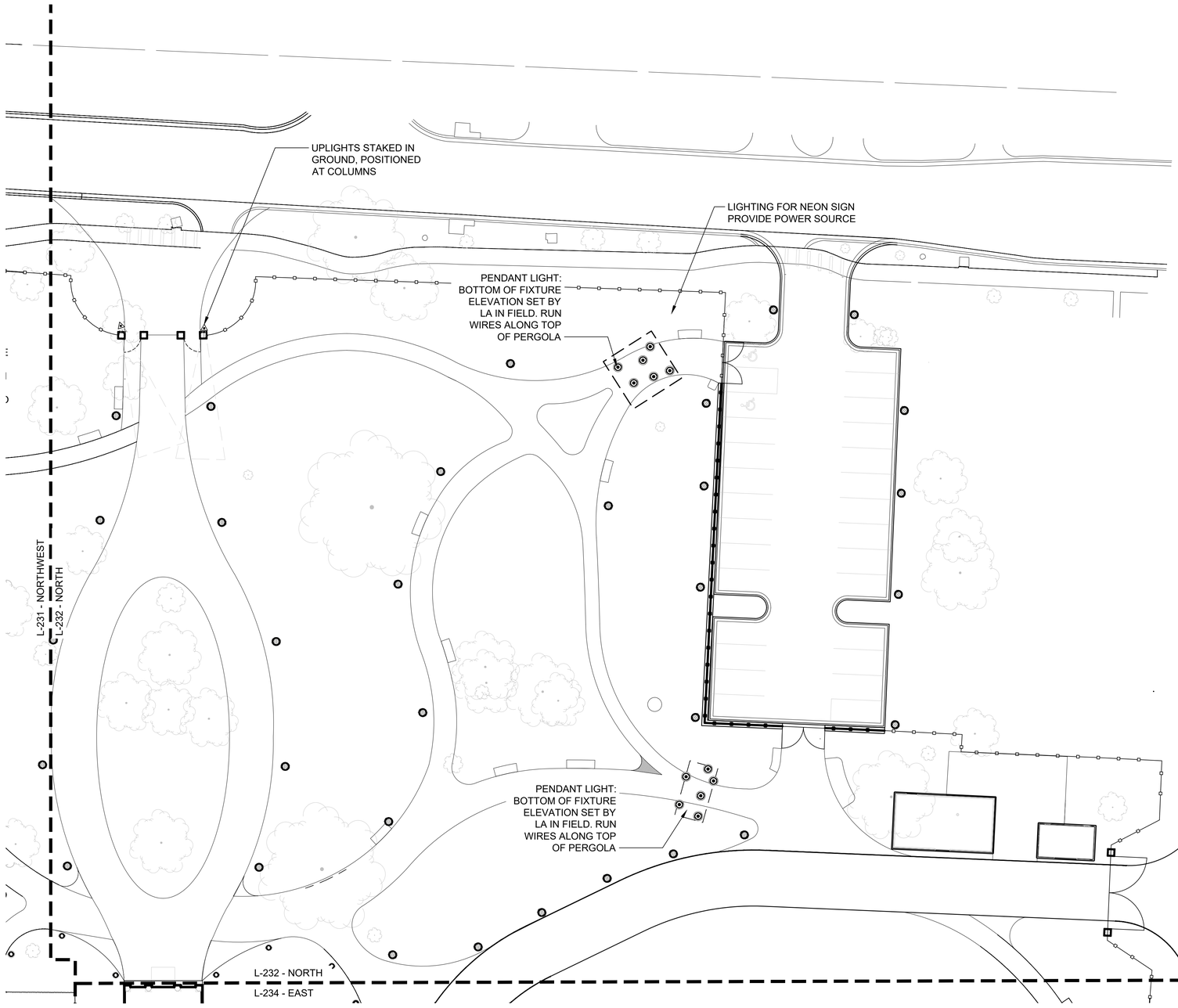

1 LIGHTING PLAN - NORTH

1"=40'-0"

0 20' 40'

1" = 20'-0"

N

GENERAL LEGEND	
▲	BUILDING ACCESS
———	BUILDING FOOTPRINT
— — —	PROPERTY LINE
— — —	MATCH LINE
	EXISTING TREE

LIGHTING SCHEDULE

SYMBOL	MANUFACTURER/MODEL/DESCRIPTION	QTY	DETAIL
	WALL LIGHT: LUXR MODUX ONE STEP LIGHT SOLID EYELID MACHINEDCOPPER WALL & STEP LIGHT M1-SLE-IA-C-27-ACAN COPPER, COPPER, CANISTER LAMP: PIN MOUNTED 1W 3VF CREE XPG-3, 1 WATT, 2700K	19	
	PATH LIGHT: HUNZA TWIG LITE SOLID COPPER PATH LIGHT TG/L/S/COP/2 DIRECT BURIAL INSTALLATION COPPER, COPPER, (1/2) 1/2IN. NPS UNIVERSAL THREAD LAMP: 3W LED MODULE, 3W / 5VA, 2700K, BEAMSPREAD: 100° FLOOD	46	
	PEDESTRIAN LAMP: LUMENPULSE LAMPOST LUMENPULSE FIXTURE: ALG7200-VOLT-SSL-LXX-27K-CRI80-5-DIM POLE: PLM-4-AL-R-10-X-Q8-CC-QT8-AB ARM: ARM-P-P4-CS12-S1E-4-R-X-BRK-CC ALUM, BLACK, POLE	43	
	UPLIGHT: VOYA QTL- VOYA-EM-2.5-COB-12VAC-SW-ST-95-27-30D-CO B-B-P-09-WPH-NA-NA-NA ORDER CODE: DIR110144, BRASS, (BLP) BRONZE LIVING PATINA, (2GS) GROUND STAKE W/ 2IN. CAP LAMP: 2W LED MODULE, 2.5W / 2.5VA, 2700K, BEAMSPREAD: 15° NARROW	2	
	BOLLARD: RADIA PATHWAY LBRAP-AC, 9W CUSTOM LED LIGHT ENGINE DIMMING: 0-10V / FORWARD & REVERSE PHASE VOLTAGE: 120/277V, COLOR TEMPERATURE: 3000K INTERNATIONAL DARKSKY APPROVED COVE INTERIOR COLOR OPTIONS: BODY EXTERIOR POWDER COAT MATCH BODY MATERIAL: CAST ALUMINUM BODY FINISH: POWDER COAT, CUSTOM RAL 6021 MOUNTING: SURFACE MOUNT 3000K	32	
	PENDANT LIGHT: AURORALIGHT INC HPD100137 AGAVE HPD1001372703-NAT NAT BRASS 2700K, BEAMSPREAD: 90	17	
	LED TAPE LIGHT LED TAPE LIGHT Waterproof Product Number: QTL-RGBW-HE24.4.0-WET-RGBW-XX-BW-XX-BK-CL2-288/WIDE-BZ-SST-DF-N1-98	150 LF +/- ADD ALTERNATE FOR BOARDWALK 695 LF +/-	

Dirtworks
561 SEVENTH AVENUE FLOOR 11
NEW YORK, NY 10018
(212) 589 2263

WER
901 WEST THIRD STREET
LITTLE ROCK, AR 72201
(501) 374 5300

CONSULTANTS

CIVIL ENGINEERS
CRAFTON TULL & ASSOCIATES, INC.
901 N. 47TH STREET, SUITE 400
ROGERS, AR 72756
(479) 636 4838

MEP ENGINEERS
INSIGHT ENGINEERING
322 S STATE STREET, STE 201
LITTLE ROCK, AR 72201
(501) 237 3077

STRUCTURAL ENGINEERS
ENFRA TME, LLC
BUILDING 2, 1 ALLIED DRIVE, STE 2600
LITTLE ROCK, AR 72202
(501) 666 6776

FOOD SERVICE CONSULTANT
MCKAY-LANE CONSULTING, LTD
1807 DODSON AVE
FT. SMITH, AR 72901
(479) 629 4572

ACOUSTICAL ENGINEERS
ACENTECH
620 W. GERMANTOWN PIKE, STE. 210
PLYMOUTH MEETING PA 19462
(215) 245 8244

PROJECT TITLE

CENTRAL HOUSE & GARDEN

BENTONVILLE, AR

PROJECT NUMBER: 31483

#	ISSUED FOR	DATE
	FINAL CD's	10/2/2026

KEY PLAN

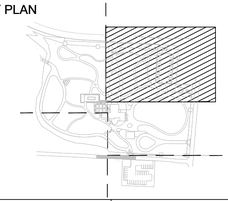

SIGN & SEAL

REGISTERED LANDSCAPE ARCHITECT
ALEX HART
License Number 712062
STATE OF ARKANSAS

DRAWN BY

CHECKED BY

SHEET TITLE

LIGHTING PLAN - NORTH

SHEET NUMBER

L-232

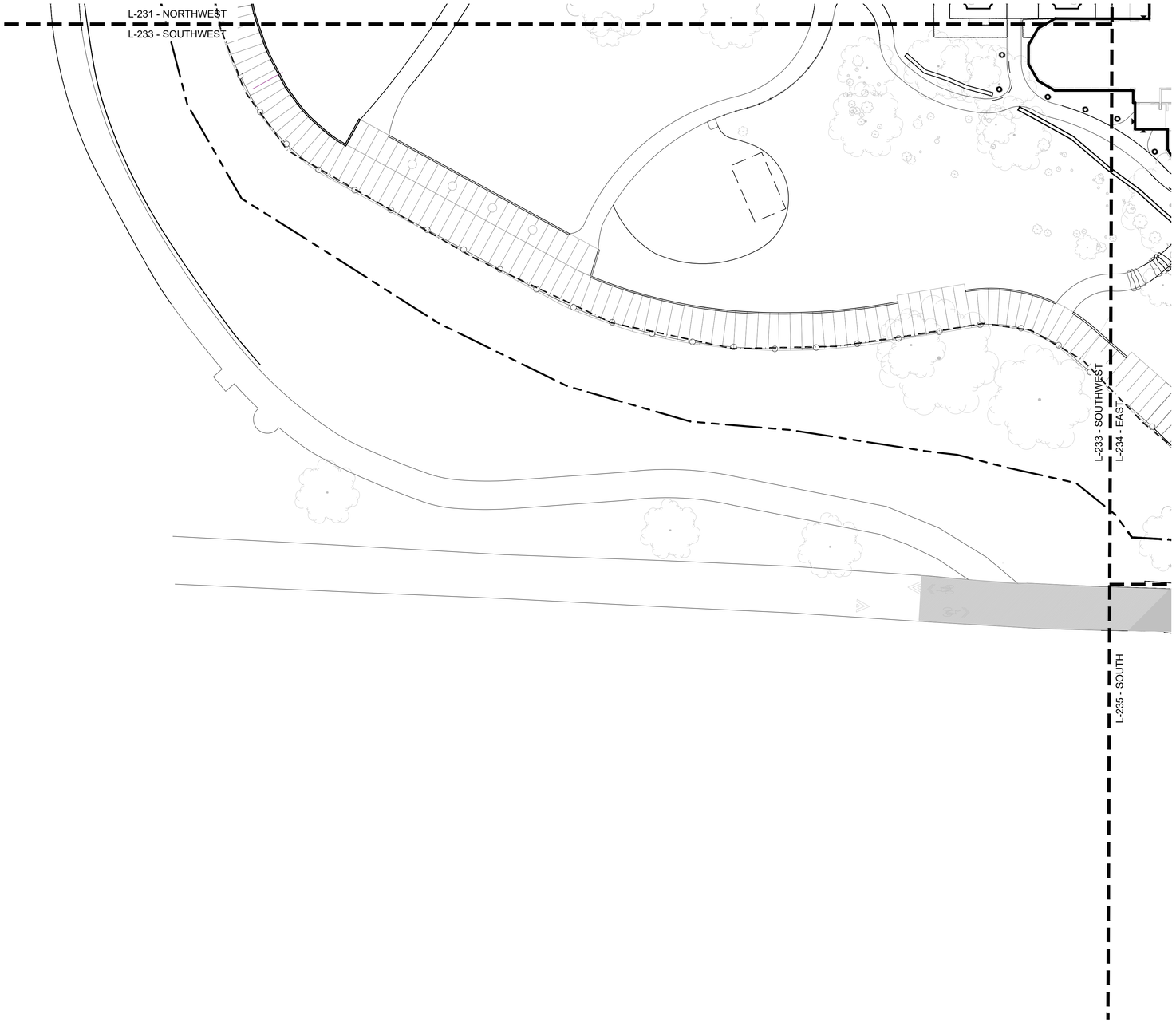

1 LIGHTING PLAN - SOUTHWEST

1"=40'-0"

GENERAL LEGEND	
	BUILDING ACCESS
	BUILDING FOOTPRINT
	PROPERTY LINE
	MATCH LINE
	EXISTING TREE

LIGHTING SCHEDULE

SYMBOL	MANUFACTURER/MODEL/DESCRIPTION	QTY	DETAIL
	WALL LIGHT: LUXR MODUX ONE STEP LIGHT SOLID EYELID MACHINEDCOPPER WALL & STEP LIGHT M1-SLE-IA-C-27-ACAN COPPER, COPPER, CANISTER LAMP: PIN MOUNTED 1W 3VF CREE XPG-3, 1 WATT, 2700K	19	
	PATH LIGHT: HUNZA TWIG LITE SOLID COPPER PATH LIGHT TG/L/S/COP/2 DIRECT BURIAL INSTALLATION COPPER, COPPER, (1/2) 1/2IN. NPS UNIVERSAL THREAD LAMP: 3W LED MODULE, 3W / 5VA, 2700K, BEAMSPREAD: 100° FLOOD	46	
	PEDESTRIAN LAMP: LUMENPULSE LAMPOST LUMENPULSE FIXTURE: ALG7200-VOLT-SSL-LXX-27K-CRI80-5-DIM POLE: PLM-4-AL-R-10-X-Q8-CC-QT8-AB ARM: ARM-P-P4-CS12-S1E-4-R-X-BRK-CC ALUM, BLACK, POLE	43	
	UPLIGHT: VOYA QTL- VOYA-EM-2.5-COB-12VAC-SW-ST-95-27-30D-CO B-B-P-09-WPH-NA-NA-NA ORDER CODE: DIR110144, BRASS, (BLP) BRONZE LIVING PATINA, (2GS) GROUND STAKE W/ 2IN. CAP LAMP: 2W LED MODULE, 2.5W / 2.5VA, 2700K, BEAMSPREAD: 15° NARROW	2	
	BOLLARD: RADIA PATHWAY LBRAP-AC, 9W CUSTOM LED LIGHT ENGINE DIMMING: 0-10V / FORWARD & REVERSE PHASE VOLTAGE: 120/277V, COLOR TEMPERATURE: 3000K INTERNATIONAL DARKSKY APPROVED COVE INTERIOR COLOR OPTIONS: BODY EXTERIOR POWDER COAT MATCH BODY MATERIAL: CAST ALUMINUM BODY FINISH: POWDER COAT, CUSTOM RAL 6021 MOUNTING: SURFACE MOUNT 3000K	32	
	PENDANT LIGHT: AURORALIGHT INC HPD100137 AGAVE HPD1001372703-NAT NAT BRASS 2700K, BEAMSPREAD: 90	17	
	LED TAPE LIGHT LED TAPE LIGHT Waterproof Product Number: QTL-RGBW-HE24.4.0-WET-RGBW-XX-BW-XX-BK-CL2-288/WIDE-BZ-SST-DF-N1-98	150 LF +/- ADD ALTERNATE FOR BOARDWALK 695 LF +/-	

Dirtworks
561 SEVENTH AVENUE FLOOR 11
NEW YORK, NY 10018
(212) 589 2263

WER
901 WEST THIRD STREET
LITTLE ROCK, AR 72201
(501) 374 5300

CONSULTANTS

CIVIL ENGINEERS
CRAFTON TULL & ASSOCIATES, INC.
901 N. 47TH STREET, SUITE 400
ROGERS, AR 72756
(479) 636 4838

MEP ENGINEERS
INSIGHT ENGINEERING
322 S STATE STREET, STE 201
LITTLE ROCK, AR 72201
(501) 237 3077

STRUCTURAL ENGINEERS
ENFRA TME, LLC
BUILDING 2, 1 ALLIED DRIVE, STE 2600
LITTLE ROCK, AR 72202
(501) 666 6776

FOOD SERVICE CONSULTANT
MCKAY-LANE CONSULTING, LTD
1807 DODSON AVE
FT. SMITH, AR 72901
(479) 629 4572

ACOUSTICAL ENGINEERS
ACENTECH
620 W. GERMANTOWN PIKE, STE. 210
PLYMOUTH MEETING PA 19462
(215) 245 8244

PROJECT TITLE

CENTRAL HOUSE & GARDEN

BENTONVILLE, AR

PROJECT NUMBER: 31483

#	ISSUED FOR	DATE
	FINAL CD's	10/2/2026

KEY PLAN

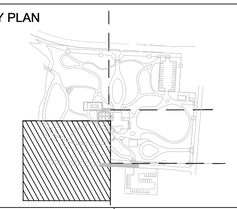

SIGN & SEAL

REGISTERED LANDSCAPE ARCHITECT
ALEX HART
License Number 712062
STATE OF ARKANSAS

DRAWN BY

CHECKED BY

SHEET TITLE

LIGHTING PLAN - SOUTHWEST

SHEET NUMBER

L-233

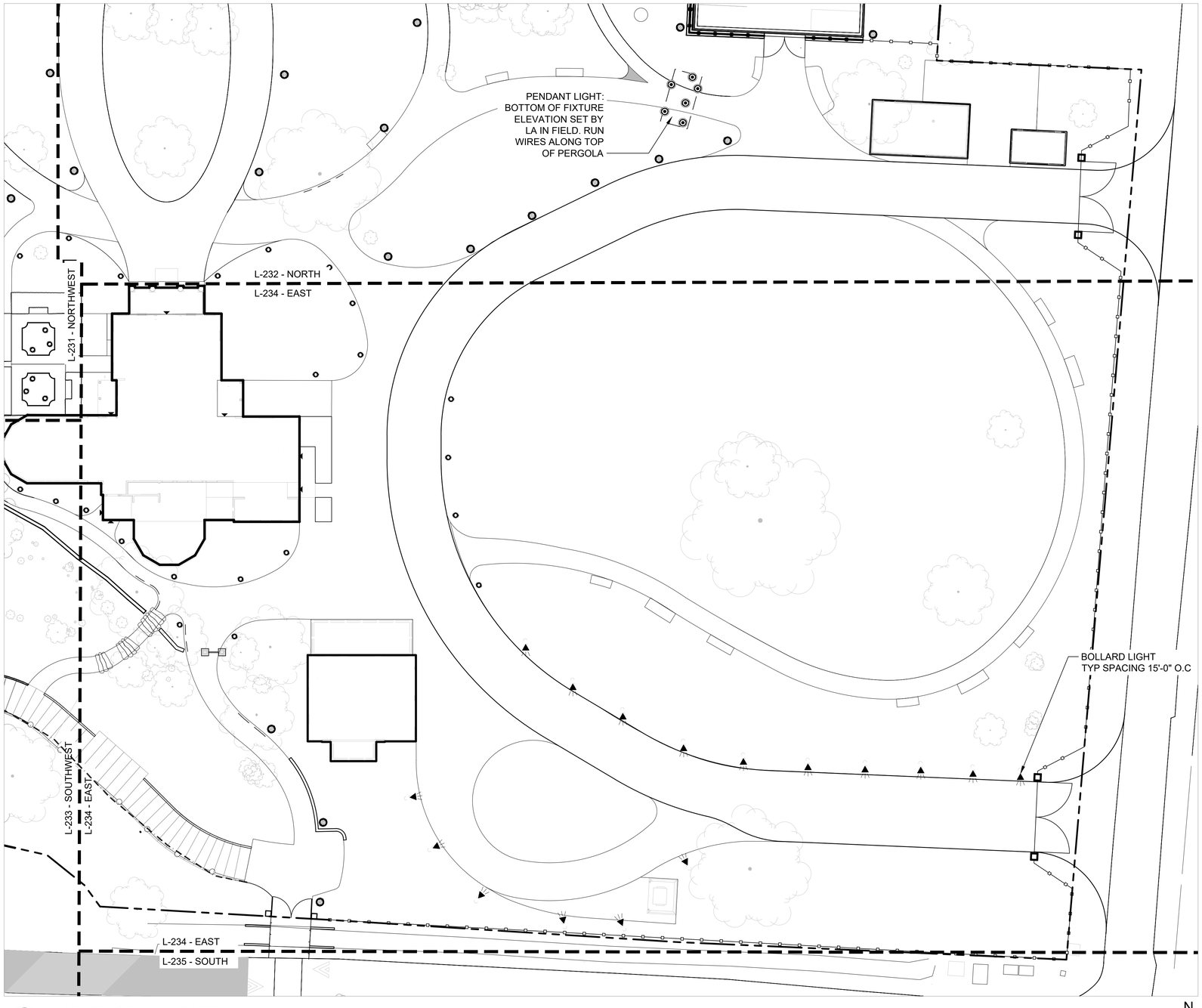

1 LIGHTING PLAN - EAST

1"=20'-0"

GENERAL LEGEND	
▲	BUILDING ACCESS
———	BUILDING FOOTPRINT
— — —	PROPERTY LINE
- - -	MATCH LINE
	EXISTING TREE

LIGHTING SCHEDULE

SYMBOL	MANUFACTURER/MODEL/DESCRIPTION	QTY	DETAIL
	WALL LIGHT: LUXR MODUX ONE STEP LIGHT SOLID EYELID MACHINEDCOPPER WALL & STEP LIGHT M1-SLE-IA-C-27-ACAN COPPER, COPPER, CANISTER LAMP: PIN MOUNTED 1W 3VF CREE XPG-3, 1 WATT, 2700K	19	
	PATH LIGHT: HUNZA TWIG LITE SOLID COPPER PATH LIGHT TG/L/S/COP/2 DIRECT BURIAL INSTALLATION COPPER, COPPER, (1/2) 1/2IN. NPS UNIVERSAL THREAD LAMP: 3W LED MODULE, 3W / 5VA, 2700K, BEAMSPREAD: 100° FLOOD	46	
	PEDESTRIAN LAMP: LUMENPULSE LAMPOST LUMENPULSE FIXTURE: ALG7200-VOLT-SSL-LXX-27K-CRI80-5-DIM POLE: PLM-4-AL-R-10-X-Q8-CC-QT8-AB ARM: ARM-P-P4-CS12-S1E-4-R-X-BRK-CC ALUM, BLACK, POLE	43	
	UPLIGHT: VOYA QTL- VOYA-EM-2.5-COB-12VAC-SW-ST-95-27-30D-CO B-B-P-09-WPH-NA-NA-NA ORDER CODE: DIR110144, BRASS, (BLP) BRONZE LIVING PATINA, (2GS) GROUND STAKE W/ 2IN. CAP LAMP: 2W LED MODULE, 2.5W / 2.5VA, 2700K, BEAMSPREAD: 15° NARROW	2	
	BOLLARD: RADIA PATHWAY LBRAP-AC, 9W CUSTOM LED LIGHT ENGINE DIMMING: 0-10V / FORWARD & REVERSE PHASE VOLTAGE: 120/277V, COLOR TEMPERATURE: 3000K INTERNATIONAL DARKSKY APPROVED COVE INTERIOR COLOR OPTIONS: BODY EXTERIOR POWDER COAT MATCH BODY MATERIAL: CAST ALUMINUM BODY FINISH: POWDER COAT, CUSTOM RAL 6021 MOUNTING: SURFACE MOUNT 3000K	32	
	PENDANT LIGHT: AURORALIGHT INC HPD100137 AGAVE HPD1001372703-NAT NAT BRASS 2700K, BEAMSPREAD: 90	17	
	LED TAPE LIGHT LED TAPE LIGHT Waterproof Product Number: QTL-RGBW-HE24.4.0-WET-RGBW-XX-BW-XX-BK-CL2-288/WIDE-BZ-SST-DF-N1-98	150 LF +/-	ADD ALTERNATE FOR BOARDWALK 695 LF +/-

Dirtworks
561 SEVENTH AVENUE FLOOR 11
NEW YORK, NY 10018
(212) 589 2263

WER
901 WEST THIRD STREET
LITTLE ROCK, AR 72201
(501) 374 5300

CONSULTANTS

CIVIL ENGINEERS
CRAFTON TULL & ASSOCIATES, INC.
901 N. 47TH STREET, SUITE 400
ROGERS, AR 72756
(479) 636 4838

MEP ENGINEERS
INSIGHT ENGINEERING
322 S STATE STREET, STE 201
LITTLE ROCK, AR 72201
(501) 237 3077

STRUCTURAL ENGINEERS
ENFRA TME, LLC
BUILDING 2, 1 ALLIED DRIVE, STE 2600
LITTLE ROCK, AR 72202
(501) 666 6776

FOOD SERVICE CONSULTANT
MCKAY-LANE CONSULTING, LTD
1807 DODSON AVE
FT. SMITH, AR 72901
(479) 629 4572

ACOUSTICAL ENGINEERS
ACENTECH
620 W. GERMANTOWN PIKE, STE. 210
PLYMOUTH MEETING PA 19462
(215) 245 8244

PROJECT TITLE

CENTRAL HOUSE & GARDEN

BENTONVILLE, AR

PROJECT NUMBER: 31483

#	ISSUED FOR	DATE
	FINAL CD's	10/2/2026

KEY PLAN

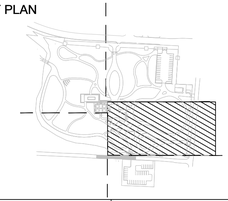

SIGN & SEAL

REGISTERED LANDSCAPE ARCHITECT
ALEX HART
License Number 712062
STATE OF ARKANSAS

DRAWN BY

CHECKED BY

SHEET TITLE

LIGHTING PLAN - EAST

SHEET NUMBER

L-234

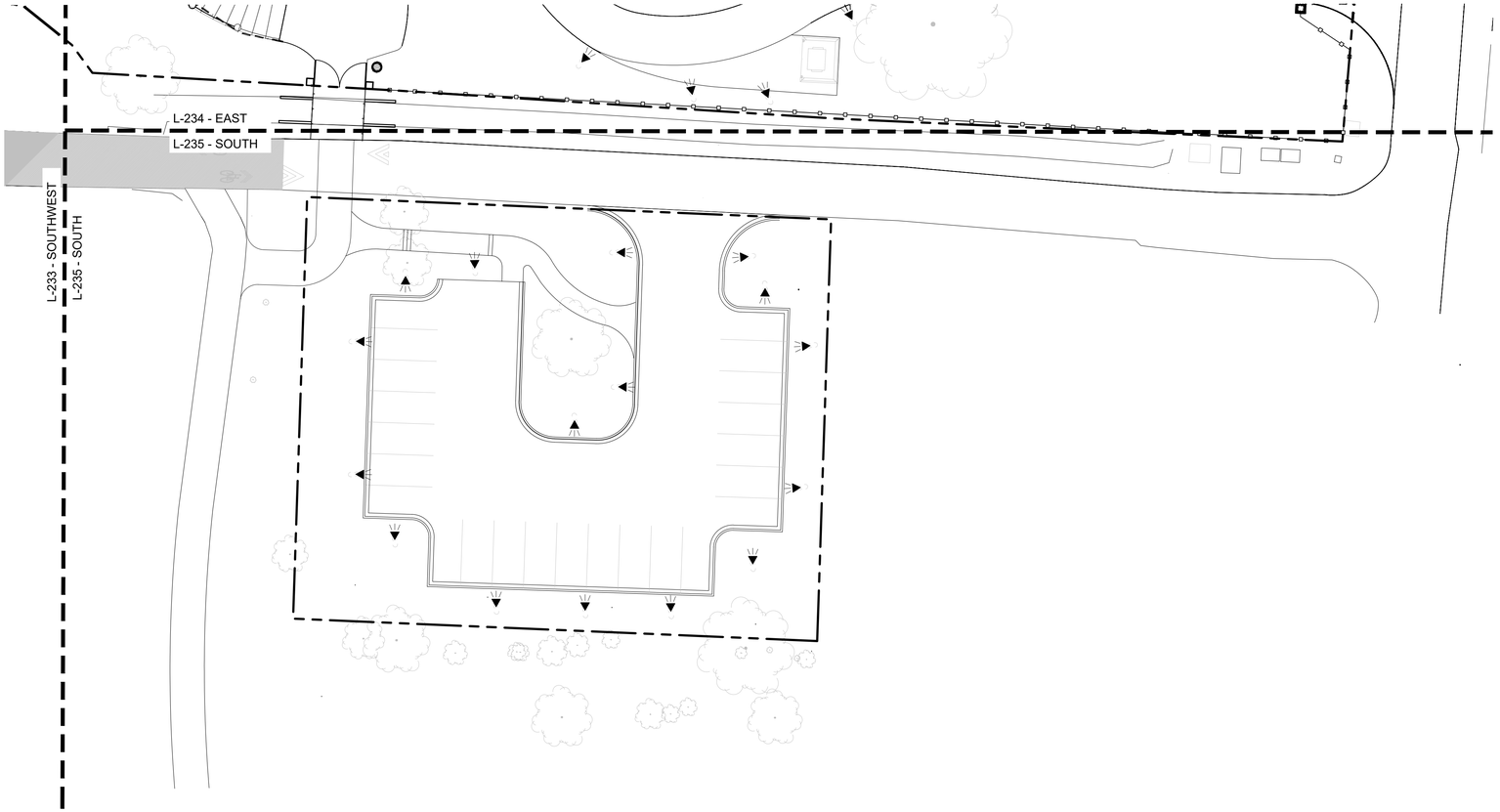

1 LIGHTING PLAN - SOUTH
1"=20'-0"

0 20' 40'
1" = 20'-0"
N

GENERAL LEGEND	
	BUILDING ACCESS
	BUILDING FOOTPRINT
	PROPERTY LINE
	MATCH LINE
	EXISTING TREE

LIGHTING SCHEDULE

SYMBOL	MANUFACTURER/MODEL/DESCRIPTION	QTY	DETAIL
	WALL LIGHT: LUXR MODUX ONE STEP LIGHT SOLID EYELID MACHINEDCOPPER WALL & STEP LIGHT M1-SLE-IA-C-27-ACAN COPPER, COPPER, CANISTER LAMP: PIN MOUNTED 1W 3VF CREE XPG-3, 1 WATT, 2700K	19	
	PATH LIGHT: HUNZA TWIG LITE SOLID COPPER PATH LIGHT TG/L/S/COP/2 DIRECT BURIAL INSTALLATION COPPER, COPPER, (1/2) 1/2IN. NPS UNIVERSAL THREAD LAMP: 3W LED MODULE, 3W / 5VA, 2700K, BEAMSPREAD: 100° FLOOD	46	
	PEDESTRIAN LAMP: LUMENPULSE LAMPOST LUMENPULSE FIXTURE: ALG7200-VOLT-SSL-LXX-27K-CRI80-5-DIM POLE: PLM-4-AL-R-10-X-Q8-CC-QT8-AB ARM: ARM-P-P4-CS12-S1E-4-R-X-BRK-CC ALUM, BLACK, POLE	43	
	UPLIGHT: VOYA QTL- VOYA-EM-2.5-COB-12VAC-SW-ST-95-27-30D-COB-B-P-09-WPH-NA-NA-NA ORDER CODE: DIR110144, BRASS, (BLP) BRONZE LIVING PATINA, (2GS) GROUND STAKE W/ 2IN. CAP LAMP: 2W LED MODULE, 2.5W / 2.5VA, 2700K, BEAMSPREAD: 15° NARROW	2	
	BOLLARD: RADIA PATHWAY LBRAP-AC, 9W CUSTOM LED LIGHT ENGINE DIMMING: 0-10V / FORWARD & REVERSE PHASE VOLTAGE: 120/277V, COLOR TEMPERATURE: 3000K INTERNATIONAL DARKSKY APPROVED COVE INTERIOR COLOR OPTIONS: BODY EXTERIOR POWDER COAT MATCH BODY MATERIAL: CAST ALUMINUM BODY FINISH: POWDER COAT, CUSTOM RAL 6021 MOUNTING: SURFACE MOUNT 3000K	32	
	PENDANT LIGHT: AURORALIGHT INC HPD100137 AGAVE HPD1001372703-NAT NAT BRASS 2700K, BEAMSPREAD: 90	17	
	LED TAPE LIGHT LED TAPE LIGHT Waterproof Product Number: QTL-RGBW-HE24.4.0-WET-RGBW-XX-BW-XX-BK-CL2-288/WIDE-BZ-SST-DF-N1-98	150 LF +/- ADD ALTERNATE FOR BOARDWALK 695 LF +/-	

Dirtworks
561 SEVENTH AVENUE FLOOR 11
NEW YORK, NY 10018
(212) 589 2263

WER
901 WEST THIRD STREET
LITTLE ROCK, AR 72201
(501) 374 5300

CONSULTANTS

CIVIL ENGINEERS
CRAFTON TULL & ASSOCIATES, INC.
901 N. 47TH STREET, SUITE 400
ROGERS, AR 72756
(479) 636 4838

MEP ENGINEERS
INSIGHT ENGINEERING
322 S STATE STREET, STE 201
LITTLE ROCK, AR 72201
(501) 237 3077

STRUCTURAL ENGINEERS
ENFRA TME, LLC
BUILDING 2, 1 ALLIED DRIVE, STE 2600
LITTLE ROCK, AR 72202
(501) 666 6776

FOOD SERVICE CONSULTANT
MCKAY-LANE CONSULTING, LTD
1807 DODSON AVE
FT. SMITH, AR 72901
(479) 629 4572

ACOUSTICAL ENGINEERS
ACENTECH
620 W. GERMANTOWN PIKE, STE. 210
PLYMOUTH MEETING PA 19462
(215) 245 8244

PROJECT TITLE

CENTRAL HOUSE & GARDEN

BENTONVILLE, AR

PROJECT NUMBER: 31483

#	ISSUED FOR	DATE
	FINAL CD's	10/2/2026

KEY PLAN

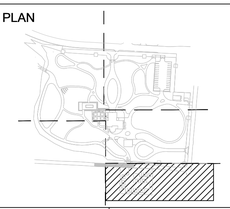

SIGN & SEAL

REGISTERED LANDSCAPE ARCHITECT
ALEX HART
License Number 712062
STATE OF ARKANSAS

DRAWN BY

CHECKED BY

SHEET TITLE

LIGHTING PLAN - SOUTH

SHEET NUMBER

L-235

LIGHTING SCHEDULE

PHOTO	SYMBOL	MANUFACTURER/MODEL/DESCRIPTION	QTY	DETAIL
		WALL LIGHT: LUXR MODUX ONE STEP LIGHT SOLID EYELID MACHINEDCOPPER WALL & STEP LIGHT M1-SLE-IA-C-27-ACAN COPPER, COPPER, CANISTER LAMP: PIN MOUNTED 1W 3VF CREE XPG-3, 1 WATT, 2700K	19	
		PATH LIGHT: HUNZA TWIG LITE SOLID COPPER PATH LIGHT TG/L/S/COP/2 DIRECT BURIAL INSTALLATION COPPER, COPPER, (1/2) 1/2IN. NPS UNIVERSAL THREAD LAMP: 3W LED MODULE, 3W / 5VA, 2700K, BEAMSPREAD: 100° FLOOD	46	
		PEDESTRIAN LAMP: LUMENPULSE LAMPOST LUMENPULSE FIXTURE: ALG7200-VOLT-SSL-LXX-27K-CRI80-5-DIM POLE: PLM-4-AL-R-10-X-Q8-CC-QT8-AB ARM: ARM-P-P4-CS12-S1E-4-R-X-BRK-CC ALUM, BLACK, POLE	43	
		UPLIGHT: VOYA QTL- VOYA-EM-2.5-COB-12VAC-SW-ST-95-27-30D-COB-B-P-09-WPH-NA-NA-NA ORDER CODE: DIR110144, BRASS, (BLP) BRONZE LIVING PATINA, (2GS) GROUND STAKE W/ 2IN. CAP LAMP: 2W LED MODULE, 2.5W / 2.5VA, 2700K, BEAMSPREAD: 15° NARROW	2	
		BOLLARD: RADIA PATHWAY LBRAP-AC, 9W CUSTOM LED LIGHT ENGINE DIMMING: 0-10V / FORWARD & REVERSE PHASE VOLTAGE: 120/277V, COLOR TEMPERATURE: 3000K INTERNATIONAL DARKSKY APPROVED COVE INTERIOR COLOR OPTIONS: BODY EXTERIOR POWDER COAT MATCH BODY MATERIAL: CAST ALUMINUM BODY FINISH: POWDER COAT, CUSTOM RAL 6021 MOUNTING: SURFACE MOUNT 3000K	32	
		PENDANT LIGHT: AURORALIGHT INC HPD100137 AGAVE HPD1001372703-NAT NAT BRASS 2700K, BEAMSPREAD: 90	17	
		LED TAPE LIGHT Waterproof Product Number: QTL-RGBW-HE24.4.0-WET-RGBW-XX-BW-XX-BK-CL2-288/WIDE-BZ-SST-DF-N1-98	150 LF +/-	ADD ALTERNATE FOR BOARDWALK 695 LF +/-

Dirtworks
561 SEVENTH AVENUE FLOOR 11
NEW YORK, NY 10018
(212) 589 2263

WER
901 WEST THIRD STREET
LITTLE ROCK, AR 72201
(501) 374 5300

CONSULTANTS

CIVIL ENGINEERS
CRAFTON TULL & ASSOCIATES, INC.
901 N. 47TH STREET, SUITE 400
ROGERS, AR 72756
(479) 636 4838

MEP ENGINEERS
INSIGHT ENGINEERING
322 S STATE STREET, STE 201
LITTLE ROCK, AR 72201
(501) 237 3077

STRUCTURAL ENGINEERS
ENFRA TME, LLC
BUILDING 2, 1 ALLIED DRIVE, STE 2600
LITTLE ROCK, AR 72202
(501) 666 6776

FOOD SERVICE CONSULTANT
MCKAY-LANE CONSULTING, LTD
1807 DODSON AVE
FT. SMITH, AR 72901
(479) 629 4572

ACOUSTICAL ENGINEERS
ACENTECH
620 W. GERMANTOWN PIKE, STE. 210
PLYMOUTH MEETING PA 19462
(215) 245 8244

PROJECT TITLE

CENTRAL HOUSE & GARDEN

BENTONVILLE, AR

PROJECT NUMBER: 31483

#	ISSUED FOR	DATE
	FINAL CD's	10/2/2026

KEY PLAN

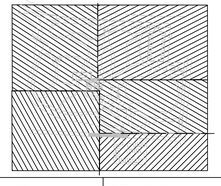

SIGN & SEAL

REGISTERED LANDSCAPE ARCHITECT
ALEX HART
License Number 712062
STATE OF ARKANSAS

DRAWN BY

CHECKED BY

SHEET TITLE

LIGHTING PLAN - SCHEDULE

SHEET NUMBER

L-236

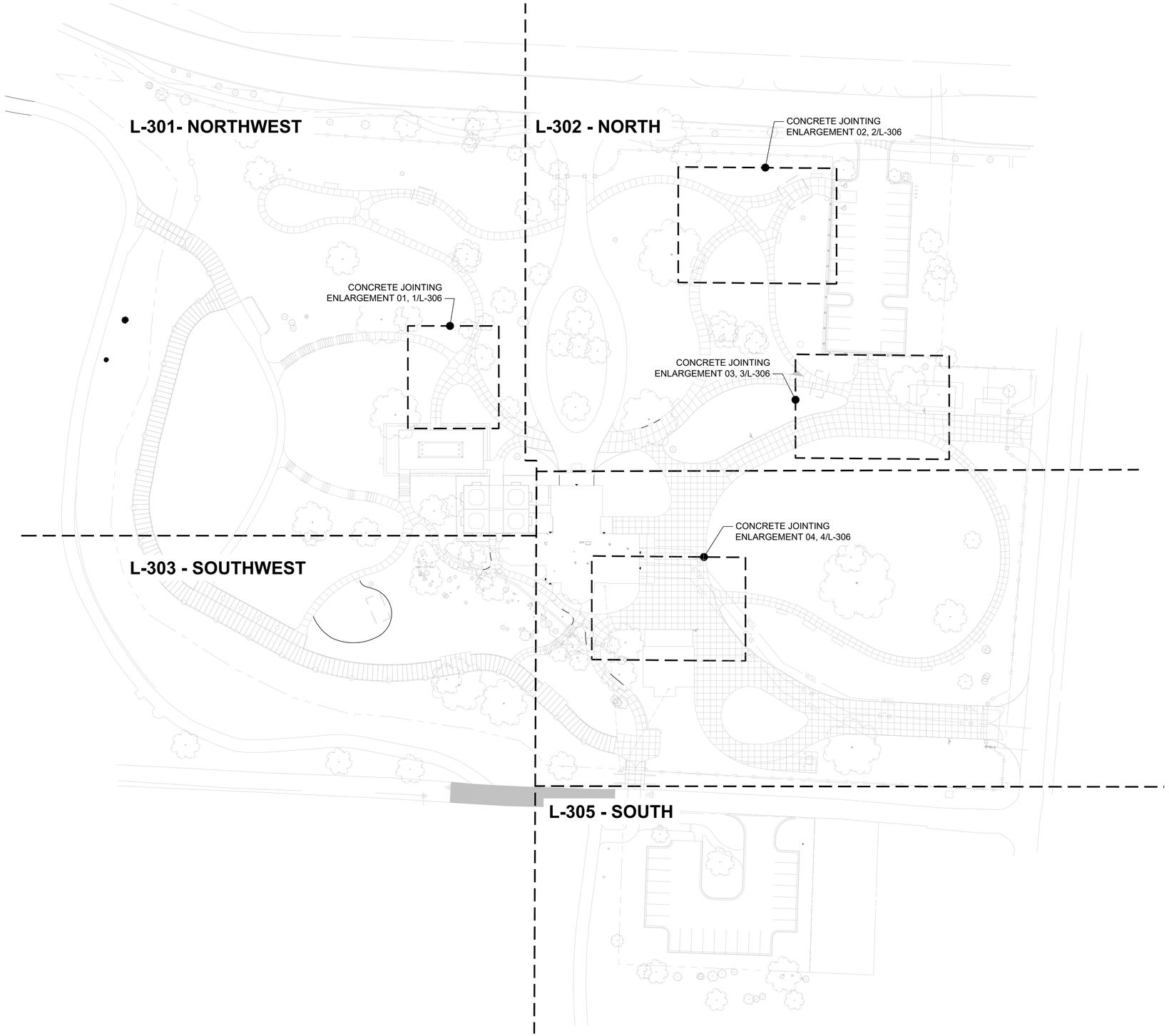

GENERAL LEGEND	
▲	BUILDING ACCESS
———	BUILDING FOOTPRINT
———	PROPERTY LINE
— — —	MATCH LINE
	EXISTING TREE
	CONTRACTION JOINT

*NOTES:

1.ALL DIMENSIONS INDICATED ON THE LAYOUT PLAN ARE FOR FIELD VERIFICATION ONLY. THE LAYOUT AND POSITIONING OF ALL SITE ELEMENTS TO BE GPS COORDINATED BY THE CONTRACTOR USING CAD DRAWINGS PROVIDED BY THE LANDSCAPE ARCHITECT PRIOR TO INSTALLATION.

1 LAYOUT PLAN - SITE
1"=40'-0"

0 40' 80'
1" = 40'-0"

N

Dirtworks
561 SEVENTH AVENUE FLOOR 11
NEW YORK, NY 10018
(212) 589 2263

WER
901 WEST THIRD STREET
LITTLE ROCK, AR 72201
(501) 374 5300

CONSULTANTS

CIVIL ENGINEERS
CRAFTON TULL & ASSOCIATES, INC.
901 N. 47TH STREET, SUITE 400
ROGERS, AR 72756
(479) 636 4838

MEP ENGINEERS
INSIGHT ENGINEERING
322 S STATE STREET, STE 201
LITTLE ROCK, AR 72201
(501) 237 3077

STRUCTURAL ENGINEERS
ENFRA TME, LLC
BUILDING 2, 1 ALLIED DRIVE, STE 2600
LITTLE ROCK, AR 72202
(501) 666 6776

FOOD SERVICE CONSULTANT
MCKAY-LANE CONSULTING, LTD
1807 DODSON AVE
FT. SMITH, AR 72901
(479) 629 4572

ACOUSTICAL ENGINEERS
ACENTECH
620 W. GERMANTOWN PIKE, STE. 210
PLYMOUTH MEETING PA 19462
(215) 245 8244

PROJECT TITLE

CENTRAL HOUSE & GARDEN

BENTONVILLE, AR

PROJECT NUMBER: 31483

#	ISSUED FOR	DATE
	FINAL CD's	10/2/2026

KEY PLAN

SIGN & SEAL

REGISTERED LANDSCAPE ARCHITECT
ALEX HART
License Number 712062
STATE OF ARKANSAS

DRAWN BY

CHECKED BY

SHEET TITLE

LAYOUT PLAN - SITE

SHEET NUMBER

L-300

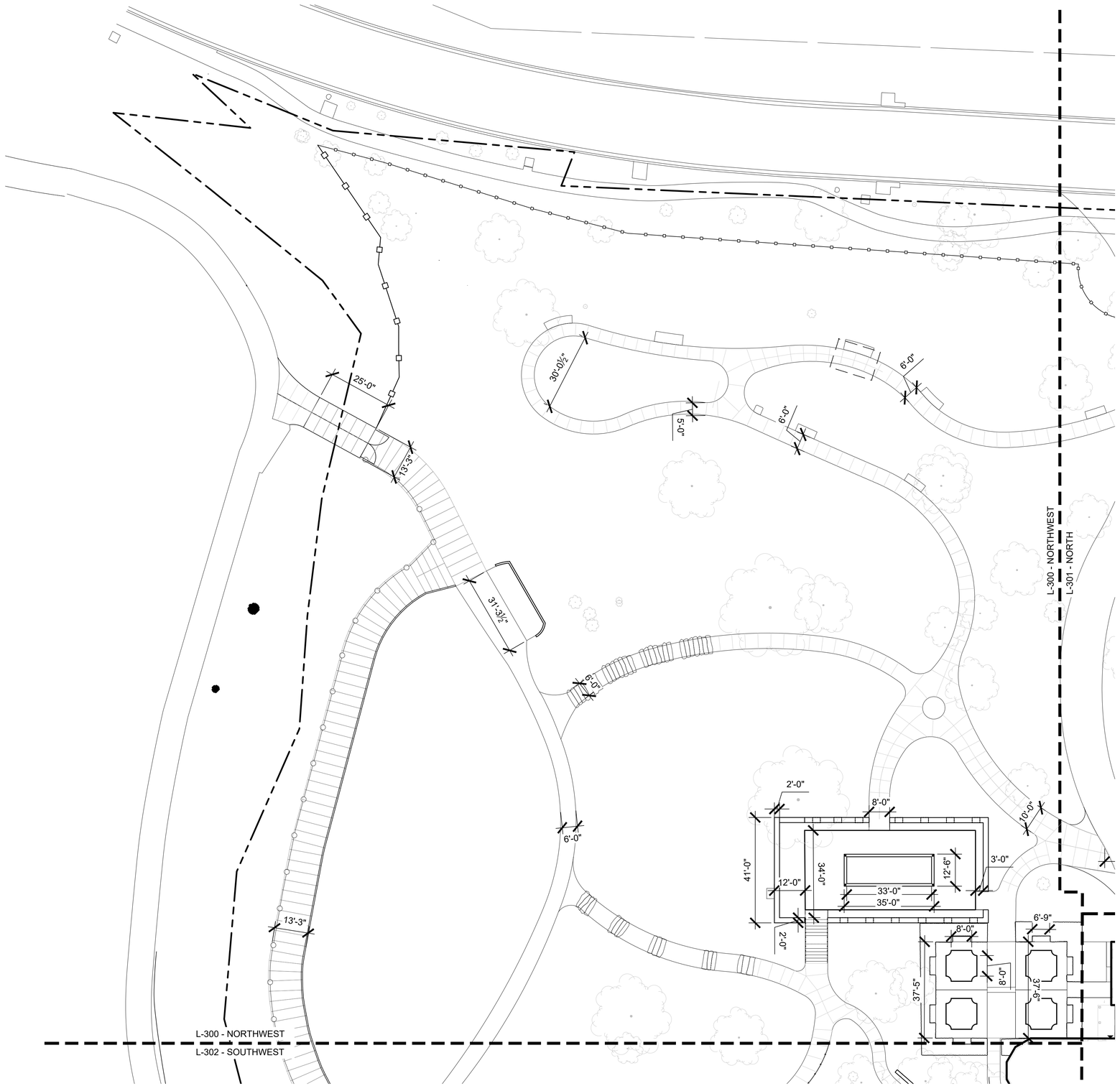

1 LAYOUT PLAN - NORTHWEST

1"=20'-0"

0 20' 40'

1" = 20'-0"

N

GENERAL LEGEND	
▲	BUILDING ACCESS
———	BUILDING FOOTPRINT
— — —	PROPERTY LINE
- - - -	MATCH LINE
	EXISTING TREE
	CONTRACTION JOINT

*NOTES:

1.ALL DIMENSIONS INDICATED ON THE LAYOUT PLAN ARE FOR FIELD VERIFICATION ONLY. THE LAYOUT AND POSITIONING OF ALL SITE ELEMENTS TO BE GPS COORDINATED BY THE CONTRACTOR USING CAD DRAWINGS PROVIDED BY THE LANDSCAPE ARCHITECT PRIOR TO INSTALLATION.

Dirtworks
561 SEVENTH AVENUE FLOOR 11
NEW YORK, NY 10018
(212) 589 2263

WER
901 WEST THIRD STREET
LITTLE ROCK, AR 72201
(501) 374 5300

CONSULTANTS

CIVIL ENGINEERS
CRAFTON TULL & ASSOCIATES, INC.
901 N. 47TH STREET, SUITE 400
ROGERS, AR 72756
(479) 636 4838

MEP ENGINEERS
INSIGHT ENGINEERING
322 S STATE STREET, STE 201
LITTLE ROCK, AR 72201
(501) 237 3077

STRUCTURAL ENGINEERS
ENFRA TME, LLC
BUILDING 2, 1 ALLIED DRIVE, STE 2600
LITTLE ROCK, AR 72202
(501) 666 6776

FOOD SERVICE CONSULTANT
MCKAY-LANE CONSULTING, LTD
1807 DODSON AVE
FT. SMITH, AR 72901
(479) 629 4572

ACOUSTICAL ENGINEERS
ACENTECH
620 W. GERMANTOWN PIKE, STE. 210
PLYMOUTH MEETING PA 19462
(215) 245 8244

PROJECT TITLE

CENTRAL HOUSE & GARDEN

BENTONVILLE, AR

PROJECT NUMBER: 31483

#	ISSUED FOR	DATE
	FINAL CD's	10/2/2026

KEY PLAN

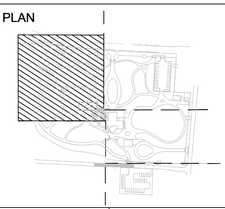

SIGN & SEAL

REGISTERED LANDSCAPE ARCHITECT
ALEX HART
License Number 712062
STATE OF ARKANSAS

DRAWN BY

CHECKED BY

SHEET TITLE

LAYOUT PLAN - NORTHWEST

SHEET NUMBER

L-301

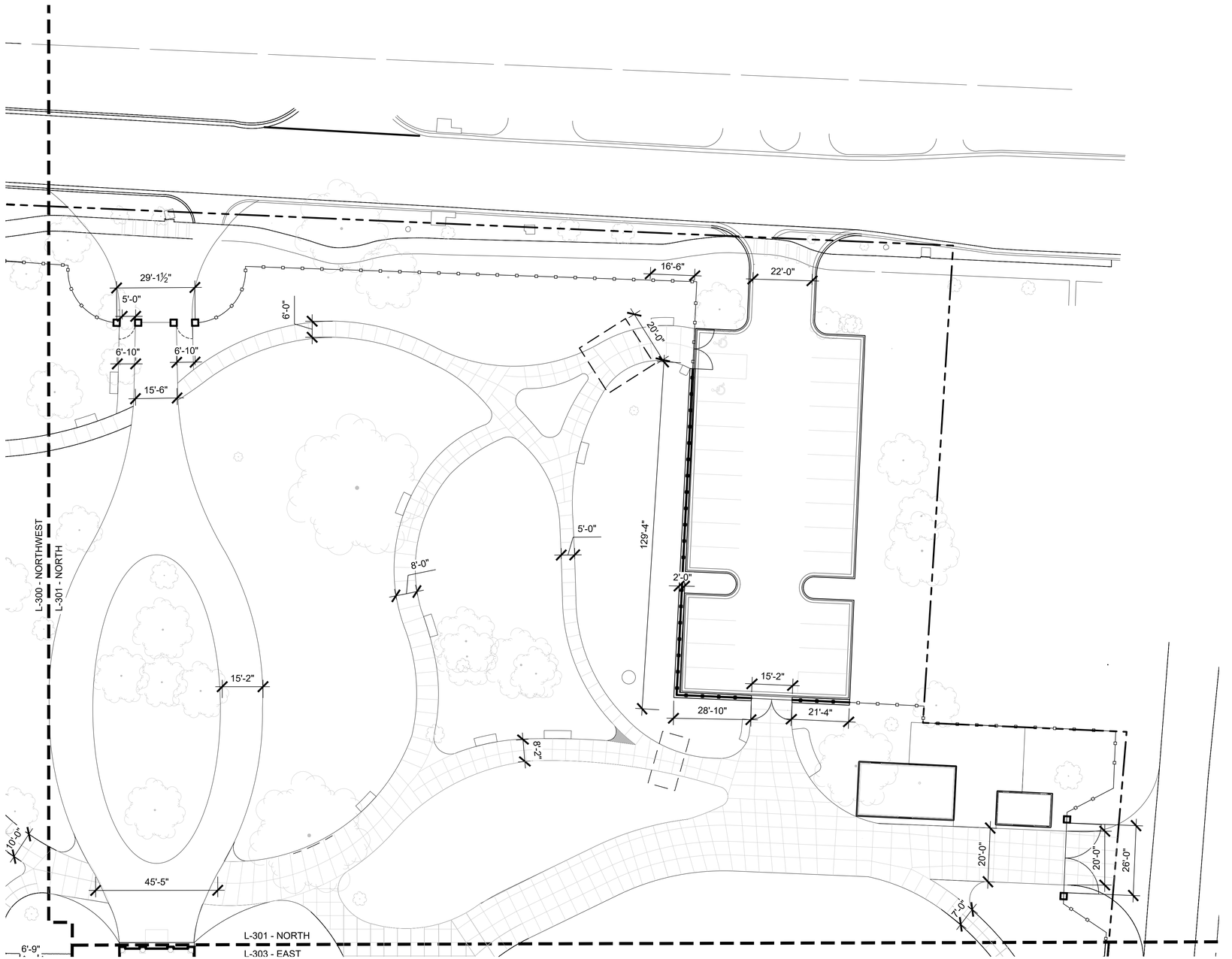

1 LAYOUT PLAN - NORTH
1"=20'-0"

GENERAL LEGEND	
▲	BUILDING ACCESS
———	BUILDING FOOTPRINT
———	PROPERTY LINE
- - -	MATCH LINE
	EXISTING TREE
	CONTRACTION JOINT

*NOTES:

1.ALL DIMENSIONS INDICATED ON THE LAYOUT PLAN ARE FOR FIELD VERIFICATION ONLY. THE LAYOUT AND POSITIONING OF ALL SITE ELEMENTS TO BE GPS COORDINATED BY THE CONTRACTOR USING CAD DRAWINGS PROVIDED BY THE LANDSCAPE ARCHITECT PRIOR TO INSTALLATION.

Dirtworks
561 SEVENTH AVENUE FLOOR 11
NEW YORK, NY 10018
(212) 589 2263

WER
901 WEST THIRD STREET
LITTLE ROCK, AR 72201
(501) 374 5300

CONSULTANTS

CIVIL ENGINEERS
CRAFTON TULL & ASSOCIATES, INC.
901 N. 47TH STREET, SUITE 400
ROGERS, AR 72756
(479) 636 4838

MEP ENGINEERS
INSIGHT ENGINEERING
322 S STATE STREET, STE 201
LITTLE ROCK, AR 72201
(501) 237 3077

STRUCTURAL ENGINEERS
ENFRA TME, LLC
BUILDING 2, 1 ALLIED DRIVE, STE 2600
LITTLE ROCK, AR 72202
(501) 666 6776

FOOD SERVICE CONSULTANT
MCKAY-LANE CONSULTING, LTD
1807 DODSON AVE
FT. SMITH, AR 72901
(479) 629 4572

ACOUSTICAL ENGINEERS
ACENTECH
620 W. GERMANTOWN PIKE, STE. 210
PLYMOUTH MEETING PA 19462
(215) 245 8244

PROJECT TITLE

CENTRAL HOUSE & GARDEN

BENTONVILLE, AR

PROJECT NUMBER: 31483

#	ISSUED FOR	DATE
	FINAL CD's	10/2/2026

KEY PLAN

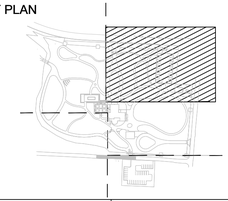

SIGN & SEAL

REGISTERED LANDSCAPE ARCHITECT
ALEX HART
License Number 712062
STATE OF ARKANSAS

DRAWN BY

CHECKED BY

SHEET TITLE

LAYOUT PLAN - NORTH

SHEET NUMBER

L-302

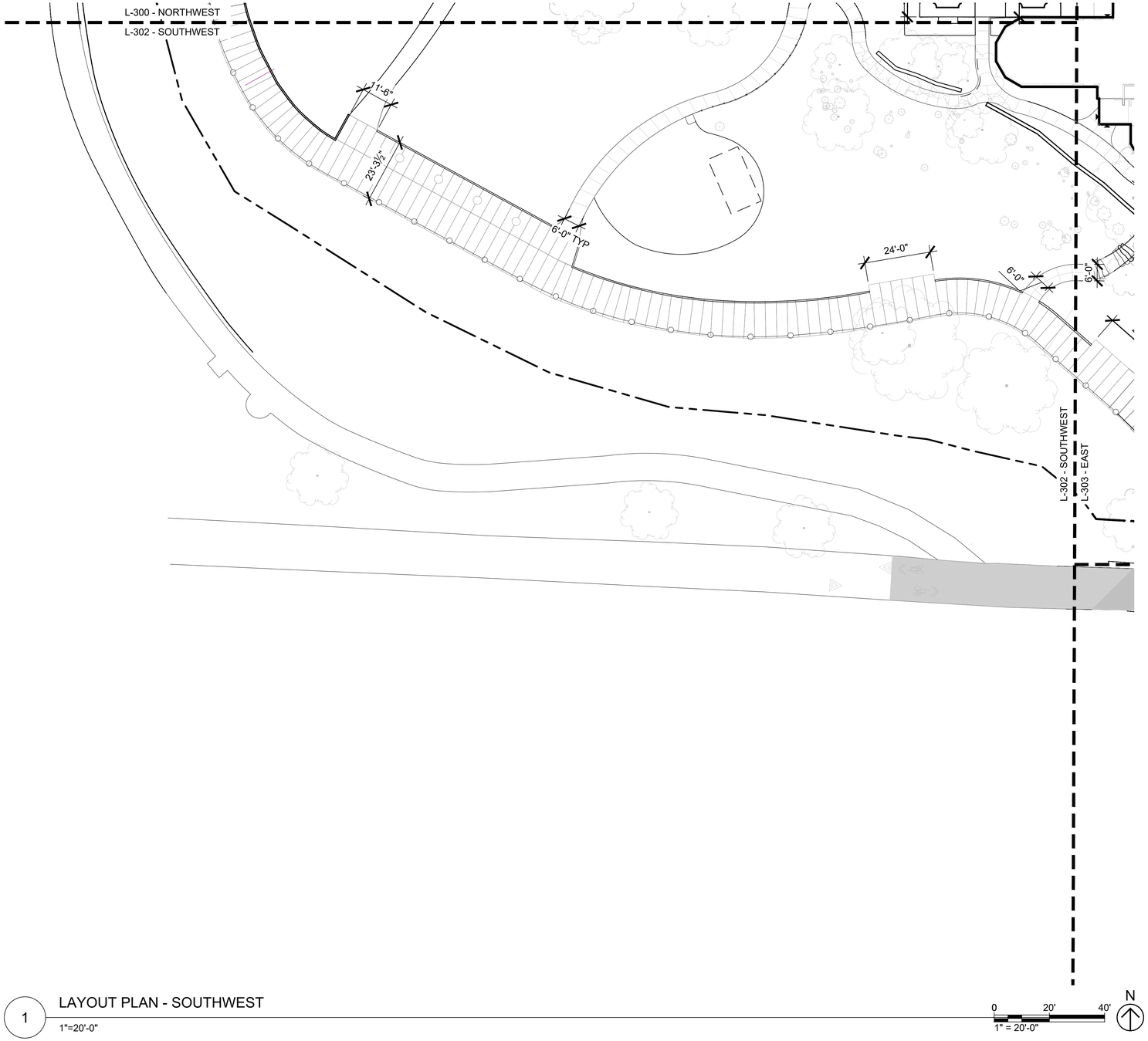

1 LAYOUT PLAN - SOUTHWEST

1"=20'-0"

0 20' 40'

1" = 20'-0"

N

GENERAL LEGEND	
▲	BUILDING ACCESS
———	BUILDING FOOTPRINT
— — —	PROPERTY LINE
- - -	MATCH LINE
	EXISTING TREE
	CONTRACTION JOINT

*NOTES:

1.ALL DIMENSIONS INDICATED ON THE LAYOUT PLAN ARE FOR FIELD VERIFICATION ONLY. THE LAYOUT AND POSITIONING OF ALL SITE ELEMENTS TO BE GPS COORDINATED BY THE CONTRACTOR USING CAD DRAWINGS PROVIDED BY THE LANDSCAPE ARCHITECT PRIOR TO INSTALLATION.

Dirtworks
561 SEVENTH AVENUE FLOOR 11
NEW YORK, NY 10018
(212) 589 2263

WER
901 WEST THIRD STREET
LITTLE ROCK, AR 72201
(501) 374 5300

CONSULTANTS

CIVIL ENGINEERS
CRAFTON TULL & ASSOCIATES, INC.
901 N. 47TH STREET, SUITE 400
ROGERS, AR 72756
(479) 636 4838

MEP ENGINEERS
INSIGHT ENGINEERING
322 S STATE STREET, STE 201
LITTLE ROCK, AR 72201
(501) 237 3077

STRUCTURAL ENGINEERS
ENFRA TME, LLC
BUILDING 2, 1 ALLIED DRIVE, STE 2600
LITTLE ROCK, AR 72202
(501) 666 6776

FOOD SERVICE CONSULTANT
MCKAY-LANE CONSULTING, LTD
1807 DODSON AVE
FT. SMITH, AR 72901
(479) 629 4572

ACOUSTICAL ENGINEERS
ACENTECH
620 W. GERMANTOWN PIKE, STE. 210
PLYMOUTH MEETING PA 19462
(215) 245 8244

PROJECT TITLE

CENTRAL HOUSE & GARDEN

BENTONVILLE, AR

PROJECT NUMBER: 31483

#	ISSUED FOR	DATE
	FINAL CD's	10/2/2026

KEY PLAN

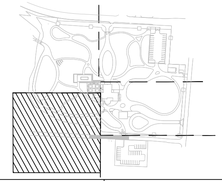

SIGN & SEAL

REGISTERED LANDSCAPE ARCHITECT
ALEX HART
License Number 712062
STATE OF ARKANSAS

DRAWN BY

CHECKED BY

SHEET TITLE

LAYOUT PLAN - SOUTHWEST

SHEET NUMBER

L-303

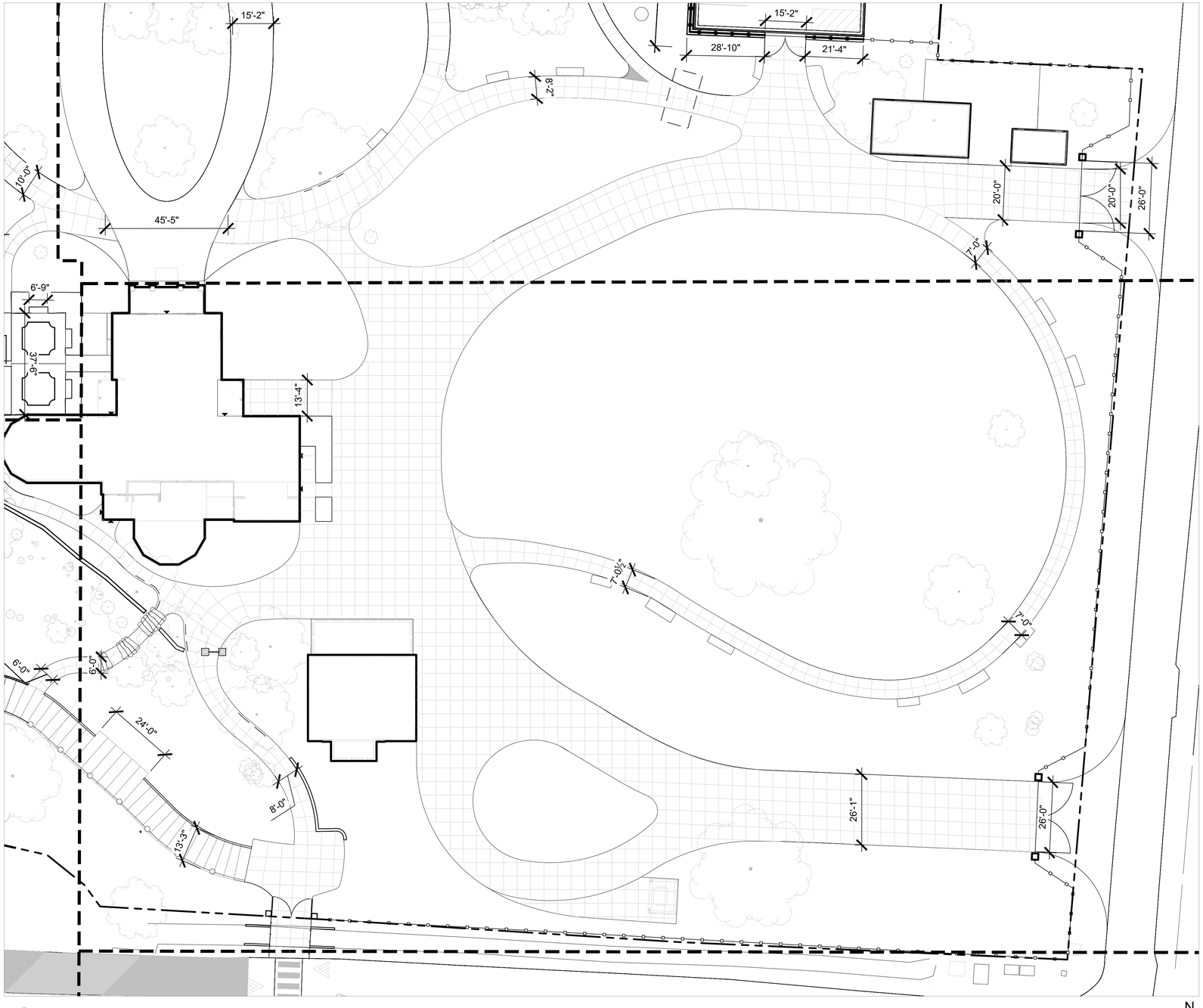

1 LAYOUT PLAN - EAST

1"=20'-0"

0 20' 40'

1" = 20'-0"

N

GENERAL LEGEND	
▲	BUILDING ACCESS
———	BUILDING FOOTPRINT
— — —	PROPERTY LINE
- - - -	MATCH LINE
	EXISTING TREE
	CONTRACTION JOINT

*NOTES:

1.ALL DIMENSIONS INDICATED ON THE LAYOUT PLAN ARE FOR FIELD VERIFICATION ONLY. THE LAYOUT AND POSITIONING OF ALL SITE ELEMENTS TO BE GPS COORDINATED BY THE CONTRACTOR USING CAD DRAWINGS PROVIDED BY THE LANDSCAPE ARCHITECT PRIOR TO INSTALLATION.

Dirtworks
561 SEVENTH AVENUE FLOOR 11
NEW YORK, NY 10018
(212) 589 2263

WER
901 WEST THIRD STREET
LITTLE ROCK, AR 72201
(501) 374 5300

CONSULTANTS

CIVIL ENGINEERS
CRAFTON TULL & ASSOCIATES, INC.
901 N. 47TH STREET, SUITE 400
ROGERS, AR 72756
(479) 636 4838

MEP ENGINEERS
INSIGHT ENGINEERING
322 S STATE STREET, STE 201
LITTLE ROCK, AR 72201
(501) 237 3077

STRUCTURAL ENGINEERS
ENFRA TME, LLC
BUILDING 2, 1 ALLIED DRIVE, STE 2600
LITTLE ROCK, AR 72202
(501) 666 6776

FOOD SERVICE CONSULTANT
MCKAY-LANE CONSULTING, LTD
1807 DODSON AVE
FT. SMITH, AR 72901
(479) 629 4572

ACOUSTICAL ENGINEERS
ACENTECH
620 W. GERMANTOWN PIKE, STE. 210
PLYMOUTH MEETING PA 19462
(215) 245 8244

PROJECT TITLE

CENTRAL HOUSE & GARDEN

BENTONVILLE, AR

PROJECT NUMBER: 31483

#	ISSUED FOR	DATE
	FINAL CD's	10/2/2026

KEY PLAN

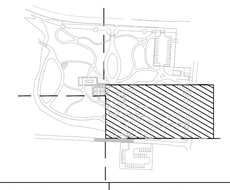

SIGN & SEAL

REGISTERED LANDSCAPE ARCHITECT
ALEX HART
License Number 712062
STATE OF ARKANSAS

DRAWN BY

CHECKED BY

SHEET TITLE

LAYOUT PLAN - EAST

SHEET NUMBER

L-304

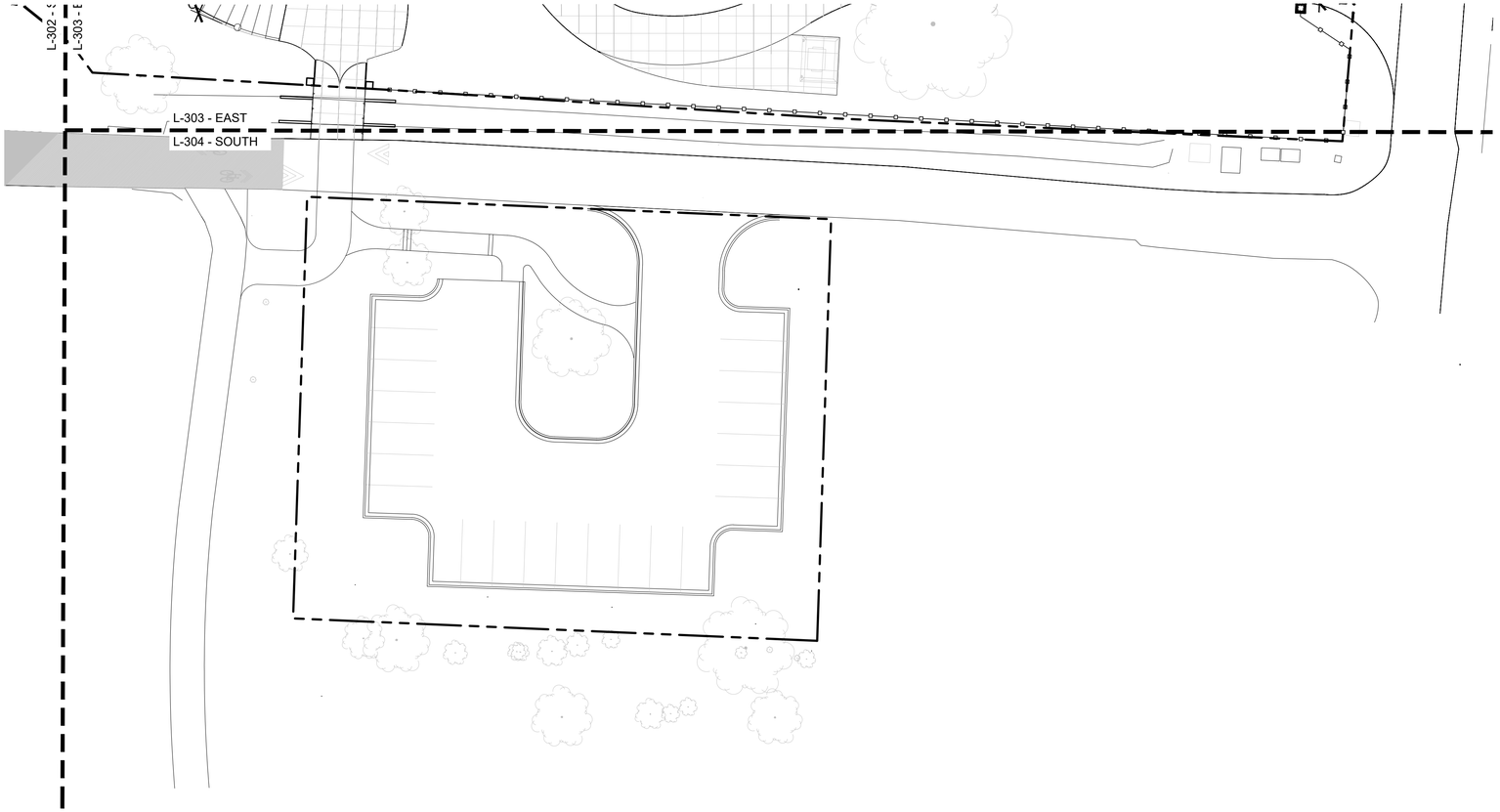

GENERAL LEGEND	
▲	BUILDING ACCESS
———	BUILDING FOOTPRINT
———	PROPERTY LINE
- - -	MATCH LINE
	EXISTING TREE
	CONTRACTION JOINT

*NOTES:

1.ALL DIMENSIONS INDICATED ON THE LAYOUT PLAN ARE FOR FIELD VERIFICATION ONLY. THE LAYOUT AND POSITIONING OF ALL SITE ELEMENTS TO BE GPS COORDINATED BY THE CONTRACTOR USING CAD DRAWINGS PROVIDED BY THE LANDSCAPE ARCHITECT PRIOR TO INSTALLATION.

1 LAYOUT PLAN - SOUTH

1"=20'-0"

0 20' 40'

1" = 20'-0"

N

Dirtworks
561 SEVENTH AVENUE FLOOR 11
NEW YORK, NY 10018
(212) 589 2263

WER
901 WEST THIRD STREET
LITTLE ROCK, AR 72201
(501) 374 5300

CONSULTANTS

CIVIL ENGINEERS
CRAFTON TULL & ASSOCIATES, INC.
901 N. 47TH STREET, SUITE 400
ROGERS, AR 72756
(479) 636 4838

MEP ENGINEERS
INSIGHT ENGINEERING
322 S STATE STREET, STE 201
LITTLE ROCK, AR 72201
(501) 237 3077

STRUCTURAL ENGINEERS
ENFRA TME, LLC
BUILDING 2, 1 ALLIED DRIVE, STE 2600
LITTLE ROCK, AR 72202
(501) 666 6776

FOOD SERVICE CONSULTANT
MCKAY-LANE CONSULTING, LTD
1807 DODSON AVE
FT. SMITH, AR 72901
(479) 629 4572

ACOUSTICAL ENGINEERS
ACENTECH
620 W. GERMANTOWN PIKE, STE. 210
PLYMOUTH MEETING PA 19462
(215) 245 8244

PROJECT TITLE

CENTRAL HOUSE & GARDEN

BENTONVILLE, AR

PROJECT NUMBER: 31483

#	ISSUED FOR	DATE
	FINAL CD's	10/2/2026

KEY PLAN

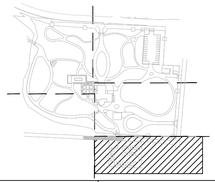

SIGN & SEAL

REGISTERED LANDSCAPE ARCHITECT
ALEX HART
License Number 712062
STATE OF ARKANSAS

DRAWN BY

CHECKED BY

SHEET TITLE

LAYOUT PLAN - SOUTH

SHEET NUMBER

L-305

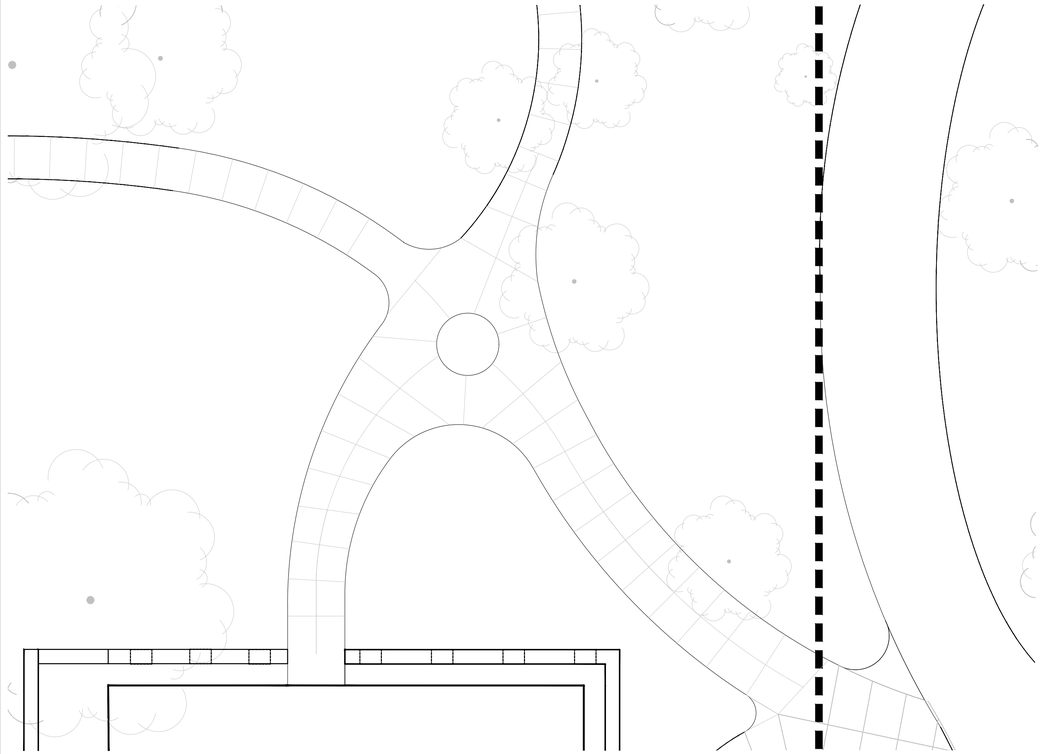

1 CONCRETE JOINTING ENLARGEMENT 01

0 10' 20'
1" = 10'-0"
N

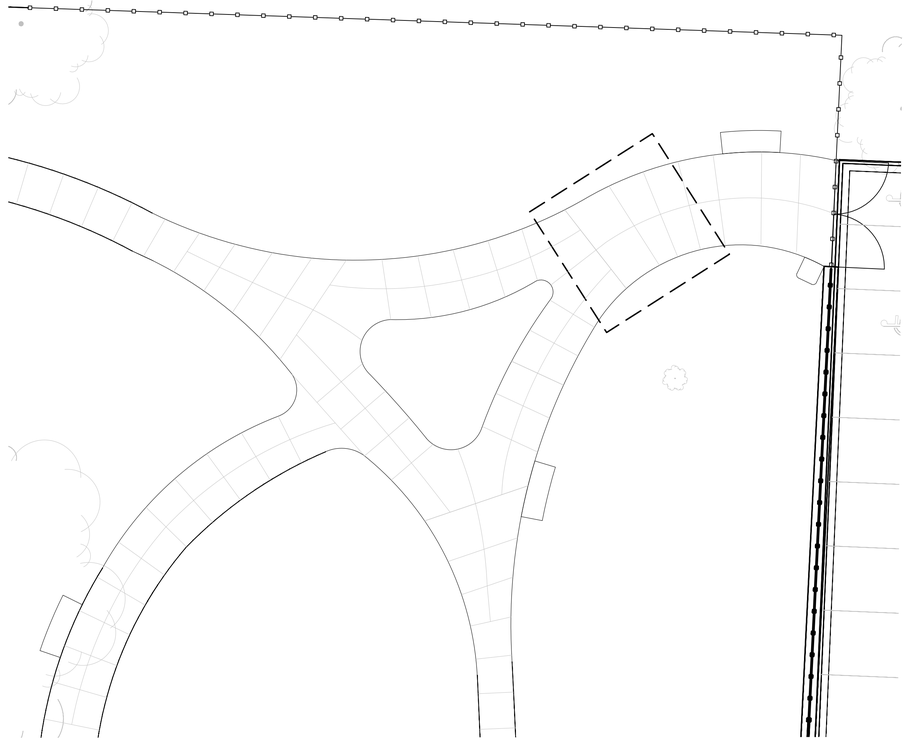

2 CONCRETE JOINTING ENLARGEMENT 02

0 10' 20'
1" = 10'-0"
N

3 CONCRETE JOINTING ENLARGEMENT 03

0 10' 20'
1" = 10'-0"
N

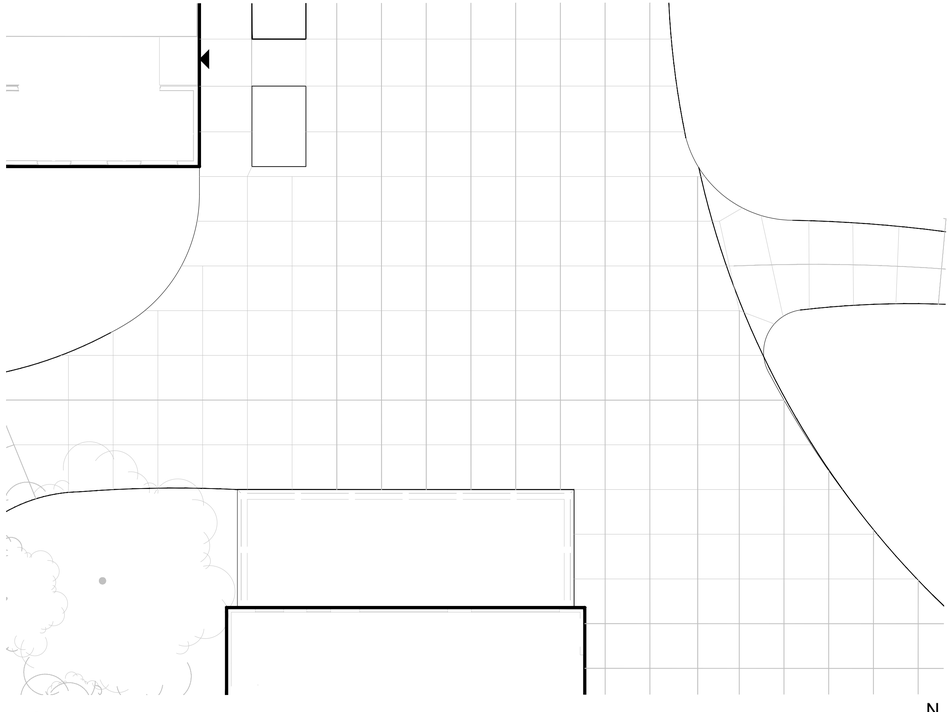

4 CONCRETE JOINTING ENLARGEMENT 04

0 8' 16'
1/8" = 1'-0"
N

Dirtworks
561 SEVENTH AVENUE FLOOR 11
NEW YORK, NY 10018
(212) 589 2263

WER
901 WEST THIRD STREET
LITTLE ROCK, AR 72201
(501) 374 5300

CONSULTANTS

CIVIL ENGINEERS
CRAFTON TULL & ASSOCIATES, INC.
901 N. 47TH STREET, SUITE 400
ROGERS, AR 72756
(479) 636 4838

MEP ENGINEERS
INSIGHT ENGINEERING
322 S STATE STREET, STE 201
LITTLE ROCK, AR 72201
(501) 237 3077

STRUCTURAL ENGINEERS
ENFRA TME, LLC
BUILDING 2, 1 ALLIED DRIVE, STE 2600
LITTLE ROCK, AR 72202
(501) 666 6776

FOOD SERVICE CONSULTANT
MCKAY-LANE CONSULTING, LTD
1807 DODSON AVE
FT. SMITH, AR 72901
(479) 629 4572

ACOUSTICAL ENGINEERS
ACENTECH
620 W. GERMANTOWN PIKE, STE. 210
PLYMOUTH MEETING PA 19462
(215) 245 8244

PROJECT TITLE

CENTRAL HOUSE & GARDEN

BENTONVILLE, AR

PROJECT NUMBER: 31483

#	ISSUED FOR	DATE
	FINAL CD's	10/2/2026

KEY PLAN

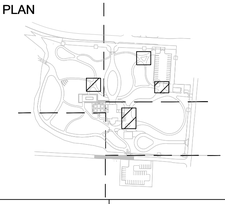

SIGN & SEAL

REGISTERED LANDSCAPE ARCHITECT
ALEX HART
License Number 712062
STATE OF ARKANSAS

DRAWN BY

CHECKED BY

SHEET TITLE

LAYOUT PLAN - JOINTING ENLARGEMENT

SHEET NUMBER

L-306

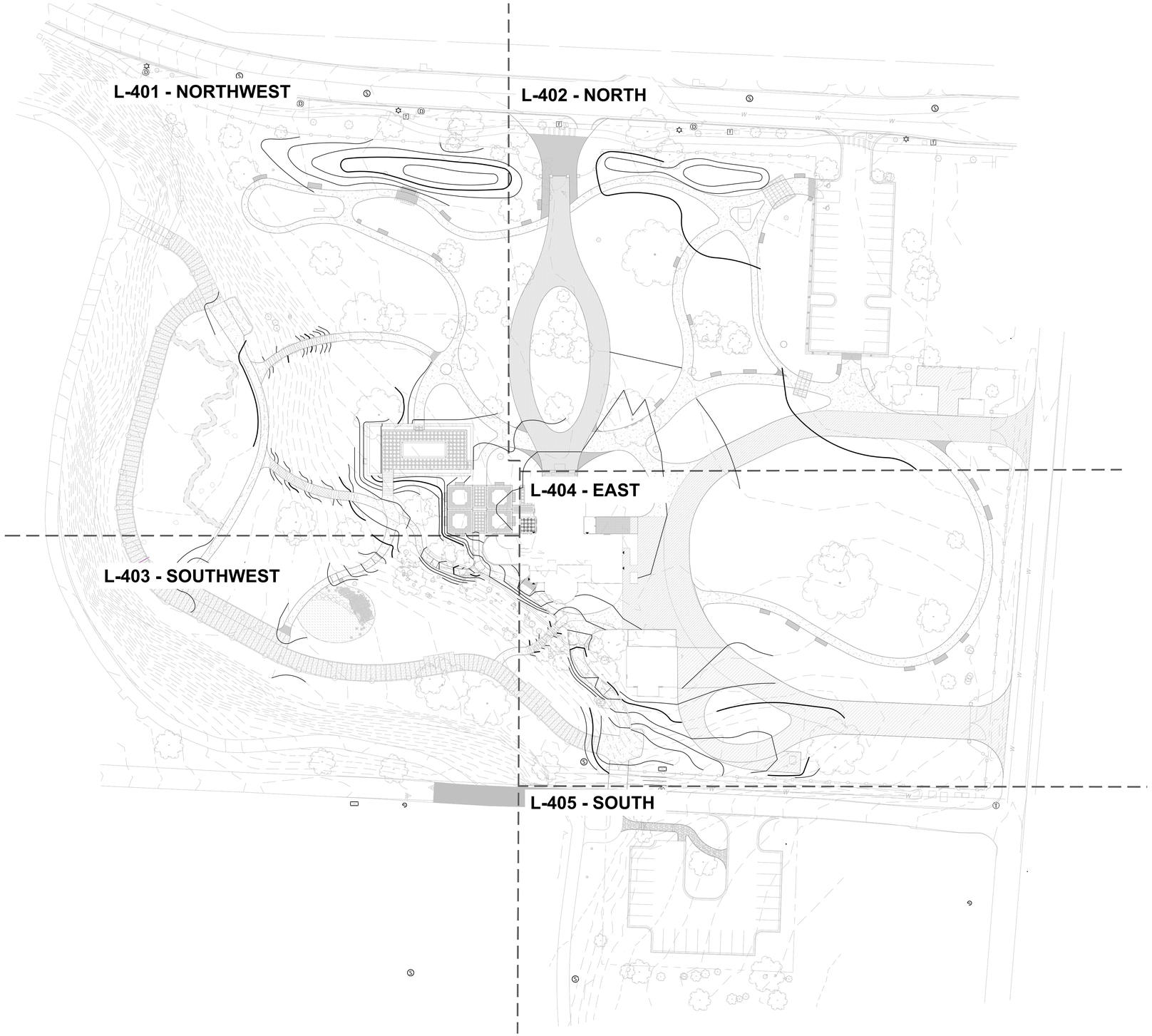

GENERAL LEGEND	
	BUILDING ACCESS
	BUILDING FOOTPRINT
	PROPERTY LINE
	MATCH LINE
	EXISTING TREE

GRADING LEGEND

XXXX	PROPOSED CONTOUR
[XXXX]	EXISTING CONTOUR
+ XX.XX	PROPOSED SPOT ELEVATION
+ [XX.XX]	EXISTING SPOT ELEVATION
BS	BOTTOM OF STAIR
TS	TOP OF STAIR
BW	BOTTOM OF WALL
TW	TOP OF WALL
BB	BOTTOM OF BOARDWALK
TB	TOP OF BOARDWALK

1 GRADING PLAN - SITE
1"=40'-0"

0 40' 80'
1" = 40'-0"

N

Dirtworks
561 SEVENTH AVENUE FLOOR 11
NEW YORK, NY 10018
(212) 589 2263

WER
901 WEST THIRD STREET
LITTLE ROCK, AR 72201
(501) 374 5300

CONSULTANTS

CIVIL ENGINEERS
CRAFTON TULL & ASSOCIATES, INC.
901 N. 47TH STREET, SUITE 400
ROGERS, AR 72756
(479) 636 4838

MEP ENGINEERS
INSIGHT ENGINEERING
322 S STATE STREET, STE 201
LITTLE ROCK, AR 72201
(501) 237 3077

STRUCTURAL ENGINEERS
ENFRA TME, LLC
BUILDING 2, 1 ALLIED DRIVE, STE 2600
LITTLE ROCK, AR 72202
(501) 666 6776

FOOD SERVICE CONSULTANT
MCKAY-LANE CONSULTING, LTD
1807 DODSON AVE
FT. SMITH, AR 72901
(479) 629 4572

ACOUSTICAL ENGINEERS
ACENTECH
620 W. GERMANTOWN PIKE, STE. 210
PLYMOUTH MEETING PA 19462
(215) 245 8244

PROJECT TITLE

CENTRAL HOUSE & GARDEN

BENTONVILLE, AR

PROJECT NUMBER: 31483

#	ISSUED FOR	DATE
	FINAL CD's	10/2/2026

KEY PLAN

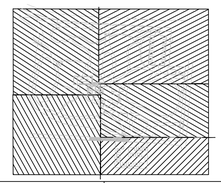

SIGN & SEAL

REGISTERED LANDSCAPE ARCHITECT
ALEX HART
License Number 712062
STATE OF ARKANSAS

DRAWN BY

CHECKED BY

SHEET TITLE

GRADING PLAN - SITE

SHEET NUMBER

L-400

1 GRADING PLAN - NORTHWEST

1"=20'-0"

GENERAL LEGEND	
▲	BUILDING ACCESS
———	BUILDING FOOTPRINT
— - —	PROPERTY LINE
- - -	MATCH LINE
	EXISTING TREE

GRADING LEGEND

XXXX	PROPOSED CONTOUR
[XXXX]	EXISTING CONTOUR
+ XX.XX	PROPOSED SPOT ELEVATION
+ [XX.XX]	EXISTING SPOT ELEVATION
BS	BOTTOM OF STAIR
TS	TOP OF STAIR
BW	BOTTOM OF WALL
TW	TOP OF WALL
BB	BOTTOM OF BOARDWALK
TB	TOP OF BOARDWALK

Dirtworks
561 SEVENTH AVENUE FLOOR 11
NEW YORK, NY 10018
(212) 589 2263

WER
901 WEST THIRD STREET
LITTLE ROCK, AR 72201
(501) 374 5300

CONSULTANTS

CIVIL ENGINEERS
CRAFTON TULL & ASSOCIATES, INC.
901 N. 47TH STREET, SUITE 400
ROGERS, AR 72756
(479) 636 4838

MEP ENGINEERS
INSIGHT ENGINEERING
322 S STATE STREET, STE 201
LITTLE ROCK, AR 72201
(501) 237 3077

STRUCTURAL ENGINEERS
ENFRA TME, LLC
BUILDING 2, 1 ALLIED DRIVE, STE 2600
LITTLE ROCK, AR 72202
(501) 666 6776

FOOD SERVICE CONSULTANT
MCKAY-LANE CONSULTING, LTD
1807 DODSON AVE
FT. SMITH, AR 72901
(479) 629 4572

ACOUSTICAL ENGINEERS
ACENTECH
620 W. GERMANTOWN PIKE, STE. 210
PLYMOUTH MEETING PA 19462
(215) 245 8244

PROJECT TITLE

CENTRAL HOUSE & GARDEN

BENTONVILLE, AR

PROJECT NUMBER: 31483

#	ISSUED FOR	DATE
	FINAL CD's	10/2/2026

KEY PLAN

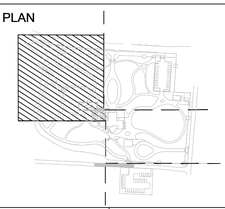

SIGN & SEAL

REGISTERED LANDSCAPE ARCHITECT
ALEX HART
License Number 712062
STATE OF ARKANSAS

DRAWN BY

CHECKED BY

SHEET TITLE

GRADING PLAN - NORTHWEST

SHEET NUMBER

L-401

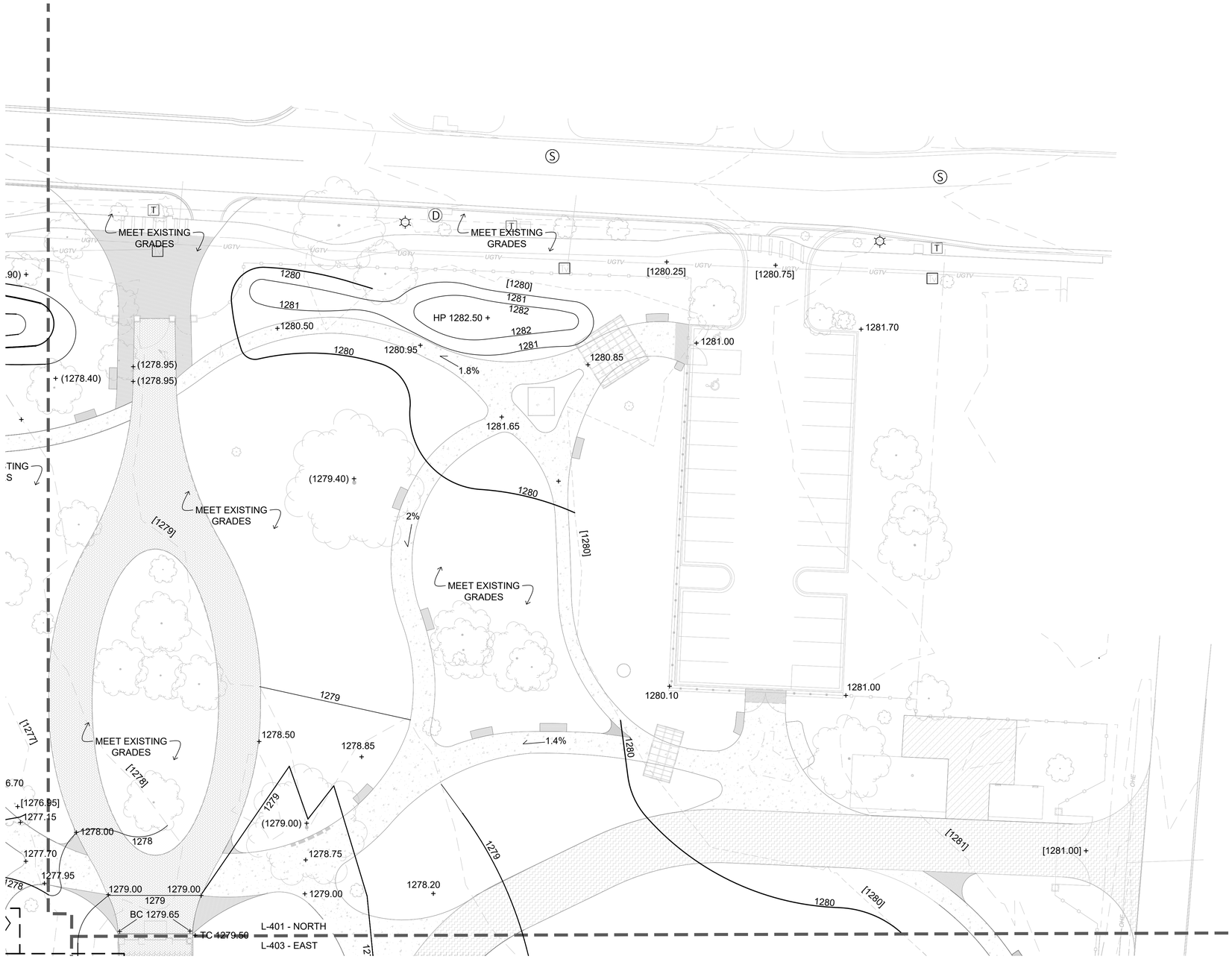

1 GRADING PLAN - NORTH

1"=20'-0"

GENERAL LEGEND

▲	BUILDING ACCESS
———	BUILDING FOOTPRINT
— — —	PROPERTY LINE
▬ ▬ ▬	MATCH LINE
	EXISTING TREE

GRADING LEGEND

XXXX	PROPOSED CONTOUR
[XXXX]	EXISTING CONTOUR
+ XX.XX	PROPOSED SPOT ELEVATION
+ [XX.XX]	EXISTING SPOT ELEVATION
BS	BOTTOM OF STAIR
TS	TOP OF STAIR
BW	BOTTOM OF WALL
TW	TOP OF WALL
BB	BOTTOM OF BOARDWALK
TB	TOP OF BOARDWALK

Dirtworks
561 SEVENTH AVENUE FLOOR 11
NEW YORK, NY 10018
(212) 589 2263

WER
901 WEST THIRD STREET
LITTLE ROCK, AR 72201
(501) 374 5300

CONSULTANTS

CIVIL ENGINEERS
CRAFTON TULL & ASSOCIATES, INC.
901 N. 47TH STREET, SUITE 400
ROGERS, AR 72756
(479) 636 4838

MEP ENGINEERS
INSIGHT ENGINEERING
322 S STATE STREET, STE 201
LITTLE ROCK, AR 72201
(501) 237 3077

STRUCTURAL ENGINEERS
ENFRA TME, LLC
BUILDING 2, 1 ALLIED DRIVE, STE 2600
LITTLE ROCK, AR 72202
(501) 666 6776

FOOD SERVICE CONSULTANT
MCKAY-LANE CONSULTING, LTD
1807 DODSON AVE
FT. SMITH, AR 72901
(479) 629 4572

ACOUSTICAL ENGINEERS
ACENTECH
620 W. GERMANTOWN PIKE, STE. 210
PLYMOUTH MEETING PA 19462
(215) 245 8244

PROJECT TITLE

CENTRAL HOUSE & GARDEN

BENTONVILLE, AR

PROJECT NUMBER: 31483

#	ISSUED FOR	DATE
	FINAL CD's	10/2/2026

KEY PLAN

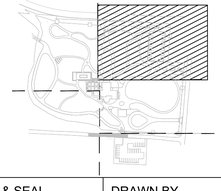

SIGN & SEAL

REGISTERED LANDSCAPE ARCHITECT
ALEX HART
License Number 712062
STATE OF ARKANSAS

DRAWN BY

CHECKED BY

SHEET TITLE

GRADING PLAN - NORTH

SHEET NUMBER

L-402

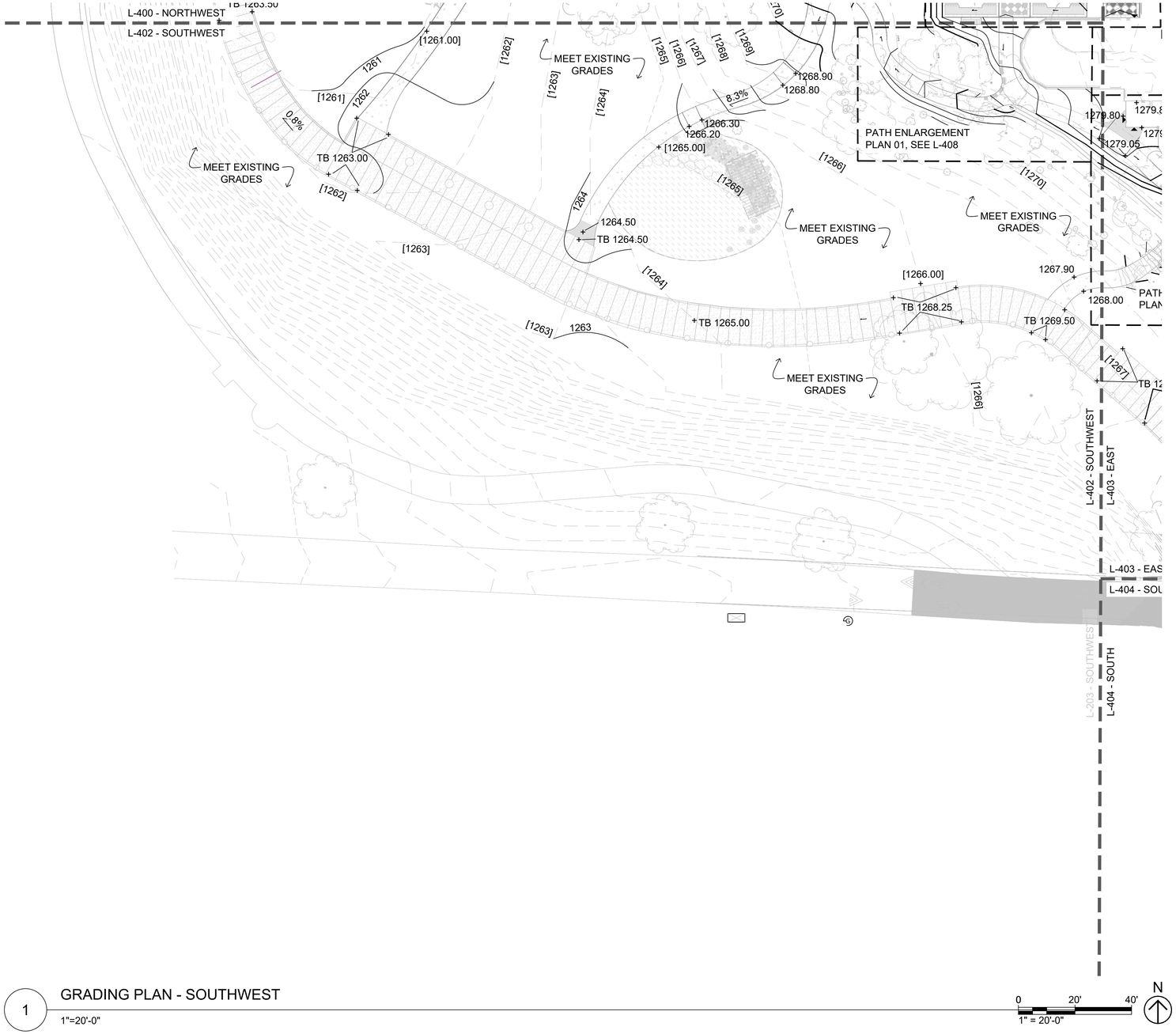

1 GRADING PLAN - SOUTHWEST

1"=20'-0"

0 20' 40'

1" = 20'-0"

N

GENERAL LEGEND	
▲	BUILDING ACCESS
———	BUILDING FOOTPRINT
— — —	PROPERTY LINE
▬ ▬ ▬	MATCH LINE
	EXISTING TREE

GRADING LEGEND

XXXX	PROPOSED CONTOUR
[XXXX]	EXISTING CONTOUR
+ XX.XX	PROPOSED SPOT ELEVATION
+ [XX.XX]	EXISTING SPOT ELEVATION
BS	BOTTOM OF STAIR
TS	TOP OF STAIR
BW	BOTTOM OF WALL
TW	TOP OF WALL
BB	BOTTOM OF BOARDWALK
TB	TOP OF BOARDWALK

Dirtworks
561 SEVENTH AVENUE FLOOR 11
NEW YORK, NY 10018
(212) 589 2263

WER
901 WEST THIRD STREET
LITTLE ROCK, AR 72201
(501) 374 5300

CONSULTANTS

CIVIL ENGINEERS
CRAFTON TULL & ASSOCIATES, INC.
901 N. 47TH STREET, SUITE 400
ROGERS, AR 72756
(479) 636 4838

MEP ENGINEERS
INSIGHT ENGINEERING
322 S STATE STREET, STE 201
LITTLE ROCK, AR 72201
(501) 237 3077

STRUCTURAL ENGINEERS
ENFRA TME, LLC
BUILDING 2, 1 ALLIED DRIVE, STE 2600
LITTLE ROCK, AR 72202
(501) 666 6776

FOOD SERVICE CONSULTANT
MCKAY-LANE CONSULTING, LTD
1807 DODSON AVE
FT. SMITH, AR 72901
(479) 629 4572

ACOUSTICAL ENGINEERS
ACENTECH
620 W. GERMANTOWN PIKE, STE. 210
PLYMOUTH MEETING PA 19462
(215) 245 8244

PROJECT TITLE

CENTRAL HOUSE & GARDEN

BENTONVILLE, AR

PROJECT NUMBER: 31483

#	ISSUED FOR	DATE
	FINAL CD's	10/2/2026

KEY PLAN

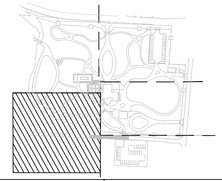

SIGN & SEAL

REGISTERED LANDSCAPE ARCHITECT
ALEX HART
License Number 712062
STATE OF ARKANSAS

DRAWN BY

CHECKED BY

SHEET TITLE

GRADING PLAN - SOUTHWEST

SHEET NUMBER

L-403

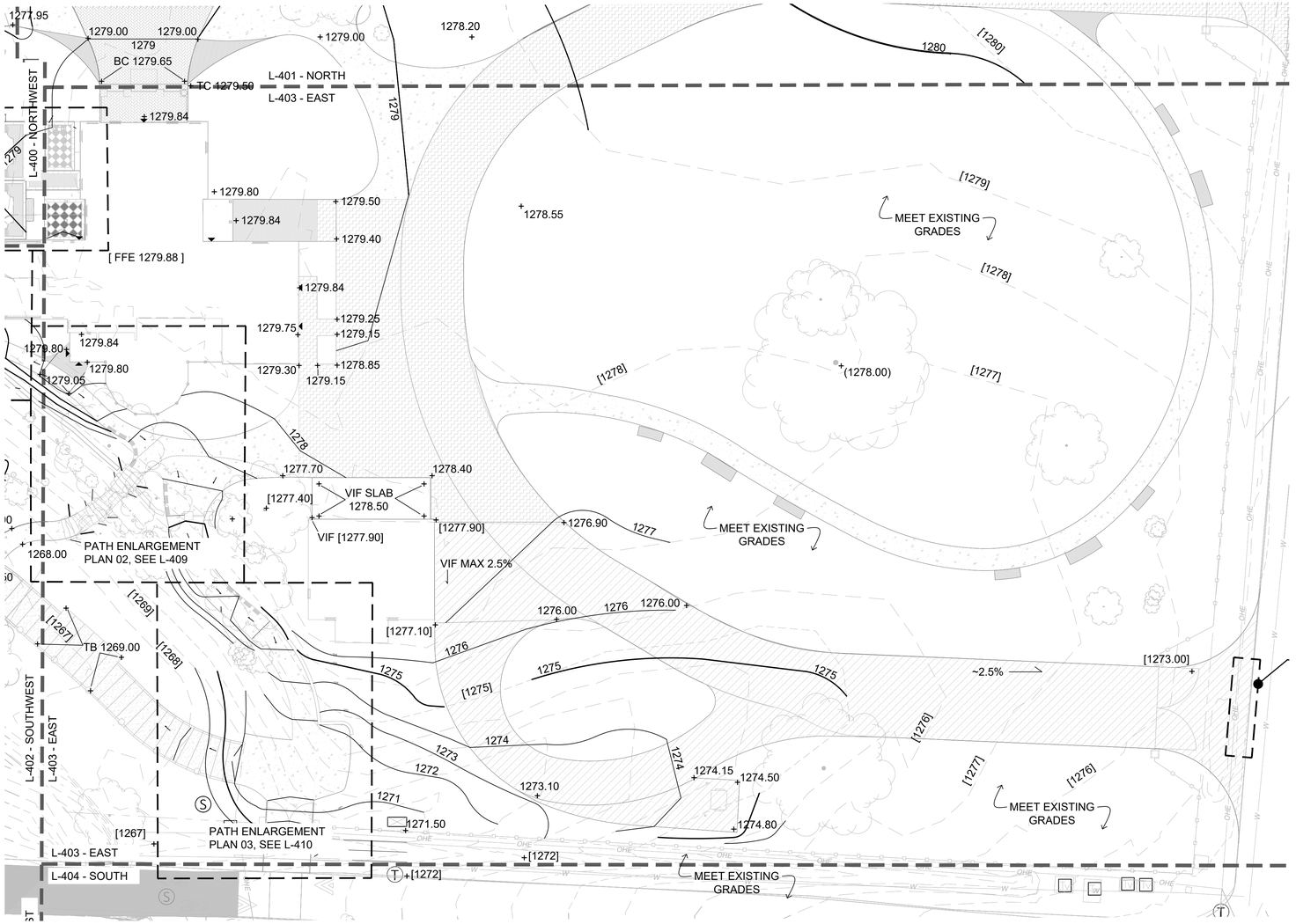

1 GRADING PLAN - EAST

1"=20'-0"

0 20' 40'

1" = 20'-0"

N

GENERAL LEGEND	
▲	BUILDING ACCESS
———	BUILDING FOOTPRINT
— — —	PROPERTY LINE
- - - -	MATCH LINE
	EXISTING TREE

GRADING LEGEND

XXXX	PROPOSED CONTOUR
[XXXX]	EXISTING CONTOUR
+ XX.XX	PROPOSED SPOT ELEVATION
+ [XX.XX]	EXISTING SPOT ELEVATION
BS	BOTTOM OF STAIR
TS	TOP OF STAIR
BW	BOTTOM OF WALL
TW	TOP OF WALL
BB	BOTTOM OF BOARDWALK
TB	TOP OF BOARDWALK

Dirtworks
561 SEVENTH AVENUE FLOOR 11
NEW YORK, NY 10018
(212) 589 2263

WER
901 WEST THIRD STREET
LITTLE ROCK, AR 72201
(501) 374 5300

CONSULTANTS

CIVIL ENGINEERS
CRAFTON TULL & ASSOCIATES, INC.
901 N. 47TH STREET, SUITE 400
ROGERS, AR 72756
(479) 636 4838

MEP ENGINEERS
INSIGHT ENGINEERING
322 S STATE STREET, STE 201
LITTLE ROCK, AR 72201
(501) 237 3077

STRUCTURAL ENGINEERS
ENFRA TME, LLC
BUILDING 2, 1 ALLIED DRIVE, STE 2600
LITTLE ROCK, AR 72202
(501) 666 6776

FOOD SERVICE CONSULTANT
MCKAY-LANE CONSULTING, LTD
1807 DODSON AVE
FT. SMITH, AR 72901
(479) 629 4572

ACOUSTICAL ENGINEERS
ACENTECH
620 W. GERMANTOWN PIKE, STE. 210
PLYMOUTH MEETING PA 19462
(215) 245 8244

PROJECT TITLE

CENTRAL HOUSE & GARDEN

BENTONVILLE, AR

PROJECT NUMBER: 31483

#	ISSUED FOR	DATE
	FINAL CD's	10/2/2026

KEY PLAN

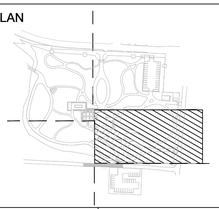

SIGN & SEAL

REGISTERED LANDSCAPE ARCHITECT
ALEX HART
License Number 712062
STATE OF ARKANSAS

DRAWN BY

CHECKED BY

SHEET TITLE

GRADING PLAN - EAST

SHEET NUMBER

L-404

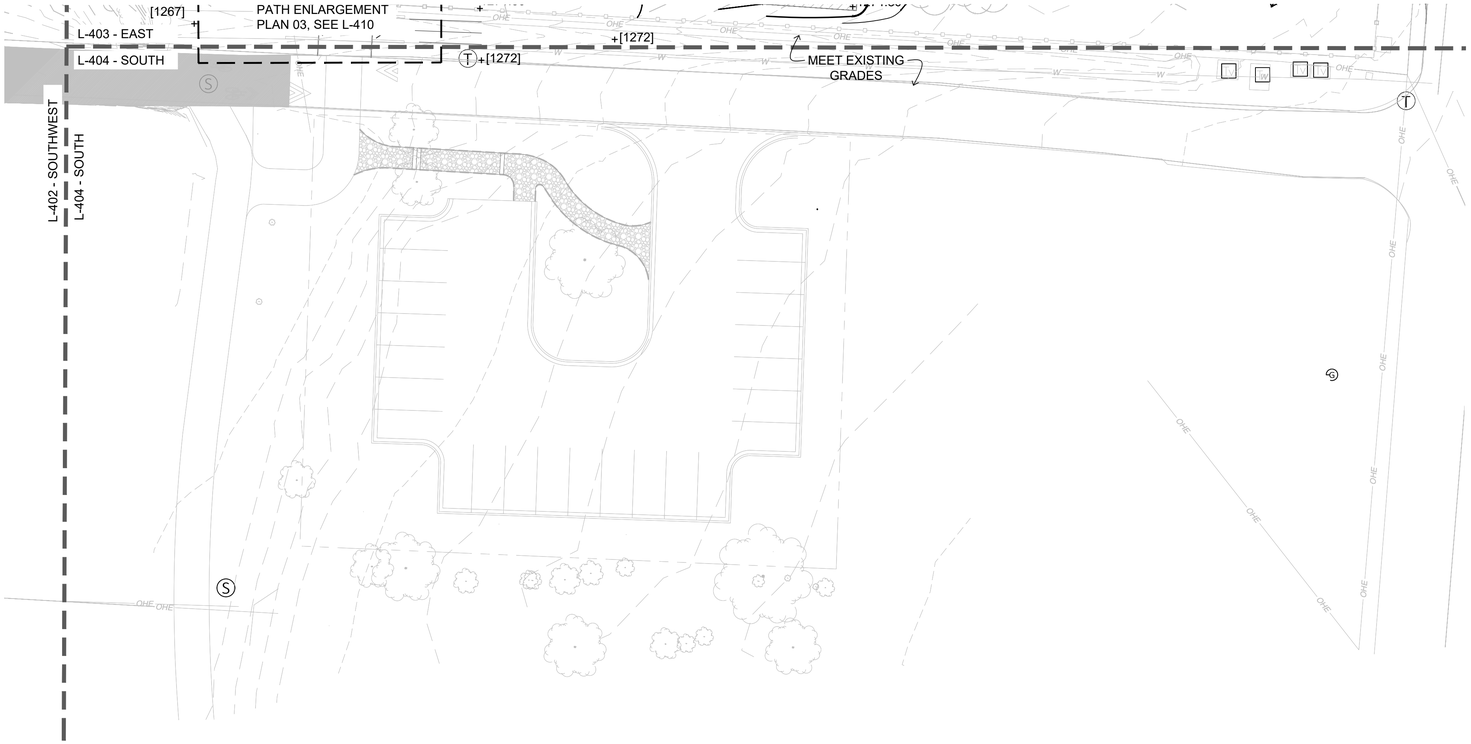

GENERAL LEGEND	
▲	BUILDING ACCESS
———	BUILDING FOOTPRINT
— — —	PROPERTY LINE
▬ ▬ ▬	MATCH LINE
	EXISTING TREE

GRADING LEGEND

XXXX	PROPOSED CONTOUR
[XXXX]	EXISTING CONTOUR
+ XX.XX	PROPOSED SPOT ELEVATION
+ [XX.XX]	EXISTING SPOT ELEVATION
BS	BOTTOM OF STAIR
TS	TOP OF STAIR
BW	BOTTOM OF WALL
TW	TOP OF WALL
BB	BOTTOM OF BOARDWALK
TB	TOP OF BOARDWALK

1 GRADING PLAN - SOUTH
1"=20'-0"

0 20' 40'
1" = 20'-0"
N

Dirtworks
561 SEVENTH AVENUE FLOOR 11
NEW YORK, NY 10018
(212) 589 2263

WER
901 WEST THIRD STREET
LITTLE ROCK, AR 72201
(501) 374 5300

CONSULTANTS

CIVIL ENGINEERS
CRAFTON TULL & ASSOCIATES, INC.
901 N. 47TH STREET, SUITE 400
ROGERS, AR 72756
(479) 636 4838

MEP ENGINEERS
INSIGHT ENGINEERING
322 S STATE STREET, STE 201
LITTLE ROCK, AR 72201
(501) 237 3077

STRUCTURAL ENGINEERS
ENFRA TME, LLC
BUILDING 2, 1 ALLIED DRIVE, STE 2600
LITTLE ROCK, AR 72202
(501) 666 6776

FOOD SERVICE CONSULTANT
MCKAY-LANE CONSULTING, LTD
1807 DODSON AVE
FT. SMITH, AR 72901
(479) 629 4572

ACOUSTICAL ENGINEERS
ACENTECH
620 W. GERMANTOWN PIKE, STE. 210
PLYMOUTH MEETING PA 19462
(215) 245 8244

PROJECT TITLE

CENTRAL HOUSE & GARDEN

BENTONVILLE, AR

PROJECT NUMBER: 31483

#	ISSUED FOR	DATE
	FINAL CD's	10/2/2026

KEY PLAN

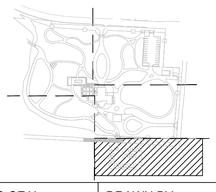

SIGN & SEAL

REGISTERED LANDSCAPE ARCHITECT
ALEX HART
License Number 712062
STATE OF ARKANSAS

DRAWN BY

CHECKED BY

SHEET TITLE

GRADING PLAN - SOUTH

SHEET NUMBER

L-405

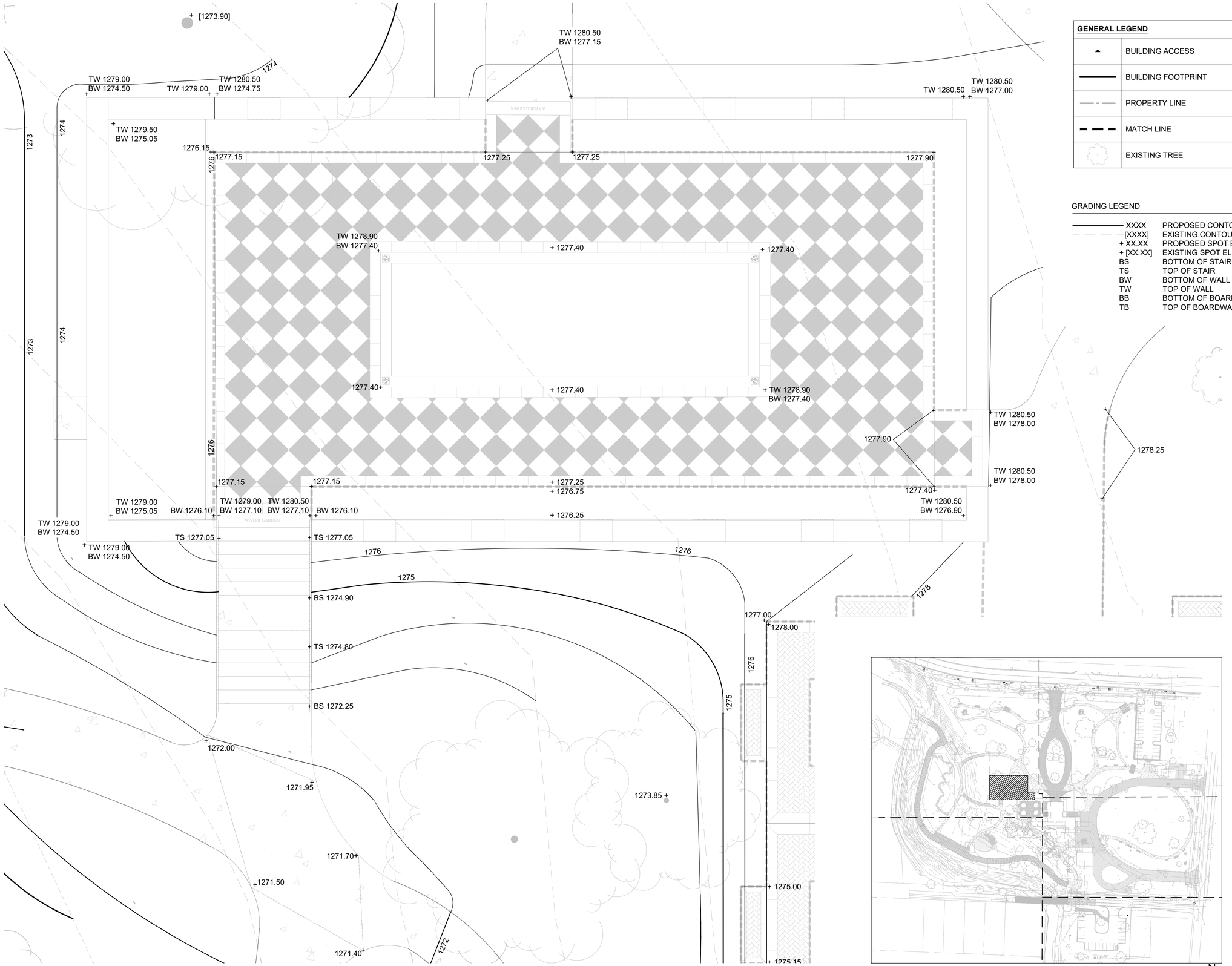

1 GRADING PLAN - GARDEN ENLARGEMENT 01

1/4" = 1'-0"

0 1' 4' 8'

1/4" = 1'-0"

N

GENERAL LEGEND	
▲	BUILDING ACCESS
———	BUILDING FOOTPRINT
—·—·—	PROPERTY LINE
— — —	MATCH LINE
	EXISTING TREE

GRADING LEGEND

XXXX	PROPOSED CONTOUR
[XXXX]	EXISTING CONTOUR
+ XX.XX	PROPOSED SPOT ELEVATION
+ [XX.XX]	EXISTING SPOT ELEVATION
BS	BOTTOM OF STAIR
TS	TOP OF STAIR
BW	BOTTOM OF WALL
TW	TOP OF WALL
BB	BOTTOM OF BOARDWALK
TB	TOP OF BOARDWALK

Dirtworks
561 SEVENTH AVENUE FLOOR 11
NEW YORK, NY 10018
(212) 589 2263

WER
901 WEST THIRD STREET
LITTLE ROCK, AR 72201
(501) 374 5300

CONSULTANTS

CIVIL ENGINEERS
CRAFTON TULL & ASSOCIATES, INC.
901 N. 47TH STREET, SUITE 400
ROGERS, AR 72756
(479) 636 4838

MEP ENGINEERS
INSIGHT ENGINEERING
322 S STATE STREET, STE 201
LITTLE ROCK, AR 72201
(501) 237 3077

STRUCTURAL ENGINEERS
ENFRA TME, LLC
BUILDING 2, 1 ALLIED DRIVE, STE 2600
LITTLE ROCK, AR 72202
(501) 666 6776

FOOD SERVICE CONSULTANT
MCKAY-LANE CONSULTING, LTD
1807 DODSON AVE
FT. SMITH, AR 72901
(479) 629 4572

ACOUSTICAL ENGINEERS
ACENTECH
620 W. GERMANTOWN PIKE, STE. 210
PLYMOUTH MEETING PA 19462
(215) 245 8244

PROJECT TITLE

CENTRAL HOUSE & GARDEN

BENTONVILLE, AR

PROJECT NUMBER: 31483

#	ISSUED FOR	DATE
	FINAL CD's	10/2/2026

KEY PLAN

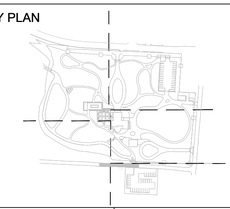

SIGN & SEAL

REGISTERED LANDSCAPE ARCHITECT
ALEX HART
License Number 712062
STATE OF ARKANSAS

DRAWN BY

CHECKED BY

SHEET TITLE

GRADING PLAN - GARDEN ENLARGEMENT 1

SHEET NUMBER

L-406

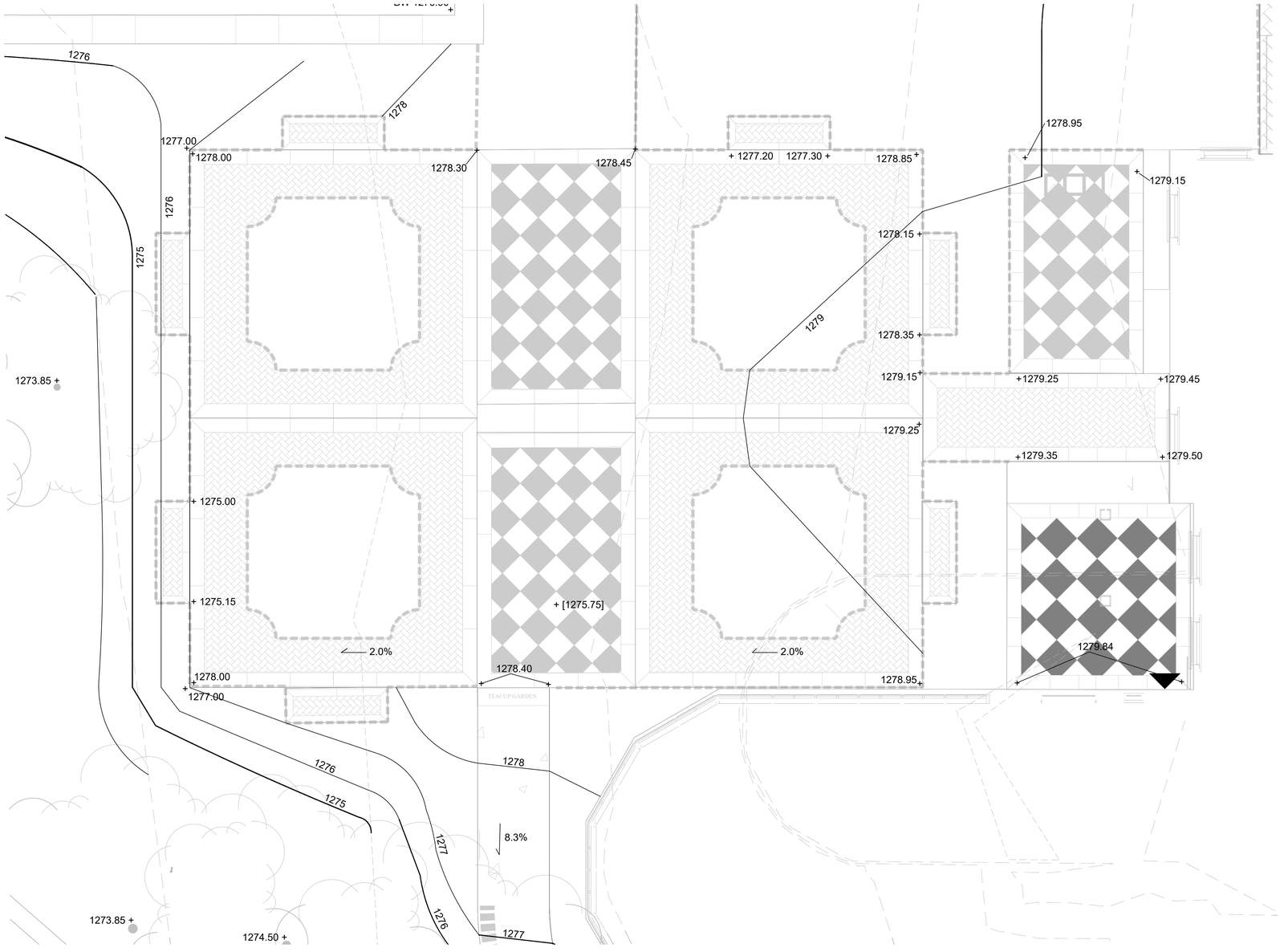

1 GRADING PLAN - GARDEN ENLARGEMENT 02

1"=20'-0"

0 1' 4' 8'

1/4" = 1'-0"

N

GENERAL LEGEND	
▲	BUILDING ACCESS
———	BUILDING FOOTPRINT
—·—·—	PROPERTY LINE
— — —	MATCH LINE
	EXISTING TREE

GRADING LEGEND

XXXX	PROPOSED CONTOUR
[XXXX]	EXISTING CONTOUR
+ XX.XX	PROPOSED SPOT ELEVATION
+ [XX.XX]	EXISTING SPOT ELEVATION
BS	BOTTOM OF STAIR
TS	TOP OF STAIR
BW	BOTTOM OF WALL
TW	TOP OF WALL
BB	BOTTOM OF BOARDWALK
TB	TOP OF BOARDWALK

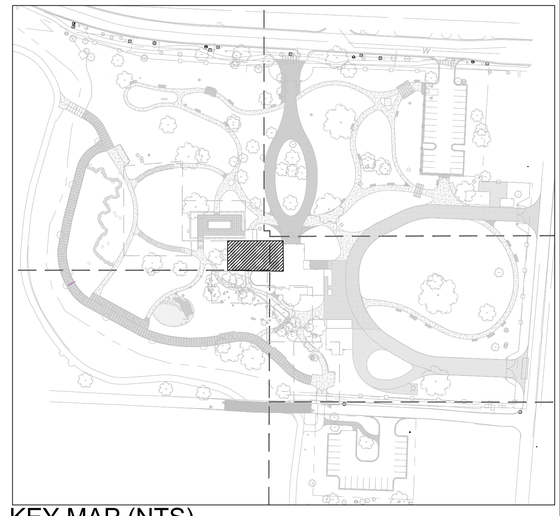

KEY MAP (NTS)

Dirtworks
561 SEVENTH AVENUE FLOOR 11
NEW YORK, NY 10018
(212) 589 2263

WER
901 WEST THIRD STREET
LITTLE ROCK, AR 72201
(501) 374 5300

CONSULTANTS

CIVIL ENGINEERS
CRAFTON TULL & ASSOCIATES, INC.
901 N. 47TH STREET, SUITE 400
ROGERS, AR 72756
(479) 636 4838

MEP ENGINEERS
INSIGHT ENGINEERING
322 S STATE STREET, STE 201
LITTLE ROCK, AR 72201
(501) 237 3077

STRUCTURAL ENGINEERS
ENFRA TME, LLC
BUILDING 2, 1 ALLIED DRIVE, STE 2600
LITTLE ROCK, AR 72202
(501) 666 6776

FOOD SERVICE CONSULTANT
MCKAY-LANE CONSULTING, LTD
1807 DODSON AVE
FT. SMITH, AR 72901
(479) 629 4572

ACOUSTICAL ENGINEERS
ACENTECH
620 W. GERMANTOWN PIKE, STE. 210
PLYMOUTH MEETING PA 19462
(215) 245 8244

PROJECT TITLE

CENTRAL HOUSE & GARDEN

BENTONVILLE, AR

PROJECT NUMBER: 31483

#	ISSUED FOR	DATE
	FINAL CD's	10/2/2026

KEY PLAN

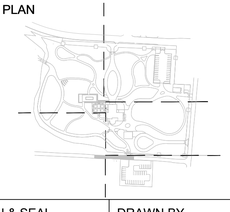

SIGN & SEAL

REGISTERED LANDSCAPE ARCHITECT
ALEX HART
License Number 712062
STATE OF ARKANSAS

DRAWN BY

CHECKED BY

SHEET TITLE

GRADING PLAN - GARDEN ENLARGEMENT 2

SHEET NUMBER

L-407

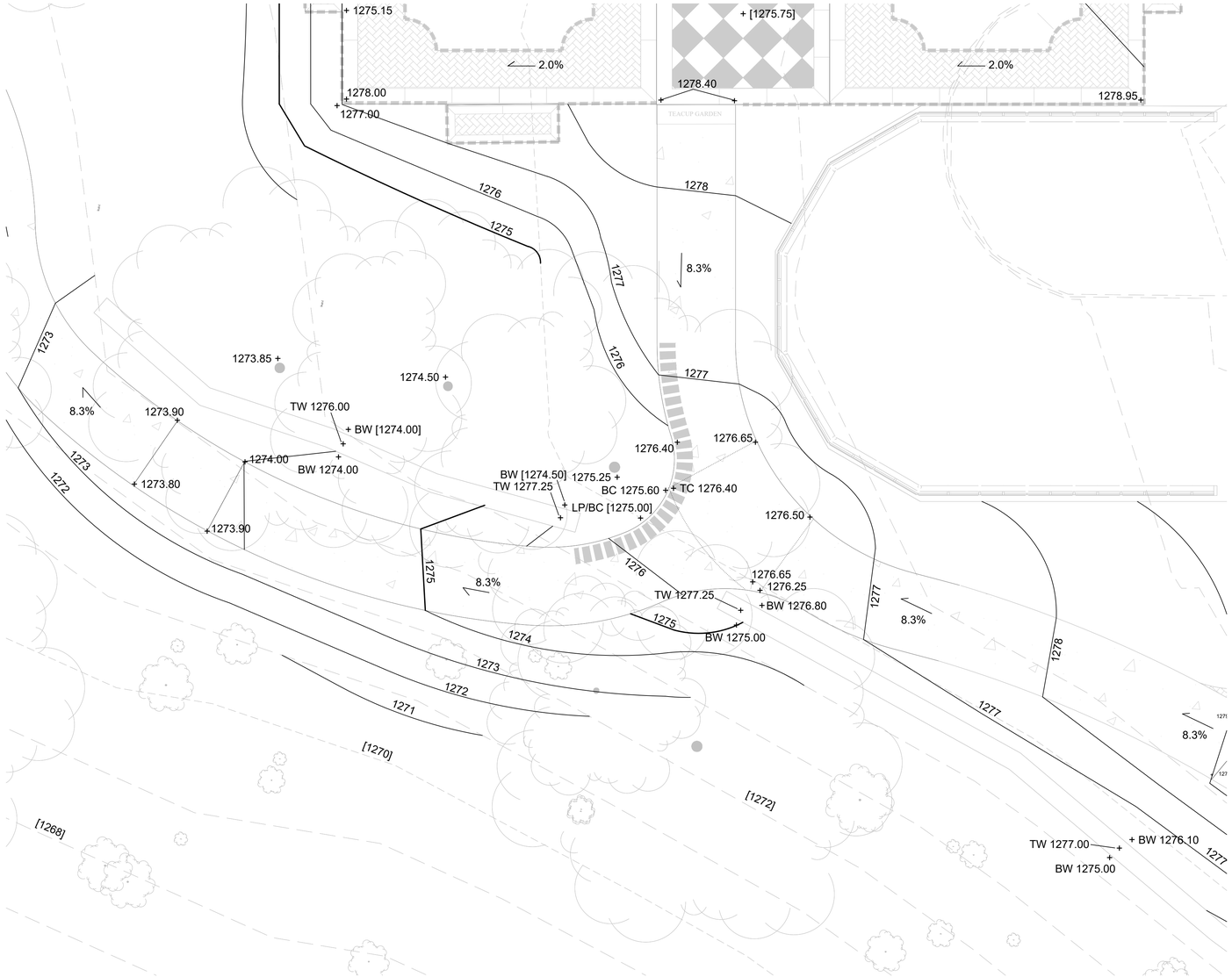

1 GRADING PLAN - PATH ENLARGEMENT 01

1/4" = 1'-0"

0 1' 4' 8'

1/4" = 1'-0"

N

GENERAL LEGEND	
▲	BUILDING ACCESS
———	BUILDING FOOTPRINT
— — —	PROPERTY LINE
— ▬ — ▬	MATCH LINE
	EXISTING TREE

GRADING LEGEND

XXXX	PROPOSED CONTOUR
[XXXX]	EXISTING CONTOUR
+ XX.XX	PROPOSED SPOT ELEVATION
+ [XX.XX]	EXISTING SPOT ELEVATION
BS	BOTTOM OF STAIR
TS	TOP OF STAIR
BW	BOTTOM OF WALL
TW	TOP OF WALL
BB	BOTTOM OF BOARDWALK
TB	TOP OF BOARDWALK

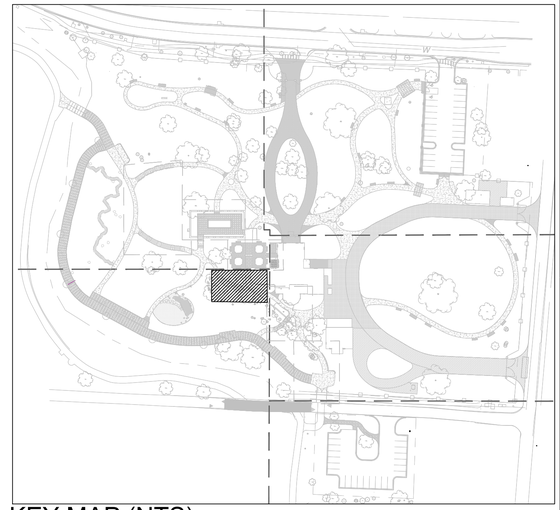

KEY MAP (NTS)

Dirtworks
561 SEVENTH AVENUE FLOOR 11
NEW YORK, NY 10018
(212) 589 2263

WER
901 WEST THIRD STREET
LITTLE ROCK, AR 72201
(501) 374 5300

CONSULTANTS

CIVIL ENGINEERS
CRAFTON TULL & ASSOCIATES, INC.
901 N. 47TH STREET, SUITE 400
ROGERS, AR 72756
(479) 636 4838

MEP ENGINEERS
INSIGHT ENGINEERING
322 S STATE STREET, STE 201
LITTLE ROCK, AR 72201
(501) 237 3077

STRUCTURAL ENGINEERS
ENFRA TME, LLC
BUILDING 2, 1 ALLIED DRIVE, STE 2600
LITTLE ROCK, AR 72202
(501) 666 6776

FOOD SERVICE CONSULTANT
MCKAY-LANE CONSULTING, LTD
1807 DODSON AVE
FT. SMITH, AR 72901
(479) 629 4572

ACOUSTICAL ENGINEERS
ACENTECH
620 W. GERMANTOWN PIKE, STE. 210
PLYMOUTH MEETING PA 19462
(215) 245 8244

PROJECT TITLE

CENTRAL HOUSE & GARDEN

BENTONVILLE, AR

PROJECT NUMBER: 31483

#	ISSUED FOR	DATE
	FINAL CD's	10/2/2026

KEY PLAN

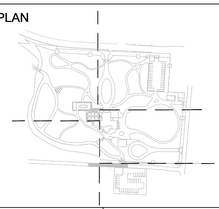

SIGN & SEAL

REGISTERED LANDSCAPE ARCHITECT
ALEX HART
License Number 712062
STATE OF ARKANSAS

DRAWN BY

CHECKED BY

SHEET TITLE

GRADING PLAN - PATH ENLARGEMENT 01

SHEET NUMBER

L-408

1 GRADING PLAN - PATH ENLARGEMENT 02

1/4" = 1'-0"

0 1' 4' 8'

1/4" = 1'-0"

N

GENERAL LEGEND	
▲	BUILDING ACCESS
———	BUILDING FOOTPRINT
—— ——	PROPERTY LINE
- - - -	MATCH LINE
	EXISTING TREE

GRADING LEGEND

XXXX	PROPOSED CONTOUR
[XXXX]	EXISTING CONTOUR
+ XX.XX	PROPOSED SPOT ELEVATION
+ [XX.XX]	EXISTING SPOT ELEVATION
BS	BOTTOM OF STAIR
TS	TOP OF STAIR
BW	BOTTOM OF WALL
TW	TOP OF WALL
BB	BOTTOM OF BOARDWALK
TB	TOP OF BOARDWALK

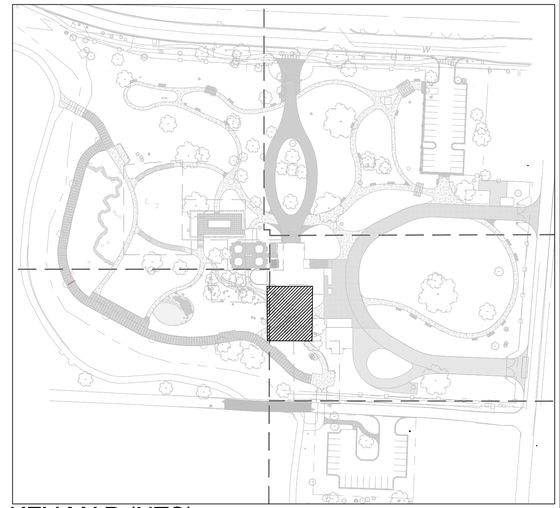

KEY MAP (NTS)

Dirtworks
561 SEVENTH AVENUE FLOOR 11
NEW YORK, NY 10018
(212) 589 2263

WER
901 WEST THIRD STREET
LITTLE ROCK, AR 72201
(501) 374 5300

CONSULTANTS

CIVIL ENGINEERS
CRAFTON TULL & ASSOCIATES, INC.
901 N. 47TH STREET, SUITE 400
ROGERS, AR 72756
(479) 636 4838

MEP ENGINEERS
INSIGHT ENGINEERING
322 S STATE STREET, STE 201
LITTLE ROCK, AR 72201
(501) 237 3077

STRUCTURAL ENGINEERS
ENFRA TME, LLC
BUILDING 2, 1 ALLIED DRIVE, STE 2600
LITTLE ROCK, AR 72202
(501) 666 6776

FOOD SERVICE CONSULTANT
MCKAY-LANE CONSULTING, LTD
1807 DODSON AVE
FT. SMITH, AR 72901
(479) 629 4572

ACOUSTICAL ENGINEERS
ACENTECH
620 W. GERMANTOWN PIKE, STE. 210
PLYMOUTH MEETING PA 19462
(215) 245 8244

PROJECT TITLE

CENTRAL HOUSE & GARDEN

BENTONVILLE, AR

PROJECT NUMBER: 31483

#	ISSUED FOR	DATE
	FINAL CD's	10/2/2026

KEY PLAN

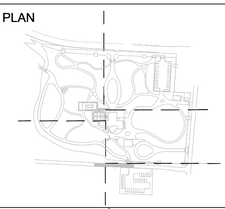

SIGN & SEAL

REGISTERED LANDSCAPE ARCHITECT
ALEX HART
License Number 712062
STATE OF ARKANSAS

DRAWN BY

CHECKED BY

SHEET TITLE

GRADING PLAN - PATH ENLARGEMENT 02

SHEET NUMBER

L-409

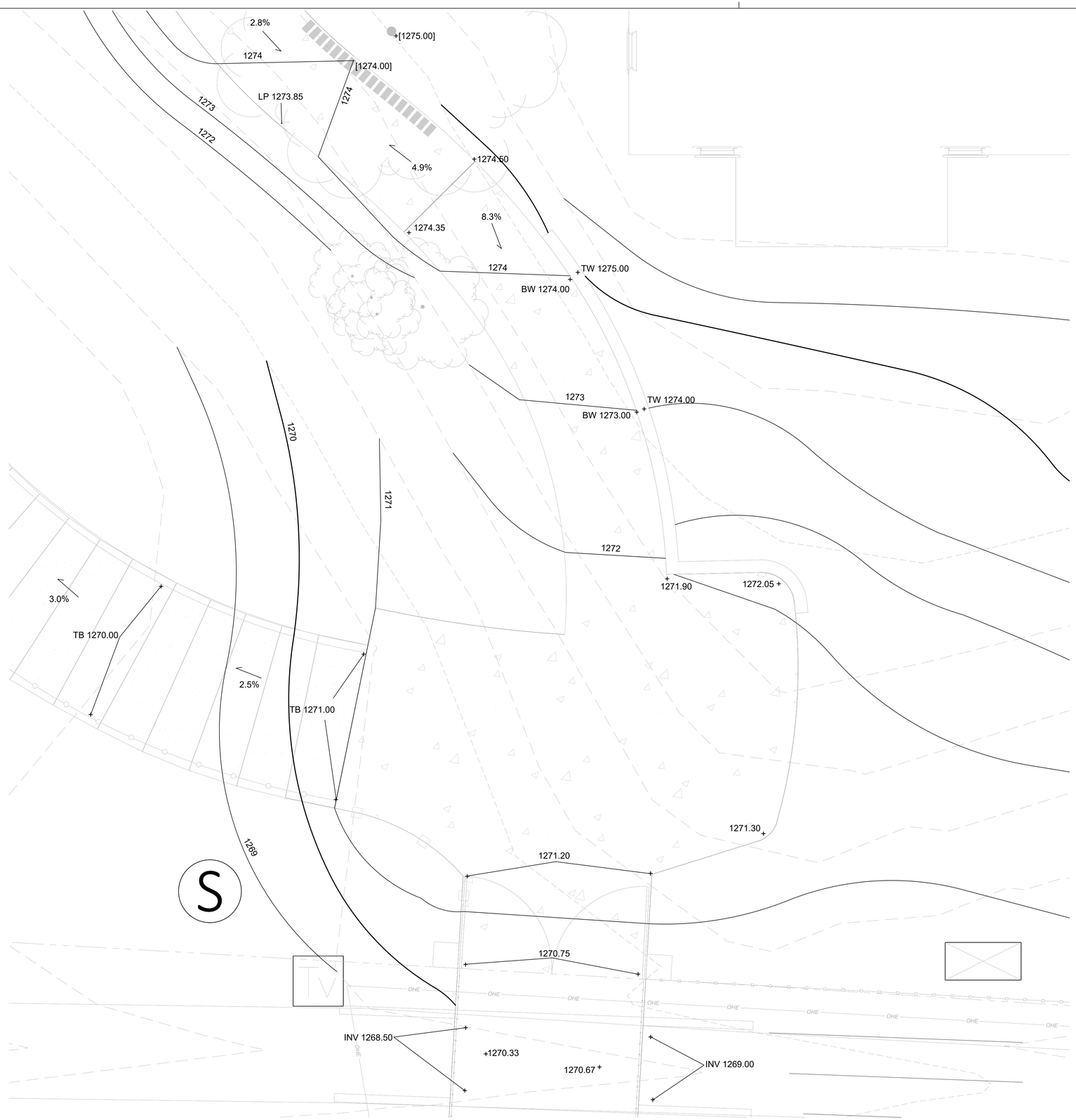

1 GRADING PLAN - RIDGELINE PATH ENLARGEMENT 03

1/4" = 1'-0"

0 1' 4' 8'

1/4" = 1'-0"

N

GENERAL LEGEND	
▲	BUILDING ACCESS
———	BUILDING FOOTPRINT
———	PROPERTY LINE
— — —	MATCH LINE
	EXISTING TREE

GRADING LEGEND

XXXX	PROPOSED CONTOUR
[XXXX]	EXISTING CONTOUR
+ XX.XX	PROPOSED SPOT ELEVATION
+ [XX.XX]	EXISTING SPOT ELEVATION
BS	BOTTOM OF STAIR
TS	TOP OF STAIR
BW	BOTTOM OF WALL
TW	TOP OF WALL
BB	BOTTOM OF BOARDWALK
TB	TOP OF BOARDWALK

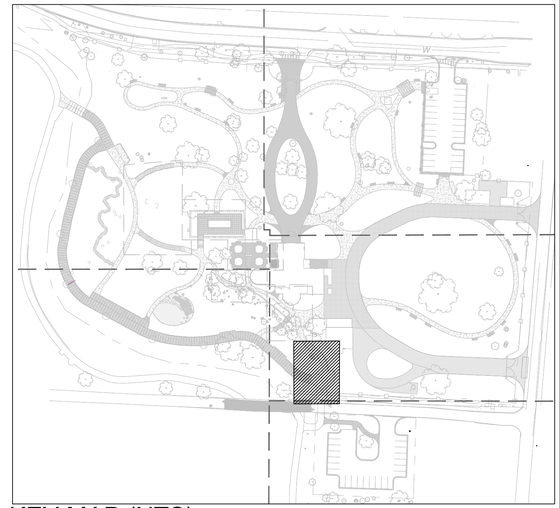

KEY MAP (NTS)

Dirtworks
561 SEVENTH AVENUE FLOOR 11
NEW YORK, NY 10018
(212) 589 2263

WER
901 WEST THIRD STREET
LITTLE ROCK, AR 72201
(501) 374 5300

CONSULTANTS

CIVIL ENGINEERS
CRAFTON TULL & ASSOCIATES, INC.
901 N. 47TH STREET, SUITE 400
ROGERS, AR 72756
(479) 636 4838

MEP ENGINEERS
INSIGHT ENGINEERING
322 S STATE STREET, STE 201
LITTLE ROCK, AR 72201
(501) 237 3077

STRUCTURAL ENGINEERS
ENFRA TME, LLC
BUILDING 2, 1 ALLIED DRIVE, STE 2600
LITTLE ROCK, AR 72202
(501) 666 6776

FOOD SERVICE CONSULTANT
MCKAY-LANE CONSULTING, LTD
1807 DODSON AVE
FT. SMITH, AR 72901
(479) 629 4572

ACOUSTICAL ENGINEERS
ACENTECH
620 W. GERMANTOWN PIKE, STE. 210
PLYMOUTH MEETING PA 19462
(215) 245 8244

PROJECT TITLE

CENTRAL HOUSE & GARDEN

BENTONVILLE, AR

PROJECT NUMBER: 31483

#	ISSUED FOR	DATE
	FINAL CD's	10/2/2026

KEY PLAN

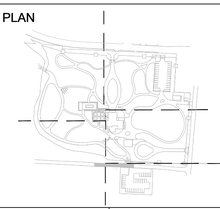

SIGN & SEAL

REGISTERED LANDSCAPE ARCHITECT
ALEX HART
License Number 712062
STATE OF ARKANSAS

DRAWN BY

CHECKED BY

SHEET TITLE

GRADING PLAN - PATH ENLARGEMENT 03

SHEET NUMBER

L-410

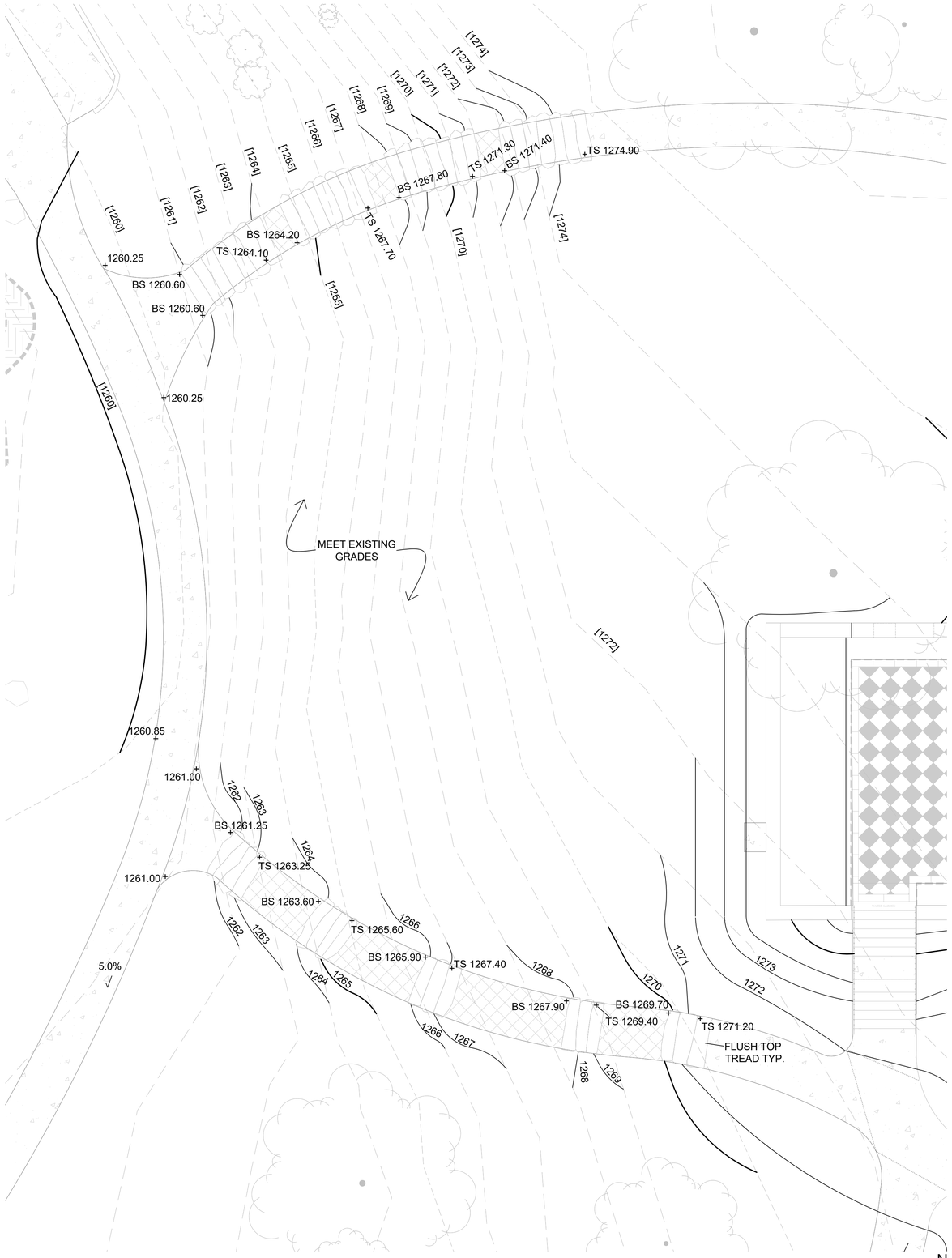

1 GRADING PLAN - STAIRCASE ENLARGEMENT 01

1/4" = 1'-0"

1/8" = 1'-0"

GENERAL LEGEND	
▲	BUILDING ACCESS
———	BUILDING FOOTPRINT
— — —	PROPERTY LINE
- - - -	MATCH LINE
	EXISTING TREE

GRADING LEGEND

XXXX	PROPOSED CONTOUR
[XXXX]	EXISTING CONTOUR
+ XX.XX	PROPOSED SPOT ELEVATION
+ [XX.XX]	EXISTING SPOT ELEVATION
BS	BOTTOM OF STAIR
TS	TOP OF STAIR
BW	BOTTOM OF WALL
TW	TOP OF WALL
BB	BOTTOM OF BOARDWALK
TB	TOP OF BOARDWALK

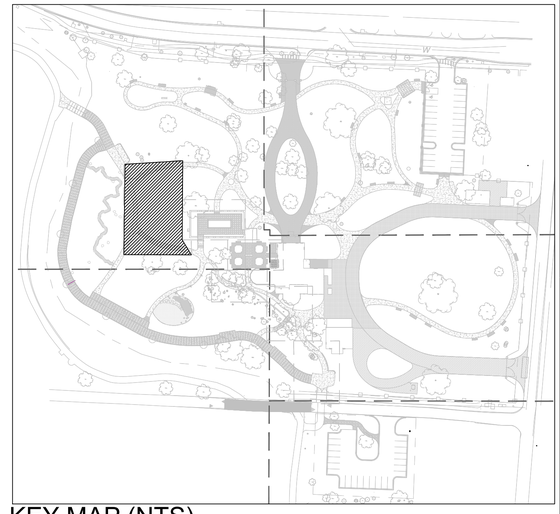

KEY MAP (NTS)

Dirtworks
561 SEVENTH AVENUE FLOOR 11
NEW YORK, NY 10018
(212) 589 2263

WER
901 WEST THIRD STREET
LITTLE ROCK, AR 72201
(501) 374 5300

CONSULTANTS

CIVIL ENGINEERS
CRAFTON TULL & ASSOCIATES, INC.
901 N. 47TH STREET, SUITE 400
ROGERS, AR 72756
(479) 636 4838

MEP ENGINEERS
INSIGHT ENGINEERING
322 S STATE STREET, STE 201
LITTLE ROCK, AR 72201
(501) 237 3077

STRUCTURAL ENGINEERS
ENFRA TME, LLC
BUILDING 2, 1 ALLIED DRIVE, STE 2600
LITTLE ROCK, AR 72202
(501) 666 6776

FOOD SERVICE CONSULTANT
MCKAY-LANE CONSULTING, LTD
1807 DODSON AVE
FT. SMITH, AR 72901
(479) 629 4572

ACOUSTICAL ENGINEERS
ACENTECH
620 W. GERMANTOWN PIKE, STE. 210
PLYMOUTH MEETING PA 19462
(215) 245 8244

PROJECT TITLE

CENTRAL HOUSE & GARDEN

BENTONVILLE, AR

PROJECT NUMBER: 31483

#	ISSUED FOR	DATE
	FINAL CD's	10/2/2026

KEY PLAN

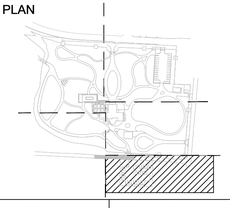

SIGN & SEAL

REGISTERED LANDSCAPE ARCHITECT
ALEX HART
License Number 712062
STATE OF ARKANSAS

DRAWN BY

CHECKED BY

SHEET TITLE

GRADING PLAN - STAIRCASE ENLARGEMENT

SHEET NUMBER

L-411

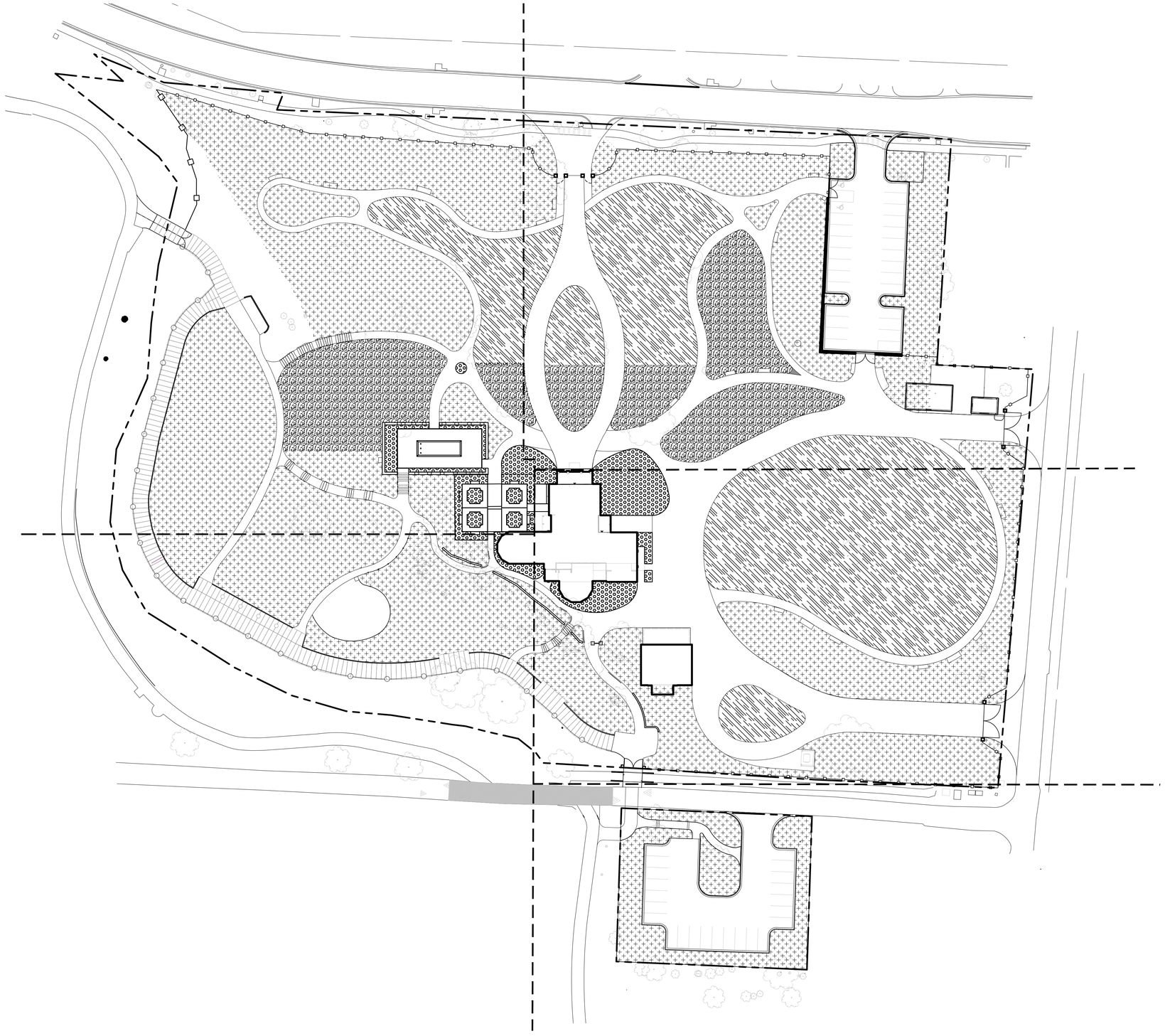

1 SOILS PLAN - SITE

1"=40'-0"

0 40' 80'

1" = 40'-0"

N

GENERAL LEGEND	
	BUILDING ACCESS
	BUILDING FOOTPRINT
	PROPERTY LINE
	MATCH LINE
	EXISTING TREE

SOILS LEGEND	
	SOIL TYPE A: TOPSOIL MIN 24"
	SOIL TYPE B: AMENDED FOR PLANTINGS
	SOIL TYPE C: AMENDED FOR LAWN RECONSTRUCTION
	SOIL TYPE D: SURFACE LEVEL AMENDMENTS FOR EXISTING LAWN

NOTE: SOIL TYPE C LOCATIONS ARE BASED ON APPROXIMATE ESTIMATES OF PRIMARY CONSTRUCTION ACCESS ROUTES. ACTUAL EXTENTS FOR TYPE C AMENDMENTS MAY VARY DEPENDING ON ACTUAL CONSTRUCTION ACTIVITIES. CONFIRM EXTENTS OF SOIL AMENDMENT, RECONSTRUCTION, OR REPLACEMENT FOR ALL AREAS WITH LANDSCAPE ARCHITECT AS STAGING PROCEEDS.

Dirtworks
561 SEVENTH AVENUE FLOOR 11
NEW YORK, NY 10018
(212) 589 2263

WER
901 WEST THIRD STREET
LITTLE ROCK, AR 72201
(501) 374 5300

CONSULTANTS

CIVIL ENGINEERS
CRAFTON TULL & ASSOCIATES, INC.
901 N. 47TH STREET, SUITE 400
ROGERS, AR 72756
(479) 636 4838

MEP ENGINEERS
INSIGHT ENGINEERING
322 S STATE STREET, STE 201
LITTLE ROCK, AR 72201
(501) 237 3077

STRUCTURAL ENGINEERS
ENFRA TME, LLC
BUILDING 2, 1 ALLIED DRIVE, STE 2600
LITTLE ROCK, AR 72202
(501) 666 6776

FOOD SERVICE CONSULTANT
MCKAY-LANE CONSULTING, LTD
1807 DODSON AVE
FT. SMITH, AR 72901
(479) 629 4572

ACOUSTICAL ENGINEERS
ACENTECH
620 W. GERMANTOWN PIKE, STE. 210
PLYMOUTH MEETING PA 19462
(215) 245 8244

PROJECT TITLE

CENTRAL HOUSE & GARDEN

BENTONVILLE, AR

PROJECT NUMBER: 31483

#	ISSUED FOR	DATE
	FINAL CD's	10/2/2026

KEY PLAN

SIGN & SEAL

REGISTERED LANDSCAPE ARCHITECT
ALEX HART
License Number 712062
STATE OF ARKANSAS

DRAWN BY

CHECKED BY

SHEET TITLE

SOILS PLAN - SITE

SHEET NUMBER

L-500

1 SOILS PLAN - NORTHWEST
1"=20'-0"

0 20' 40'
1" = 20'-0"

N

GENERAL LEGEND	
▲	BUILDING ACCESS
———	BUILDING FOOTPRINT
— — —	PROPERTY LINE
- - - -	MATCH LINE
	EXISTING TREE

SOILS LEGEND	
	SOIL TYPE A: TOPSOIL MIN 24"
	SOIL TYPE B: AMENDED FOR PLANTINGS
	SOIL TYPE C: AMENDED FOR LAWN RECONSTRUCTION
	SOIL TYPE D: SURFACE LEVEL AMENDMENTS FOR EXISTING LAWN

NOTE: SOIL TYPE C LOCATIONS ARE BASED ON APPROXIMATE ESTIMATES OF PRIMARY CONSTRUCTION ACCESS ROUTES. ACTUAL EXTENTS FOR TYPE C AMENDMENTS MAY VARY DEPENDING ON ACTUAL CONSTRUCTION ACTIVITIES. CONFIRM EXTENTS OF SOIL AMENDMENT, RECONSTRUCTION, OR REPLACEMENT FOR ALL AREAS WITH LANDSCAPE ARCHITECT AS STAGING PROCEEDS.

Dirtworks
561 SEVENTH AVENUE FLOOR 11
NEW YORK, NY 10018
(212) 589 2263

WER
901 WEST THIRD STREET
LITTLE ROCK, AR 72201
(501) 374 5300

CONSULTANTS

CIVIL ENGINEERS
CRAFTON TULL & ASSOCIATES, INC.
901 N. 47TH STREET, SUITE 400
ROGERS, AR 72756
(479) 636 4838

MEP ENGINEERS
INSIGHT ENGINEERING
322 S STATE STREET, STE 201
LITTLE ROCK, AR 72201
(501) 237 3077

STRUCTURAL ENGINEERS
ENFRA TME, LLC
BUILDING 2, 1 ALLIED DRIVE, STE 2600
LITTLE ROCK, AR 72202
(501) 666 6776

FOOD SERVICE CONSULTANT
MCKAY-LANE CONSULTING, LTD
1807 DODSON AVE
FT. SMITH, AR 72901
(479) 629 4572

ACOUSTICAL ENGINEERS
ACENTECH
620 W. GERMANTOWN PIKE, STE. 210
PLYMOUTH MEETING PA 19462
(215) 245 8244

PROJECT TITLE

CENTRAL HOUSE & GARDEN

BENTONVILLE, AR

PROJECT NUMBER: 31483

#	ISSUED FOR	DATE
	FINAL CD's	10/2/2026

KEY PLAN

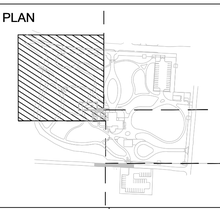

SIGN & SEAL

REGISTERED LANDSCAPE ARCHITECT
ALEX HART
License Number 712062
STATE OF ARKANSAS

DRAWN BY

CHECKED BY

SHEET TITLE

SOILS PLAN - NORTHWEST

SHEET NUMBER

L-501

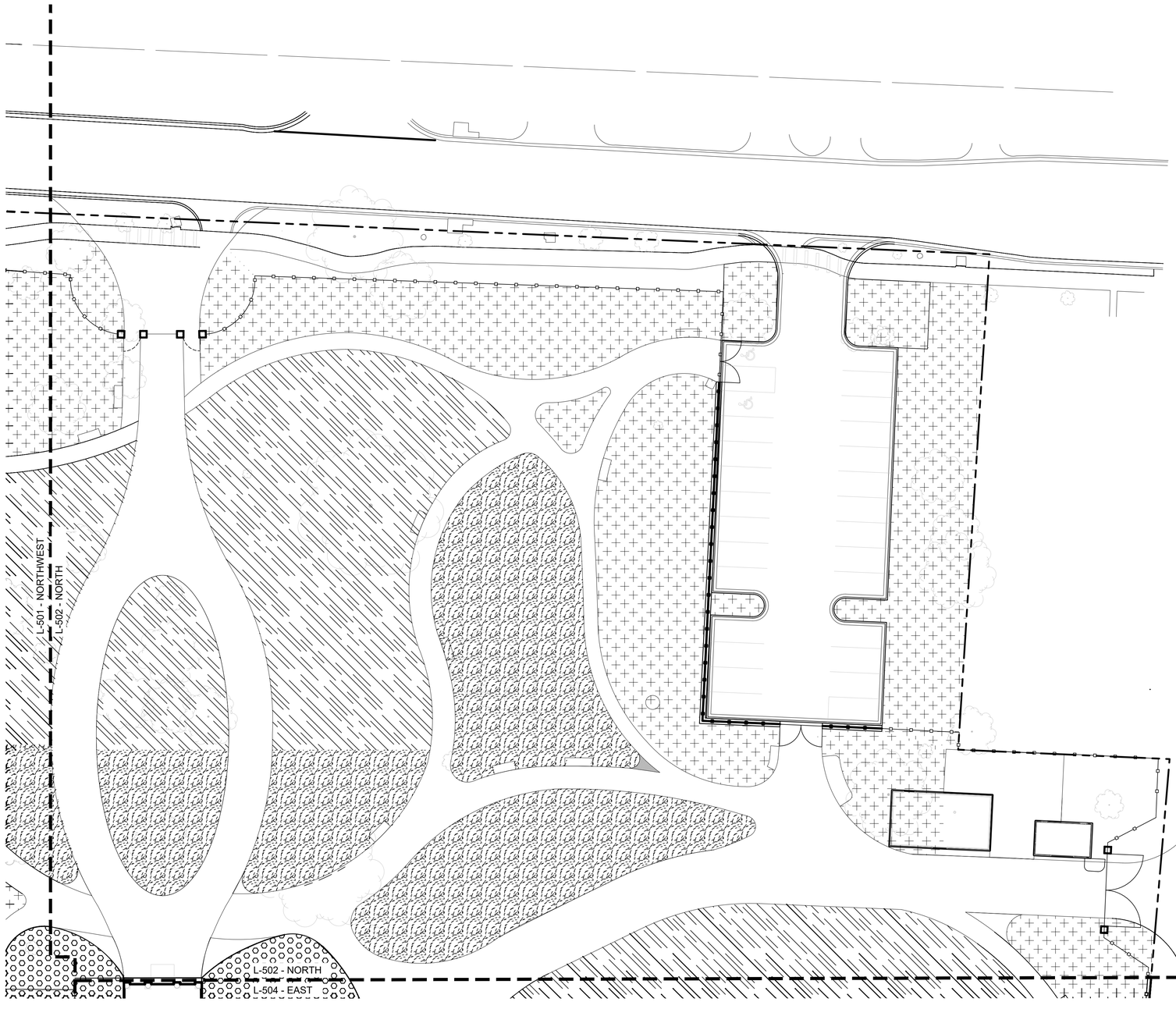

1 SOILS PLAN - NORTH
1"=20'-0"

0 20' 40'
1" = 20'-0"

N

GENERAL LEGEND	
	BUILDING ACCESS
	BUILDING FOOTPRINT
	PROPERTY LINE
	MATCH LINE
	EXISTING TREE

SOILS LEGEND	
	SOIL TYPE A: TOPSOIL MIN 24"
	SOIL TYPE B: AMENDED FOR PLANTINGS
	SOIL TYPE C: AMENDED FOR LAWN RECONSTRUCTION
	SOIL TYPE D: SURFACE LEVEL AMENDMENTS FOR EXISTING LAWN

NOTE: SOIL TYPE C LOCATIONS ARE BASED ON APPROXIMATE ESTIMATES OF PRIMARY CONSTRUCTION ACCESS ROUTES. ACTUAL EXTENTS FOR TYPE C AMENDMENTS MAY VARY DEPENDING ON ACTUAL CONSTRUCTION ACTIVITIES. CONFIRM EXTENTS OF SOIL AMENDMENT, RECONSTRUCTION, OR REPLACEMENT FOR ALL AREAS WITH LANDSCAPE ARCHITECT AS STAGING PROCEEDS.

Dirtworks
561 SEVENTH AVENUE FLOOR 11
NEW YORK, NY 10018
(212) 589 2263

WER
901 WEST THIRD STREET
LITTLE ROCK, AR 72201
(501) 374 5300

CONSULTANTS

CIVIL ENGINEERS
CRAFTON TULL & ASSOCIATES, INC.
901 N. 47TH STREET, SUITE 400
ROGERS, AR 72756
(479) 636 4838

MEP ENGINEERS
INSIGHT ENGINEERING
322 S STATE STREET, STE 201
LITTLE ROCK, AR 72201
(501) 237 3077

STRUCTURAL ENGINEERS
ENFRA TME, LLC
BUILDING 2, 1 ALLIED DRIVE, STE 2600
LITTLE ROCK, AR 72202
(501) 666 6776

FOOD SERVICE CONSULTANT
MCKAY-LANE CONSULTING, LTD
1807 DODSON AVE
FT. SMITH, AR 72901
(479) 629 4572

ACOUSTICAL ENGINEERS
ACENTECH
620 W. GERMANTOWN PIKE, STE. 210
PLYMOUTH MEETING PA 19462
(215) 245 8244

PROJECT TITLE

CENTRAL HOUSE & GARDEN

BENTONVILLE, AR

PROJECT NUMBER: 31483

#	ISSUED FOR	DATE
	FINAL CD's	10/2/2026

KEY PLAN

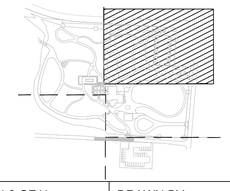

SIGN & SEAL

REGISTERED LANDSCAPE ARCHITECT
ALEX HART
License Number 712062
STATE OF ARKANSAS

DRAWN BY

CHECKED BY

SHEET TITLE

SOILS PLAN - NORTH

SHEET NUMBER

L-502

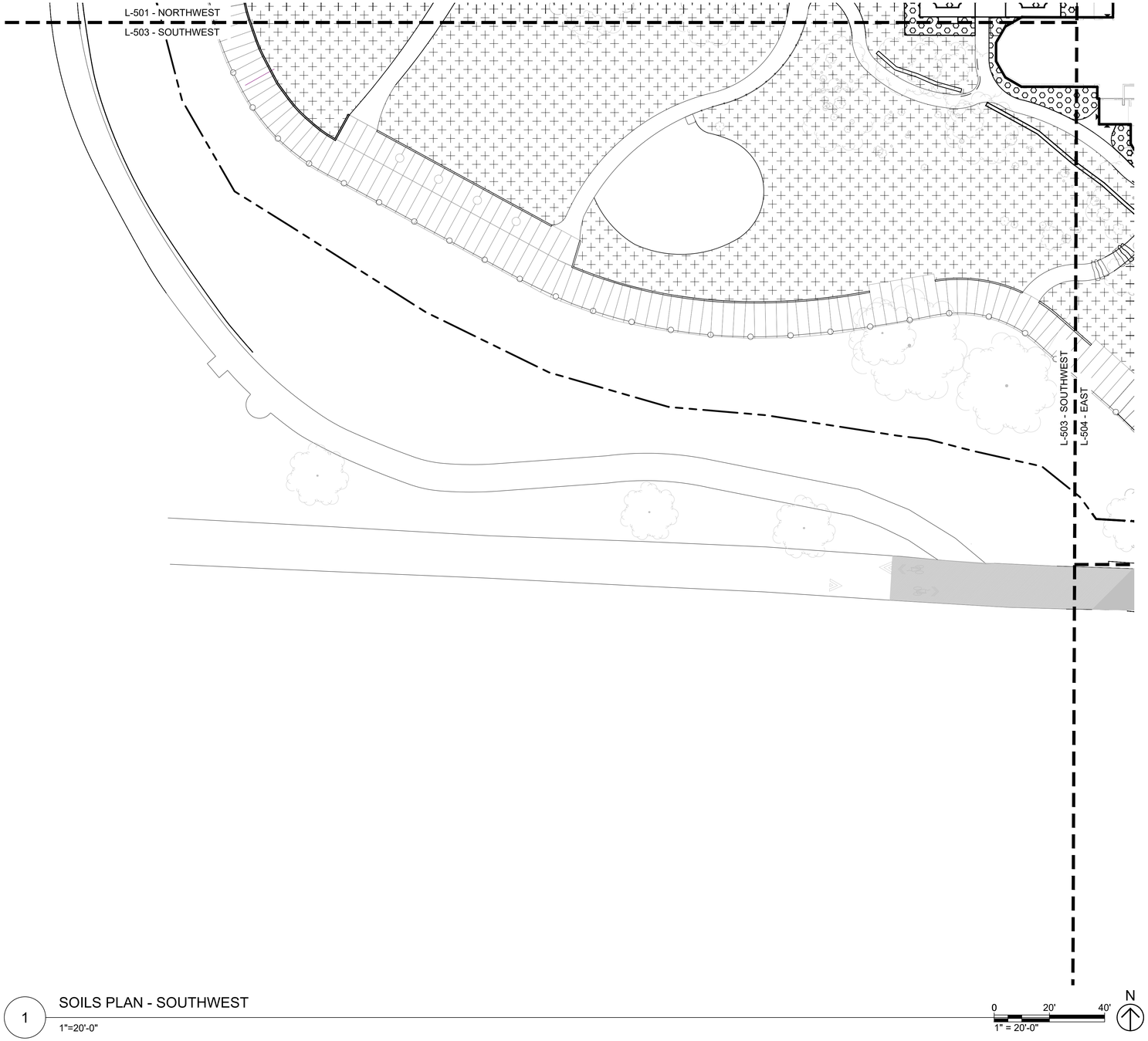

1 SOILS PLAN - SOUTHWEST

1"=20'-0"

GENERAL LEGEND	
▲	BUILDING ACCESS
———	BUILDING FOOTPRINT
— — —	PROPERTY LINE
— — —	MATCH LINE
	EXISTING TREE

SOILS LEGEND	
	SOIL TYPE A: TOPSOIL MIN 24"
	SOIL TYPE B: AMENDED FOR PLANTINGS
	SOIL TYPE C: AMENDED FOR LAWN RECONSTRUCTION
	SOIL TYPE D: SURFACE LEVEL AMENDMENTS FOR EXISTING LAWN

NOTE: SOIL TYPE C LOCATIONS ARE BASED ON APPROXIMATE ESTIMATES OF PRIMARY CONSTRUCTION ACCESS ROUTES. ACTUAL EXTENTS FOR TYPE C AMENDMENTS MAY VARY DEPENDING ON ACTUAL CONSTRUCTION ACTIVITIES. CONFIRM EXTENTS OF SOIL AMENDMENT, RECONSTRUCTION, OR REPLACEMENT FOR ALL AREAS WITH LANDSCAPE ARCHITECT AS STAGING PROCEEDS.

Dirtworks
561 SEVENTH AVENUE FLOOR 11
NEW YORK, NY 10018
(212) 589 2263

WER
901 WEST THIRD STREET
LITTLE ROCK, AR 72201
(501) 374 5300

CONSULTANTS

CIVIL ENGINEERS
CRAFTON TULL & ASSOCIATES, INC.
901 N. 47TH STREET, SUITE 400
ROGERS, AR 72756
(479) 636 4838

MEP ENGINEERS
INSIGHT ENGINEERING
322 S STATE STREET, STE 201
LITTLE ROCK, AR 72201
(501) 237 3077

STRUCTURAL ENGINEERS
ENFRA TME, LLC
BUILDING 2, 1 ALLIED DRIVE, STE 2600
LITTLE ROCK, AR 72202
(501) 666 6776

FOOD SERVICE CONSULTANT
MCKAY-LANE CONSULTING, LTD
1807 DODSON AVE
FT. SMITH, AR 72901
(479) 629 4572

ACOUSTICAL ENGINEERS
ACENTECH
620 W. GERMANTOWN PIKE, STE. 210
PLYMOUTH MEETING PA 19462
(215) 245 8244

PROJECT TITLE

CENTRAL HOUSE & GARDEN

BENTONVILLE, AR

PROJECT NUMBER: 31483

#	ISSUED FOR	DATE
	FINAL CD's	10/2/2026

KEY PLAN

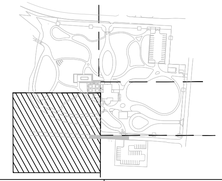

SIGN & SEAL

REGISTERED LANDSCAPE ARCHITECT
ALEX HART
License Number 712062
STATE OF ARKANSAS

DRAWN BY

CHECKED BY

SHEET TITLE

SOILS PLAN - SOUTHWEST

SHEET NUMBER

L-503

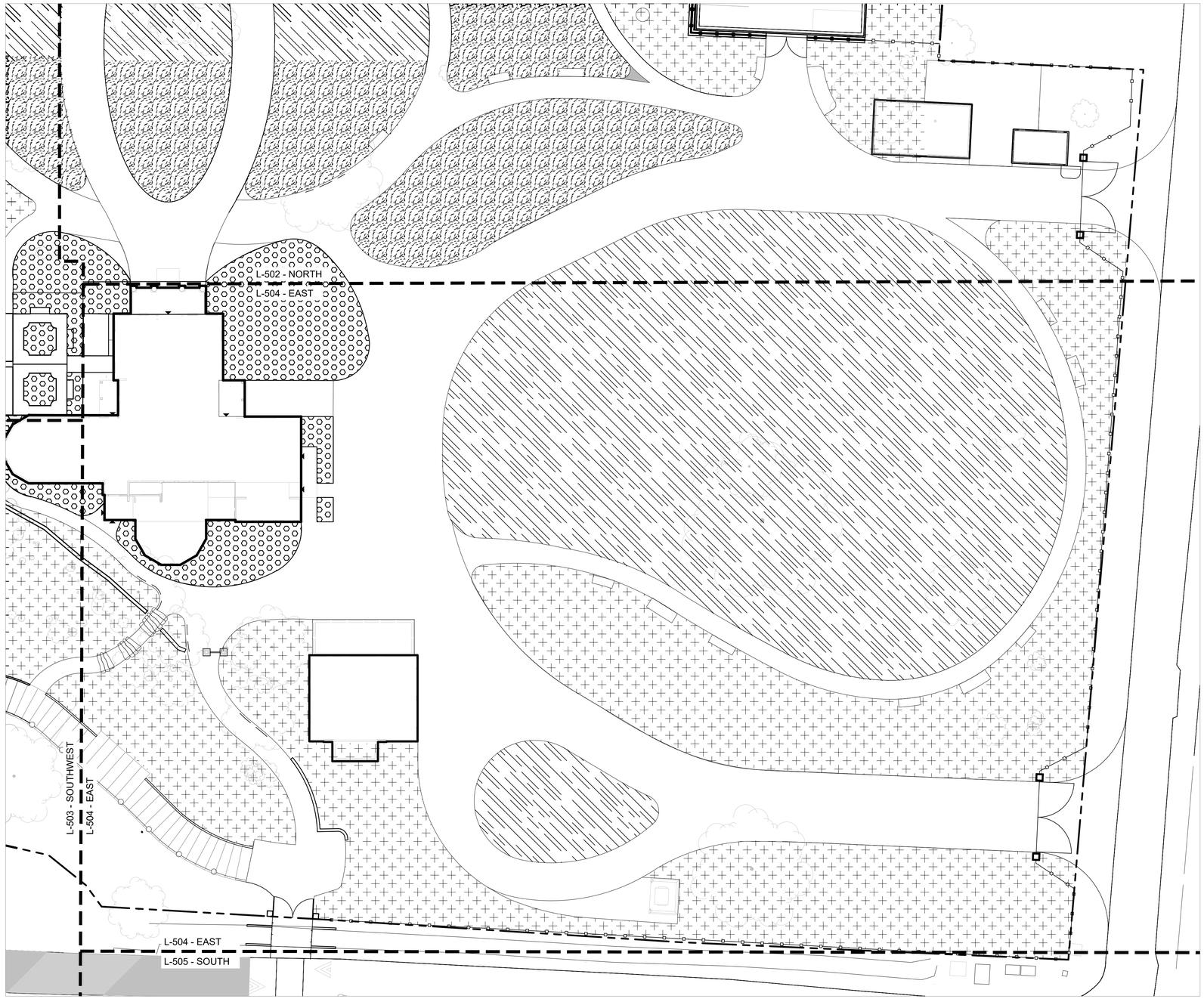

1 SOILS PLAN - EAST

1"=20'-0"

0 20' 40'

1" = 20'-0"

N

GENERAL LEGEND	
▲	BUILDING ACCESS
———	BUILDING FOOTPRINT
— — —	PROPERTY LINE
- - - -	MATCH LINE
	EXISTING TREE

SOILS LEGEND	
	SOIL TYPE A: TOPSOIL MIN 24"
	SOIL TYPE B: AMENDED FOR PLANTINGS
	SOIL TYPE C: AMENDED FOR LAWN RECONSTRUCTION
	SOIL TYPE D: SURFACE LEVEL AMENDMENTS FOR EXISTING LAWN

NOTE: SOIL TYPE C LOCATIONS ARE BASED ON APPROXIMATE ESTIMATES OF PRIMARY CONSTRUCTION ACCESS ROUTES. ACTUAL EXTENTS FOR TYPE C AMENDMENTS MAY VARY DEPENDING ON ACTUAL CONSTRUCTION ACTIVITIES. CONFIRM EXTENTS OF SOIL AMENDMENT, RECONSTRUCTION, OR REPLACEMENT FOR ALL AREAS WITH LANDSCAPE ARCHITECT AS STAGING PROCEEDS.

Dirtworks
561 SEVENTH AVENUE FLOOR 11
NEW YORK, NY 10018
(212) 589 2263

WER
901 WEST THIRD STREET
LITTLE ROCK, AR 72201
(501) 374 5300

CONSULTANTS

CIVIL ENGINEERS
CRAFTON TULL & ASSOCIATES, INC.
901 N. 47TH STREET, SUITE 400
ROGERS, AR 72756
(479) 636 4838

MEP ENGINEERS
INSIGHT ENGINEERING
322 S STATE STREET, STE 201
LITTLE ROCK, AR 72201
(501) 237 3077

STRUCTURAL ENGINEERS
ENFRA TME, LLC
BUILDING 2, 1 ALLIED DRIVE, STE 2600
LITTLE ROCK, AR 72202
(501) 666 6776

FOOD SERVICE CONSULTANT
MCKAY-LANE CONSULTING, LTD
1807 DODSON AVE
FT. SMITH, AR 72901
(479) 629 4572

ACOUSTICAL ENGINEERS
ACENTECH
620 W. GERMANTOWN PIKE, STE. 210
PLYMOUTH MEETING PA 19462
(215) 245 8244

PROJECT TITLE

CENTRAL HOUSE & GARDEN

BENTONVILLE, AR

PROJECT NUMBER: 31483

#	ISSUED FOR	DATE
	FINAL CD's	10/2/2026

KEY PLAN

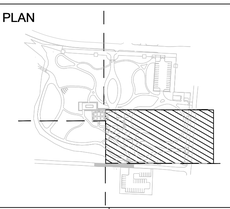

SIGN & SEAL

REGISTERED LANDSCAPE ARCHITECT
ALEX HART
License Number 712062
STATE OF ARKANSAS

DRAWN BY

CHECKED BY

SHEET TITLE

SOILS PLAN - EAST

SHEET NUMBER

L-504

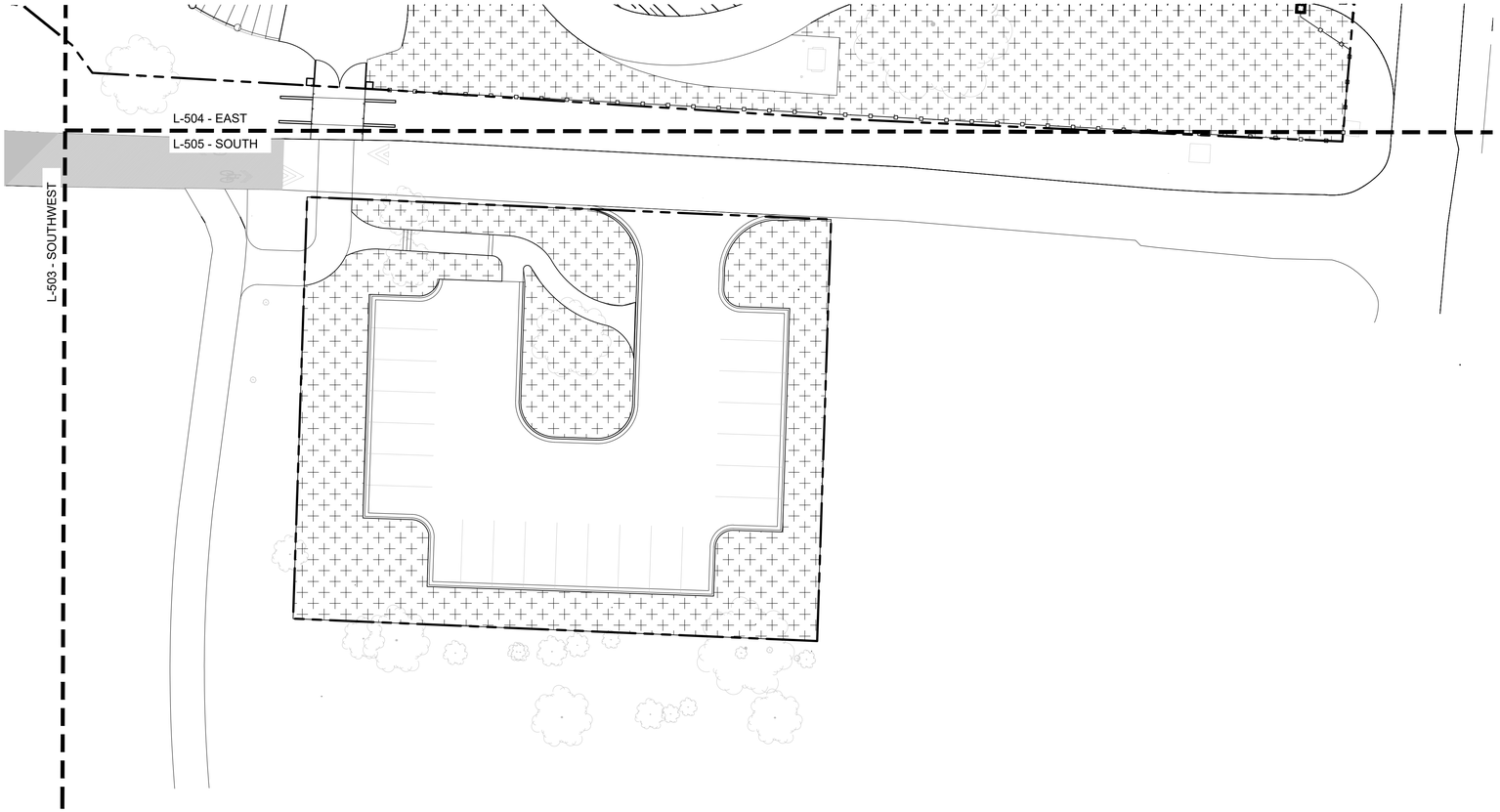

1 SOILS PLAN - SOUTH
1"=20'-0"

0 20' 40' N
1" = 20'-0"

GENERAL LEGEND	
	BUILDING ACCESS
	BUILDING FOOTPRINT
	PROPERTY LINE
	MATCH LINE
	EXISTING TREE

SOILS LEGEND	
	SOIL TYPE A: TOPSOIL MIN 24"
	SOIL TYPE B: AMENDED FOR PLANTINGS
	SOIL TYPE C: AMENDED FOR LAWN RECONSTRUCTION
	SOIL TYPE D: SURFACE LEVEL AMENDMENTS FOR EXISTING LAWN

NOTE: SOIL TYPE C LOCATIONS ARE BASED ON APPROXIMATE ESTIMATES OF PRIMARY CONSTRUCTION ACCESS ROUTES. ACTUAL EXTENTS FOR TYPE C AMENDMENTS MAY VARY DEPENDING ON ACTUAL CONSTRUCTION ACTIVITIES. CONFIRM EXTENTS OF SOIL AMENDMENT, RECONSTRUCTION, OR REPLACEMENT FOR ALL AREAS WITH LANDSCAPE ARCHITECT AS STAGING PROCEEDS.

Dirtworks
561 SEVENTH AVENUE FLOOR 11
NEW YORK, NY 10018
(212) 589 2263

WER
901 WEST THIRD STREET
LITTLE ROCK, AR 72201
(501) 374 5300

CONSULTANTS

CIVIL ENGINEERS
CRAFTON TULL & ASSOCIATES, INC.
901 N. 47TH STREET, SUITE 400
ROGERS, AR 72756
(479) 636 4838

MEP ENGINEERS
INSIGHT ENGINEERING
322 S STATE STREET, STE 201
LITTLE ROCK, AR 72201
(501) 237 3077

STRUCTURAL ENGINEERS
ENFRA TME, LLC
BUILDING 2, 1 ALLIED DRIVE, STE 2600
LITTLE ROCK, AR 72202
(501) 666 6776

FOOD SERVICE CONSULTANT
MCKAY-LANE CONSULTING, LTD
1807 DODSON AVE
FT. SMITH, AR 72901
(479) 629 4572

ACOUSTICAL ENGINEERS
ACENTECH
620 W. GERMANTOWN PIKE, STE. 210
PLYMOUTH MEETING PA 19462
(215) 245 8244

PROJECT TITLE

CENTRAL HOUSE & GARDEN
BENTONVILLE, AR

PROJECT NUMBER: 31483

#	ISSUED FOR	DATE
	FINAL CD's	10/2/2026

KEY PLAN

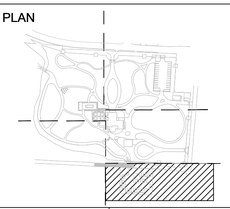

SIGN & SEAL

REGISTERED LANDSCAPE ARCHITECT
ALEX HART
License Number 712062
STATE OF ARKANSAS

DRAWN BY

CHECKED BY

SHEET TITLE

SOILS PLAN - SOUTH

SHEET NUMBER

L-505

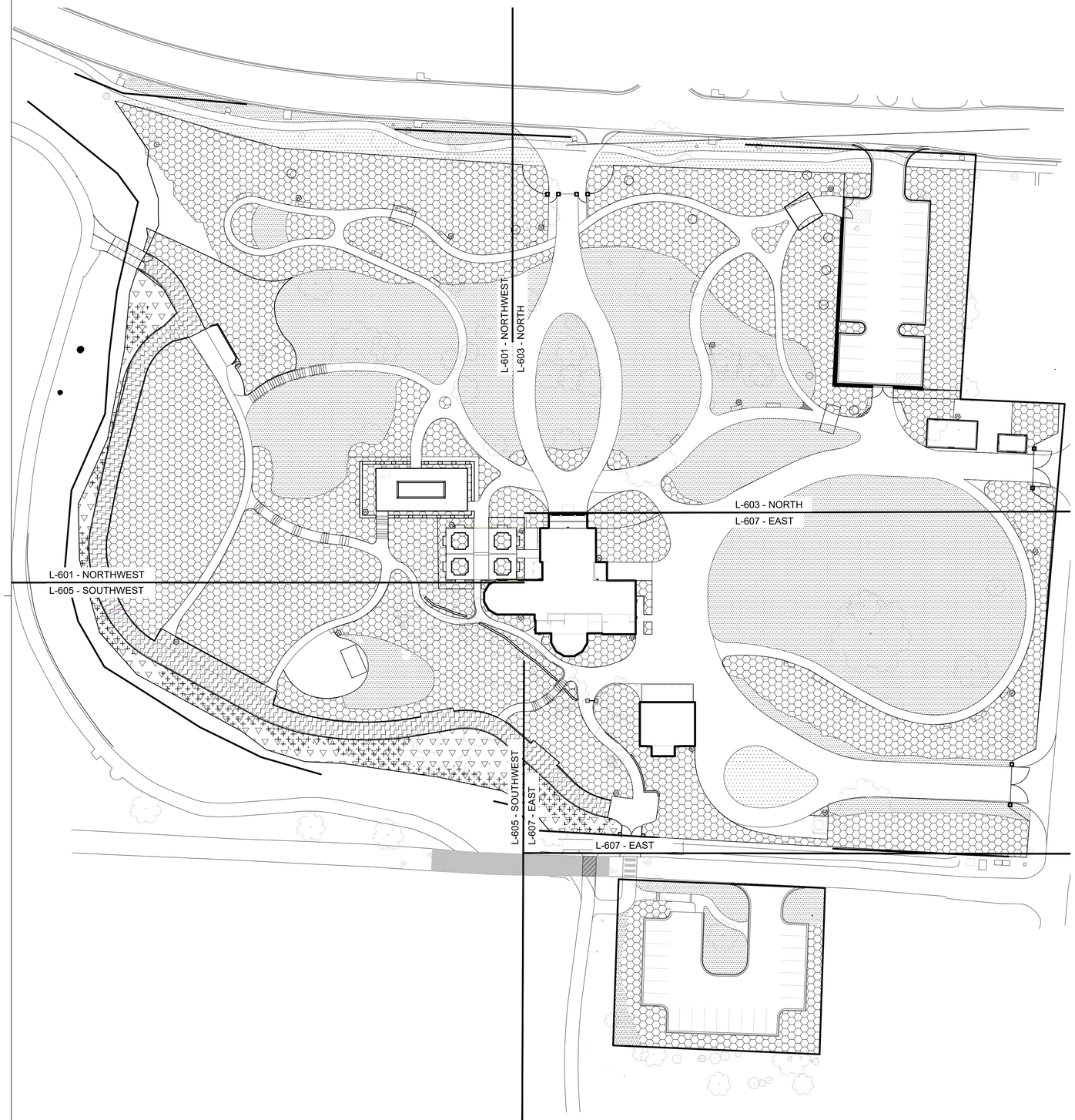

1 PLANTING PLAN - SITE

1"=40'-0"

0 40' 80'

1" = 40'-0"

N

GENERAL LEGEND	
	BUILDING ACCESS
	BUILDING FOOTPRINT
	PROPERTY LINE
	MATCH LINE
	EXISTING TREE

PLANTING AREAS	
	MIXED PLANTS (PERENNIALS, SHRUBS, ANNUALS, BULBS. SEE ENLARGEMENT SERIES L-610-L-659)
	LAWN (SEE SPECIFICATION)
	RIPARIAN (SEE ENLARGEMENT SERIES L-610 - L-659)
	UNDER PLANTING AT BOARDWALK (ADD ALT)

Dirtworks
561 SEVENTH AVENUE FLOOR 11
NEW YORK, NY 10018
(212) 589 2263

WER
901 WEST THIRD STREET
LITTLE ROCK, AR 72201
(501) 374 5300

CONSULTANTS

CIVIL ENGINEERS
CRAFTON TULL & ASSOCIATES, INC.
901 N. 47TH STREET, SUITE 400
ROGERS, AR 72756
(479) 636 4838

MEP ENGINEERS
INSIGHT ENGINEERING
322 S STATE STREET, STE 201
LITTLE ROCK, AR 72201
(501) 237 3077

STRUCTURAL ENGINEERS
ENFRA TME, LLC
BUILDING 2, 1 ALLIED DRIVE, STE 2600
LITTLE ROCK, AR 72202
(501) 666 6776

FOOD SERVICE CONSULTANT
MCKAY-LANE CONSULTING, LTD
1807 DODSON AVE
FT. SMITH, AR 72901
(479) 629 4572

ACOUSTICAL ENGINEERS
ACENTECH
620 W. GERMANTOWN PIKE, STE. 210
PLYMOUTH MEETING PA 19462
(215) 245 8244

PROJECT TITLE

CENTRAL HOUSE & GARDEN

BENTONVILLE, AR

PROJECT NUMBER: 31483

#	ISSUED FOR	DATE
	FINAL CD's	10/2/2026

KEY PLAN

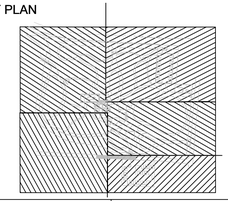

SIGN & SEAL

REGISTERED LANDSCAPE ARCHITECT
ALEX HART
License Number 712062
STATE OF ARKANSAS

DRAWN BY

CHECKED BY

SHEET TITLE

PLANTING PLAN - SITE

SHEET NUMBER

L-600

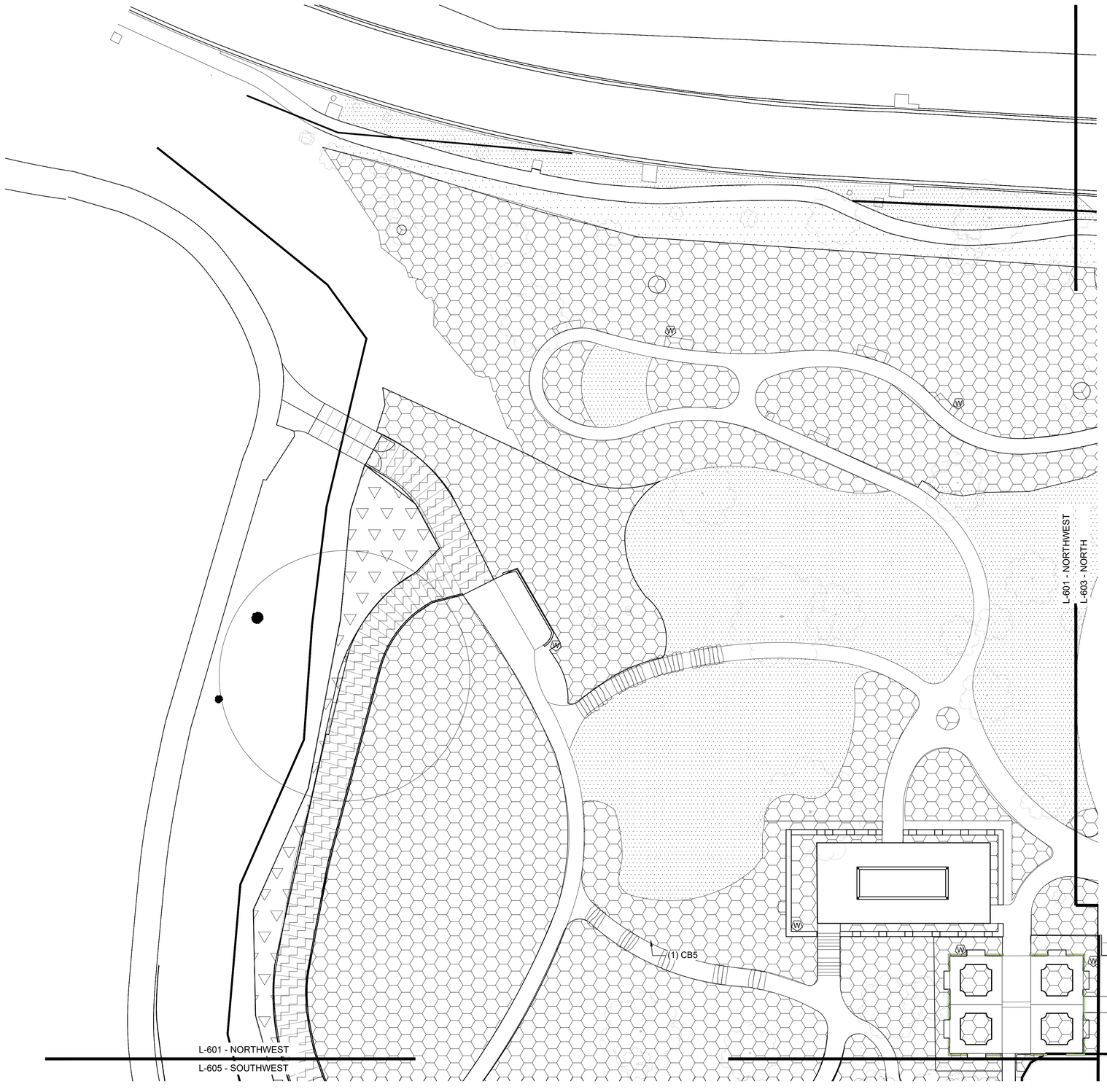

GENERAL LEGEND	
	BUILDING ACCESS
	BUILDING FOOTPRINT
	PROPERTY LINE
	MATCH LINE
	EXISTING TREE

PLANTING AREAS	
	MIXED PLANTS (PERENNIALS, SHRUBS, ANNUALS, BULBS. SEE ENLARGEMENT SERIES L-610-L-659)
	LAWN (SEE SPECIFICATION)
	RIPARIAN (SEE ENLARGEMENT SERIES L-610 - L-659)
	UNDER PLANTING AT BOARDWALK (ADD ALT)

1 PLANTING PLAN - NORTHWEST PLANTING AREAS
1"=20'-0"

0 20' 40'
1" = 20'-0"

N

Dirtworks
561 SEVENTH AVENUE FLOOR 11
NEW YORK, NY 10018
(212) 589 2263

WER
901 WEST THIRD STREET
LITTLE ROCK, AR 72201
(501) 374 5300

CONSULTANTS

CIVIL ENGINEERS
CRAFTON TULL & ASSOCIATES, INC.
901 N. 47TH STREET, SUITE 400
ROGERS, AR 72756
(479) 636 4838

MEP ENGINEERS
INSIGHT ENGINEERING
322 S STATE STREET, STE 201
LITTLE ROCK, AR 72201
(501) 237 3077

STRUCTURAL ENGINEERS
ENFRA TME, LLC
BUILDING 2, 1 ALLIED DRIVE, STE 2600
LITTLE ROCK, AR 72202
(501) 666 6776

FOOD SERVICE CONSULTANT
MCKAY-LANE CONSULTING, LTD
1807 DODSON AVE
FT. SMITH, AR 72901
(479) 629 4572

ACOUSTICAL ENGINEERS
ACENTECH
620 W. GERMANTOWN PIKE, STE. 210
PLYMOUTH MEETING PA 19462
(215) 245 8244

PROJECT TITLE

CENTRAL HOUSE & GARDEN

BENTONVILLE, AR

PROJECT NUMBER: 31483

#	ISSUED FOR	DATE
	FINAL CD's	10/2/2026

KEY PLAN

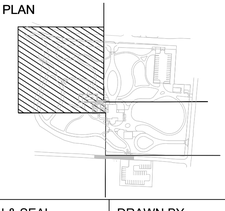

SIGN & SEAL

REGISTERED LANDSCAPE ARCHITECT
ALEX HART
License Number 712062
STATE OF ARKANSAS

DRAWN BY

CHECKED BY

SHEET TITLE

PLANTING PLAN - NORTHWEST PLANTING AREAS

SHEET NUMBER

L-601

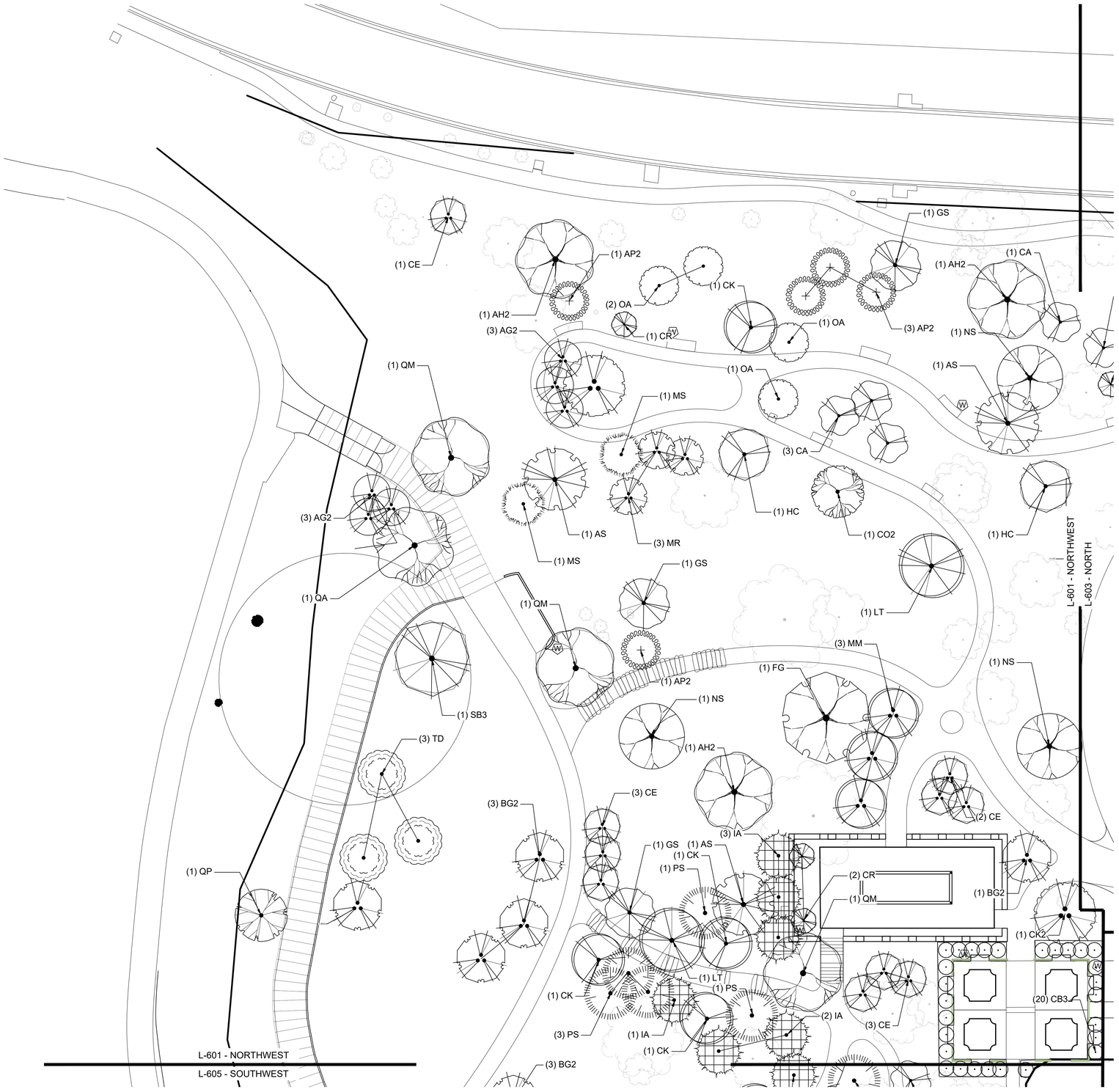

1 PLANTING PLAN - NORTHWEST TREES

1"=20'-0"

0 20' 40'

1" = 20'-0"

N

GENERAL LEGEND	
	BUILDING ACCESS
	BUILDING FOOTPRINT
	PROPERTY LINE
	MATCH LINE
	EXISTING TREE

PLANT LEGEND - NORTHWEST		
SYMBOL	CODE	BOTANICAL NAME
TREES		
	AS	ACER SACCHARUM
	AH2	AESCULUS HIPPOCASTANUM
	AP2	AESCULUS PAVIA
	AG2	AMELANCHIER X GRANDIFLORA 'AUTUMN BRILLIANCE'
	BG2	BETULA NIGRA 'CULLY IMPROVED'
	CB3	CARPINUS BETULUS
	CA	CARPINUS CAROLINIANA 'AUTUMN FIRE'
	CO2	CASTANEA OZARKENSIS
	CE	CERCIS CANADENSIS
	CK	CLADRASTIS KENTUKEA
	CK2	CORNUS KOUSA
	CR	COTINUS COGGYGRIA 'ROYAL PURPLE'
	FG	FAGUS GRANDIFOLIA
	GS	GLEDITSIA TRIACANTHOS INERMIS 'SHADEMASTER'
	HC	HALESIA CAROLINA
	LT	LIRIODENDRON TULIPIFERA
	MR	MAGNOLIA STELLATA 'ROYAL STAR'
	MS	MAGNOLIA VIRGINIANA
	MM	MAGNOLIA X SOULANGEANA
	NS	NYSSA SYLVATICA
	OA	OXYDENDRUM ARBOREUM
	PS	PINUS STROBUS
	QM	QUERCUS MUEHLENBERGII

Dirtworks
561 SEVENTH AVENUE FLOOR 11
NEW YORK, NY 10018
(212) 589 2263

WER
901 WEST THIRD STREET
LITTLE ROCK, AR 72201
(501) 374 5300

CONSULTANTS

CIVIL ENGINEERS
CRAFTON TULL & ASSOCIATES, INC.
901 N. 47TH STREET, SUITE 400
ROGERS, AR 72756
(479) 636 4838

MEP ENGINEERS
INSIGHT ENGINEERING
322 S STATE STREET, STE 201
LITTLE ROCK, AR 72201
(501) 237 3077

STRUCTURAL ENGINEERS
ENFRA TME, LLC
BUILDING 2, 1 ALLIED DRIVE, STE 2600
LITTLE ROCK, AR 72202
(501) 666 6776

FOOD SERVICE CONSULTANT
MCKAY-LANE CONSULTING, LTD
1807 DODSON AVE
FT. SMITH, AR 72901
(479) 629 4572

ACOUSTICAL ENGINEERS
ACENTECH
620 W. GERMANTOWN PIKE, STE. 210
PLYMOUTH MEETING PA 19462
(215) 245 8244

PROJECT TITLE

CENTRAL HOUSE & GARDEN

BENTONVILLE, AR

PROJECT NUMBER: 31483

#	ISSUED FOR	DATE
	FINAL CD's	10/2/2026

KEY PLAN

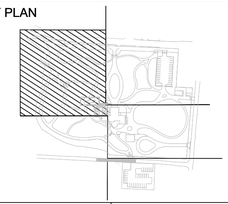

SIGN & SEAL

REGISTERED LANDSCAPE ARCHITECT
ALEX HART
License Number 712062
STATE OF ARKANSAS

DRAWN BY

CHECKED BY

SHEET TITLE

PLANTING PLAN - NORTHWEST TREES

SHEET NUMBER

L-602

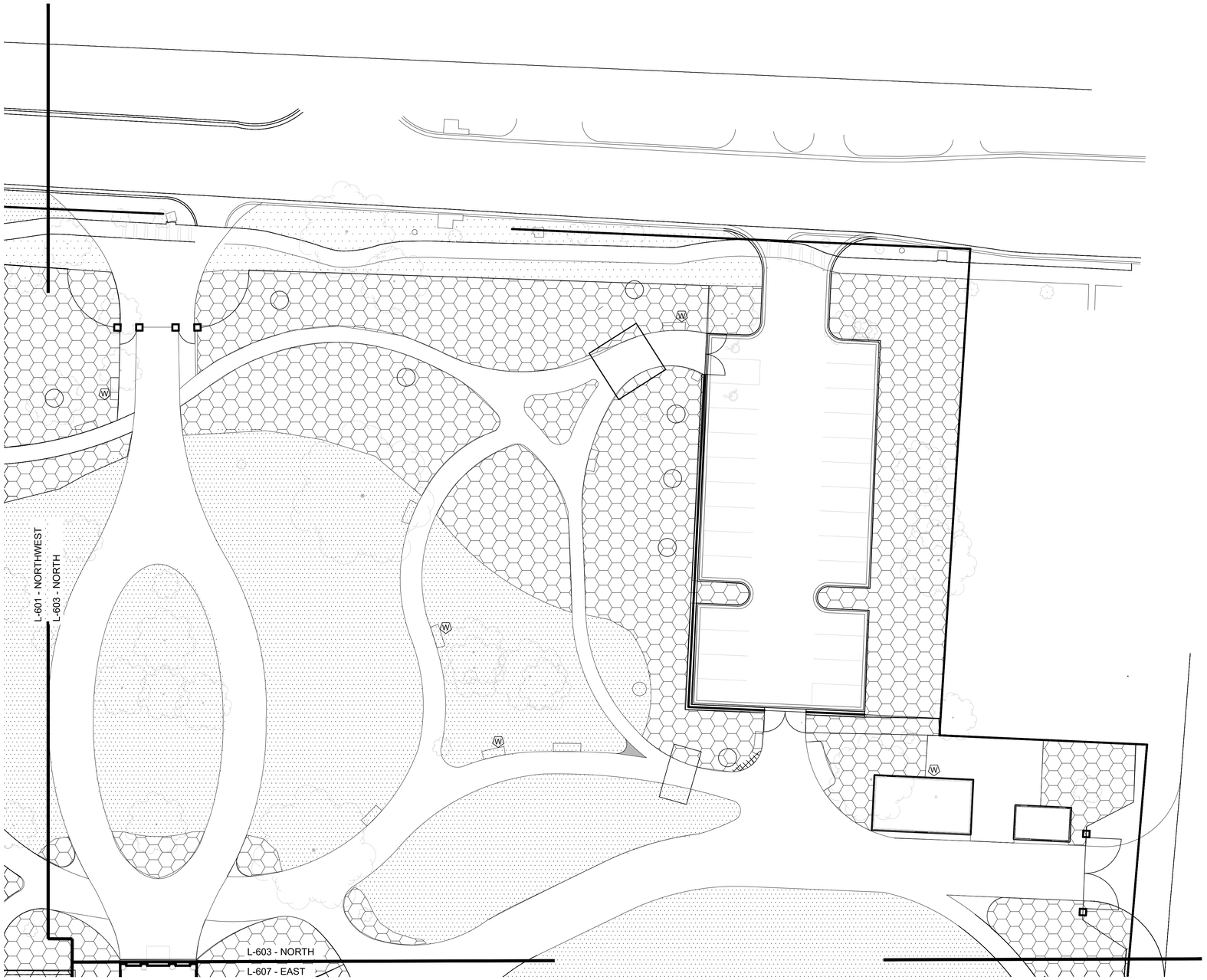

1 PLANTING PLAN - NORTH - PLANTING AREAS

1"=20'-0"

0 20' 40'

1" = 20'-0"

N

GENERAL LEGEND	
	BUILDING ACCESS
	BUILDING FOOTPRINT
	PROPERTY LINE
	MATCH LINE
	EXISTING TREE

PLANTING AREAS	
	MIXED PLANTS (PERENNIALS, SHRUBS, ANNUALS, BULBS. SEE ENLARGEMENT SERIES L-610-L-659)
	LAWN (SEE SPECIFICATION)
	RIPARIAN (SEE ENLARGEMENT SERIES L-610 - L-659)
	UNDER PLANTING AT BOARDWALK (ADD ALT)

Dirtworks
561 SEVENTH AVENUE FLOOR 11
NEW YORK, NY 10018
(212) 589 2263

WER
901 WEST THIRD STREET
LITTLE ROCK, AR 72201
(501) 374 5300

CONSULTANTS

CIVIL ENGINEERS
CRAFTON TULL & ASSOCIATES, INC.
901 N. 47TH STREET, SUITE 400
ROGERS, AR 72756
(479) 636 4838

MEP ENGINEERS
INSIGHT ENGINEERING
322 S STATE STREET, STE 201
LITTLE ROCK, AR 72201
(501) 237 3077

STRUCTURAL ENGINEERS
ENFRA TME, LLC
BUILDING 2, 1 ALLIED DRIVE, STE 2600
LITTLE ROCK, AR 72202
(501) 666 6776

FOOD SERVICE CONSULTANT
MCKAY-LANE CONSULTING, LTD
1807 DODSON AVE
FT. SMITH, AR 72901
(479) 629 4572

ACOUSTICAL ENGINEERS
ACENTECH
620 W. GERMANTOWN PIKE, STE. 210
PLYMOUTH MEETING PA 19462
(215) 245 8244

PROJECT TITLE

CENTRAL HOUSE & GARDEN

BENTONVILLE, AR

PROJECT NUMBER: 31483

#	ISSUED FOR	DATE
	FINAL CD's	10/2/2026

KEY PLAN

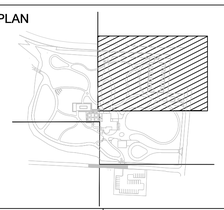

SIGN & SEAL

REGISTERED LANDSCAPE ARCHITECT
ALEX HART
License Number 712062
STATE OF ARKANSAS

DRAWN BY

CHECKED BY

SHEET TITLE

PLANTING PLAN - NORTH PLANTING AREAS

SHEET NUMBER

L-603

1 PLANTING PLAN - NORTH - TREES

1"=20'-0"

GENERAL LEGEND	
	BUILDING ACCESS
	BUILDING FOOTPRINT
	PROPERTY LINE
	MATCH LINE
	EXISTING TREE

PLANT LEGEND - NORTH		
SYMBOL	CODE	BOTANICAL NAME
TREES		
	AG	ACER GRISEUM
	AS	ACER SACCHARUM
	AH2	AESCULUS HIPPOCASTANUM
	AP2	AESCULUS PAVIA
	CA	CARPINUS CAROLINIANA 'AUTUMN FIRE'
	CO2	CASTANEA OZARKENSIS
	CE	CERCIS CANADENSIS
	CK	CLADRASTIS KENTUKEA
	CR	COTINUS COGGYGRIA 'ROYAL PURPLE'
	FG	FAGUS GRANDIFOLIA
	GS	GLEDITSIA TRIACANTHOS INERMIS 'SHADEMASTER'
	HC	HALESIA CAROLINA
	JE	JUNIPERUS VIRGINIANA
	LT	LIRIODENDRON TULIPIFERA
	MR	MAGNOLIA STELLATA 'ROYAL STAR'
	MS	MAGNOLIA VIRGINIANA
	NS	NYSSA SYLVATICA
	OA	OXYDENDRUM ARBOREUM
	PS	PINUS STROBUS
	QM	QUERCUS MUEHLENBERGII

Dirtworks
561 SEVENTH AVENUE FLOOR 11
NEW YORK, NY 10018
(212) 589 2263

WER
901 WEST THIRD STREET
LITTLE ROCK, AR 72201
(501) 374 5300

CONSULTANTS

CIVIL ENGINEERS
CRAFTON TULL & ASSOCIATES, INC.
901 N. 47TH STREET, SUITE 400
ROGERS, AR 72756
(479) 636 4838

MEP ENGINEERS
INSIGHT ENGINEERING
322 S STATE STREET, STE 201
LITTLE ROCK, AR 72201
(501) 237 3077

STRUCTURAL ENGINEERS
ENFRA TME, LLC
BUILDING 2, 1 ALLIED DRIVE, STE 2600
LITTLE ROCK, AR 72202
(501) 666 6776

FOOD SERVICE CONSULTANT
MCKAY-LANE CONSULTING, LTD
1807 DODSON AVE
FT. SMITH, AR 72901
(479) 629 4572

ACOUSTICAL ENGINEERS
ACENTECH
620 W. GERMANTOWN PIKE, STE. 210
PLYMOUTH MEETING PA 19462
(215) 245 8244

PROJECT TITLE

CENTRAL HOUSE & GARDEN

BENTONVILLE, AR

PROJECT NUMBER: 31483

#	ISSUED FOR	DATE
	FINAL CD's	10/2/2026

KEY PLAN

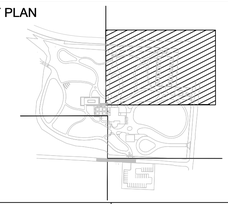

SIGN & SEAL

REGISTERED LANDSCAPE ARCHITECT
ALEX HART
License Number 712062
STATE OF ARKANSAS

DRAWN BY

CHECKED BY

SHEET TITLE

PLANTING PLAN - NORTH TREES

SHEET NUMBER

L-604

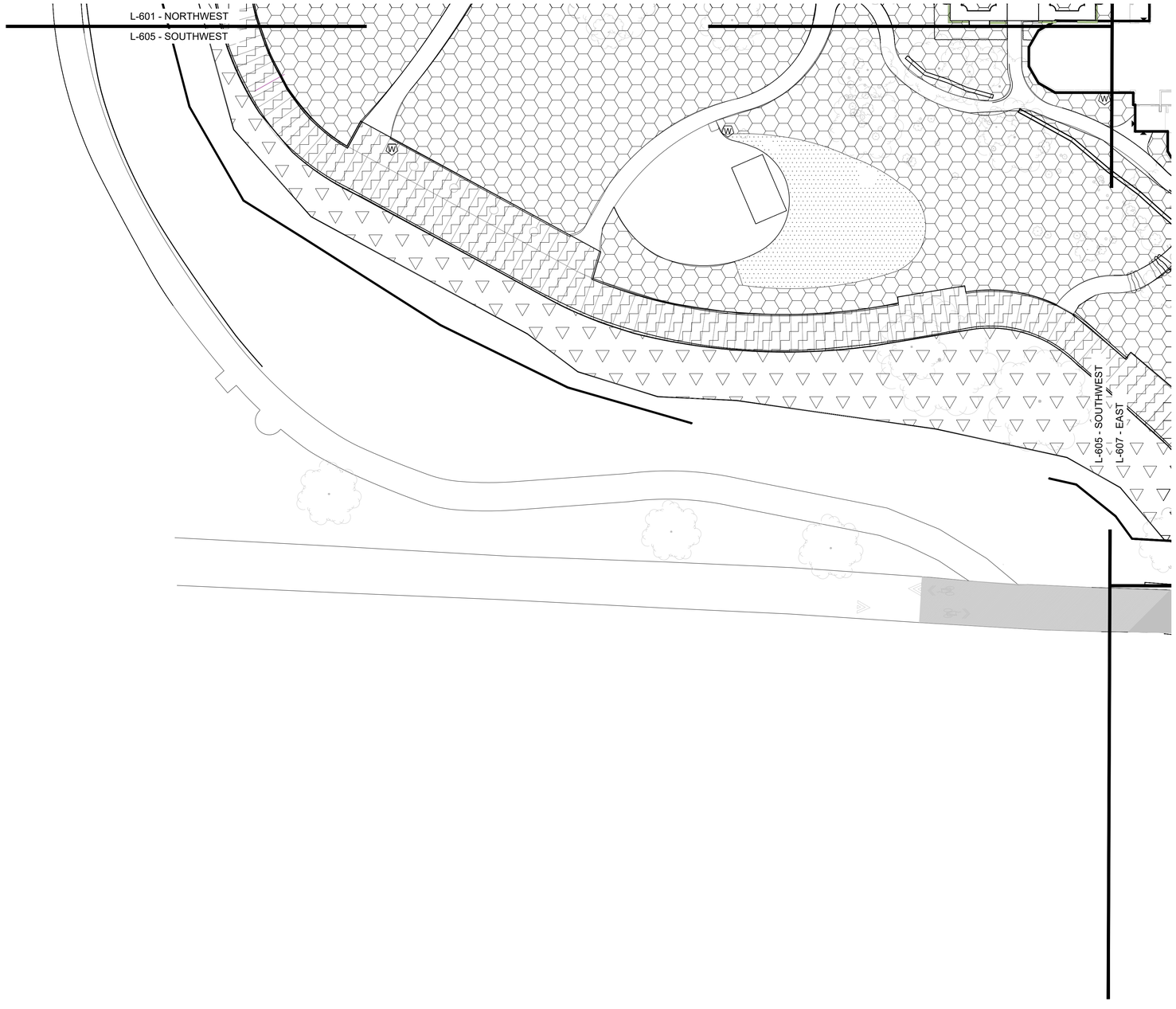

GENERAL LEGEND	
	BUILDING ACCESS
	BUILDING FOOTPRINT
	PROPERTY LINE
	MATCH LINE
	EXISTING TREE

PLANTING AREAS	
	MIXED PLANTS (PERENNIALS, SHRUBS, ANNUALS, BULBS. SEE ENLARGEMENT SERIES L-610-L-659)
	LAWN (SEE SPECIFICATION)
	RIPARIAN (SEE ENLARGEMENT SERIES L-610 - L-659)
	UNDER PLANTING AT BOARDWALK (ADD ALT)

1 PLANTING PLAN - SOUTHWEST - PLANTING AREAS

1"=20'-0"

0 20' 40'

1" = 20'-0"

N

Dirtworks
561 SEVENTH AVENUE FLOOR 11
NEW YORK, NY 10018
(212) 589 2263

WER
901 WEST THIRD STREET
LITTLE ROCK, AR 72201
(501) 374 5300

CONSULTANTS

CIVIL ENGINEERS
CRAFTON TULL & ASSOCIATES, INC.
901 N. 47TH STREET, SUITE 400
ROGERS, AR 72756
(479) 636 4838

MEP ENGINEERS
INSIGHT ENGINEERING
322 S STATE STREET, STE 201
LITTLE ROCK, AR 72201
(501) 237 3077

STRUCTURAL ENGINEERS
ENFRA TME, LLC
BUILDING 2, 1 ALLIED DRIVE, STE 2600
LITTLE ROCK, AR 72202
(501) 666 6776

FOOD SERVICE CONSULTANT
MCKAY-LANE CONSULTING, LTD
1807 DODSON AVE
FT. SMITH, AR 72901
(479) 629 4572

ACOUSTICAL ENGINEERS
ACENTECH
620 W. GERMANTOWN PIKE, STE. 210
PLYMOUTH MEETING PA 19462
(215) 245 8244

PROJECT TITLE

CENTRAL HOUSE & GARDEN

BENTONVILLE, AR

PROJECT NUMBER: 31483

#	ISSUED FOR	DATE
	FINAL CD's	10/2/2026

KEY PLAN

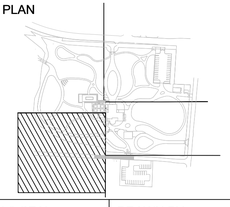

SIGN & SEAL

REGISTERED LANDSCAPE ARCHITECT
ALEX HART
License Number 712062
STATE OF ARKANSAS

DRAWN BY

CHECKED BY

SHEET TITLE

PLANTING PLAN - SOUTHWEST PLANTING

SHEET NUMBER

L-605

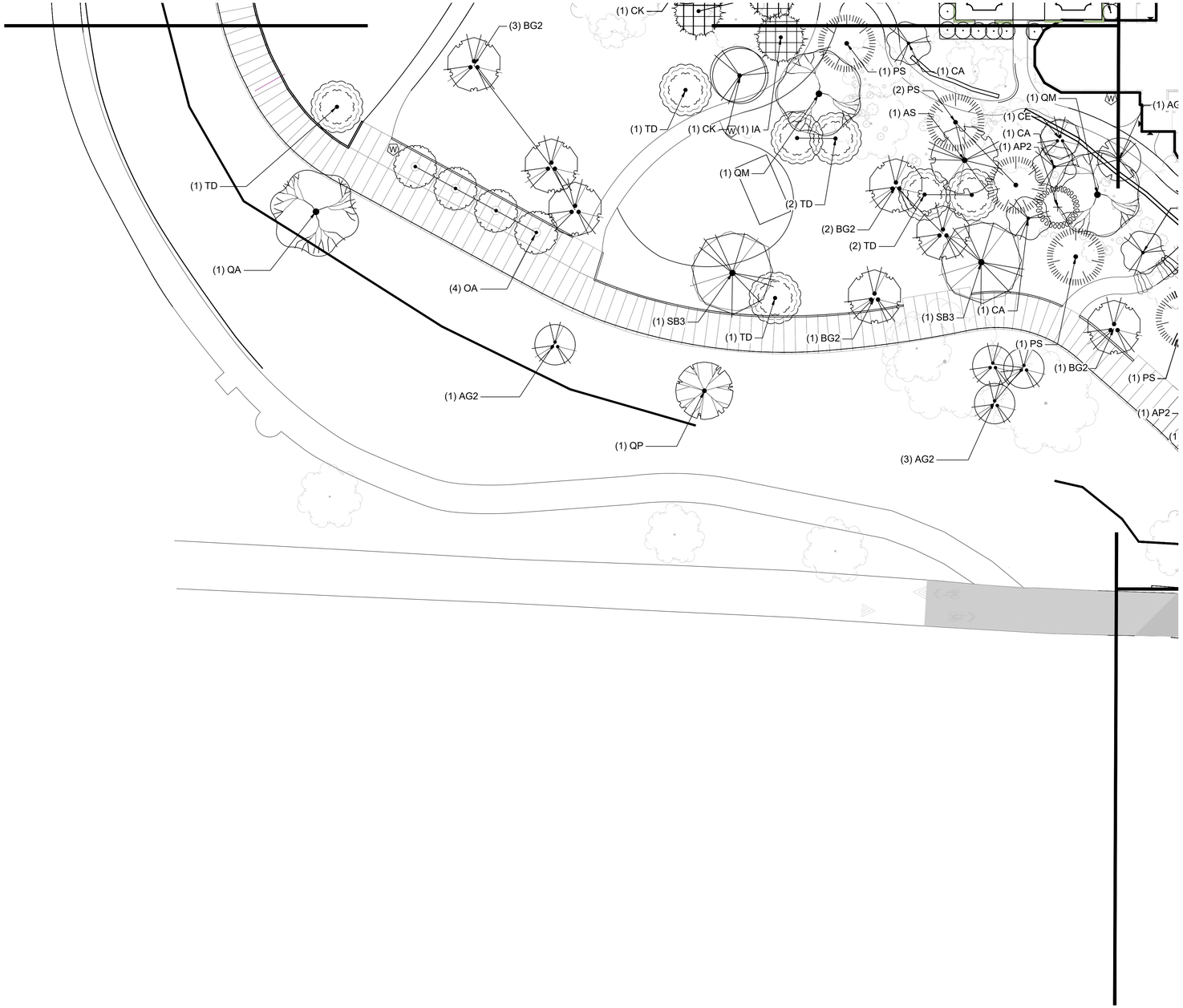

GENERAL LEGEND	
	BUILDING ACCESS
	BUILDING FOOTPRINT
	PROPERTY LINE
	MATCH LINE
	EXISTING TREE

PLANT LEGEND - SOUTHWEST		
SYMBOL	CODE	BOTANICAL NAME
TREES		
	AS	ACER SACCHARUM
	AP2	AESCULUS PAVIA
	BG2	BETULA NIGRA 'CULLY IMPROVED'
	CB3	CARPINUS BETULUS
	CA	CARPINUS CAROLINIANA 'AUTUMN FIRE'
	CK	CLADRASTIS KENTUKEA
	JE	JUNIPERUS VIRGINIANA
	OA	OXYDENDRUM ARBOREUM
	PS	PINUS STROBUS
	QM	QUERCUS MUEHLENBERGII
	SB3	SALIX BABYLONICA
	TD	TAXODIUM DISTICHUM

1 PLANTING PLAN - SOUTHWEST - TREES

1"=20'-0"

0 20' 40'

1" = 20'-0"

N

Dirtworks
561 SEVENTH AVENUE FLOOR 11
NEW YORK, NY 10018
(212) 589 2263

WER
901 WEST THIRD STREET
LITTLE ROCK, AR 72201
(501) 374 5300

CONSULTANTS

CIVIL ENGINEERS
CRAFTON TULL & ASSOCIATES, INC.
901 N. 47TH STREET, SUITE 400
ROGERS, AR 72756
(479) 636 4838

MEP ENGINEERS
INSIGHT ENGINEERING
322 S STATE STREET, STE 201
LITTLE ROCK, AR 72201
(501) 237 3077

STRUCTURAL ENGINEERS
ENFRA TME, LLC
BUILDING 2, 1 ALLIED DRIVE, STE 2600
LITTLE ROCK, AR 72202
(501) 666 6776

FOOD SERVICE CONSULTANT
MCKAY-LANE CONSULTING, LTD
1807 DODSON AVE
FT. SMITH, AR 72901
(479) 629 4572

ACOUSTICAL ENGINEERS
ACENTECH
620 W. GERMANTOWN PIKE, STE. 210
PLYMOUTH MEETING PA 19462
(215) 245 8244

PROJECT TITLE

CENTRAL HOUSE & GARDEN

BENTONVILLE, AR

PROJECT NUMBER: 31483

#	ISSUED FOR	DATE
	FINAL CD's	10/2/2026

KEY PLAN

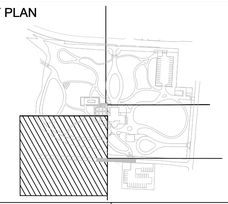

SIGN & SEAL

REGISTERED LANDSCAPE ARCHITECT
ALEX HART
License Number 712062
STATE OF ARKANSAS

DRAWN BY

CHECKED BY

SHEET TITLE

PLANTING PLAN - SOUTHWEST TREES

SHEET NUMBER

L-606

1 PLANTING PLAN - EAST - PLANTING AREAS

1"=20'-0"

0 20' 40'

1" = 20'-0"

N

GENERAL LEGEND	
	BUILDING ACCESS
	BUILDING FOOTPRINT
	PROPERTY LINE
	MATCH LINE
	EXISTING TREE

PLANTING AREAS	
	MIXED PLANTS (PERENNIALS, SHRUBS, ANNUALS, BULBS. SEE ENLARGEMENT SERIES L-610-L-659)
	LAWN (SEE SPECIFICATION)
	RIPARIAN (SEE ENLARGEMENT SERIES L-610 - L-659)
	UNDER PLANTING AT BOARDWALK (ADD ALT)

Dirtworks
561 SEVENTH AVENUE FLOOR 11
NEW YORK, NY 10018
(212) 589 2263

WER
901 WEST THIRD STREET
LITTLE ROCK, AR 72201
(501) 374 5300

CONSULTANTS

CIVIL ENGINEERS
CRAFTON TULL & ASSOCIATES, INC.
901 N. 47TH STREET, SUITE 400
ROGERS, AR 72756
(479) 636 4838

MEP ENGINEERS
INSIGHT ENGINEERING
322 S STATE STREET, STE 201
LITTLE ROCK, AR 72201
(501) 237 3077

STRUCTURAL ENGINEERS
ENFRA TME, LLC
BUILDING 2, 1 ALLIED DRIVE, STE 2600
LITTLE ROCK, AR 72202
(501) 666 6776

FOOD SERVICE CONSULTANT
MCKAY-LANE CONSULTING, LTD
1807 DODSON AVE
FT. SMITH, AR 72901
(479) 629 4572

ACOUSTICAL ENGINEERS
ACENTECH
620 W. GERMANTOWN PIKE, STE. 210
PLYMOUTH MEETING PA 19462
(215) 245 8244

PROJECT TITLE

CENTRAL HOUSE & GARDEN

BENTONVILLE, AR

PROJECT NUMBER: 31483

#	ISSUED FOR	DATE
	FINAL CD's	10/2/2026

KEY PLAN

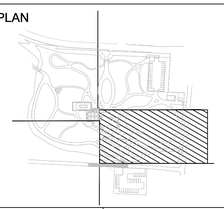

SIGN & SEAL

REGISTERED LANDSCAPE ARCHITECT
ALEX HART
License Number 712062
STATE OF ARKANSAS

DRAWN BY

CHECKED BY

SHEET TITLE

PLANTING PLAN - EAST PLANTING AREA

SHEET NUMBER

L-607

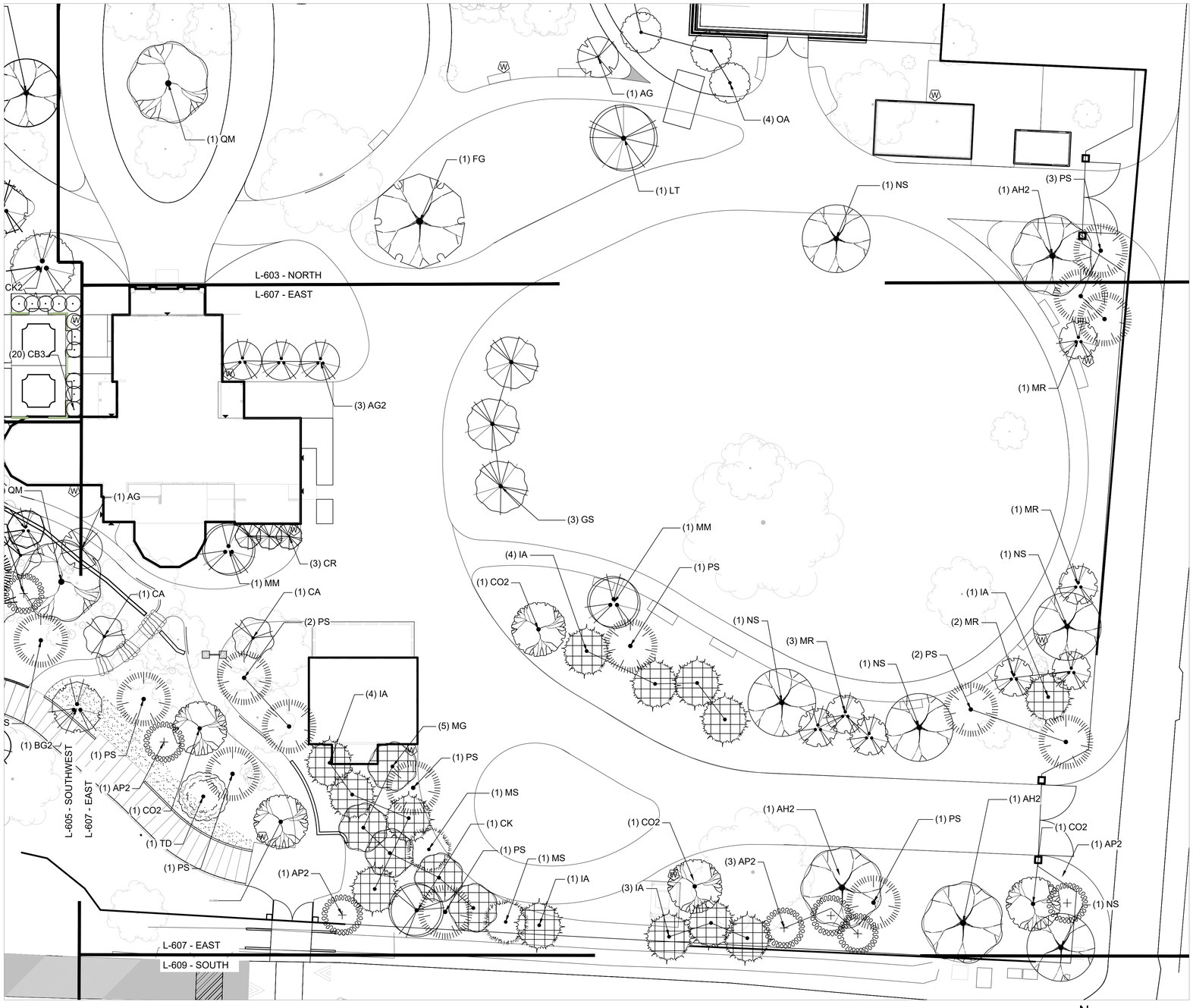

1 PLANTING PLAN - EAST - TREES

1"=20'-0"

0 20' 40'

1" = 20'-0"

N

GENERAL LEGEND	
	BUILDING ACCESS
	BUILDING FOOTPRINT
	PROPERTY LINE
	MATCH LINE
	EXISTING TREE

PLANT LEGEND - EAST		
SYMBOL	CODE	BOTANICAL NAME
TREES		
	AH2	AESCULUS HIPPOCASTANUM
	AP2	AESCULUS PAVIA
	AG2	AMELANCHIER X GRANDIFLORA 'AUTUMN BRILLIANCE'
	CA	CARPINUS CAROLINIANA 'AUTUMN FIRE'
	CO2	CASTANEA OZARKENSIS
	CK	CLADRASTIS KENTUKEA
	CR	COTINUS COGGYGRIA 'ROYAL PURPLE'
	GS	GLEDITSIA TRIACANTHOS INERMIS 'SHADEMASTER'
	JE	JUNIPERUS VIRGINIANA
	LT	LIRIODENDRON TULIPIFERA
	MG	MAGNOLIA GRANDIFLORA
	MR	MAGNOLIA STELLATA 'ROYAL STAR'
	MS	MAGNOLIA VIRGINIANA
	MM	MAGNOLIA X SOULANGEANA
	NS	NYSSA SYLVATICA
	PS	PINUS STROBUS
	TD	TAXODIUM DISTICHUM

Dirtworks
561 SEVENTH AVENUE FLOOR 11
NEW YORK, NY 10018
(212) 589 2263

WER
901 WEST THIRD STREET
LITTLE ROCK, AR 72201
(501) 374 5300

CONSULTANTS

CIVIL ENGINEERS
CRAFTON TULL & ASSOCIATES, INC.
901 N. 47TH STREET, SUITE 400
ROGERS, AR 72756
(479) 636 4838

MEP ENGINEERS
INSIGHT ENGINEERING
322 S STATE STREET, STE 201
LITTLE ROCK, AR 72201
(501) 237 3077

STRUCTURAL ENGINEERS
ENFRA TME, LLC
BUILDING 2, 1 ALLIED DRIVE, STE 2600
LITTLE ROCK, AR 72202
(501) 666 6776

FOOD SERVICE CONSULTANT
MCKAY-LANE CONSULTING, LTD
1807 DODSON AVE
FT. SMITH, AR 72901
(479) 629 4572

ACOUSTICAL ENGINEERS
ACENTECH
620 W. GERMANTOWN PIKE, STE. 210
PLYMOUTH MEETING PA 19462
(215) 245 8244

PROJECT TITLE

CENTRAL HOUSE & GARDEN

BENTONVILLE, AR

PROJECT NUMBER: 31483

#	ISSUED FOR	DATE
	FINAL CD's	10/2/2026

KEY PLAN

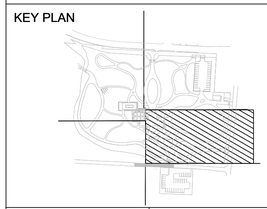

SIGN & SEAL

REGISTERED LANDSCAPE ARCHITECT
ALEX HART
License Number 712062
STATE OF ARKANSAS

DRAWN BY

CHECKED BY

SHEET TITLE

PLANTING PLAN - EAST TREES

SHEET NUMBER

L-608

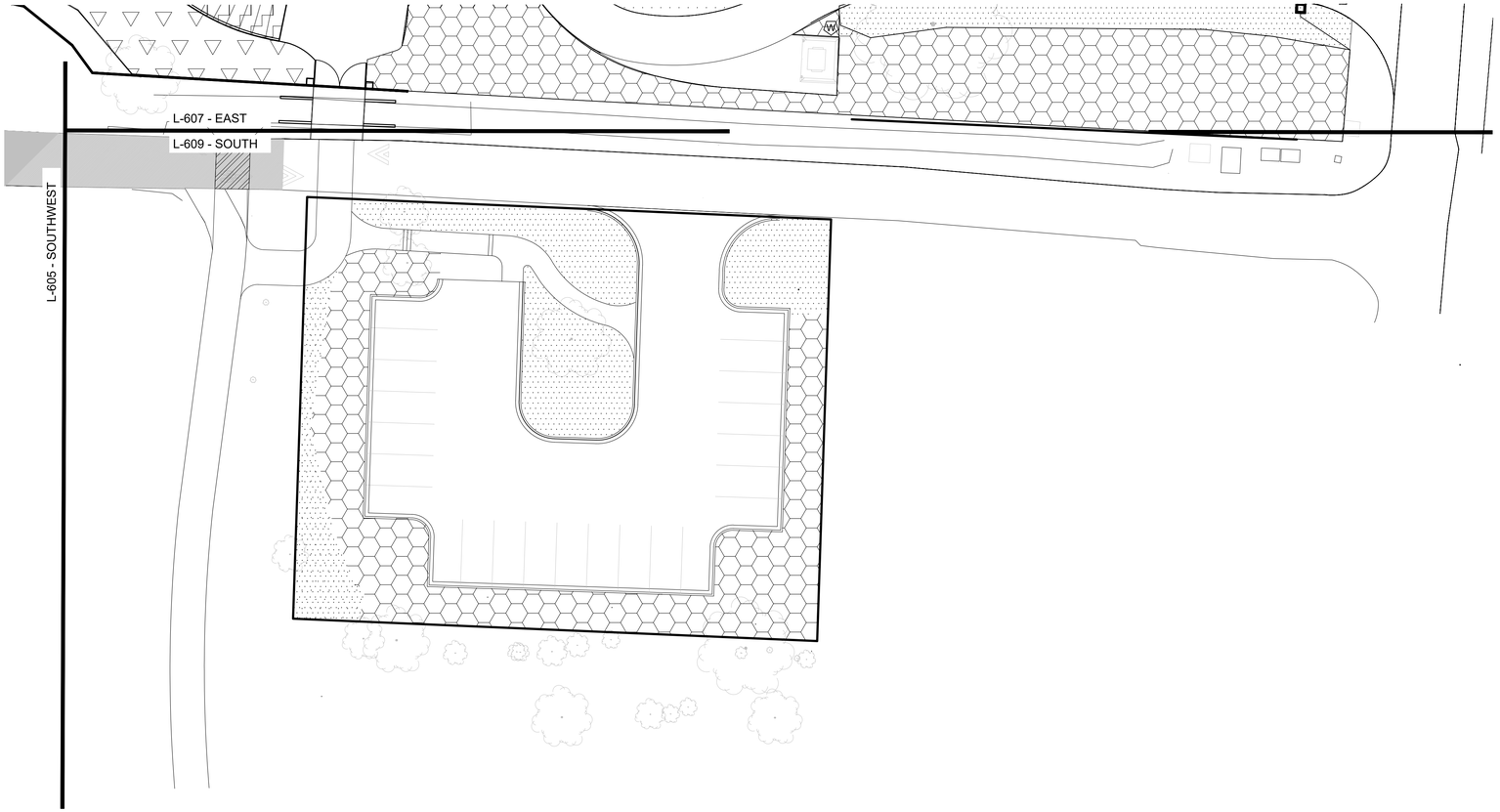

GENERAL LEGEND	
▲	BUILDING ACCESS
	BUILDING FOOTPRINT
	PROPERTY LINE
	MATCH LINE
	EXISTING TREE

PLANTING AREAS	
	MIXED PLANTS (PERENNIALS, SHRUBS, ANNUALS, BULBS. SEE ENLARGEMENT SERIES L-610-L-659)
	LAWN (SEE SPECIFICATION)
	RIPARIAN (SEE ENLARGEMENT SERIES L-610 - L-659)
	UNDER PLANTING AT BOARDWALK (ADD ALT)

1 PLANTING PLAN - SOUTH - PLANTING AREAS
1"=20'-0"

0 20' 40' N
1" = 20'-0"

Dirtworks
561 SEVENTH AVENUE FLOOR 11
NEW YORK, NY 10018
(212) 589 2263

WER
901 WEST THIRD STREET
LITTLE ROCK, AR 72201
(501) 374 5300

CONSULTANTS

CIVIL ENGINEERS
CRAFTON TULL & ASSOCIATES, INC.
901 N. 47TH STREET, SUITE 400
ROGERS, AR 72756
(479) 636 4838

MEP ENGINEERS
INSIGHT ENGINEERING
322 S STATE STREET, STE 201
LITTLE ROCK, AR 72201
(501) 237 3077

STRUCTURAL ENGINEERS
ENFRA TME, LLC
BUILDING 2, 1 ALLIED DRIVE, STE 2600
LITTLE ROCK, AR 72202
(501) 666 6776

FOOD SERVICE CONSULTANT
MCKAY-LANE CONSULTING, LTD
1807 DODSON AVE
FT. SMITH, AR 72901
(479) 629 4572

ACOUSTICAL ENGINEERS
ACENTECH
620 W. GERMANTOWN PIKE, STE. 210
PLYMOUTH MEETING PA 19462
(215) 245 8244

PROJECT TITLE

CENTRAL HOUSE & GARDEN
BENTONVILLE, AR

PROJECT NUMBER: 31483

#	ISSUED FOR	DATE
	FINAL CD's	10/2/2026

KEY PLAN

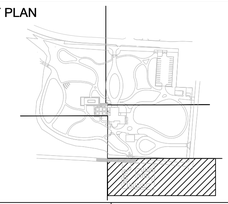

SIGN & SEAL

REGISTERED LANDSCAPE ARCHITECT
ALEX HART
License Number 712062
STATE OF ARKANSAS

DRAWN BY

CHECKED BY

SHEET TITLE

PLANTING PLAN - SOUTH

SHEET NUMBER

L-609

PLANT SCHEDULE

SYMBOL	CODE	BOTANICAL NAME	COMMON NAME	SIZE	CONTAINER		QTY	REMARKS
TREES								
	AG	ACER GRISEUM	PAPERBARK MAPLE	4" CAL.	B&B		2	MULTISTEM. SPECIMEN QUALITY.
	AS	ACER SACCHARUM	SUGAR MAPLE	3 1/2" CAL	B&B		5	STRONG CENTRAL LEADER.
	AH2	AESCULUS HIPPOCASTANUM	EUROPEAN HORSECHESTNUT	3" CAL.	B&B		8	STRONG CENTRAL LEADER.
	AP2	AESCULUS PAVIA	RED BUCKEYE	6-8' HT	B&B		12	TREE FORM, SINGLE AND MULTISTEM BOTH ACCEPTABLE.
	AG2	AMELANCHIER X GRANDIFLORA 'AUTUMN BRILLIANCE'	AUTUMN BRILLIANCE APPLE SERVICEBERRY	6-8' HT	B&B		13	MULTISTEM
	BG2	BETULA NIGRA 'CULLY IMPROVED'	HERITAGE® IMPROVED RIVER BIRCH MULTI-TRUNK	8-10` HT	B&B		12	MULTISTEM.
	CB3	CARPINUS BETULUS	EUROPEAN HORNBEAM	6-8' HT	B&B		28	FULLY GROWN AND SHAPED HEDGES, SIZED TO FILL SPACE SHOWN - APPROXIAMTELY 6' X 6' SQUARE.
	CA	CARPINUS CAROLINIANA 'AUTUMN FIRE'	AUTUMN FIRE AMERICAN HORNBEAM	2.5" CAL.	B&B		13	
	CO2	CASTANEA OZARKENSIS	OZARK CHINQUAPIN	2.5" CAL.	B&B		6	COORDINATE AVAILABILITY WITH LANDSCAPE ARCHITECT AS NEEDED.
	CE	CERCIS CANADENSIS	EASTERN REDBUD MULTI-TRUNK	8-10` HT	B&B		17	MULTISTEM.
	CK	CLADRASTIS KENTUKEA	AMERICAN YELLOWWOOD	2" CAL.	B&B		10	
	CK2	CORNUS KOUSA	KOUSA DOGWOOD	12` HT.	B&B		2	SPECIMEN QUALITY, BRANCHED LOW OR MULTISTEM.
	CR	COTINUS COGGYGRIA 'ROYAL PURPLE'	ROYAL PURPLE SMOKE TREE	6-8' HT	B&B		7	MULTISTEM.
	FG	FAGUS GRANDIFOLIA	AMERICAN BEECH	6" CAL.	B&B		2	SPECIMEN QUALITY, WELL BRANCHED WITH BALANCED HABIT.
	GS	GLEDITSIA TRIACANTHOS INERMIS 'SHADEMASTER'	SHADEMASTER HONEY LOCUST	3 1/2" CAL			6	STRONG CENTRAL LEADER.
	HC	HALESIA CAROLINA	SILVERBELL	10-12' HT	B&B		4	TREE FORM, SINGLE LEADER.
	IA	ILEX OPACA	AMERICAN HOLLY	10-12' HT	B&B		20	'GREENLEAF' AND JERSEY KNIGHT ACCEPTABLE CULTIVARS. 1/3 MALE, 2/3 FEMALE.
	LT	LIRIODENDRON TULIPIFERA	TULIP POPLAR	6" CAL.	B&B		3	SPECIMEN QUALITY, STRONG CENTRAL LEADER.
	MG	MAGNOLIA GRANDIFLORA	SOUTHERN MAGNOLIA	10-12' HT	B&B		5	
	MR	MAGNOLIA STELLATA 'ROYAL STAR'	ROYAL STAR MAGNOLIA	6-8' HT	B&B		14	MULTISTEM.
	MS	MAGNOLIA VIRGINIANA	SWEETBAY MAGNOLIA	8-10` HT	B&B		5	

NOTE: LANDSCAPE ARCHITECT TO TAG ALL TREES AT NURSERY UNLESS OTHERWISE COORDINATED.

Dirtworks
561 SEVENTH AVENUE FLOOR 11
NEW YORK, NY 10018
(212) 589 2263

WER
901 WEST THIRD STREET
LITTLE ROCK, AR 72201
(501) 374 5300

CONSULTANTS

CIVIL ENGINEERS
CRAFTON TULL & ASSOCIATES, INC.
901 N. 47TH STREET, SUITE 400
ROGERS, AR 72756
(479) 636 4838

MEP ENGINEERS
INSIGHT ENGINEERING
322 S STATE STREET, STE 201
LITTLE ROCK, AR 72201
(501) 237 3077

STRUCTURAL ENGINEERS
ENFRA TME, LLC
BUILDING 2, 1 ALLIED DRIVE, STE 2600
LITTLE ROCK, AR 72202
(501) 666 6776

FOOD SERVICE CONSULTANT
MCKAY-LANE CONSULTING, LTD
1807 DODSON AVE
FT. SMITH, AR 72901
(479) 629 4572

ACOUSTICAL ENGINEERS
ACENTECH
620 W. GERMANTOWN PIKE, STE. 210
PLYMOUTH MEETING PA 19462
(215) 245 8244

PROJECT TITLE

CENTRAL HOUSE & GARDEN

BENTONVILLE, AR

PROJECT NUMBER: 31483

#	ISSUED FOR	DATE
	FINAL CD's	10/2/2026

KEY PLAN

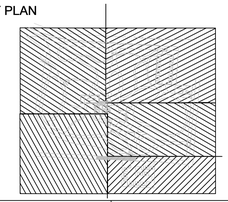

SIGN & SEAL

DRAWN BY

CHECKED BY

SHEET TITLE

PLANTING PLAN - SCHEDULE 1 OF 7

SHEET NUMBER

L-610.0

	MM	MAGNOLIA X SOULANGEANA	SAUCER MAGNOLIA MULTI-TRUNK	8-10` HT	B&B		5	MULTISTEM.
	NS	NYSSA SYLVATICA	TUPELO	4" CAL.	B&B		9	SPECIMEN QUALITY, STRONG CENTRAL LEADER.
	OA	OXYDENDRUM ARBOREUM	SOURWOOD TREE	2" CAL.	B&B		16	STRONG CENTRAL LEADER.
	PS	PINUS STROBUS	WHITE PINE	8-10` HT	B&B		22	
	QA	QUERCUS ALBA	WHITE OAK	2" CAL.	B&B		2	
	QM	QUERCUS MUEHLENBERGII	CHINKAPIN OAK	4" CAL.	B&B		6	AT LEAST 3 MUST BE SPECIMEN QUALITY. COORDINATED AVAILABILITY WITH LANDSCAPE ARCHITECT AS NEEDED.
	QP	QUERCUS PHELLOS	WILLOW OAK	2" CAL.	B&B		2	
	SB3	SALIX BABYLONICA	WEEPING WILLOW	8-10" CAL.	B&B		3	SPECIMEN QUALITY.
	TD	TAXODIUM DISTICHUM	BALD CYPRESS	8-10` HT	B&B		11	
SYMBOL	CODE	BOTANICAL NAME	COMMON NAME	SIZE	CONTAINER	SPACING	QTY	REMARKS
GROUND COVERS								
	PA5	PLATYCODON GRANDIFLORUS	BALLOON FLOWER	FLAT	FLAT	9" o.c.	1,571	25% 'ASTRA BLUE,' 25% 'ASTRA SEMI-DOUBLE WHITE,' 50% 'ASTRA PINK'
	RM2	RIPARIAN UPLAND SEED MIX		SEED			5,757 SF	SEE SPECIFICATIONS
	SA	SEASONAL ANNUALS	SEASONAL ANNUALS	FLAT	FLAT	6" o.c.	10,843	
	TS	TURF SEED		SEED			84,630 SF	SOD TO BE USED IF CONSTRUCTION PHASING DOES NOT ALLOW FOR FULL LAWN ESTABLISHMENT BY SUBSTANTIAL COMPLETION.
	TE	VARIOUS BULBS	VARIOUS BULBS	BULB	BULB	6" o.c.	3,650	SEE SPECIFICATIONS FOR SPECIES

NOTE: LANDSCAPE ARCHITECT TO TAG ALL TREES AT NURSERY UNLESS OTHERWISE COORDINATED.

Dirtworks
561 SEVENTH AVENUE FLOOR 11
NEW YORK, NY 10018
(212) 589 2263

WER
901 WEST THIRD STREET
LITTLE ROCK, AR 72201
(501) 374 5300

CONSULTANTS

CIVIL ENGINEERS
CRAFTON TULL & ASSOCIATES, INC.
901 N. 47TH STREET, SUITE 400
ROGERS, AR 72756
(479) 636 4838

MEP ENGINEERS
INSIGHT ENGINEERING
322 S STATE STREET, STE 201
LITTLE ROCK, AR 72201
(501) 237 3077

STRUCTURAL ENGINEERS
ENFRA TME, LLC
BUILDING 2, 1 ALLIED DRIVE, STE 2600
LITTLE ROCK, AR 72202
(501) 666 6776

FOOD SERVICE CONSULTANT
MCKAY-LANE CONSULTING, LTD
1807 DODSON AVE
FT. SMITH, AR 72901
(479) 629 4572

ACOUSTICAL ENGINEERS
ACENTECH
620 W. GERMANTOWN PIKE, STE. 210
PLYMOUTH MEETING PA 19462
(215) 245 8244

PROJECT TITLE

CENTRAL HOUSE & GARDEN

BENTONVILLE, AR

PROJECT NUMBER: 31483

#	ISSUED FOR	DATE
	FINAL CD's	10/2/2026

KEY PLAN

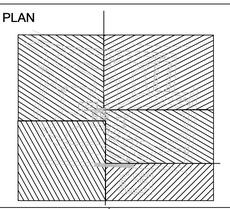

SIGN & SEAL

REGISTERED LANDSCAPE ARCHITECT
ALEX HART
License Number 712062
STATE OF ARKANSAS

DRAWN BY

CHECKED BY

SHEET TITLE

PLANTING PLAN - SCHEDULE 2 OF 7

SHEET NUMBER

L-610.1

SYMBOL	CODE	BOTANICAL NAME	COMMON NAME	SIZE	CONTAINER	QTY	REMARKS
SHRUBS							
	AK	ABELIA X GRANDIFLORA 'KALEIDOSCOPE'	KALEIDOSCOPE GLOSSY ABELIA	3 GAL.	CONT.	11	
	AP	AESCULUS PARVIFLORA	BOTTLEBRUSH BUCKEYE	5 GAL.	CONT.	165	
	BD	BUDDLEJA DAVIDII	BUTTERFLY BUSH	5 GAL.	CONT.	156	
	CA2	CALLICARPA AMERICANA	AMERICAN BEAUTYBERRY	3 GAL.	CONT.	128	
	CO	CEPHALANTHUS OCCIDENTALIS	BUTTONBUSH	5 GAL.	CONT.	31	
	CA3	CLETHRA ALNIFOLIA	SUMMERSWEET	7 GAL.	CONT.	6	
	CC2	CLETHRA ALNIFOLIA 'COMPACTA'	COMPACT SUMMERSWEET	3 GAL.	CONT.	47	
	CH	CLETHRA ALNIFOLIA 'HUMMINGBIRD'	HUMMINGBIRD SUMMERSWEET	5 GAL.	CONT.	12	
	CR2	CLETHRA ALNIFOLIA 'RUBY SPICE'	RUBY SPICE SUMMERSWEET	5 GAL.	CONT.	12	
	CG	CORNUS RACEMOSA	GRAY DOGWOOD	7 GAL.	CONT.	16	
	DN	DEUTZIA GRACILIS 'NIKKO'	NIKKO DEUTZIA	5 GAL.	CONT.	10	
	DX	DEUTZIA X 'LOW 18'	RASPBERRY SUNDAE DEUTZIA	3 GAL.	CONT.	10	
	FG2	FOTHERGILLA GARDENII	DWARF FOTHERGILLA	7 GAL.	CONT.	141	
	HD	HALESIA DIPTERA	TWO-WINGED SILVERBELL	6` HT	B&B	7	

Dirtworks
561 SEVENTH AVENUE FLOOR 11
NEW YORK, NY 10018
(212) 589 2263

WER
901 WEST THIRD STREET
LITTLE ROCK, AR 72201
(501) 374 5300

CONSULTANTS

CIVIL ENGINEERS
CRAFTON TULL & ASSOCIATES, INC.
901 N. 47TH STREET, SUITE 400
ROGERS, AR 72756
(479) 636 4838

MEP ENGINEERS
INSIGHT ENGINEERING
322 S STATE STREET, STE 201
LITTLE ROCK, AR 72201
(501) 237 3077

STRUCTURAL ENGINEERS
ENFRA TME, LLC
BUILDING 2, 1 ALLIED DRIVE, STE 2600
LITTLE ROCK, AR 72202
(501) 666 6776

FOOD SERVICE CONSULTANT
MCKAY-LANE CONSULTING, LTD
1807 DODSON AVE
FT. SMITH, AR 72901
(479) 629 4572

ACOUSTICAL ENGINEERS
ACENTECH
620 W. GERMANTOWN PIKE, STE. 210
PLYMOUTH MEETING PA 19462
(215) 245 8244

PROJECT TITLE

CENTRAL HOUSE & GARDEN

BENTONVILLE, AR

PROJECT NUMBER: 31483

#	ISSUED FOR	DATE
	FINAL CD's	10/2/2026

KEY PLAN

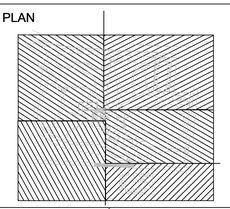

SIGN & SEAL

REGISTERED LANDSCAPE ARCHITECT
ALEX HART
License Number 712062
STATE OF ARKANSAS

DRAWN BY

CHECKED BY

SHEET TITLE

PLANTING PLAN - SCHEDULE 3 OF 7

SHEET NUMBER

L-610.2

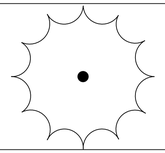	HS	HAMAMELIS VERNALIS	OZARK WITCHHAZEL	7 GAL.	CONT.	123	
	HA	HYDRANGEA ANOMALA PETIOLARIS	CLIMBING HYDRANGEA	7 GAL.	CONT.	31	WELL-ESTABLISHED, MIN. 6-8' HIGH. TRAIN ON ADJACENT TRELLISES OR WALLS AS SHOWN.
	HA3	HYDRANGEA ARBORESCENS 'ANNABELLE'	ANNABELLE HYDRANGEA	5 GAL.	CONT.	6	
	HE2	HYDRANGEA MACROPHYLLA 'BAILMER'	ENDLESS SUMMER® THE ORIGINAL HYDRANGEA	5 GAL.	CONT.	5	
	HP	HYDRANGEA PANICULATA	PANICLE HYDRANGEA	5 GAL.	CONT.	97	
	HB	HYDRANGEA PANICULATA 'ILVOBO'	BOBO® PANICLE HYDRANGEA	5 GAL.	CONT.	19	
	HP5	HYDRANGEA PANICULATA 'PHANTOM'	PHANTOM PANICLE HYDRANGEA	5` HT.		1	TREE FORM
	HO2	HYDRANGEA QUERCIFOLIA 'SNOW QUEEN'	SNOW QUEEN OAKLEAF HYDRANGEA	7 GAL.	CONT.	57	
	HE3	HYDRANGEA SERRATA 'SMNHSDD'	TUFF STUFF AH-HA® HYDRANGEA	5 GAL.	CONT.	16	
	HA2	HYDRANGEA SERRATA 'SMNHSI'	LET'S DANCE CAN DO!® HYDRANGEA	5 GAL.	CONT.	15	
	HP4	HYPERICUM PROLIFICUM	SHRUBBY ST. JOHN'S WORT	3 GAL.	CONT.	58	
	IJ	ILEX CRENATA	JAPANESE HOLLY	5 GAL.	CONT.	13	
	ID	ILEX CRENATA 'DWARF PAGODA'	DWARF PAGODA JAPANESE HOLLY	5 GAL.	CONT.	128	
	II	ILEX GLABRA 'COMPACTA'	COMPACT INKBERRY	5 GAL.	CONT.	78	
	IV	ITEA VIRGINICA 'HENRY'S GARNET'	HENRY'S GARNET SWEETSPIRE	5 GAL.	CONT.	127	
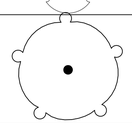	LB	LINDERA BENZOIN	SPICEBUSH	7 GAL.	CONT.	91	
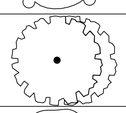	PW	PHILADELPHUS LEWISII	WILD MOCK ORANGE	5` HT.	B&B	27	'PEARLS OF PERFUME'
	PV	PHILADELPHUS X VIRGINALIS	MOCK ORANGE	5` HT.	B&B	12	
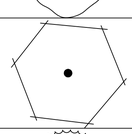	PN	PHYSOCARPUS OPULIFOLIUS	NINEBARK	5` HT.	B&B	86	
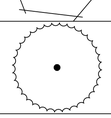	PM2	PHYSOCARPUS OPULIFOLIUS 'MINDIA'	COPPERTINA® NINEBARK	6` HT	B&B	23	

Dirtworks
561 SEVENTH AVENUE FLOOR 11
NEW YORK, NY 10018
(212) 589 2263

WER
901 WEST THIRD STREET
LITTLE ROCK, AR 72201
(501) 374 5300

CONSULTANTS

CIVIL ENGINEERS
CRAFTON TULL & ASSOCIATES, INC.
901 N. 47TH STREET, SUITE 400
ROGERS, AR 72756
(479) 636 4838

MEP ENGINEERS
INSIGHT ENGINEERING
322 S STATE STREET, STE 201
LITTLE ROCK, AR 72201
(501) 237 3077

STRUCTURAL ENGINEERS
ENFRA TME, LLC
BUILDING 2, 1 ALLIED DRIVE, STE 2600
LITTLE ROCK, AR 72202
(501) 666 6776

FOOD SERVICE CONSULTANT
MCKAY-LANE CONSULTING, LTD
1807 DODSON AVE
FT. SMITH, AR 72901
(479) 629 4572

ACOUSTICAL ENGINEERS
ACENTECH
620 W. GERMANTOWN PIKE, STE. 210
PLYMOUTH MEETING PA 19462
(215) 245 8244

PROJECT TITLE

CENTRAL HOUSE & GARDEN

BENTONVILLE, AR

PROJECT NUMBER: 31483

#	ISSUED FOR	DATE
	FINAL CD's	10/2/2026

KEY PLAN

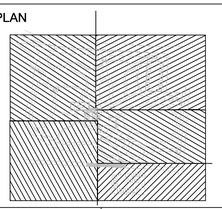

SIGN & SEAL

DRAWN BY

CHECKED BY

SHEET TITLE

PLANTING PLAN - SCHEDULE 4 OF 7

SHEET NUMBER

L-610.3

	PB	PINUS STROBUS 'BLUE SHAG'	BLUE SHAG WHITE PINE	3` HT.	CONT.	88	
	PO	PRUNUS LAUROCERASUS 'OTTO LUYKEN'	OTTO LUYKEN ENGLISH LAUREL	5 GAL.	CONT.	110	
	PS2	PRUNUS LAUROCERASUS 'SCHIPKAENSIS'	SCHIPKA ENGLISH LAUREL	7 GAL.	CONT.	63	
	RL	RHODODENDRON LUTEUM	YELLOW AZALEA	7 GAL.	CONT.	53	
	RP2	RHODODENDRON PERICLYMENOIDES	PINXTERBLOOM AZALEA	6` HT	B&B	48	
	RC	RHODODENDRON X 'CONLEE'	AUTUMN AMETHYST® ENCORE® AZALEA	7 GAL.	CONT.	5	
	AG3	RHODODENDRON X 'GEORGE L. TABER'	GEORGE L. TABER SOUTHERN INDICA AZALEA	6` HT	B&B	8	
	RA	RHUS AROMATICA	FRAGRANT SUMAC	3 GAL.	CONT.	167	
	SS2	SPIRAEA JAPONICA 'LITTLE PRINCESS'	LITTLE PRINCESS JAPANESE SPIREA	3 GAL.	CONT.	59	
	VC	VIBURNUM CARLESII	KOREANSPICE VIBURNUM	7 GAL.	CONT.	27	
	VD	VIBURNUM PLICATUM TOMENTOSUM	DOUBLEFILE VIBURNUM	7 GAL.	CONT.	17	
	VB2	VIBURNUM PRUNIFOLIUM	BLACKHAW VIBURNUM	7 GAL.	CONT.	29	
	VX	VIBURNUM X BURKWOODII 'DUVONE'	AMERICAN SPICE™ VIBURNUM	7 GAL.	CONT.	135	
BULBS							
	IG2	IRIS X 'BEAR'S EARS'	BEAR'S EARS DWARF BEARDED IRIS	BULB	BULB	74	
	IX	IRIS X GERMANICA 'BLACK IS BLACK'	BLACK IS BLACK GERMAN IRIS	BULB	BULB	459	
	IG3	IRIS X GERMANICA 'PURPLE SERENADE'	PURPLE SERENADE GERMAN IRIS	BULB	BULB	65	
	LX	LILIUM X 'BLACK BEAUTY'	BLACK BEAUTY HYBRID LILY	BULB	BULB	16	
	TL	TULIPA X 'QUEEN OF THE NIGHT'	QUEEN OF THE NIGHT TULIP	BULB	BULB	123	
PERENNIALS							
	AS4	ACHILLEA MILLEFOLIUM 'SUMMER BERRIES'	SUMMER BERRIES MIX COMMON YARROW	3 GAL.	CONT.	168	
	AN	ALCEA ROSEA 'NIGRA'	BLACK HOLLYHOCK	1 GAL.	CONT.	20	
	AH3	AMSONIA HUBRICHTII	ARKANSAS BLUESTAR	3 GAL.	CONT.	504	
	AB	AMSONIA X 'BLUE ICE'	BLUE ICE BLUESTAR	1 GAL.	CONT.	368	

Dirtworks
561 SEVENTH AVENUE FLOOR 11
NEW YORK, NY 10018
(212) 589 2263

WER
901 WEST THIRD STREET
LITTLE ROCK, AR 72201
(501) 374 5300

CONSULTANTS

CIVIL ENGINEERS
CRAFTON TULL & ASSOCIATES, INC.
901 N. 47TH STREET, SUITE 400
ROGERS, AR 72756
(479) 636 4838

MEP ENGINEERS
INSIGHT ENGINEERING
322 S STATE STREET, STE 201
LITTLE ROCK, AR 72201
(501) 237 3077

STRUCTURAL ENGINEERS
ENFRA TME, LLC
BUILDING 2, 1 ALLIED DRIVE, STE 2600
LITTLE ROCK, AR 72202
(501) 666 6776

FOOD SERVICE CONSULTANT
MCKAY-LANE CONSULTING, LTD
1807 DODSON AVE
FT. SMITH, AR 72901
(479) 629 4572

ACOUSTICAL ENGINEERS
ACENTECH
620 W. GERMANTOWN PIKE, STE. 210
PLYMOUTH MEETING PA 19462
(215) 245 8244

PROJECT TITLE

CENTRAL HOUSE & GARDEN

BENTONVILLE, AR

PROJECT NUMBER: 31483

#	ISSUED FOR	DATE
	FINAL CD's	10/2/2026

KEY PLAN

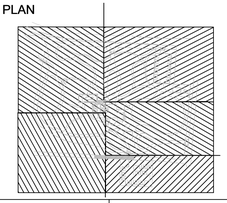

SIGN & SEAL

REGISTERED LANDSCAPE ARCHITECT
ALEX HART
License Number 712062
STATE OF ARKANSAS

DRAWN BY

CHECKED BY

SHEET TITLE

PLANTING PLAN - SCHEDULE 5 OF 7

SHEET NUMBER

L-610.4

	AX	AMSONIA X 'STARSTRUCK'	STARSTRUCK BLUESTAR	1 GAL.	CONT.	51	
	AV	ARTEMISIA X 'SILVERMOUND'	SILVERMOUND ARTEMISIA	1 GAL.	CONT.	108	
	AC5	ASARUM CANADENSE	WILD GINGER	FLAT	FLAT	9,879	
	AI3	ASCLEPIAS INCARNATA	SWAMP MILKWEED	FLAT	FLAT	1,346	
	AS3	ASCLEPIAS SYRIACA	COMMON MILKWEED	FLAT	FLAT	1,358	
	AT2	ASCLEPIAS TUBEROSA	BUTTERFLY MILKWEED	FLAT	FLAT	785	
AF	AF	ASTILBE CHINENSIS 'FINALE'	FINALE CHINESE ASTILBE	1 GAL.	CONT.	106	
AA	AA	ASTILBE X ARENDSII 'AMETHYST'	AMETHYST ASTILBE	1 GAL.	CONT.	117	
	AD	ASTILBE X ARENDSII 'DEUTSCHLAND'	DEUTSCHLAND ASTILBE	1 GAL.	CONT.	131	
AF2	AF2	ASTILBE X ARENDSII 'FANAL'	FANAL ASTILBE	1 GAL.	CONT.	117	
	BA3	BAPTISIA ALBA	WHITE WILD INDIGO	5 GAL.	CONT.	49	
	BA4	BAPTISIA AUSTRALIS	BLUE WILD INDIGO	5 GAL.	CONT.	45	
	BC	BAPTISIA X 'CHERRIES JUBILEE'	DECADENCE® CHERRIES JUBILEE WILD INDIGO	5 GAL.	CONT.	15	
	BL	BAPTISIA X 'LEMON MERINGUE'	LEMON MERINGUE DECADENCE® WILD INDIGO	5 GAL.	CONT.	10	
	BJ	BRUNNERA MACROPHYLLA 'JACK FROST'	JACK FROST SIBERIAN BUGLOSS	1 GAL.	CONT.	85	
	CI	CALLIRHOE INVOLUCRATA	PURPLE POPPYMALLOW	1 GAL.	CONT.	36	
	CP2	CAMPANULA PERSICIFOLIA	PEACH-LEAF BELLFLOWER	FLAT	FLAT	293	
	CB5	CAREX FLACCA 'BLUE ZINGER'	BLUE ZINGER SEDGE	FLAT	FLAT	9,446	
	CB4	CIMICIFUGA RACEMOSA	BLACK COHOSH	3 GAL.	CONT.	46	
	CB	CIMICIFUGA RACEMOSA 'BRUNETTE'	BRUNETTE SNAKEROOT	3 GAL.	CONT.	25	
	DP3	DENNSTAEDTIA PUNCTILOBULA	HAY-SCENTED FERN	1 GAL.	CONT.	514	
	DS	DICENTRA SPECTABILIS	BLEEDING HEART	1 GAL.	CONT.	40	
	DA	DICENTRA SPECTABILIS 'ALBA'	WHITE JAPANESE BLEEDING HEART	1 GAL.	CONT.	20	
	DC2	DIGITALIS PURPUREA 'CANDY MOUNTAIN'	CANDY MOUNTAIN FOXGLOVE	1 GAL.	CONT.	34	
	DD2	DIGITALIS PURPUREA 'DALMATIAN PEACH'	DALMATIAN PEACH FOXGLOVE	1 GAL.	CONT.	15	
	EP3	ECHINACEA PALLIDA	PALE PURPLE CONEFLOWER	1 GAL.	CONT.	90	
	EC	ECHINACEA X 'CHEYENNE SPIRIT'	CHEYENNE SPIRIT CONEFLOWER	1 GAL.	CONT.	48	
	GN	GAURA LINDHEIMERI 'PINK'	CONFETTI™ PINK GAURA	1 GAL.	CONT.	171	
	GW	GAURA LINDHEIMERI 'WHIRLING BUTTERFLIES'	WHIRLING BUTTERFLIES GAURA	1 GAL.	CONT.	200	
	GL	GERANIUM LANCASTRENSE	GERANIUM	1 GAL.	CONT.	91	
	GA	GERANIUM SANGUINEUM 'SHEPHERD'S WARNING'	SHEPHERD'S WARNING BLOODRED GERANIUM	1 GAL.	CONT.	119	
	GR	GERANIUM X 'ROZANNE'	ROZANNE CRANESBILL	1 GAL.	CONT.	59	
	GV	GYPSOPHILA PANICULATA 'VIETTE'S DWARF'	VIETTE'S DWARF BABY'S BREATH	1 GAL.	CONT.	28	
	HM6	HAKONECHLOA MACRA	JAPANESE FOREST GRASS	1 GAL.	CONT.	246	
	HF2	HELLEBORUS X HYBRIDUS - VARIOUS	VARIOUS HELLEBORES	1 GAL.	CONT.	468	12 TYPES, DISTRIBUTED PER LA IN FIELD. SEE SPECIFICATIONS.
	HM	HELLEBORUS X HYBRIDUS 'MIDNIGHT RUFFLES'	MIDNIGHT RUFFLES WINTER THRILLER HELLEBORE	1 GAL.	CONT.	62	
	HC3	HEUCHERA AMERICANA 'GREEN SPICE'	GREEN SPICE AMERICAN ALUMROOT	1 GAL.	CONT.	515	
	HP3	HEUCHERA AMERICANA 'PLUM PUDDING'	AMERICAN ALUMROOT	1 GAL.	CONT.	138	
	HO	HEUCHERA X 'OBSIDIAN'	OBSIDIAN CORAL BELLS	1 GAL.	CONT.	180	
	HS3	HEUCHERA X 'PEACH MELBA'	PEACH MELBA CORAL BELLS	1 GAL.	CONT.	255	
	HM4	HIBISCUS MOSCHEUTOS	ROSE MALLOW	1 GAL.	CONT.	369	
	HG2	HOSTA VARIOUS	VARIOUS HOSTA	1 GAL.	CONT.	87	DISTRIBUTED PER LANDSCAPE ARCHITECT IN THE FIELD, SEE SPECIFICATIONS FOR TYPES AND QUANTITIES.
	IV2	IRIS VERSICOLOR	BLUE FLAG	FLAT	FLAT	970	
	LL	LIATRIS LIGULISTYLIS	MEADOW BLAZING-STAR	FLAT	FLAT	1,111	
	LB2	LOBELIA SIPHILITICA 'BIG BLUE'	BIG BLUE GREAT LOBELIA	FLAT	FLAT	1,019	

Dirtworks
561 SEVENTH AVENUE FLOOR 11
NEW YORK, NY 10018
(212) 589 2263

WER
901 WEST THIRD STREET
LITTLE ROCK, AR 72201
(501) 374 5300

CONSULTANTS

CIVIL ENGINEERS
CRAFTON TULL & ASSOCIATES, INC.
901 N. 47TH STREET, SUITE 400
ROGERS, AR 72756
(479) 636 4838

MEP ENGINEERS
INSIGHT ENGINEERING
322 S STATE STREET, STE 201
LITTLE ROCK, AR 72201
(501) 237 3077

STRUCTURAL ENGINEERS
ENFRA TME, LLC
BUILDING 2, 1 ALLIED DRIVE, STE 2600
LITTLE ROCK, AR 72202
(501) 666 6776

FOOD SERVICE CONSULTANT
MCKAY-LANE CONSULTING, LTD
1807 DODSON AVE
FT. SMITH, AR 72901
(479) 629 4572

ACOUSTICAL ENGINEERS
ACENTECH
620 W. GERMANTOWN PIKE, STE. 210
PLYMOUTH MEETING PA 19462
(215) 245 8244

PROJECT TITLE

CENTRAL HOUSE & GARDEN

BENTONVILLE, AR

PROJECT NUMBER: 31483

#	ISSUED FOR	DATE
	FINAL CD's	10/2/2026

KEY PLAN

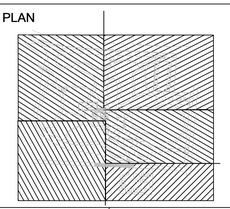

SIGN & SEAL

REGISTERED LANDSCAPE ARCHITECT
ALEX HART
License Number 712062
STATE OF ARKANSAS

DRAWN BY

CHECKED BY

SHEET TITLE

PLANTING PLAN - SCHEDULE 6 OF 7

SHEET NUMBER

L-610.5

	MS2	MATTEUCCIA STRUTHIOPTERIS	OSTRICH FERN	3 GAL.	CONT.	19	
	MC	MUHLENBERGIA CAPILLARIS	PINK MUHLY GRASS	1 GAL.	CONT.	371	
	NN	NEPETA X 'LITTLE TRUDY'	LITTLE TRUDY CATMINT	1 GAL.	CONT.	60	
	NW	NEPETA X 'WALKER'S LOW'	WALKER'S LOW CATMINT	1 GAL.	CONT.	1,039	
	OM	OENOTHERA MISSOURIENSIS	BIGFRUIT EVENING PRIMROSE	FLAT	FLAT	151	
	OS2	ONOCLEA SENSIBILIS	SENSITIVE FERN	1 GAL.	CONT.	474	
	OB	OPHIOPOGON JAPONICUS 'BLACK'	BLACK MONDO GRASS	1 GAL.	CONT.	181	
	OC2	OSMUNDA CINNAMOMEA	CINNAMON FERN	1 GAL.	CONT.	949	
	OR3	OSMUNDA REGALIS	ROYAL FERN	1 GAL.	CONT.	320	
	PT3	PACHYSANDRA TERMINALIS	JAPANESE PACHYSANDRA	1 GAL.	CONT.	135	
	PB2	PAEONIA X 'BARTZELLA'	MAY-BLOOMING PEONIES	3 GAL.	CONT.	12	INCLUDE TOTAL 5 TYPES OF MAY-BLOOMING PEONIES, 25% EA
	PN3	PAEONIA X 'SMITHOPUS8'	JUNE-BLOOMING PEONIES	3 GAL.	CONT.	10	INCLUDE TOTAL 5 TYPES OF JUNE-BLOOMING PEONIES, 25% EA
	PC	PANICUM VIRGATUM 'CHEYENNE SKY'	CHEYENNE SKY PRAIRIE WINDS® SWITCH GRASS	FLAT	FLAT	952	
	PA3	POLYSTICHUM ACROSTICHOIDES	CHRISTMAS FERN	1 GAL.	CONT.	1,696	
	RB2	RUDBECKIA FULGIDA	CONEFLOWER	FLAT	FLAT	1,858	
	RT2	RUDBECKIA TRILOBA	BROWN EYED SUSAN	1 GAL.	CONT.	184	
	SD2	STYLOPHORUM DIPHYLLUM	CELADINE-POPPY	FLAT	FLAT	572	
	TB2	TIARELLA CORDIFOLIA 'BRANDYWINE'	BRANDYWINE FOAMFLOWER	FLAT	FLAT	2,195	
	VO2	VIOLA AFFINIS	SAND VIOLET	FLAT	FLAT	1,803	
	VN2	VIOLA NEPHROPHYLLA	WILD VIOLET	FLAT	FLAT	536	
	VS5	VIOLA SORORIA	WOOLLY BLUE VIOLET	FLAT	FLAT	188	
	VS3	VIOLA STRIATA	STRIPED CREAM VIOLET	FLAT	FLAT	2,393	
VINES							
	CS	CLEMATIS X 'ROMANTIKA'	ROMANTIKA CLEMATIS	7 GAL.	CONT.	2	WELL-ESTABLISHED, MIN. 6'-8' HIGH. TRAIN ON ADJACENT TRELLISES OR WALLS AS SHOWN.
	WA	WISTERIA FRUTESCENS 'AMETHYST FALLS'	AMETHYST FALLS AMERICAN WISTERIA	15 GAL.	CONT.	10	WELL-ESTABLISHED, MIN. 12' HIGH. TRAIN ON ADJACENT TRELLISES OR WALLS AS SHOWN.

Dirtworks
561 SEVENTH AVENUE FLOOR 11
NEW YORK, NY 10018
(212) 589 2263

WER
901 WEST THIRD STREET
LITTLE ROCK, AR 72201
(501) 374 5300

CONSULTANTS

CIVIL ENGINEERS
CRAFTON TULL & ASSOCIATES, INC.
901 N. 47TH STREET, SUITE 400
ROGERS, AR 72756
(479) 636 4838

MEP ENGINEERS
INSIGHT ENGINEERING
322 S STATE STREET, STE 201
LITTLE ROCK, AR 72201
(501) 237 3077

STRUCTURAL ENGINEERS
ENFRA TME, LLC
BUILDING 2, 1 ALLIED DRIVE, STE 2600
LITTLE ROCK, AR 72202
(501) 666 6776

FOOD SERVICE CONSULTANT
MCKAY-LANE CONSULTING, LTD
1807 DODSON AVE
FT. SMITH, AR 72901
(479) 629 4572

ACOUSTICAL ENGINEERS
ACENTECH
620 W. GERMANTOWN PIKE, STE. 210
PLYMOUTH MEETING PA 19462
(215) 245 8244

PROJECT TITLE

CENTRAL HOUSE & GARDEN

BENTONVILLE, AR

PROJECT NUMBER: 31483

#	ISSUED FOR	DATE
	FINAL CD's	10/2/2026

KEY PLAN

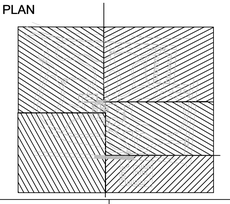

SIGN & SEAL

REGISTERED LANDSCAPE ARCHITECT
ALEX HART
License Number 712062
STATE OF ARKANSAS

DRAWN BY

CHECKED BY

SHEET TITLE

PLANTING PLAN - SCHEDULE 7 OF 7

SHEET NUMBER

L-610.6

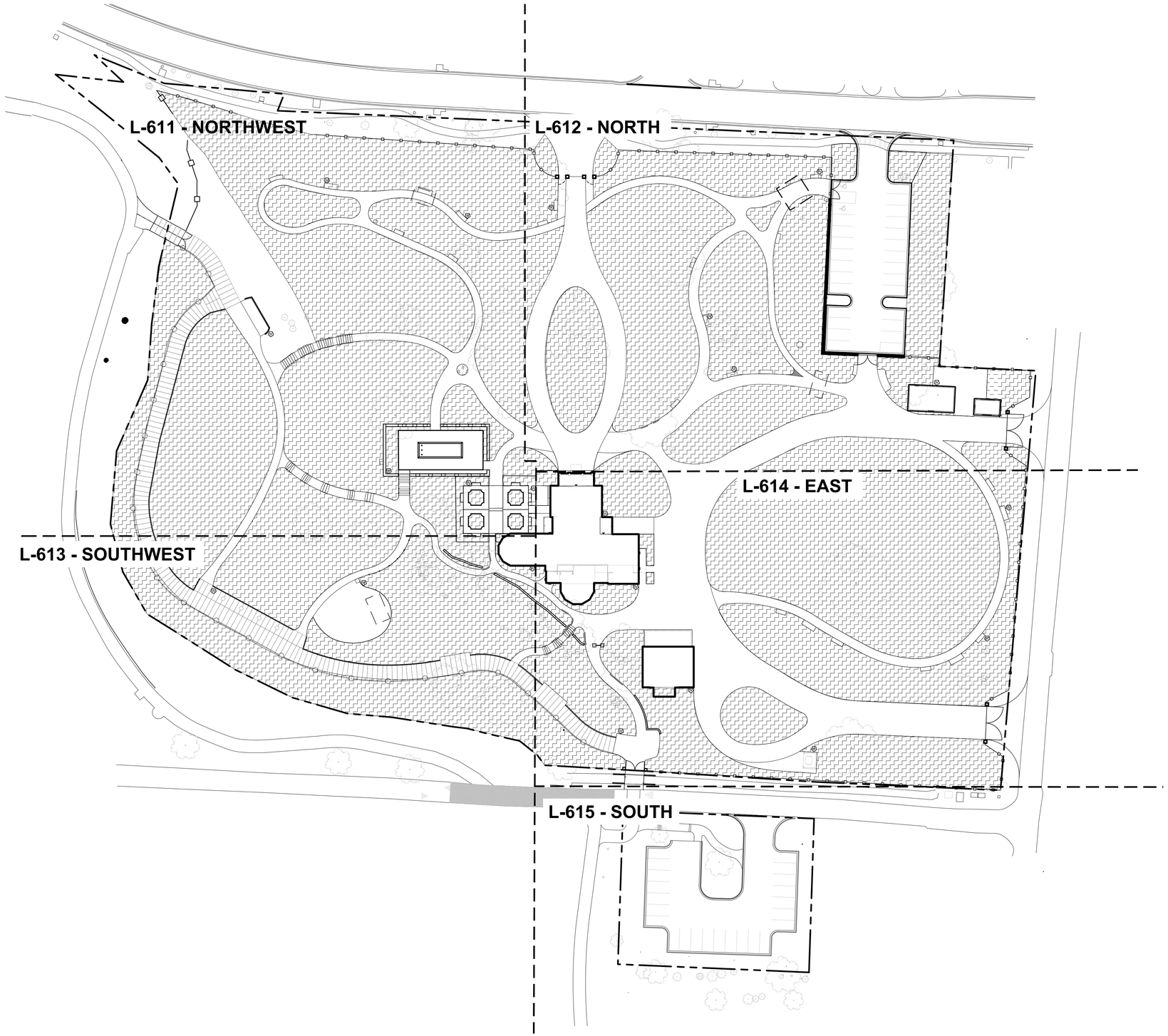

GENERAL LEGEND	
▲	BUILDING ACCESS
	BUILDING FOOTPRINT
	PROPERTY LINE
	MATCH LINE
	EXISTING TREE
	EXISTING FENCE
	UTILITIES

IRRIGATION LEGEND	
	IRRIGATION COVERAGE

1 IRRIGATION PLAN - SITE
1"=40'-0"

0 40' 80'
1" = 40'-0"

N

Dirtworks
561 SEVENTH AVENUE FLOOR 11
NEW YORK, NY 10018
(212) 589 2263

WER
901 WEST THIRD STREET
LITTLE ROCK, AR 72201
(501) 374 5300

CONSULTANTS

CIVIL ENGINEERS
CRAFTON TULL & ASSOCIATES, INC.
901 N. 47TH STREET, SUITE 400
ROGERS, AR 72756
(479) 636 4838

MEP ENGINEERS
INSIGHT ENGINEERING
322 S STATE STREET, STE 201
LITTLE ROCK, AR 72201
(501) 237 3077

STRUCTURAL ENGINEERS
ENFRA TME, LLC
BUILDING 2, 1 ALLIED DRIVE, STE 2600
LITTLE ROCK, AR 72202
(501) 666 6776

FOOD SERVICE CONSULTANT
MCKAY-LANE CONSULTING, LTD
1807 DODSON AVE
FT. SMITH, AR 72901
(479) 629 4572

ACOUSTICAL ENGINEERS
ACENTECH
620 W. GERMANTOWN PIKE, STE. 210
PLYMOUTH MEETING PA 19462
(215) 245 8244

PROJECT TITLE

CENTRAL HOUSE & GARDEN

BENTONVILLE, AR

PROJECT NUMBER: 31483

#	ISSUED FOR	DATE
	FINAL CD's	10/2/2026

KEY PLAN

SIGN & SEAL

REGISTERED LANDSCAPE ARCHITECT
ALEX HART
License Number 712062
STATE OF ARKANSAS

DRAWN BY

CHECKED BY

SHEET TITLE

IRRIGATION PLAN - SITE

SHEET NUMBER

L-660

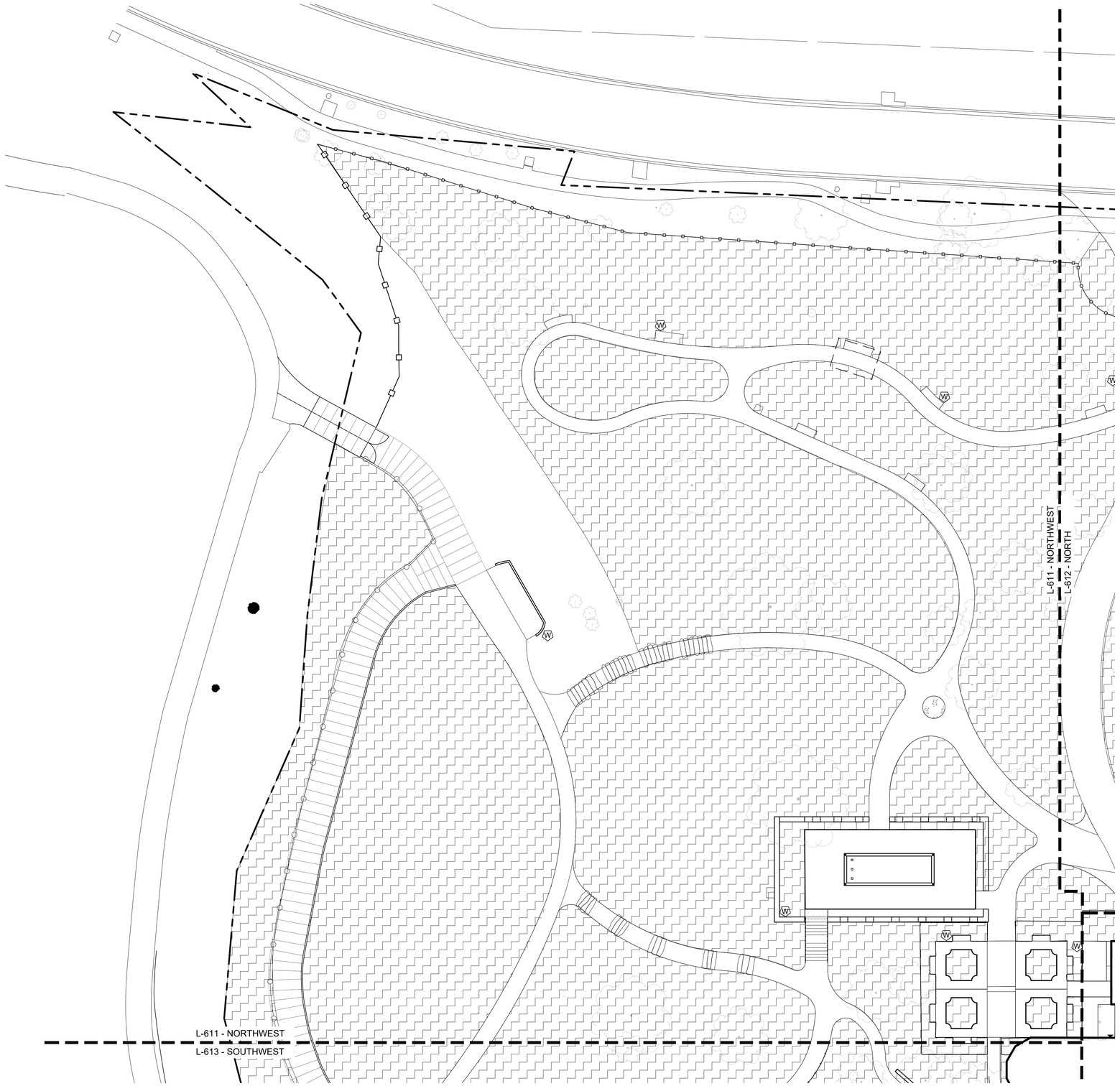

1 IRRIGATION PLAN - NORTHWEST
1"=20'-0"

0 20' 40'
1" = 20'-0"

N

GENERAL LEGEND	
▲	BUILDING ACCESS
———	BUILDING FOOTPRINT
— — —	PROPERTY LINE
— — —	MATCH LINE
	EXISTING TREE
—o—o—	EXISTING FENCE
	UTILITIES

IRRIGATION LEGEND	
	IRRIGATION COVERAGE

Dirtworks
561 SEVENTH AVENUE FLOOR 11
NEW YORK, NY 10018
(212) 589 2263

WER
901 WEST THIRD STREET
LITTLE ROCK, AR 72201
(501) 374 5300

CONSULTANTS

CIVIL ENGINEERS
CRAFTON TULL & ASSOCIATES, INC.
901 N. 47TH STREET, SUITE 400
ROGERS, AR 72756
(479) 636 4838

MEP ENGINEERS
INSIGHT ENGINEERING
322 S STATE STREET, STE 201
LITTLE ROCK, AR 72201
(501) 237 3077

STRUCTURAL ENGINEERS
ENFRA TME, LLC
BUILDING 2, 1 ALLIED DRIVE, STE 2600
LITTLE ROCK, AR 72202
(501) 666 6776

FOOD SERVICE CONSULTANT
MCKAY-LANE CONSULTING, LTD
1807 DODSON AVE
FT. SMITH, AR 72901
(479) 629 4572

ACOUSTICAL ENGINEERS
ACENTECH
620 W. GERMANTOWN PIKE, STE. 210
PLYMOUTH MEETING PA 19462
(215) 245 8244

PROJECT TITLE

CENTRAL HOUSE & GARDEN

BENTONVILLE, AR

PROJECT NUMBER: 31483

#	ISSUED FOR	DATE
	FINAL CD's	10/2/2026

KEY PLAN

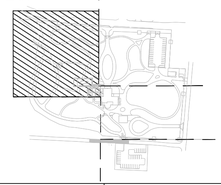

SIGN & SEAL

REGISTERED LANDSCAPE ARCHITECT
ALEX HART
License Number 712062
STATE OF ARKANSAS

DRAWN BY

CHECKED BY

SHEET TITLE

IRRIGATION PLAN - NORTHWEST

SHEET NUMBER

L-661

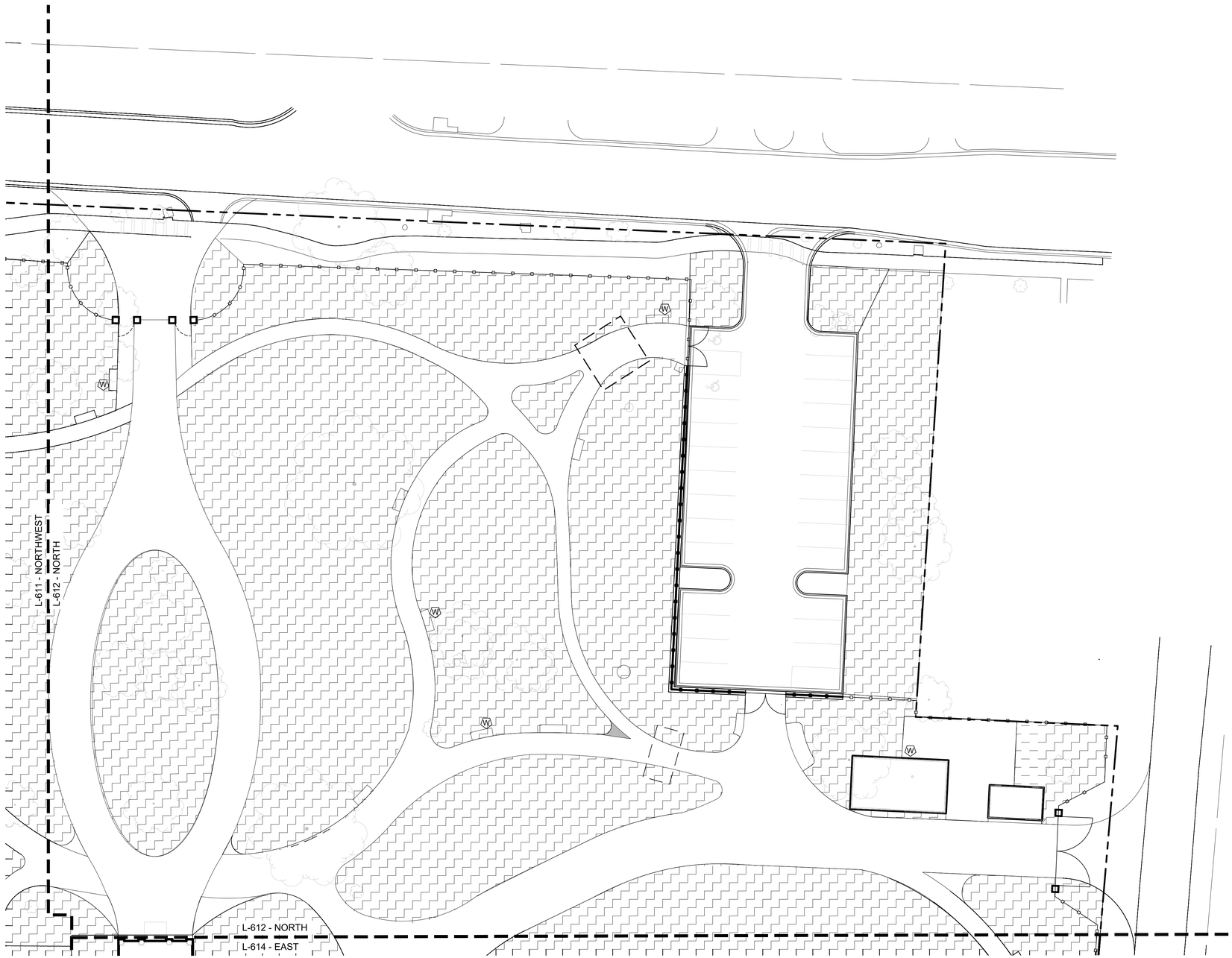

1 IRRIGATION PLAN - NORTH
1"=20'-0"

0 20' 40'
1" = 20'-0"

N

GENERAL LEGEND	
▲	BUILDING ACCESS
———	BUILDING FOOTPRINT
———	PROPERTY LINE
- - -	MATCH LINE
	EXISTING TREE
	EXISTING FENCE
	UTILITIES

IRRIGATION LEGEND	
	IRRIGATION COVERAGE

Dirtworks
561 SEVENTH AVENUE FLOOR 11
NEW YORK, NY 10018
(212) 589 2263

WER
901 WEST THIRD STREET
LITTLE ROCK, AR 72201
(501) 374 5300

CONSULTANTS

CIVIL ENGINEERS
CRAFTON TULL & ASSOCIATES, INC.
901 N. 47TH STREET, SUITE 400
ROGERS, AR 72756
(479) 636 4838

MEP ENGINEERS
INSIGHT ENGINEERING
322 S STATE STREET, STE 201
LITTLE ROCK, AR 72201
(501) 237 3077

STRUCTURAL ENGINEERS
ENFRA TME, LLC
BUILDING 2, 1 ALLIED DRIVE, STE 2600
LITTLE ROCK, AR 72202
(501) 666 6776

FOOD SERVICE CONSULTANT
MCKAY-LANE CONSULTING, LTD
1807 DODSON AVE
FT. SMITH, AR 72901
(479) 629 4572

ACOUSTICAL ENGINEERS
ACENTECH
620 W. GERMANTOWN PIKE, STE. 210
PLYMOUTH MEETING PA 19462
(215) 245 8244

PROJECT TITLE

CENTRAL HOUSE & GARDEN

BENTONVILLE, AR

PROJECT NUMBER: 31483

#	ISSUED FOR	DATE
	FINAL CD's	10/2/2026

KEY PLAN

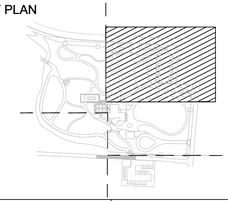

SIGN & SEAL

REGISTERED LANDSCAPE ARCHITECT
ALEX HART
License Number 712062
STATE OF ARKANSAS

DRAWN BY

CHECKED BY

SHEET TITLE

IRRIGATION PLAN - NORTH

SHEET NUMBER

L-662

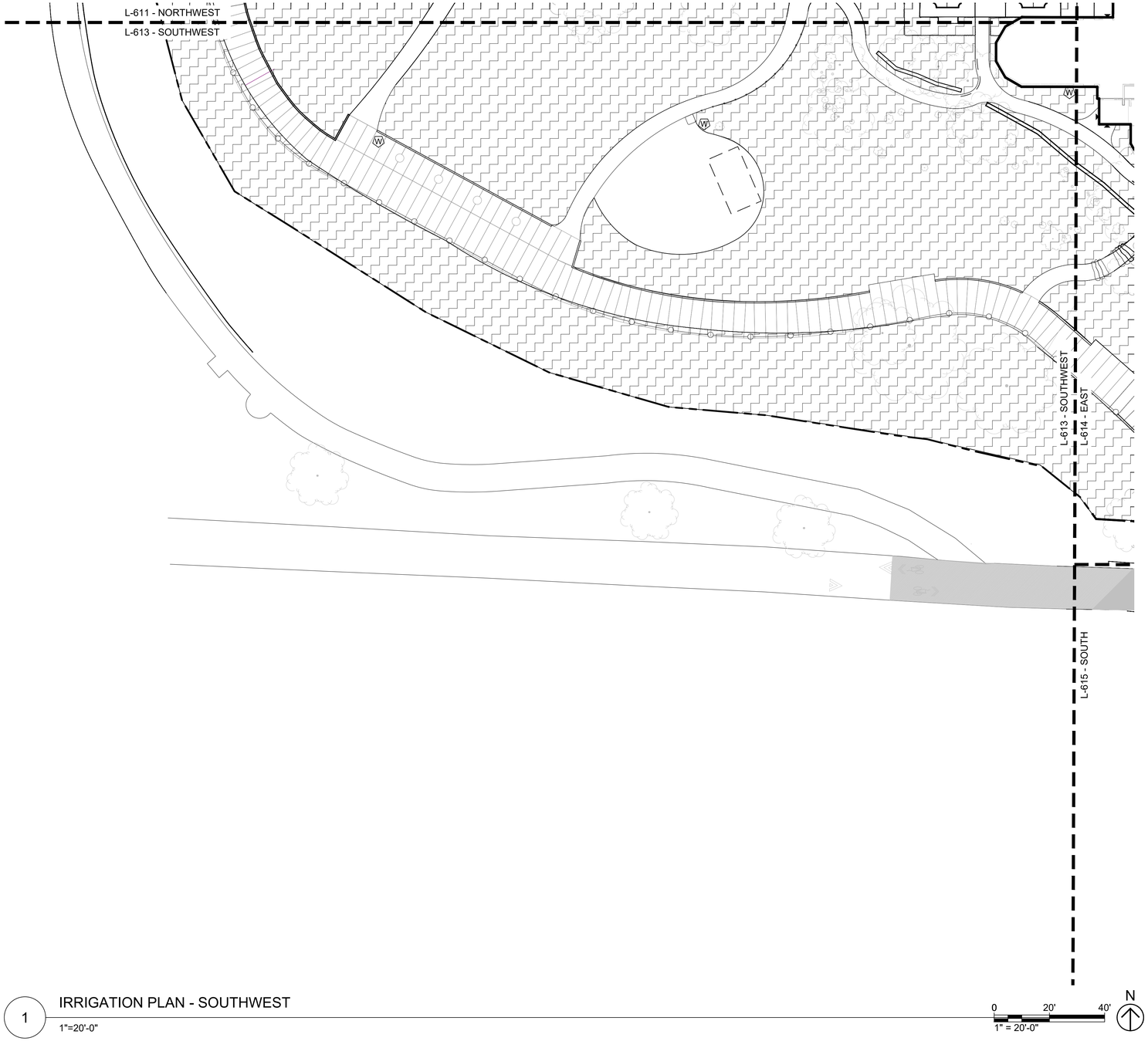

1 IRRIGATION PLAN - SOUTHWEST
1"=20'-0"

0 20' 40'
1" = 20'-0"
N

GENERAL LEGEND	
▲	BUILDING ACCESS
———	BUILDING FOOTPRINT
— — —	PROPERTY LINE
— — —	MATCH LINE
	EXISTING TREE
—o—o—	EXISTING FENCE
	UTILITIES

IRRIGATION LEGEND	
	IRRIGATION COVERAGE

Dirtworks
561 SEVENTH AVENUE FLOOR 11
NEW YORK, NY 10018
(212) 589 2263

WER
901 WEST THIRD STREET
LITTLE ROCK, AR 72201
(501) 374 5300

CONSULTANTS

CIVIL ENGINEERS
CRAFTON TULL & ASSOCIATES, INC.
901 N. 47TH STREET, SUITE 400
ROGERS, AR 72756
(479) 636 4838

MEP ENGINEERS
INSIGHT ENGINEERING
322 S STATE STREET, STE 201
LITTLE ROCK, AR 72201
(501) 237 3077

STRUCTURAL ENGINEERS
ENFRA TME, LLC
BUILDING 2, 1 ALLIED DRIVE, STE 2600
LITTLE ROCK, AR 72202
(501) 666 6776

FOOD SERVICE CONSULTANT
MCKAY-LANE CONSULTING, LTD
1807 DODSON AVE
FT. SMITH, AR 72901
(479) 629 4572

ACOUSTICAL ENGINEERS
ACENTECH
620 W. GERMANTOWN PIKE, STE. 210
PLYMOUTH MEETING PA 19462
(215) 245 8244

PROJECT TITLE

CENTRAL HOUSE & GARDEN

BENTONVILLE, AR

PROJECT NUMBER: 31483

#	ISSUED FOR	DATE
	FINAL CD's	10/2/2026

KEY PLAN

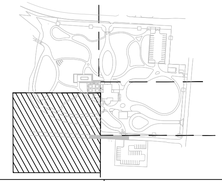

SIGN & SEAL

REGISTERED LANDSCAPE ARCHITECT
ALEX HART
License Number 712062
STATE OF ARKANSAS

DRAWN BY

CHECKED BY

SHEET TITLE

IRRIGATION PLAN - SOUTHWEST

SHEET NUMBER

L-663

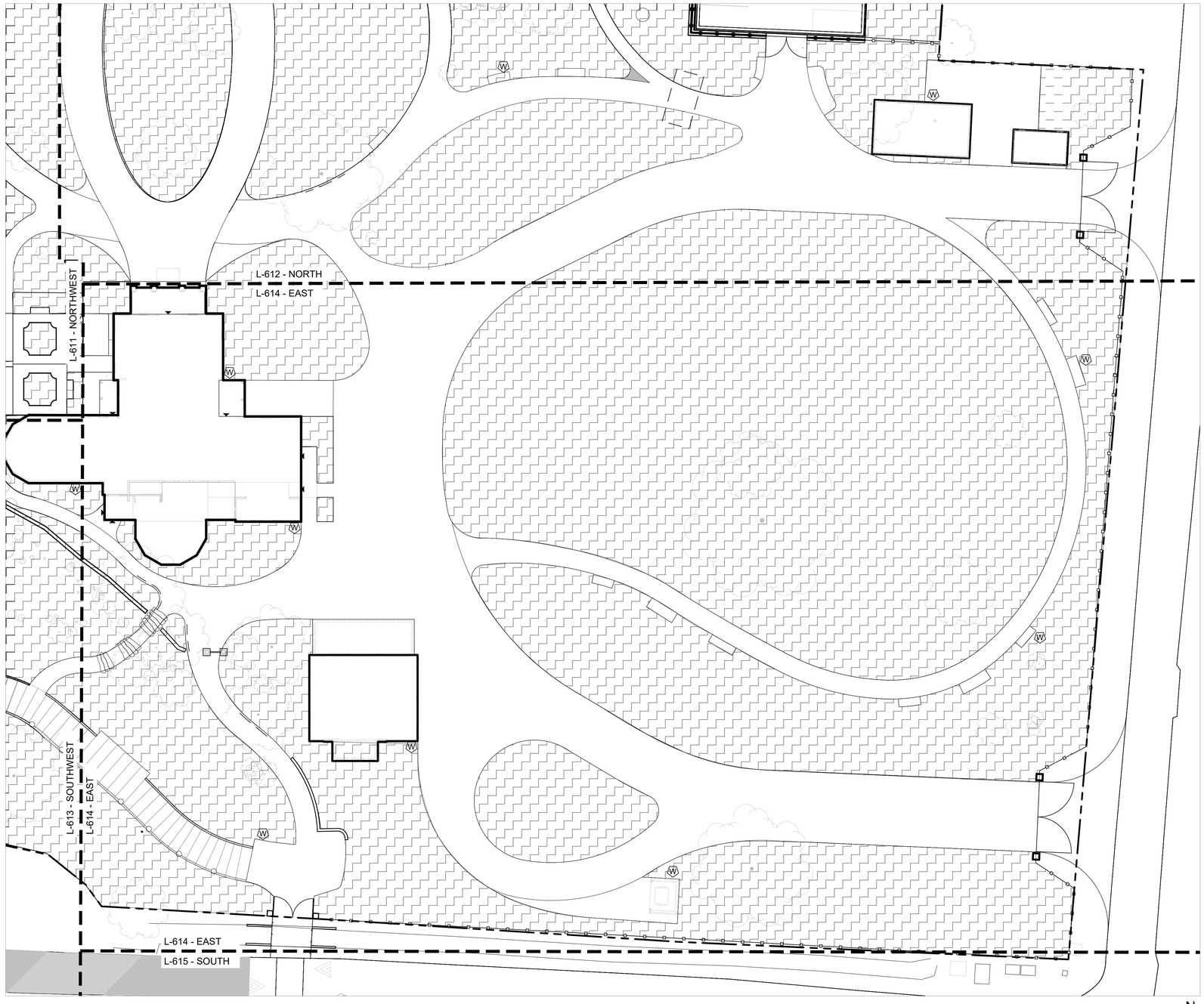

1 IRRIGATION PLAN - EAST

1"=20'-0"

0 20' 40'

1" = 20'-0"

N

GENERAL LEGEND	
▲	BUILDING ACCESS
	BUILDING FOOTPRINT
	PROPERTY LINE
	MATCH LINE
	EXISTING TREE
	EXISTING FENCE
	UTILITIES

IRRIGATION LEGEND	
	IRRIGATION COVERAGE

Dirtworks
561 SEVENTH AVENUE FLOOR 11
NEW YORK, NY 10018
(212) 589 2263

WER
901 WEST THIRD STREET
LITTLE ROCK, AR 72201
(501) 374 5300

CONSULTANTS

CIVIL ENGINEERS
CRAFTON TULL & ASSOCIATES, INC.
901 N. 47TH STREET, SUITE 400
ROGERS, AR 72756
(479) 636 4838

MEP ENGINEERS
INSIGHT ENGINEERING
322 S STATE STREET, STE 201
LITTLE ROCK, AR 72201
(501) 237 3077

STRUCTURAL ENGINEERS
ENFRA TME, LLC
BUILDING 2, 1 ALLIED DRIVE, STE 2600
LITTLE ROCK, AR 72202
(501) 666 6776

FOOD SERVICE CONSULTANT
MCKAY-LANE CONSULTING, LTD
1807 DODSON AVE
FT. SMITH, AR 72901
(479) 629 4572

ACOUSTICAL ENGINEERS
ACENTECH
620 W. GERMANTOWN PIKE, STE. 210
PLYMOUTH MEETING PA 19462
(215) 245 8244

PROJECT TITLE

CENTRAL HOUSE & GARDEN

BENTONVILLE, AR

PROJECT NUMBER: 31483

#	ISSUED FOR	DATE
	FINAL CD's	10/2/2026

KEY PLAN

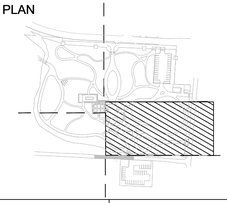

SIGN & SEAL

REGISTERED LANDSCAPE ARCHITECT
ALEX HART
License Number 712062
STATE OF ARKANSAS

DRAWN BY

CHECKED BY

SHEET TITLE

IRRIGATION PLAN - EAST

SHEET NUMBER

L-664

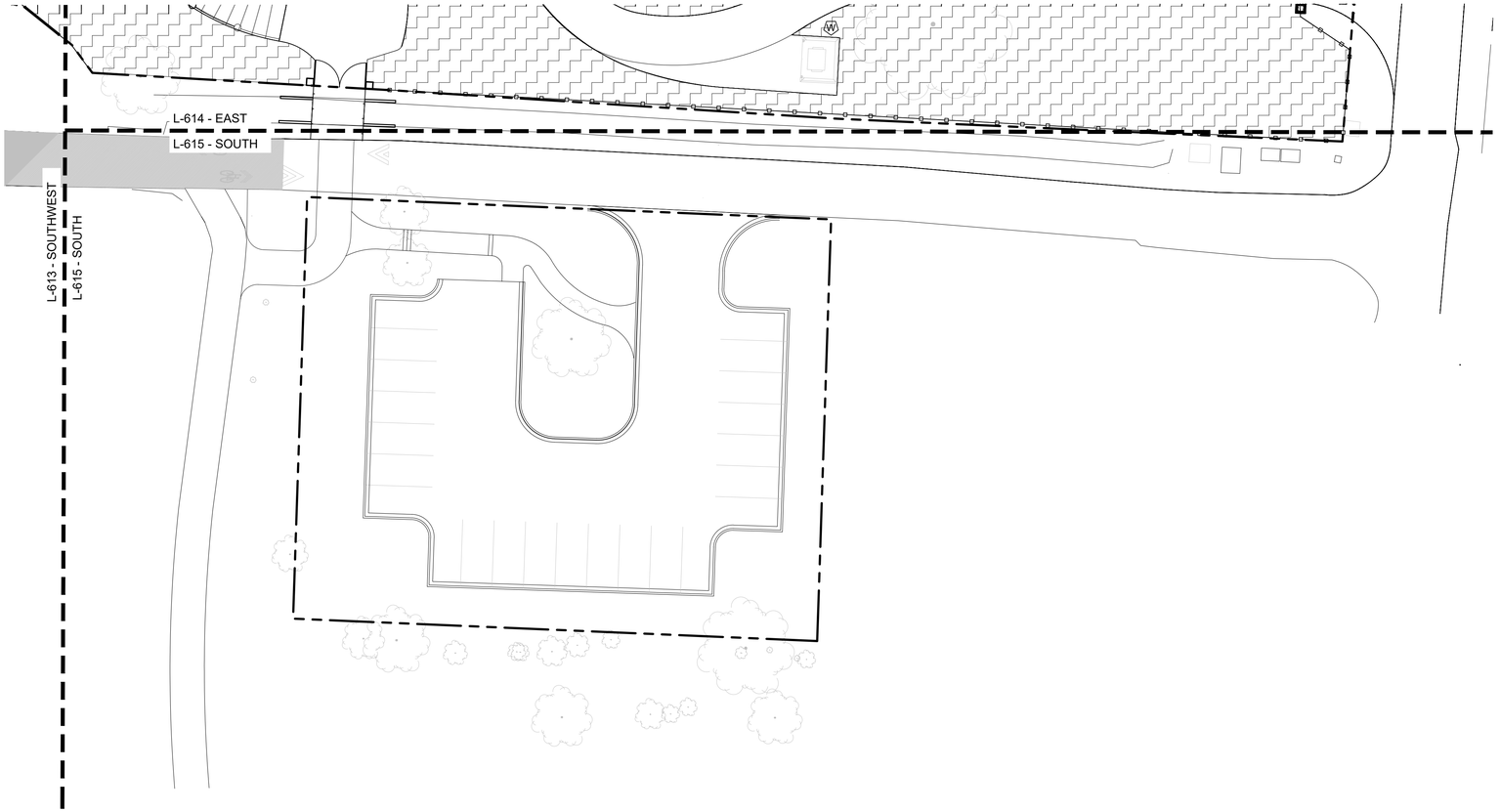

GENERAL LEGEND	
▲	BUILDING ACCESS
———	BUILDING FOOTPRINT
— - —	PROPERTY LINE
- - -	MATCH LINE
	EXISTING TREE
	EXISTING FENCE
	UTILITIES

IRRIGATION LEGEND	
	IRRIGATION COVERAGE

1 IRRIGATION PLAN - SOUTH
1"=20'-0"

0 20' 40' N
1" = 20'-0"

Dirtworks
561 SEVENTH AVENUE FLOOR 11
NEW YORK, NY 10018
(212) 589 2263

WER
901 WEST THIRD STREET
LITTLE ROCK, AR 72201
(501) 374 5300

CONSULTANTS

CIVIL ENGINEERS
CRAFTON TULL & ASSOCIATES, INC.
901 N. 47TH STREET, SUITE 400
ROGERS, AR 72756
(479) 636 4838

MEP ENGINEERS
INSIGHT ENGINEERING
322 S STATE STREET, STE 201
LITTLE ROCK, AR 72201
(501) 237 3077

STRUCTURAL ENGINEERS
ENFRA TME, LLC
BUILDING 2, 1 ALLIED DRIVE, STE 2600
LITTLE ROCK, AR 72202
(501) 666 6776

FOOD SERVICE CONSULTANT
MCKAY-LANE CONSULTING, LTD
1807 DODSON AVE
FT. SMITH, AR 72901
(479) 629 4572

ACOUSTICAL ENGINEERS
ACENTECH
620 W. GERMANTOWN PIKE, STE. 210
PLYMOUTH MEETING PA 19462
(215) 245 8244

PROJECT TITLE

CENTRAL HOUSE & GARDEN

BENTONVILLE, AR

PROJECT NUMBER: 31483

#	ISSUED FOR	DATE
	FINAL CD's	10/2/2026

KEY PLAN

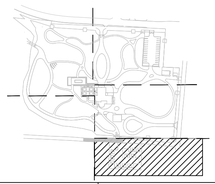

SIGN & SEAL

REGISTERED LANDSCAPE ARCHITECT
ALEX HART
License Number 712062
STATE OF ARKANSAS

DRAWN BY

CHECKED BY

SHEET TITLE

IRRIGATION PLAN - SOUTH

SHEET NUMBER

L-665

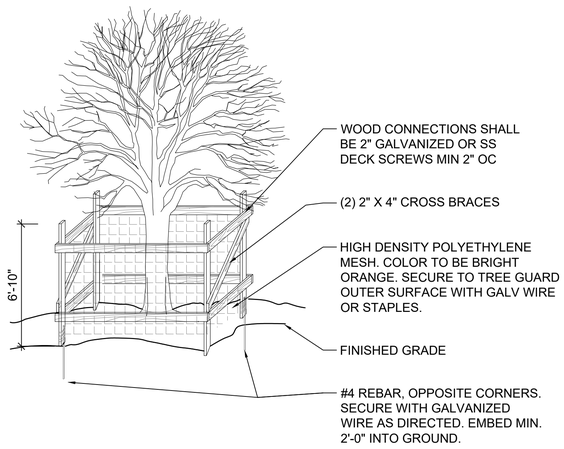

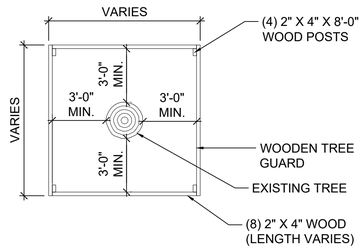

1 WOODEN TREE GUARD
1/4" = 1'-0"

0 1' 4' 8'
1/4" = 1'-0"

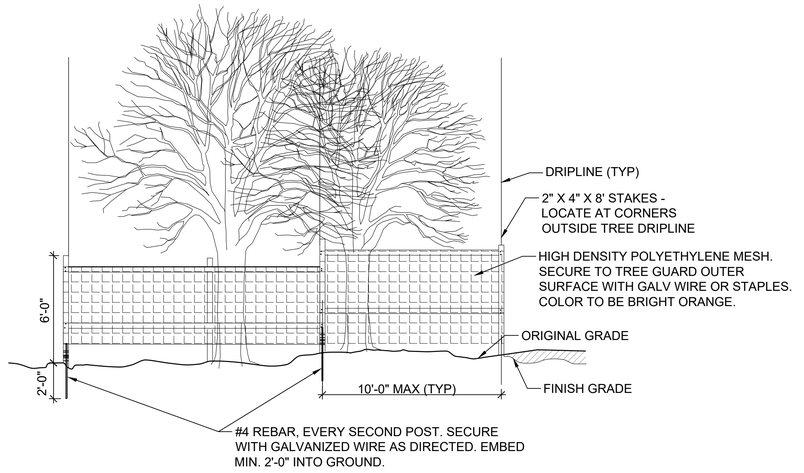

2 TREE GROVE PROTECTION
1/4" = 1'-0"

0 1' 4' 8'
1/4" = 1'-0"

Dirtworks
561 SEVENTH AVENUE FLOOR 11
NEW YORK, NY 10018
(212) 589 2263

WER
901 WEST THIRD STREET
LITTLE ROCK, AR 72201
(501) 374 5300

CONSULTANTS

CIVIL ENGINEERS
CRAFTON TULL & ASSOCIATES, INC.
901 N. 47TH STREET, SUITE 400
ROGERS, AR 72756
(479) 636 4838

MEP ENGINEERS
INSIGHT ENGINEERING
322 S STATE STREET, STE 201
LITTLE ROCK, AR 72201
(501) 237 3077

STRUCTURAL ENGINEERS
ENFRA TME, LLC
BUILDING 2, 1 ALLIED DRIVE, STE 2600
LITTLE ROCK, AR 72202
(501) 666 6776

FOOD SERVICE CONSULTANT
MCKAY-LANE CONSULTING, LTD
1807 DODSON AVE
FT. SMITH, AR 72901
(479) 629 4572

ACOUSTICAL ENGINEERS
ACENTECH
620 W. GERMANTOWN PIKE, STE. 210
PLYMOUTH MEETING PA 19462
(215) 245 8244

PROJECT TITLE

CENTRAL HOUSE & GARDEN

BENTONVILLE, AR

PROJECT NUMBER: 31483

#	ISSUED FOR	DATE
	FINAL CD's	10/2/2026

KEY PLAN

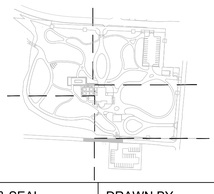

SIGN & SEAL

REGISTERED LANDSCAPE ARCHITECT
ALEX HART
License Number 712062
STATE OF ARKANSAS

DRAWN BY

CHECKED BY

SHEET TITLE

SITE DETAILS

SHEET NUMBER

L-700

NOTE: EXPOSED AGGREGATE FINISH, AGGREGATE SIZE AND COLOR SELECTED BY LANDSCAPE ARCHITECT. PROVIDE SAMPLES AND MOCK UP PER SPECIFICATION.

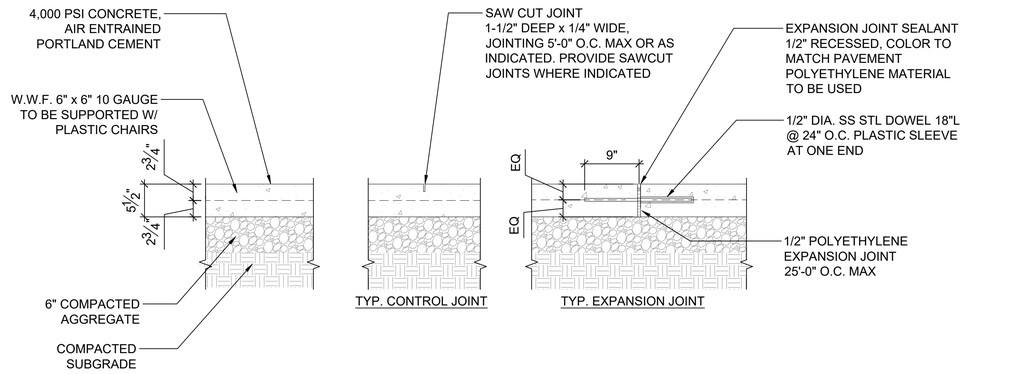

1 EXPOSED AGGREGATE CONCRETE PAVEMENT - PEDESTRIAN
1" = 1'-0"

0 1' 2'
1" = 1'-0"

NOTE: EXPOSED AGGREGATE FINISH, AGGREGATE SIZE AND COLOR SELECTED BY LANDSCAPE ARCHITECT. PROVIDE SAMPLES AND MOCK UP PER SPECIFICATION.



2 EXPOSED AGGREGATE CONCRETE PAVEMENT - VEHICULAR
1" = 1'-0"

0 1' 2'
1" = 1'-0"

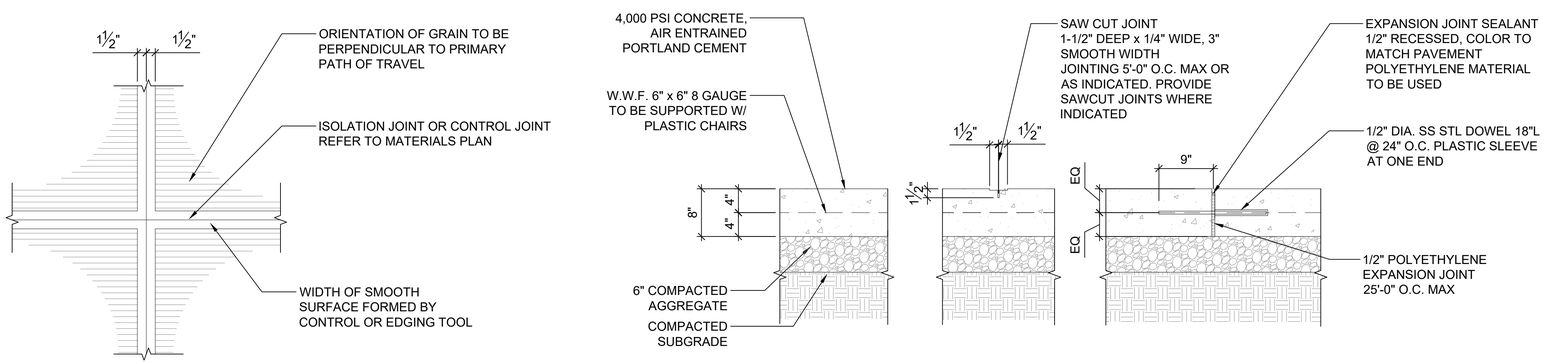

3 CONCRETE PAVEMENT - VEHICULAR
1" = 1'-0"

0 1' 2'
1" = 1'-0"

Dirtworks
561 SEVENTH AVENUE FLOOR 11
NEW YORK, NY 10018
(212) 589 2263

WER
901 WEST THIRD STREET
LITTLE ROCK, AR 72201
(501) 374 5300

CONSULTANTS

CIVIL ENGINEERS
CRAFTON TULL & ASSOCIATES, INC.
901 N. 47TH STREET, SUITE 400
ROGERS, AR 72756
(479) 636 4838

MEP ENGINEERS
INSIGHT ENGINEERING
322 S STATE STREET, STE 201
LITTLE ROCK, AR 72201
(501) 237 3077

STRUCTURAL ENGINEERS
ENFRA TME, LLC
BUILDING 2, 1 ALLIED DRIVE, STE 2600
LITTLE ROCK, AR 72202
(501) 666 6776

FOOD SERVICE CONSULTANT
MCKAY-LANE CONSULTING, LTD
1807 DODSON AVE
FT. SMITH, AR 72901
(479) 629 4572

ACOUSTICAL ENGINEERS
ACENTECH
620 W. GERMANTOWN PIKE, STE. 210
PLYMOUTH MEETING PA 19462
(215) 245 8244

PROJECT TITLE

CENTRAL HOUSE & GARDEN

BENTONVILLE, AR

PROJECT NUMBER: 31483

#	ISSUED FOR	DATE
	FINAL CD's	10/2/2026

KEY PLAN

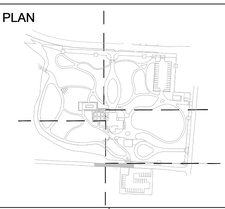

SIGN & SEAL

REGISTERED LANDSCAPE ARCHITECT
ALEX HART
License Number 712062
STATE OF ARKANSAS

DRAWN BY

CHECKED BY

SHEET TITLE

PAVEMENT DETAILS

SHEET NUMBER

L-701

NOTE:
BOARDWALK SHOWN FOR COORDINATION ONLY, NOT FOR CONSTRUCTION. CONCRETE DECKING BY BOARDWALK SUPPLIER, SEE SPEC. MICROPILES OR HELICAL PILES (AS APPLICABLE) BY MICROPILE OR HELICAL PILE SUPPLIER, SEE SPEC.

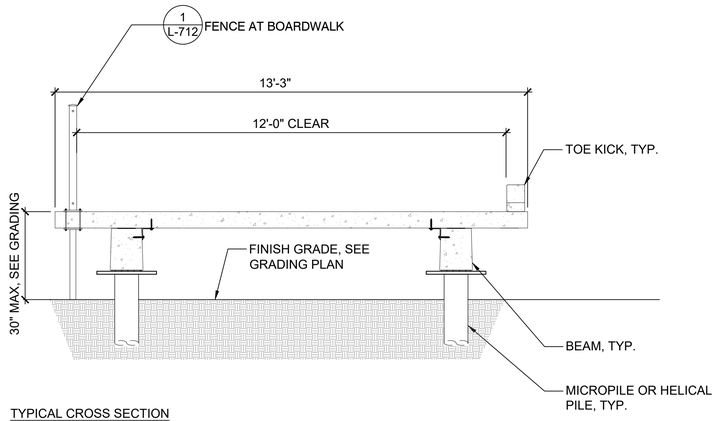

TYPICAL CROSS SECTION

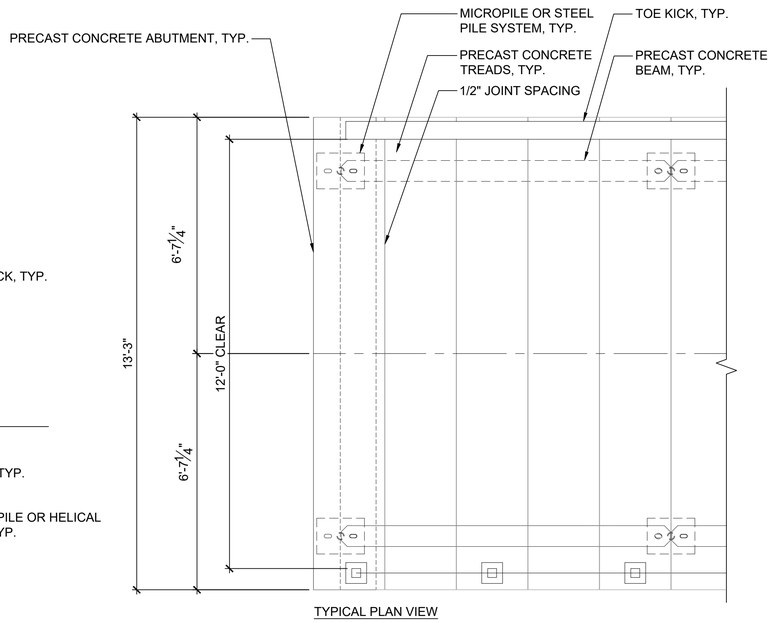

TYPICAL PLAN VIEW

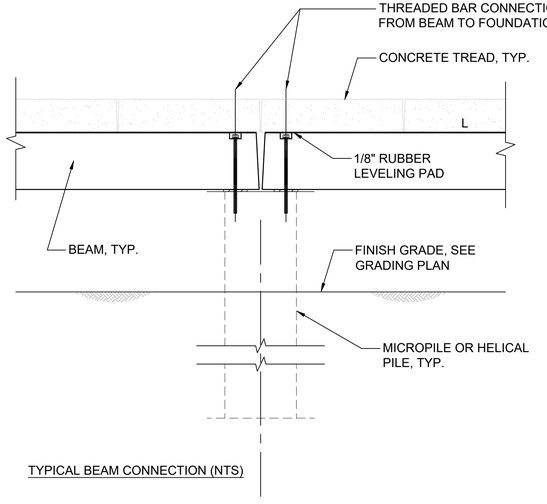

TYPICAL BEAM CONNECTION (NTS)

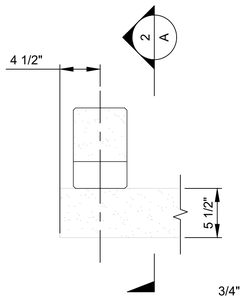

TYPICAL TOE KICK (NTS)

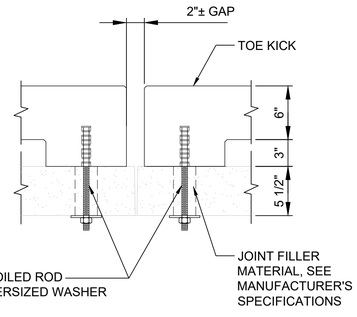

TOE KICK (SECTION 2A)

1 BOARDWALK
1/2" = 1'-0"

0 1' 2' 4'
1/2" = 1'-0"

*NOTE:
1)BRICK PAVER JOINTS NOT TO EXCEED ½" IN WIDTH. VERTICAL LIP BETWEEN ADJACENT UNITS NOT TO EXCEED ¼", PER ADA REQUIREMENTS.

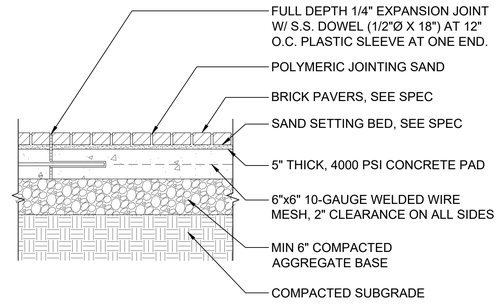

2 BRICK PAVERS
1" = 1'-0"

0 1' 2'
1" = 1'-0"

*NOTE:
GRANITE PAVER JOINTS NOT TO EXCEED ½" IN WIDTH. VERTICAL LIP BETWEEN ADJACENT UNITS NOT TO EXCEED ¼", PER ADA REQUIREMENTS.

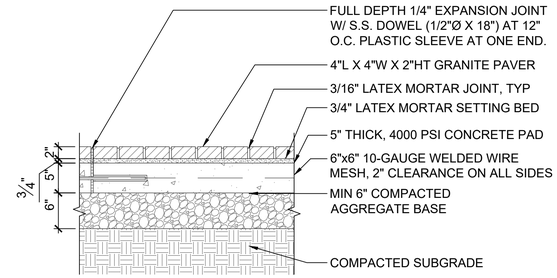

3 GRANITE UNIT PAVERS - PEDESTRIAN
1" = 1'-0"

0 1' 2'
1" = 1'-0"

*NOTE:
GRANITE PAVER JOINTS NOT TO EXCEED ½" IN WIDTH. VERTICAL LIP BETWEEN ADJACENT UNITS NOT TO EXCEED ¼", PER ADA REQUIREMENTS.

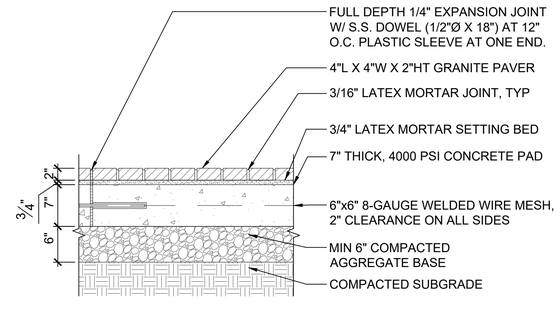

4 GRANITE UNIT PAVERS - VEHICULAR
1" = 1'-0"

0 1' 2'
1" = 1'-0"

*NOTE:
GRANITE PAVER JOINTS NOT TO EXCEED ½" IN WIDTH. VERTICAL LIP BETWEEN ADJACENT UNITS NOT TO EXCEED ¼", PER ADA REQUIREMENTS.

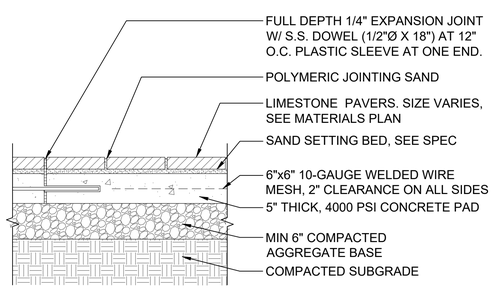

5 LIMESTONE PAVERS
1" = 1'-0"

0 1' 2'
1" = 1'-0"

*NOTE:
1)STEEL EDGE TO BE FLUSH WITH ADJACENT PAVERS (TYP.)
2)PROVIDE STEEL EDGE WHEREVER PLANTING BEDS OR LAWN ABUT BRICK PAVERS INSTALLED ON SAND SETTING BED

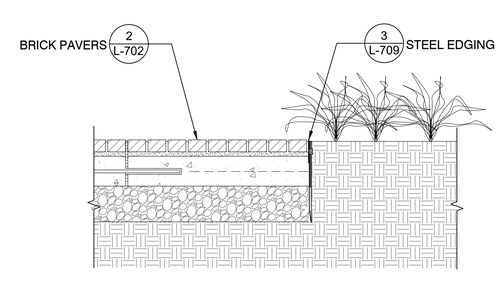

6 BRICK PAVERS TO PLANT BED
1" = 1'-0"

0 1' 2'
1" = 1'-0"

*NOTE:
1)STEEL EDGE TO BE FLUSH WITH ADJACENT PAVERS (TYP.)
2)PROVIDE STEEL EDGE WHEREVER PLANTING BEDS OR LAWN ABUT LIMESTONE PAVERS INSTALLED ON SAND SETTING BED

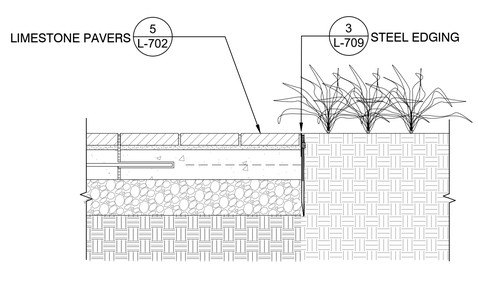

7 LIMESTONE PAVERS TO PLANT BED
1" = 1'-0"

0 1' 2'
1" = 1'-0"

Dirtworks
561 SEVENTH AVENUE FLOOR 11
NEW YORK, NY 10018
(212) 589 2263

WER
901 WEST THIRD STREET
LITTLE ROCK, AR 72201
(501) 374 5300

CONSULTANTS

CIVIL ENGINEERS
CRAFTON TULL & ASSOCIATES, INC.
901 N. 47TH STREET, SUITE 400
ROGERS, AR 72756
(479) 636 4838

MEP ENGINEERS
INSIGHT ENGINEERING
322 S STATE STREET, STE 201
LITTLE ROCK, AR 72201
(501) 237 3077

STRUCTURAL ENGINEERS
ENFRA TME, LLC
BUILDING 2, 1 ALLIED DRIVE, STE 2600
LITTLE ROCK, AR 72202
(501) 666 6776

FOOD SERVICE CONSULTANT
MCKAY-LANE CONSULTING, LTD
1807 DODSON AVE
FT. SMITH, AR 72901
(479) 629 4572

ACOUSTICAL ENGINEERS
ACENTECH
620 W. GERMANTOWN PIKE, STE. 210
PLYMOUTH MEETING PA 19462
(215) 245 8244

PROJECT TITLE

CENTRAL HOUSE & GARDEN

BENTONVILLE, AR

PROJECT NUMBER: 31483

#	ISSUED FOR	DATE
	FINAL CD's	10/2/2026

KEY PLAN

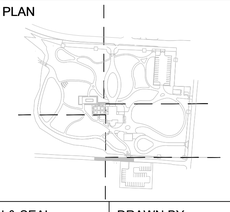

SIGN & SEAL

REGISTERED LANDSCAPE ARCHITECT
ALEX HART
License Number 712062
STATE OF ARKANSAS

DRAWN BY

CHECKED BY

SHEET TITLE

PAVEMENT DETAILS

SHEET NUMBER

L-702

NOTE:
1. MOCK UP REVIEWED BY LANDSCAPE ARCHITECT PRIOR TO INSTALL
2. SLABS TO BE SELECTED AND ADJUSTED TO PROVIDE APPROPRIATE PEDESTRIAN EXPERIENCE. TO BE VERIFIED IN FIELD WITH LANDSCAPE ARCHITECT. SLABS TO BE LEVEL SIDE-TO-SIDE WITH APPROX. 1–2% SLOPE FOR DRAINAGE.

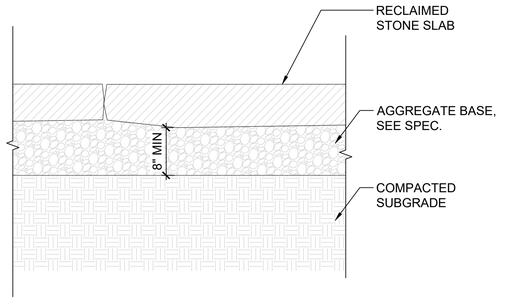

1 RECLAIMED STONE PAVING
1" = 1'-0"
0 1' 2'
1" = 1'-0"

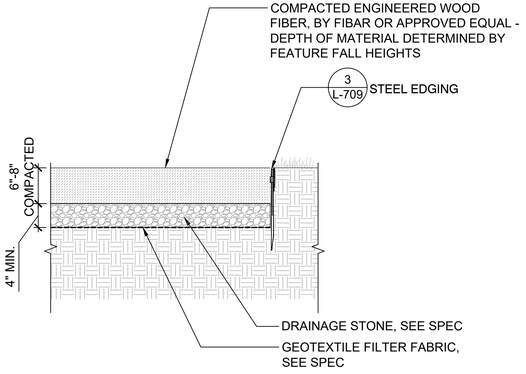

2 ENGINEERED WOOD FIBER - OUTDOOR LEARNING
1" = 1'-0"
0 1' 2'
1" = 1'-0"

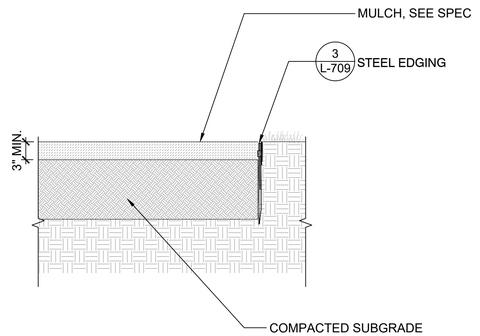

3 MULCH PATH
1" = 1'-0"
0 1' 2'
1" = 1'-0"

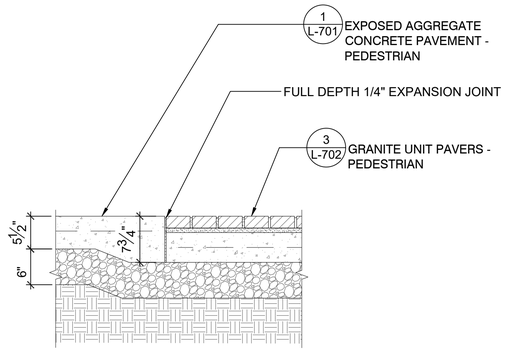

4 EXPOSED AGG. CONCRETE (PED.) TO GRANITE PAVERS
1" = 1'-0"
0 1' 2'
1" = 1'-0"

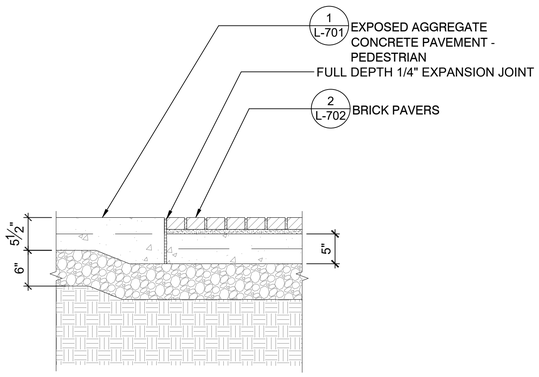

5 EXPOSED AGG. CONCRETE (PED.) TO BRICK PAVERS
1" = 1'-0"
0 1' 2'
1" = 1'-0"

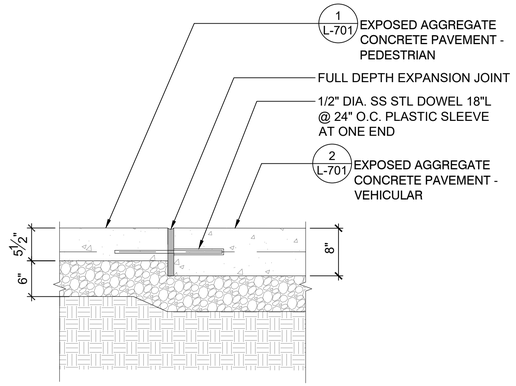

6 EXPOSED AGG. CONCRETE (PED.) TO EXPOSED AGG. CONCRETE (VEH.)
1" = 1'-0"
0 1' 2'
1" = 1'-0"

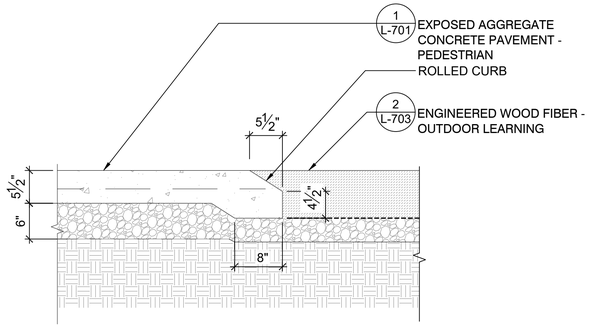

7 EXPOSED AGG. CONCRETE (PED.) TO MULCH AT LEARNING AREA
1" = 1'-0"
0 1' 2'
1" = 1'-0"

TYPICAL CROSS SECTION

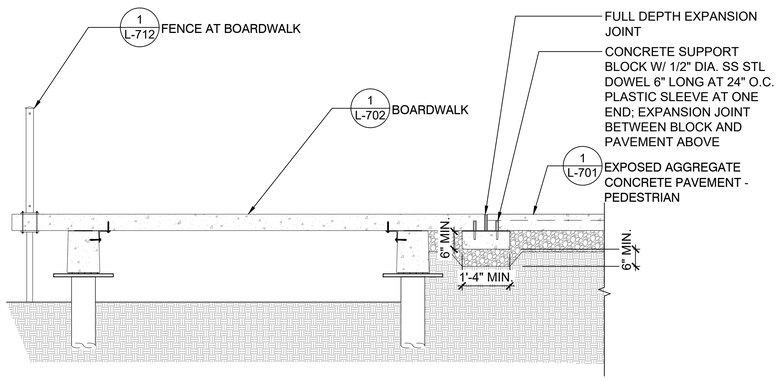

8 BOARDWALK TO EXPOSED AGG. CONCRETE (PED) TRANSITION
1/2" = 1'-0"
0 1' 2' 4'
1/2" = 1'-0"

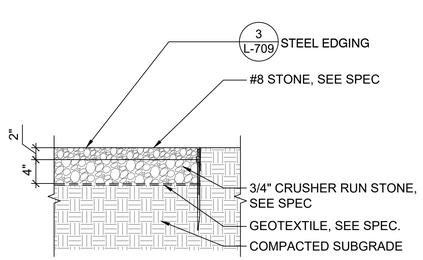

9 GRAVEL PATH
1" = 1'-0"
0 1' 2'
1" = 1'-0"

NOTE:

PROVIDE STEEL EDGING AT ALL LOCATIONS WHERE LAWN AND PLANTING BED ABUT

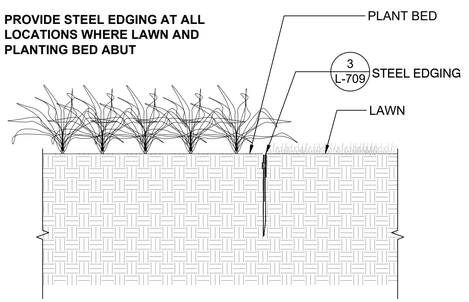

10 LAWN TO PLANT BED
1" = 1'-0"
0 1' 2'
1" = 1'-0"

Dirtworks
561 SEVENTH AVENUE FLOOR 11
NEW YORK, NY 10018
(212) 589 2263

WER
901 WEST THIRD STREET
LITTLE ROCK, AR 72201
(501) 374 5300

CONSULTANTS

CIVIL ENGINEERS
CRAFTON TULL & ASSOCIATES, INC.
901 N. 47TH STREET, SUITE 400
ROGERS, AR 72756
(479) 636 4838

MEP ENGINEERS
INSIGHT ENGINEERING
322 S STATE STREET, STE 201
LITTLE ROCK, AR 72201
(501) 237 3077

STRUCTURAL ENGINEERS
ENFRA TME, LLC
BUILDING 2, 1 ALLIED DRIVE, STE 2600
LITTLE ROCK, AR 72202
(501) 666 6776

FOOD SERVICE CONSULTANT
MCKAY-LANE CONSULTING, LTD
1807 DODSON AVE
FT. SMITH, AR 72901
(479) 629 4572

ACOUSTICAL ENGINEERS
ACENTECH
620 W. GERMANTOWN PIKE, STE. 210
PLYMOUTH MEETING PA 19462
(215) 245 8244

PROJECT TITLE

CENTRAL HOUSE & GARDEN

BENTONVILLE, AR

PROJECT NUMBER: 31483

#	ISSUED FOR	DATE
	FINAL CD's	10/2/2026

KEY PLAN

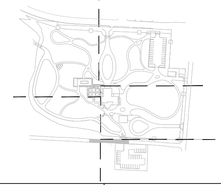

SIGN & SEAL

REGISTERED LANDSCAPE ARCHITECT
ALEX HART
License Number 712062
STATE OF ARKANSAS

DRAWN BY

CHECKED BY

SHEET TITLE

PAVEMENT DETAILS

SHEET NUMBER

L-703

NOTE:

1. **ALL BRIDGE CURBS SHOULD HAVE END PIERS. USE INTERMEDIATE PIERS FOR SPANS OVER 12', LOCATE ALL ROOTS AND PIERS IN FIELD TO AVOID CUTTING ROOTS OVER 1" DIAMETER**
2. **BOTTOM OF FOOTING MIN. DEPTH PER LOCAL FROST LINE — VERIFY WITH CITY OF BENTONVILLE BUILDING CODE BEFORE INSTALL.**

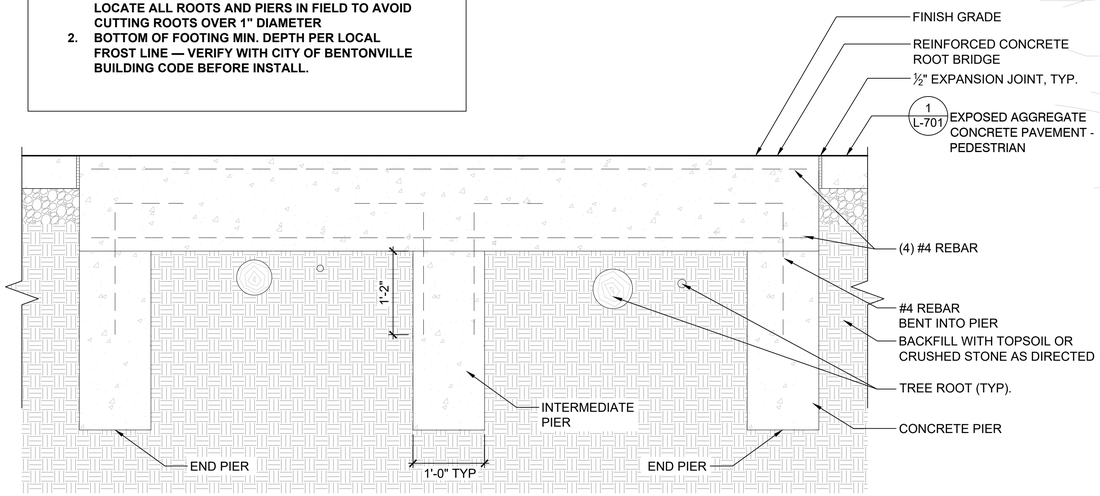

SECTION B-B'

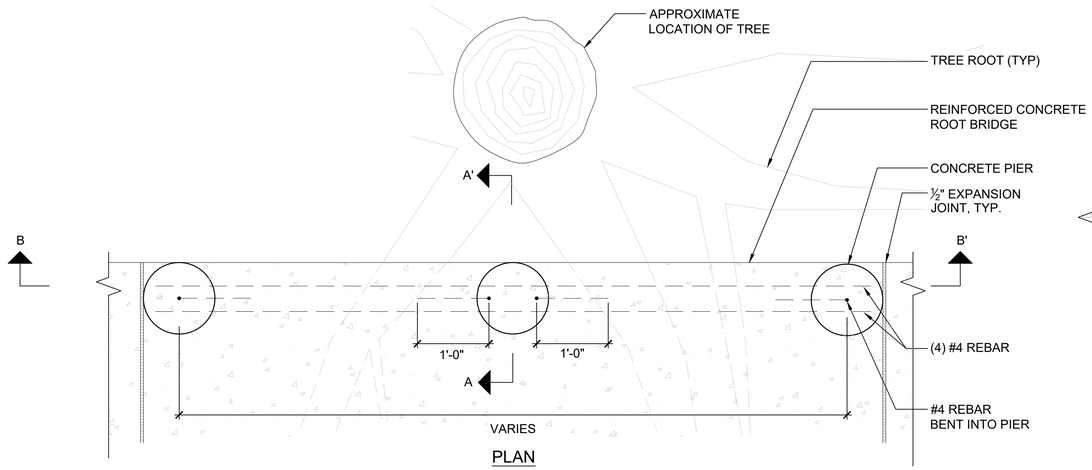

PLAN

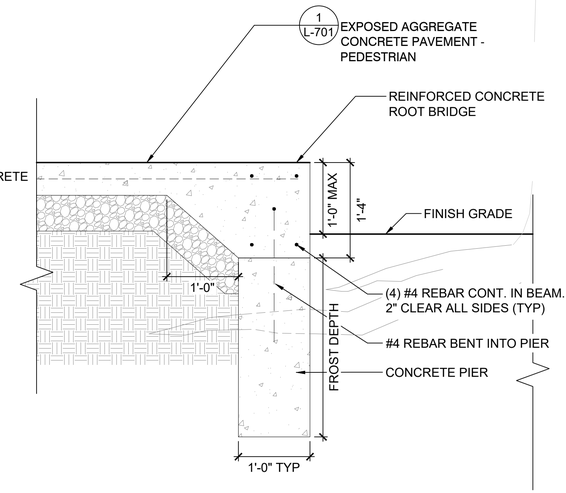

SECTION A-A'

1 ROOT BRIDGE

1" = 1'-0"

0 1' 2'
1" = 1'-0"

Dirtworks
561 SEVENTH AVENUE FLOOR 11
NEW YORK, NY 10018
(212) 589 2263

WER
901 WEST THIRD STREET
LITTLE ROCK, AR 72201
(501) 374 5300

CONSULTANTS

CIVIL ENGINEERS
CRAFTON TULL & ASSOCIATES, INC.
901 N. 47TH STREET, SUITE 400
ROGERS, AR 72756
(479) 636 4838

MEP ENGINEERS
INSIGHT ENGINEERING
322 S STATE STREET, STE 201
LITTLE ROCK, AR 72201
(501) 237 3077

STRUCTURAL ENGINEERS
ENFRA TME, LLC
BUILDING 2, 1 ALLIED DRIVE, STE 2600
LITTLE ROCK, AR 72202
(501) 666 6776

FOOD SERVICE CONSULTANT
MCKAY-LANE CONSULTING, LTD
1807 DODSON AVE
FT. SMITH, AR 72901
(479) 629 4572

ACOUSTICAL ENGINEERS
ACENTECH
620 W. GERMANTOWN PIKE, STE. 210
PLYMOUTH MEETING PA 19462
(215) 245 8244

PROJECT TITLE

CENTRAL HOUSE & GARDEN

BENTONVILLE, AR

PROJECT NUMBER: 31483

#	ISSUED FOR	DATE
	FINAL CD's	10/2/2026

KEY PLAN

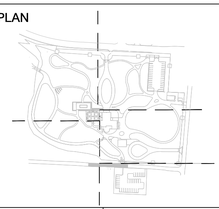

SIGN & SEAL

REGISTERED LANDSCAPE ARCHITECT
ALEX HART
License Number 712062
STATE OF ARKANSAS

DRAWN BY

CHECKED BY

SHEET TITLE

SITE ELEMENT DETAILS

SHEET NUMBER

L-704

NOTE:
BRIDGE SHOWN FOR COORDINATION ONLY, NOT FOR CONSTRUCTION. ABUTMENTS BY PROJECT STRUCTURAL ENGINEER. MICROPILES OR HELICAL PILES (AS APPLICABLE) BY MICROPILE OR HELICAL PILE SUPPLIER, SEE STRUCTURAL ENGINEER'S PLANS. ALL OTHER BRIDGE ELEMENTS BY CONTECH OR APPROVED EQUAL, SEE SPEC.

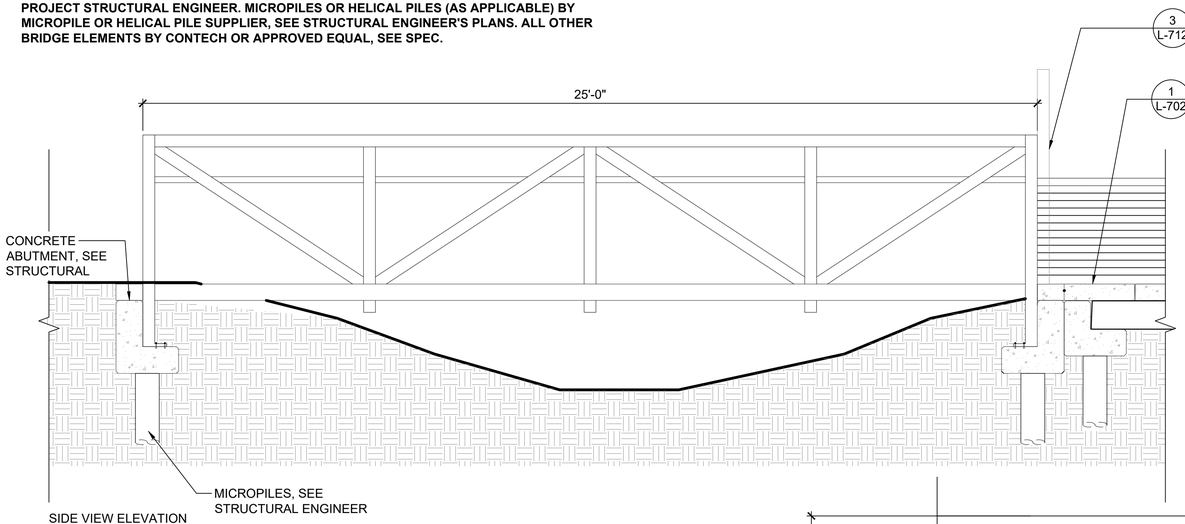

SIDE VIEW ELEVATION

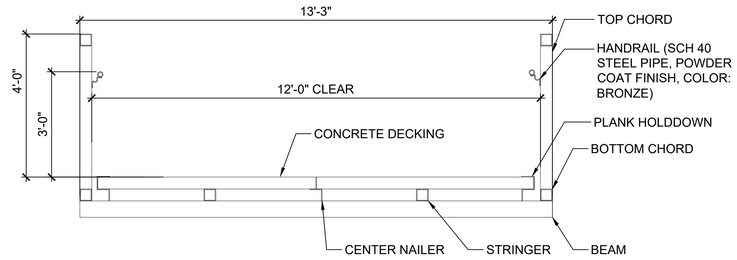

SECTION VIEW

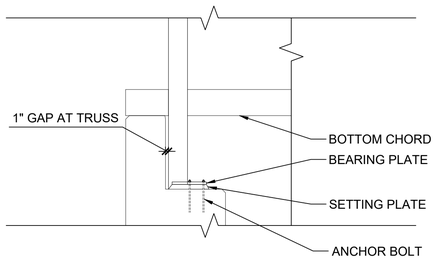

CONNECTION TO CONCRETE ABUTMENT (NTS)

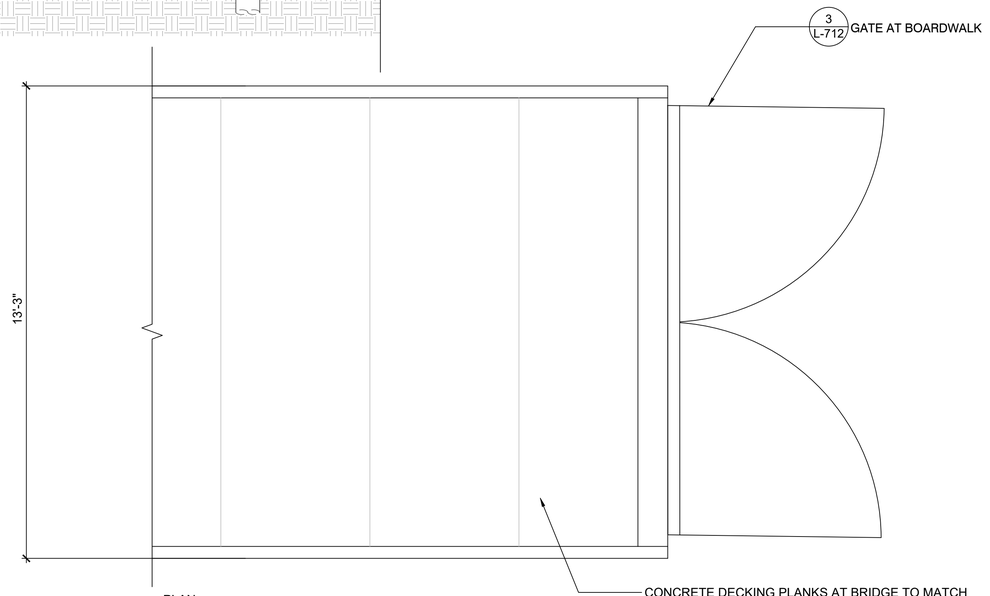

PLAN

1 BRIDGE
1/2" = 1'-0"

0 1' 2' 4'
1/2" = 1'-0"

Dirtworks
561 SEVENTH AVENUE FLOOR 11
NEW YORK, NY 10018
(212) 589 2263

WER
901 WEST THIRD STREET
LITTLE ROCK, AR 72201
(501) 374 5300

CONSULTANTS

CIVIL ENGINEERS
CRAFTON TULL & ASSOCIATES, INC.
901 N. 47TH STREET, SUITE 400
ROGERS, AR 72756
(479) 636 4838

MEP ENGINEERS
INSIGHT ENGINEERING
322 S STATE STREET, STE 201
LITTLE ROCK, AR 72201
(501) 237 3077

STRUCTURAL ENGINEERS
ENFRA TME, LLC
BUILDING 2, 1 ALLIED DRIVE, STE 2600
LITTLE ROCK, AR 72202
(501) 666 6776

FOOD SERVICE CONSULTANT
MCKAY-LANE CONSULTING, LTD
1807 DODSON AVE
FT. SMITH, AR 72901
(479) 629 4572

ACOUSTICAL ENGINEERS
ACENTECH
620 W. GERMANTOWN PIKE, STE. 210
PLYMOUTH MEETING PA 19462
(215) 245 8244

PROJECT TITLE

CENTRAL HOUSE & GARDEN
BENTONVILLE, AR

PROJECT NUMBER: 31483

#	ISSUED FOR	DATE
	FINAL CD's	10/2/2026

KEY PLAN

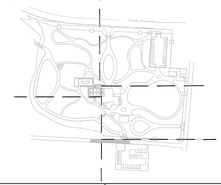

SIGN & SEAL

REGISTERED LANDSCAPE ARCHITECT
ALEX HART
License Number 712062
STATE OF ARKANSAS

DRAWN BY

CHECKED BY

SHEET TITLE

SITE ELEMENT DETAILS

SHEET NUMBER

L-705

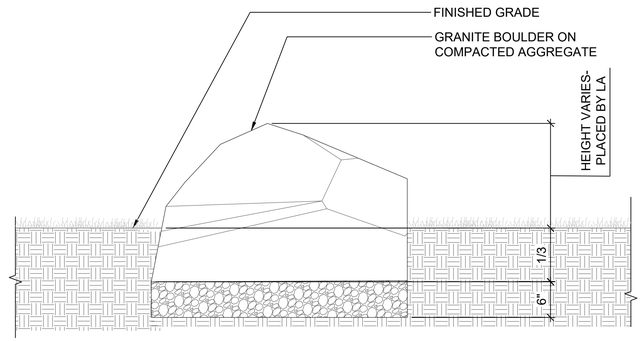

1 BOULDER - SITE
1" = 1'-0"

0 1' 2'
1" = 1'-0"

NOTE:
1. MOCK UP REVIEWED BY LANDSCAPE ARCHITECT PRIOR TO INSTALL
2. EACH SLAB IS TO BE SET WITH A MINIMUM OVERLAP OF HALF THE TOTAL SLAB WIDTH. SLABS TO BE SELECTED AND ADJUSTED TO PROVIDE APPROXIMATELY SIMILAR TREAD RUNS AND RISER HEIGHTS. TO BE VERIFIED IN FIELD WITH LANDSCAPE ARCHITECT. SLABS TO BE LEVEL SIDE-TO-SIDE WITH APPROX. 1–2% SLOPE FOR DRAINAGE.

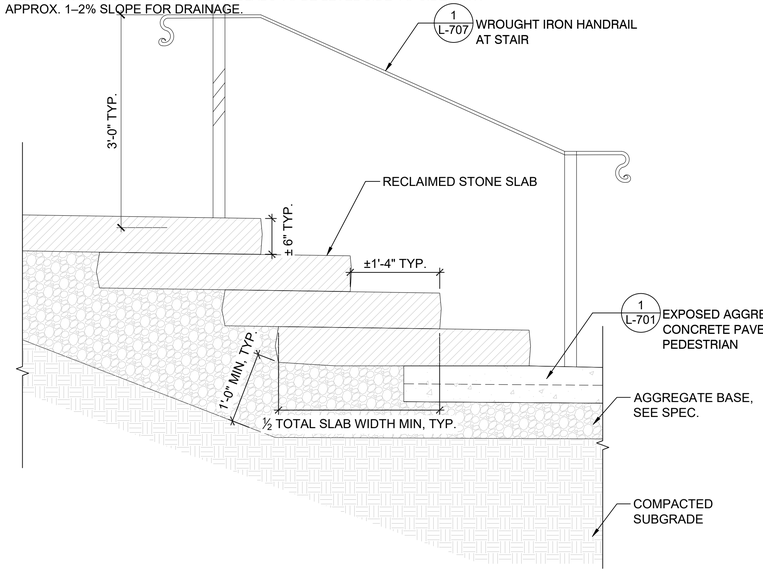

SECTION

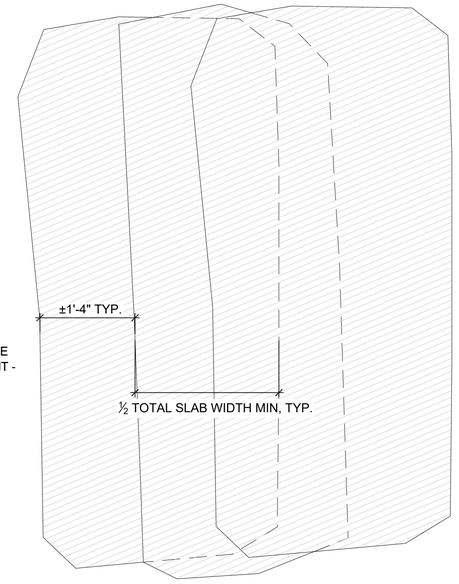

PLAN

2 RECLAIMED STONE STEPS
1" = 1'-0"

0 1' 2'
1" = 1'-0"

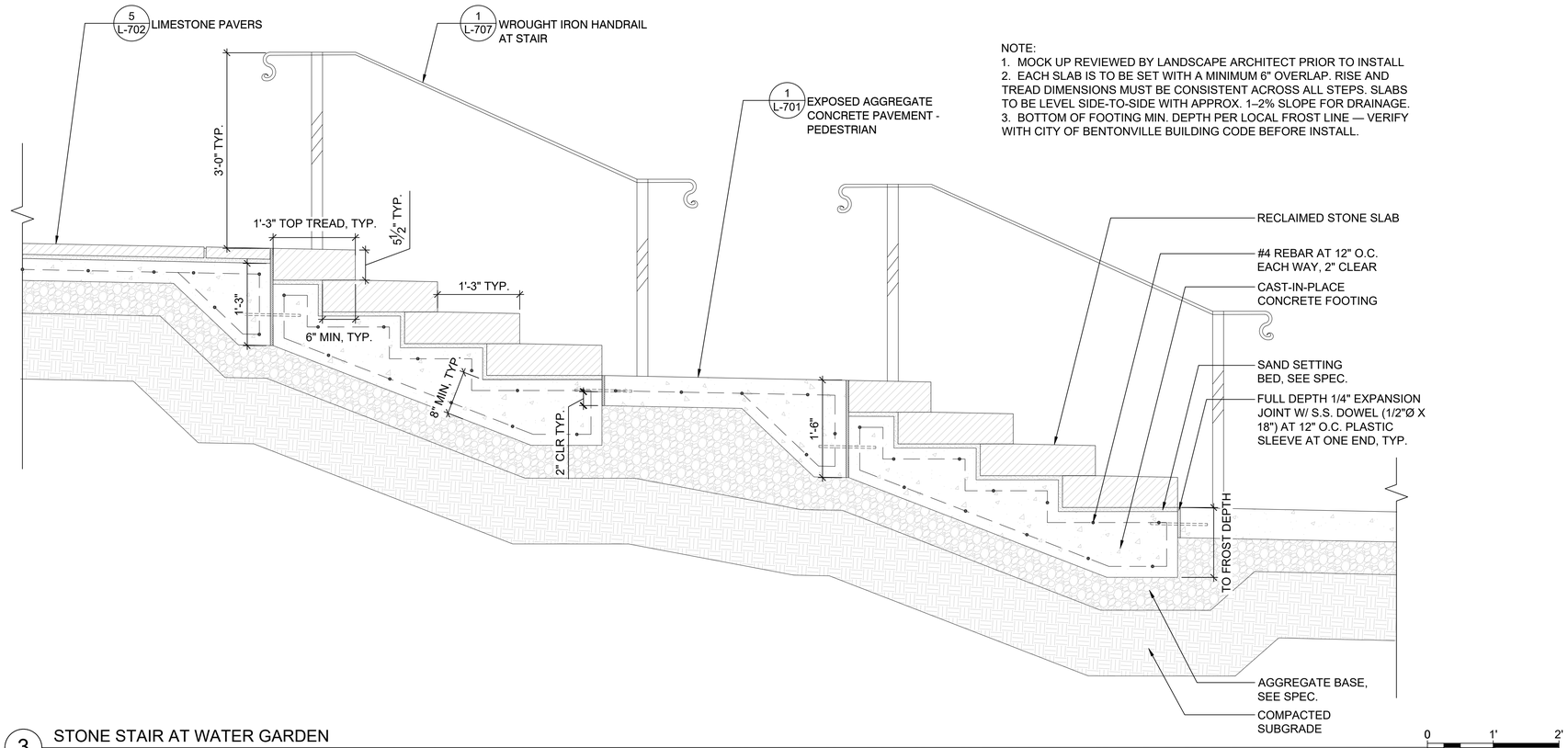

NOTE:
1. MOCK UP REVIEWED BY LANDSCAPE ARCHITECT PRIOR TO INSTALL
2. EACH SLAB IS TO BE SET WITH A MINIMUM 6" OVERLAP. RISE AND TREAD DIMENSIONS MUST BE CONSISTENT ACROSS ALL STEPS. SLABS TO BE LEVEL SIDE-TO-SIDE WITH APPROX. 1–2% SLOPE FOR DRAINAGE.
3. BOTTOM OF FOOTING MIN. DEPTH PER LOCAL FROST LINE — VERIFY WITH CITY OF BENTONVILLE BUILDING CODE BEFORE INSTALL.

3 STONE STAIR AT WATER GARDEN
1" = 1'-0"

0 1' 2'
1" = 1'-0"

Dirtworks
561 SEVENTH AVENUE FLOOR 11
NEW YORK, NY 10018
(212) 589 2263

WER
901 WEST THIRD STREET
LITTLE ROCK, AR 72201
(501) 374 5300

CONSULTANTS

CIVIL ENGINEERS
CRAFTON TULL & ASSOCIATES, INC.
901 N. 47TH STREET, SUITE 400
ROGERS, AR 72756
(479) 636 4838

MEP ENGINEERS
INSIGHT ENGINEERING
322 S STATE STREET, STE 201
LITTLE ROCK, AR 72201
(501) 237 3077

STRUCTURAL ENGINEERS
ENFRA TME, LLC
BUILDING 2, 1 ALLIED DRIVE, STE 2600
LITTLE ROCK, AR 72202
(501) 666 6776

FOOD SERVICE CONSULTANT
MCKAY-LANE CONSULTING, LTD
1807 DODSON AVE
FT. SMITH, AR 72901
(479) 629 4572

ACOUSTICAL ENGINEERS
ACENTECH
620 W. GERMANTOWN PIKE, STE. 210
PLYMOUTH MEETING PA 19462
(215) 245 8244

PROJECT TITLE

CENTRAL HOUSE & GARDEN

BENTONVILLE, AR

PROJECT NUMBER: 31483

#	ISSUED FOR	DATE
	FINAL CD's	10/2/2026

KEY PLAN

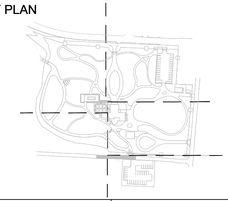

SIGN & SEAL

REGISTERED LANDSCAPE ARCHITECT
ALEX HART
License Number 712062
STATE OF ARKANSAS

DRAWN BY

CHECKED BY

SHEET TITLE

SITE ELEMENT DETAILS

SHEET NUMBER

L-706

NOTE: CONTRACTOR TO PROVIDE SHOP DRAWING BASED ON FIELD MEASUREMENTS FOR REVIEW AND APPROVAL BY THE LANDSCAPE ARCHITECT PRIOR TO FABRICATION.

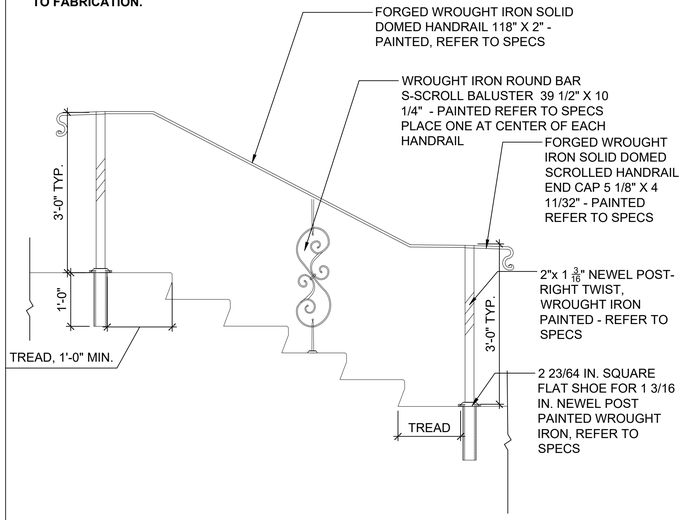

1 WROUGHT IRON HANDRAIL AT STAIR
3/4" = 1'-0"

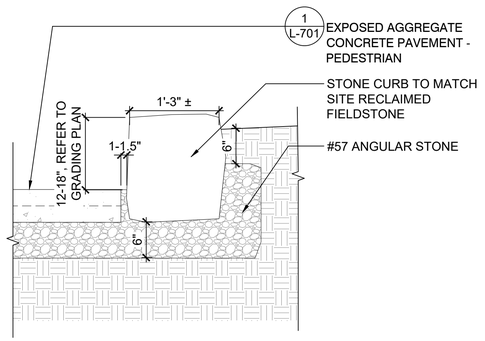

2 STONE CURB
1" = 1'-0"

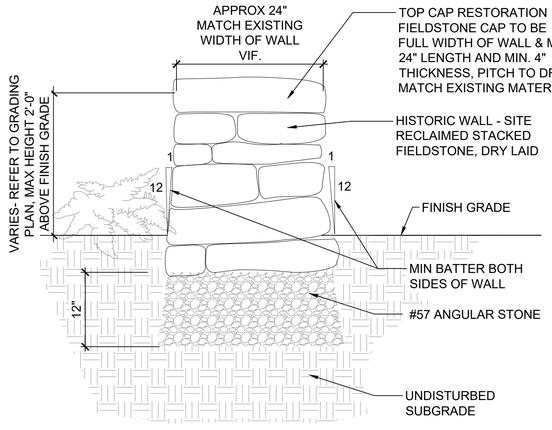

TYPE 1
NON-RETAINING

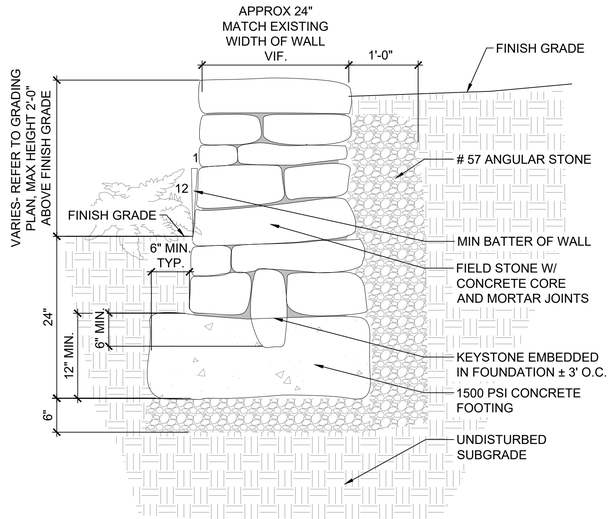

TYPE 2
RETAINING

3 HISTORIC WALL - RECONSTRUCTED
1" = 1'-0"

NOTE: CONTRACTOR TO PROVIDE SHOP DRAWING BASED ON FIELD MEASUREMENTS FOR REVIEW AND APPROVAL BY THE LANDSCAPE ARCHITECT PRIOR TO FABRICATION.

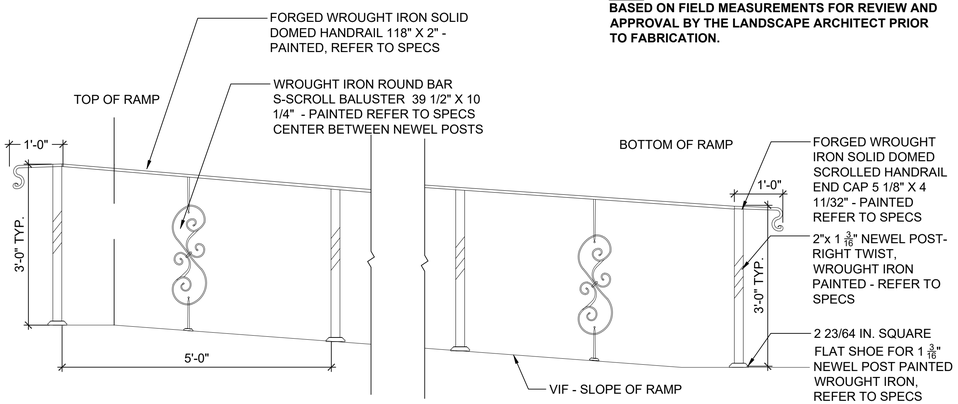

4 WROUGHT IRON HANDRAIL AT RAMP
3/4" = 1'-0"

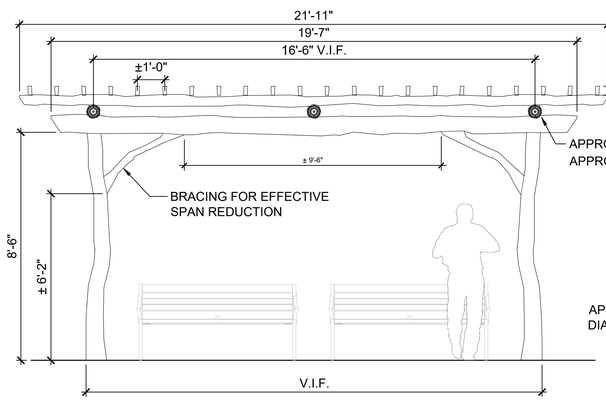

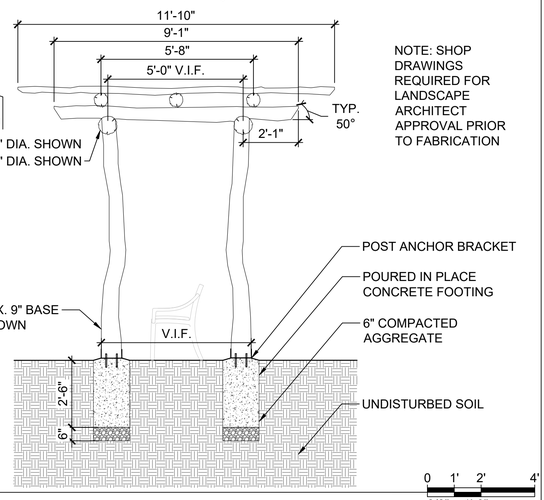

NOTE: SHOP DRAWINGS REQUIRED FOR LANDSCAPE ARCHITECT APPROVAL PRIOR TO FABRICATION

5 TRELLIS AT OUTDOOR LEARNING AREA
3/8" = 1'-0"

Dirtworks
561 SEVENTH AVENUE FLOOR 11
NEW YORK, NY 10018
(212) 589 2263

WER
901 WEST THIRD STREET
LITTLE ROCK, AR 72201
(501) 374 5300

CONSULTANTS

CIVIL ENGINEERS
CRAFTON TULL & ASSOCIATES, INC.
901 N. 47TH STREET, SUITE 400
ROGERS, AR 72756
(479) 636 4838

MEP ENGINEERS
INSIGHT ENGINEERING
322 S STATE STREET, STE 201
LITTLE ROCK, AR 72201
(501) 237 3077

STRUCTURAL ENGINEERS
ENFRA TME, LLC
BUILDING 2, 1 ALLIED DRIVE, STE 2600
LITTLE ROCK, AR 72202
(501) 666 6776

FOOD SERVICE CONSULTANT
MCKAY-LANE CONSULTING, LTD
1807 DODSON AVE
FT. SMITH, AR 72901
(479) 629 4572

ACOUSTICAL ENGINEERS
ACENTECH
620 W. GERMANTOWN PIKE, STE. 210
PLYMOUTH MEETING PA 19462
(215) 245 8244

PROJECT TITLE

CENTRAL HOUSE & GARDEN

BENTONVILLE, AR

PROJECT NUMBER: 31483

#	ISSUED FOR	DATE
	FINAL CD's	10/2/2026

KEY PLAN

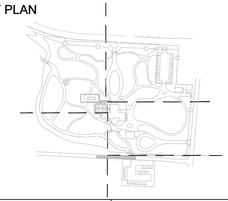

SIGN & SEAL

REGISTERED LANDSCAPE ARCHITECT
ALEX HART
License Number 712062
STATE OF ARKANSAS

DRAWN BY

CHECKED BY

SHEET TITLE

SITE ELEMENT DETAIL

SHEET NUMBER

L-707

NOTES:

1. ALL COMPONENTS SHOULD BE BEDDED AND JOINTED USING 1: 1:6 CEMENT/LIME/ SAND MORTAR OR SIMILAR.
2. JOINTS SHOULD BE ¼" WIDE. THE JOINTING MORTAR SHOULD BE LEFT SLIGHTLY RECESSED FROM THE SURFACE OF THE STONEWORK. POINTING SHOULD BE CARRIED OUT USING MANUFACTURER'S COLOUR-MATCHED DRY MIX IN ACCORDANCE WITH THE INSTRUCTIONS PRINTED ON BAGS.
3. HOLLOW CORE OF EACH COLUMN SECTION IS LINED WITH POLYSTYRENE, STYROFOAM, OR SIMILAR TO ACT AS AN ISOLATING MEDIUM WHEN COLUMN CORES ARE INFILLED WITH CONCRETE.
4. THE ISOLATING MATERIAL, WHEN INSERTED, SHOULD MAKE CONTINUOUS CONTACT WITH THE INNER CORE SURFACE. CARE SHOULD BE TAKEN TO ENSURE SUFFICIENT OVERLAP OF MATERIAL AT BOTH VERTICAL AND HORIZONTAL JOINTS.
5. THE TOP OF THE CAPITAL WILL NEED TO BE WATERPROOFED WITH BITUMINOUS PAINT (APPLIED STRICTLY IN ACCORDANCE WITH MANUFACTURERS INSTRUCTIONS) TO APPROXIMATELY 1" FROM THE EDGE OF THE STONE.
6. SHOP DRAWINGS REQUIRED FOR LANDSCAPE ARCHITECT APPROVAL PRIOR TO FABRICATION

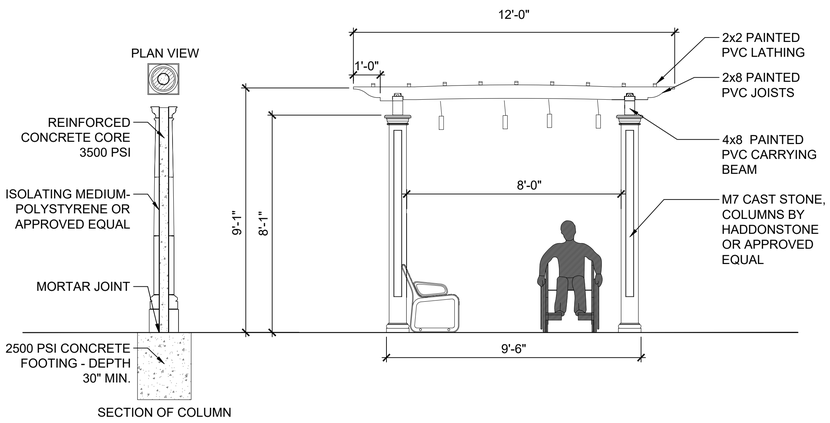

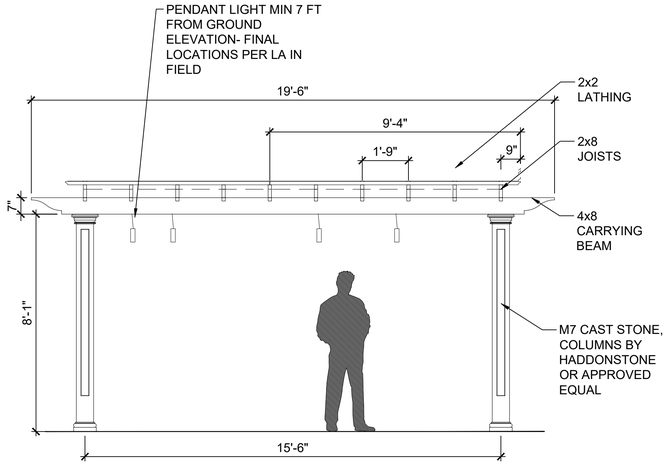

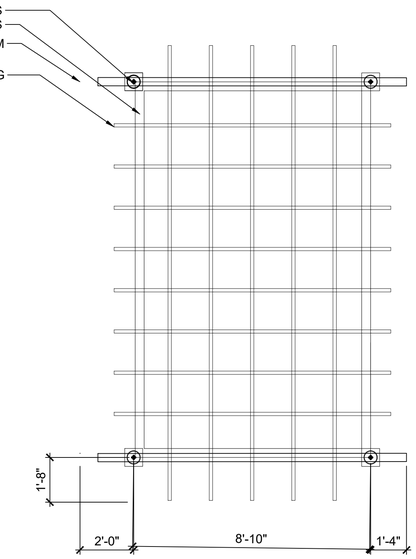

1 TRELLIS
3/8" = 1'-0"

0 1' 2' 4'
3/8" = 1'-0"

NOTE: SHOP DRAWINGS REQUIRED FOR LANDSCAPE ARCHITECT APPROVAL PRIOR TO FABRICATION

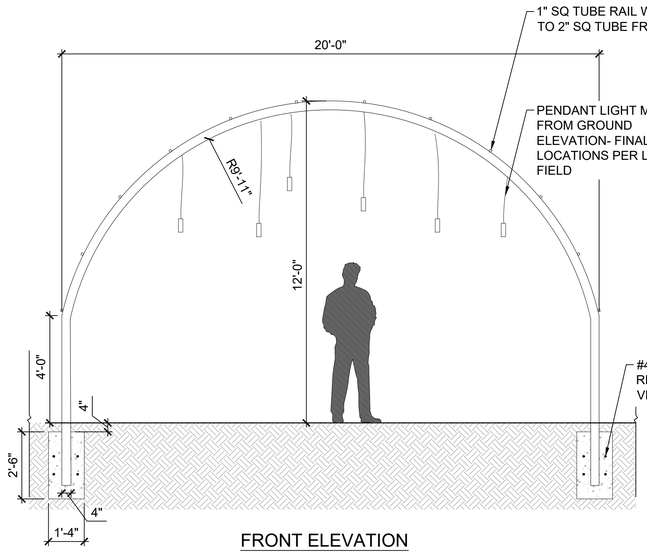

FRONT ELEVATION

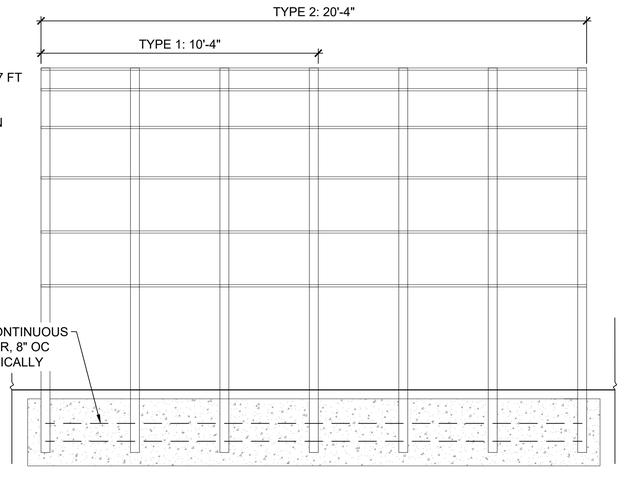

SIDE ELEVATION

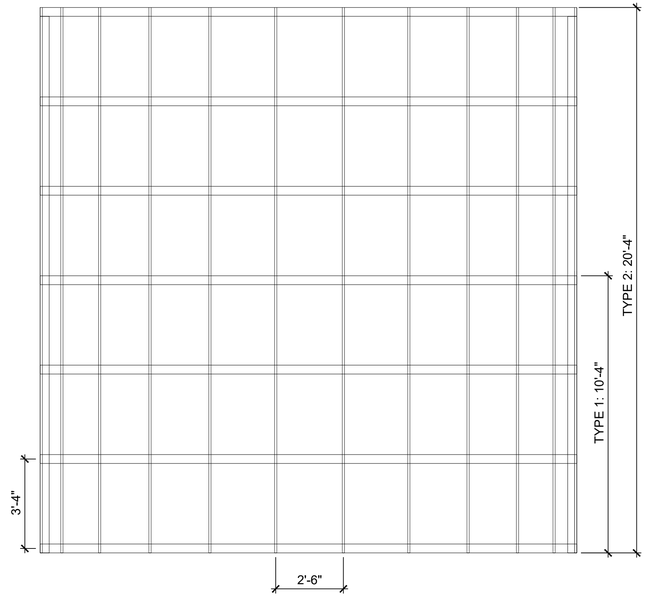

PLAN

2 METAL ARCH - TYPE 1 & 2
3/8" = 1'-0"

0 1' 2' 4'
3/8" = 1'-0"

Dirtworks
561 SEVENTH AVENUE FLOOR 11
NEW YORK, NY 10018
(212) 589 2263

WER
901 WEST THIRD STREET
LITTLE ROCK, AR 72201
(501) 374 5300

CONSULTANTS

CIVIL ENGINEERS
CRAFTON TULL & ASSOCIATES, INC.
901 N. 47TH STREET, SUITE 400
ROGERS, AR 72756
(479) 636 4838

MEP ENGINEERS
INSIGHT ENGINEERING
322 S STATE STREET, STE 201
LITTLE ROCK, AR 72201
(501) 237 3077

STRUCTURAL ENGINEERS
ENFRA TME, LLC
BUILDING 2, 1 ALLIED DRIVE, STE 2600
LITTLE ROCK, AR 72202
(501) 666 6776

FOOD SERVICE CONSULTANT
MCKAY-LANE CONSULTING, LTD
1807 DODSON AVE
FT. SMITH, AR 72901
(479) 629 4572

ACOUSTICAL ENGINEERS
ACENTECH
620 W. GERMANTOWN PIKE, STE. 210
PLYMOUTH MEETING PA 19462
(215) 245 8244

PROJECT TITLE

CENTRAL HOUSE & GARDEN

BENTONVILLE, AR

PROJECT NUMBER: 31483

#	ISSUED FOR	DATE
	FINAL CD's	10/2/2026

KEY PLAN

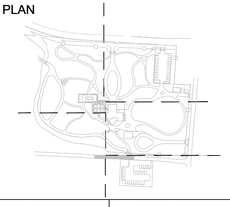

SIGN & SEAL

REGISTERED LANDSCAPE ARCHITECT
ALEX HART
License Number 712062
STATE OF ARKANSAS

DRAWN BY

CHECKED BY

SHEET TITLE

SITE ELEMENT DETAILS

SHEET NUMBER

L-708

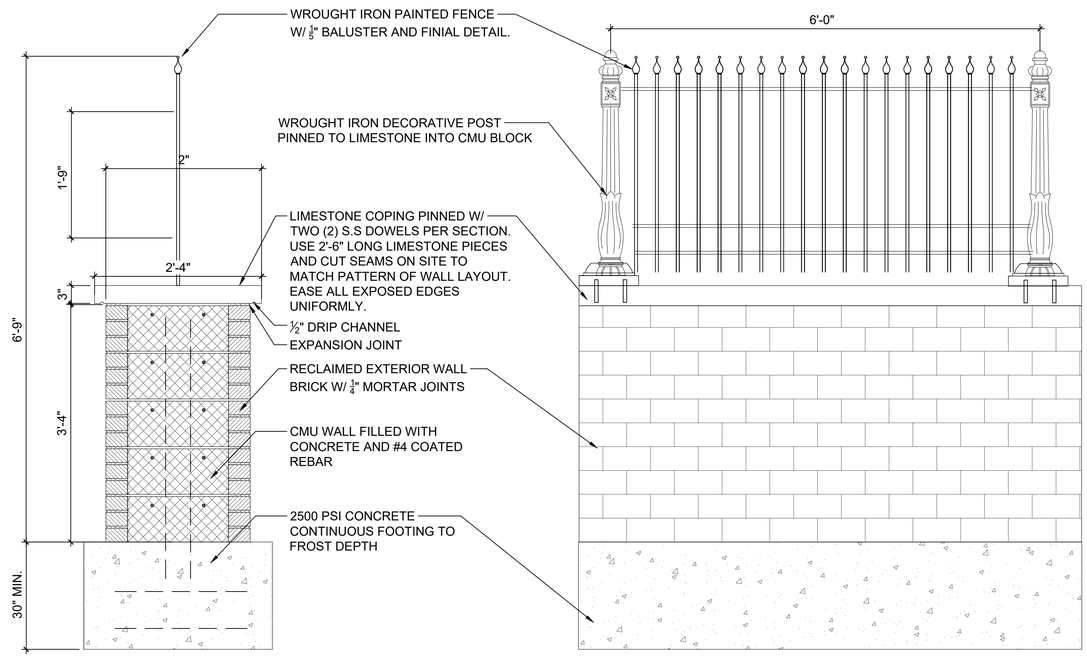

1 FENCE AT PARKING LOT
1" = 1'-0"

0 1' 2'
1" = 1'-0"

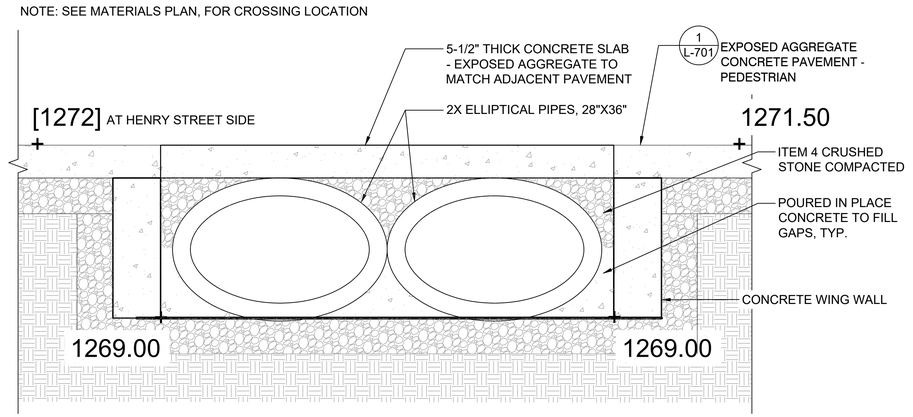

2 CONCRETE SWALE CROSSING
1" = 1'-0"

0 1' 2'
1" = 1'-0"

NOTE:

1. ALL ANGLES, ARCS, AND RADII SHALL BE MECHANICALLY BENT.
2. ALL WELDS TO BE PAINTED TO MATCH PAINTED EDGING.

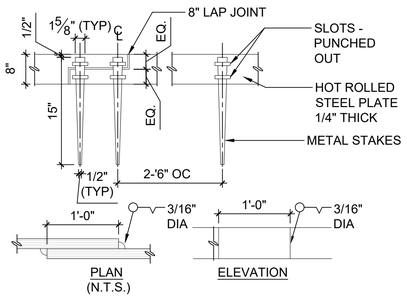

3 STEEL EDGING
1" = 1'-0"

0 1' 2'
1" = 1'-0"

NOTES:

1. **INCLUDE FLOAT VALVE AND AUTO REFILL FOR FOUNTAIN**
2. **FOUNTAIN TO HAVE CONTINUOUS CIRCULATION**
3. **PUMP TO DRAIN FOUNTAIN IN WINTER / DURING FREEZE SEASON**
4. **INCLUDE PERIMETER OVERFLOW**
5. **¼ TOLERANCE FOR WATER SURFACE LEVEL**
6. **UTILITIES LOCATED IN UNDERGROUND VAULT - REFER TO PLAN**
7. **LIGHTING ON A SEPARATE SWITCH AND TIMER**

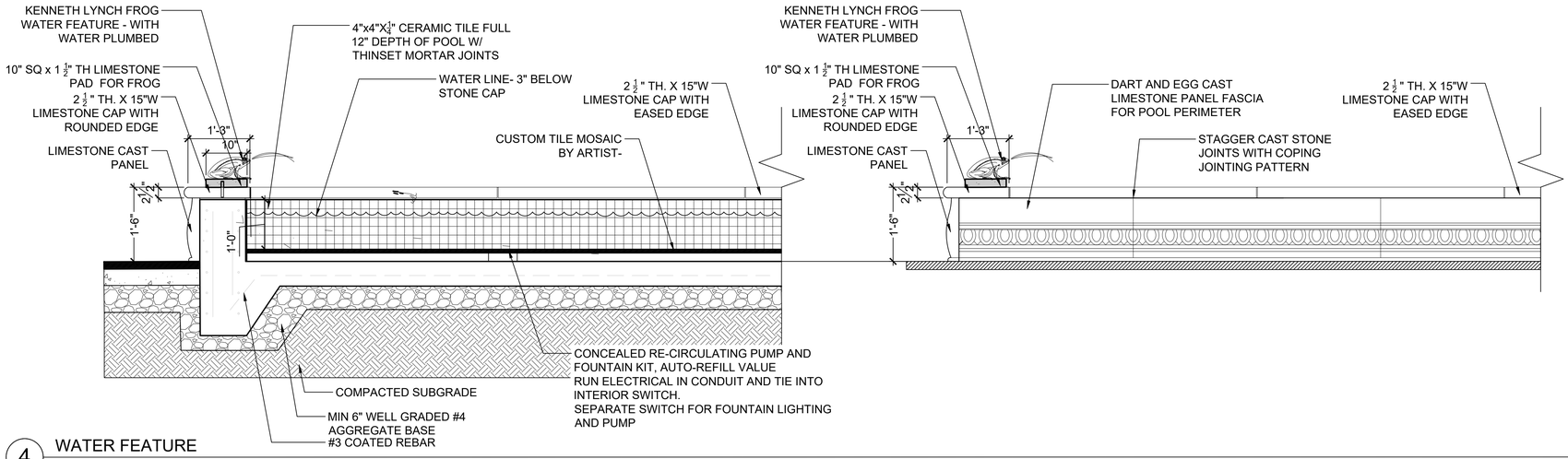

4 WATER FEATURE
3/4" = 1'-0"

0 1' 2'
3/4" = 1'-0"

Dirtworks
561 SEVENTH AVENUE FLOOR 11
NEW YORK, NY 10018
(212) 589 2263

WER
901 WEST THIRD STREET
LITTLE ROCK, AR 72201
(501) 374 5300

CONSULTANTS

CIVIL ENGINEERS
CRAFTON TULL & ASSOCIATES, INC.
901 N. 47TH STREET, SUITE 400
ROGERS, AR 72756
(479) 636 4838

MEP ENGINEERS
INSIGHT ENGINEERING
322 S STATE STREET, STE 201
LITTLE ROCK, AR 72201
(501) 237 3077

STRUCTURAL ENGINEERS
ENFRA TME, LLC
BUILDING 2, 1 ALLIED DRIVE, STE 2600
LITTLE ROCK, AR 72202
(501) 666 6776

FOOD SERVICE CONSULTANT
MCKAY-LANE CONSULTING, LTD
1807 DODSON AVE
FT. SMITH, AR 72901
(479) 629 4572

ACOUSTICAL ENGINEERS
ACENTECH
620 W. GERMANTOWN PIKE, STE. 210
PLYMOUTH MEETING PA 19462
(215) 245 8244

PROJECT TITLE

CENTRAL HOUSE & GARDEN

BENTONVILLE, AR

PROJECT NUMBER: 31483

#	ISSUED FOR	DATE
	FINAL CD's	10/2/2026

KEY PLAN

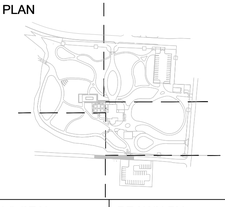

SIGN & SEAL

REGISTERED LANDSCAPE ARCHITECT
ALEX HART
License Number 712062
STATE OF ARKANSAS

DRAWN BY

CHECKED BY

SHEET TITLE

SITE ELEMENT DETAILS

SHEET NUMBER

L-709

NOTE:

1. SEE GRADING PLAN FOR TOP OF WALL AND BOTTOM OF WALL ELEVATION.
2. CONTRACTOR TO PROVIDE SHOP DRAWING FOR REVIEW AND APPROVAL BY THE LANDSCAPE ARCHITECT PRIOR TO INSTALL.

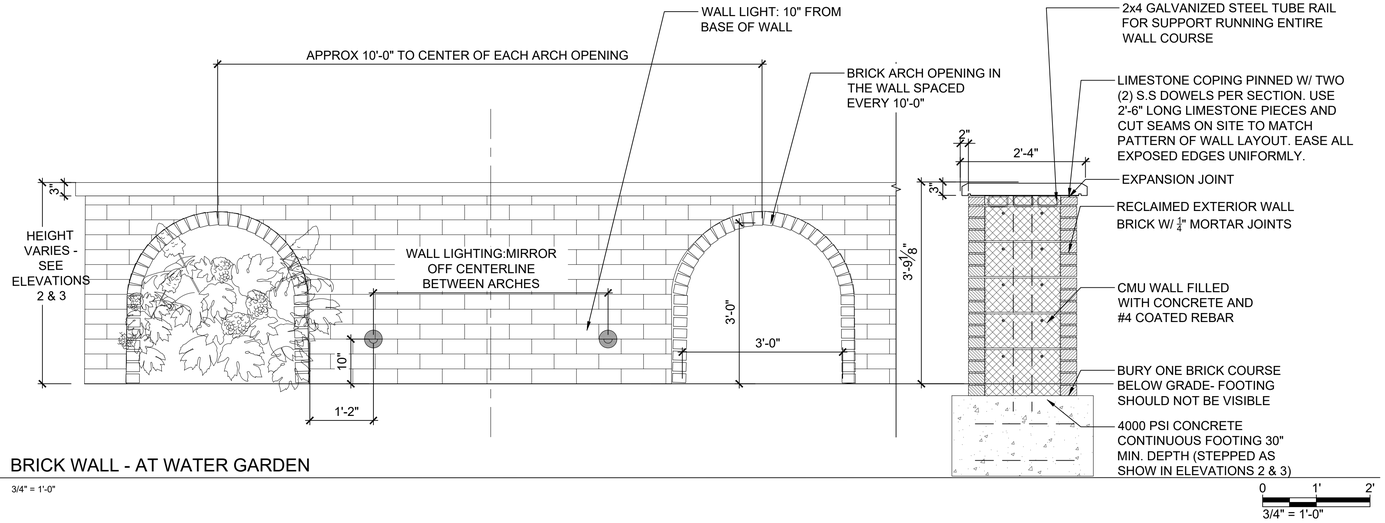

1 BRICK WALL - AT WATER GARDEN

3/4" = 1'-0"

NOTE: REFER TO GRADING PLAN FOR ALL WALL ELEVATIONS

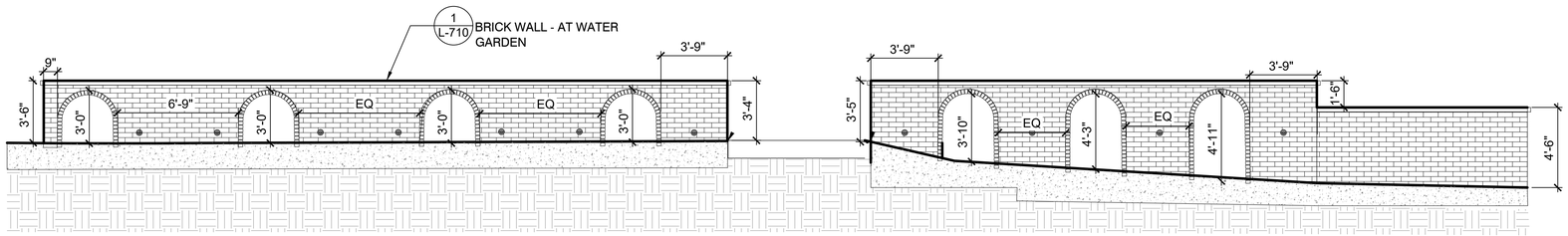

2 BRICK WALL AT WATER GARDEN - SECTION A

1/4" = 1'-0"

0 1' 4' 8'
1/4" = 1'-0"

NOTE: REFER TO GRADING PLAN FOR ALL WALL ELEVATIONS

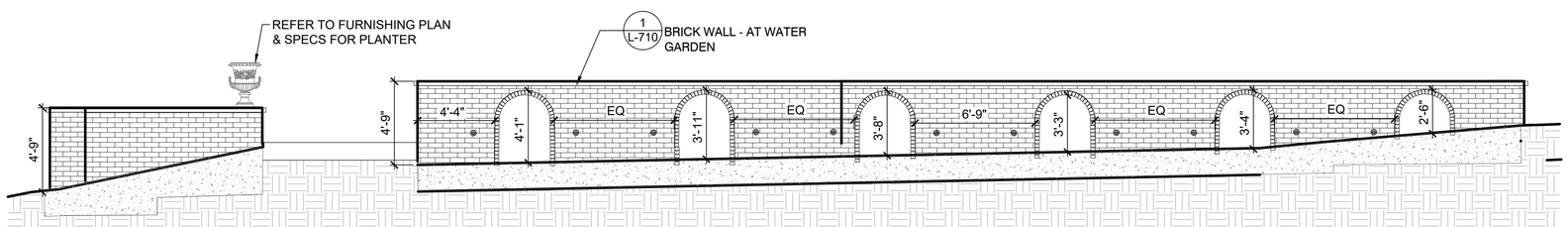

3 BRICK WALL AT WATER GARDEN - SECTION B

1/4" = 1'-0"

0 1' 4' 8'
1/4" = 1'-0"

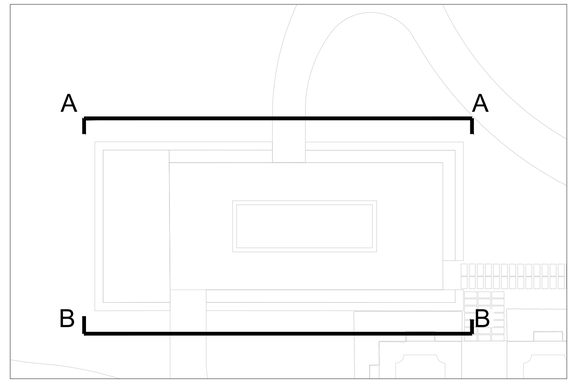

4 SECTION KEY MAP

NTS

Dirtworks
561 SEVENTH AVENUE FLOOR 11
NEW YORK, NY 10018
(212) 589 2263

WER
901 WEST THIRD STREET
LITTLE ROCK, AR 72201
(501) 374 5300

CONSULTANTS

CIVIL ENGINEERS
CRAFTON TULL & ASSOCIATES, INC.
901 N. 47TH STREET, SUITE 400
ROGERS, AR 72756
(479) 636 4838

MEP ENGINEERS
INSIGHT ENGINEERING
322 S STATE STREET, STE 201
LITTLE ROCK, AR 72201
(501) 237 3077

STRUCTURAL ENGINEERS
ENFRA TME, LLC
BUILDING 2, 1 ALLIED DRIVE, STE 2600
LITTLE ROCK, AR 72202
(501) 666 6776

FOOD SERVICE CONSULTANT
MCKAY-LANE CONSULTING, LTD
1807 DODSON AVE
FT. SMITH, AR 72901
(479) 629 4572

ACOUSTICAL ENGINEERS
ACENTECH
620 W. GERMANTOWN PIKE, STE. 210
PLYMOUTH MEETING PA 19462
(215) 245 8244

PROJECT TITLE

CENTRAL HOUSE & GARDEN

BENTONVILLE, AR

PROJECT NUMBER: 31483

#	ISSUED FOR	DATE
	FINAL CD's	10/2/2026

KEY PLAN

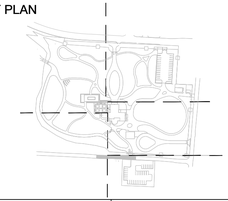

SIGN & SEAL

REGISTERED LANDSCAPE ARCHITECT
ALEX HART
License Number 712062
STATE OF ARKANSAS

DRAWN BY

CHECKED BY

SHEET TITLE

SITE ELEMENT DETAILS

SHEET NUMBER

L-710

NOTE:
1. SHOP DWGS REQUIRED FOR LANDSCAPE ARCHITECT APPROVAL PRIOR TO FABRICATION

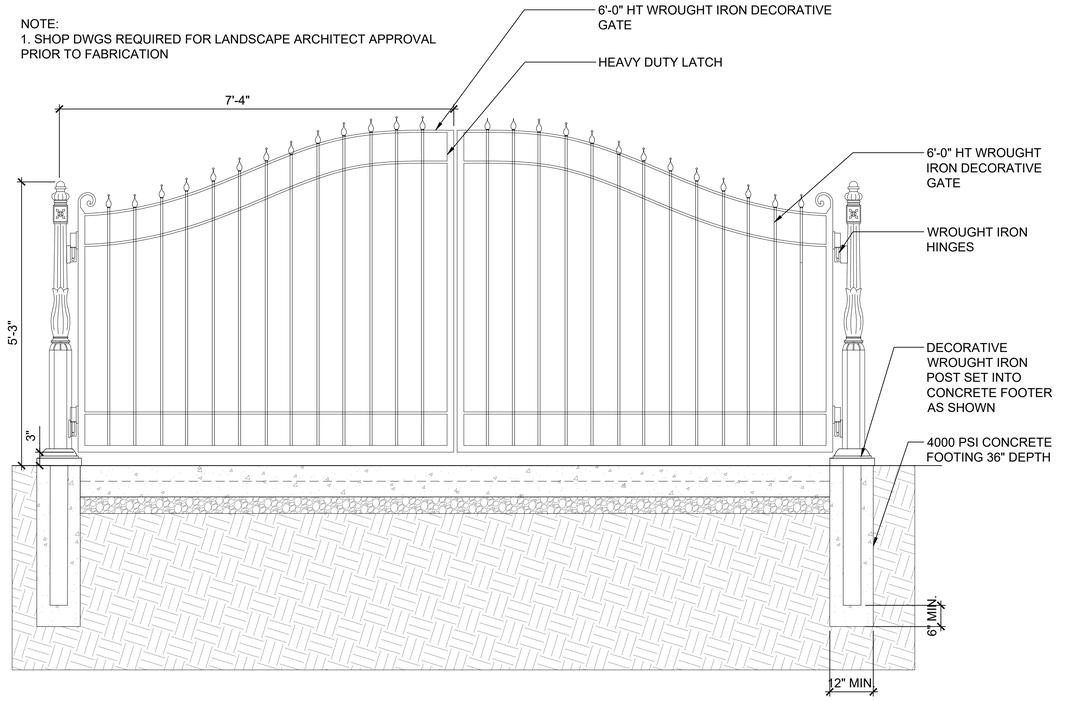

1 DECORATIVE GATE - PEDESTRIAN
3/4" = 1'-0"

0 1' 2'
3/4" = 1'-0"

NOTE:
1. SHOP DWGS REQUIRED FOR LANDSCAPE ARCHITECT APPROVAL PRIOR TO FABRICATION

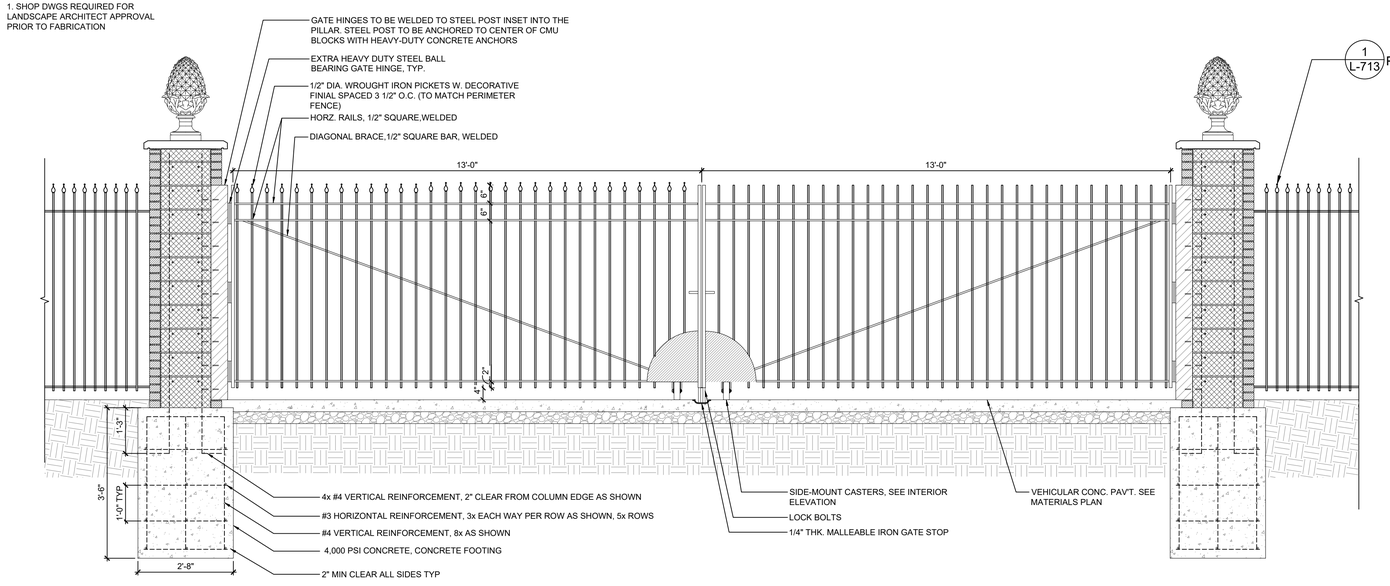

ELEVATION - EXTERIOR / F STREET

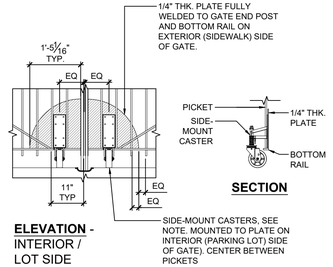

ELEVATION - INTERIOR / LOT SIDE

SECTION

2 SERVICE GATE
1/2" = 1'-0"

0 1' 2' 4'
1/2" = 1'-0"

Dirtworks
561 SEVENTH AVENUE FLOOR 11
NEW YORK, NY 10018
(212) 589 2263

WER
901 WEST THIRD STREET
LITTLE ROCK, AR 72201
(501) 374 5300

CONSULTANTS

CIVIL ENGINEERS
CRAFTON TULL & ASSOCIATES, INC.
901 N. 47TH STREET, SUITE 400
ROGERS, AR 72756
(479) 636 4838

MEP ENGINEERS
INSIGHT ENGINEERING
322 S STATE STREET, STE 201
LITTLE ROCK, AR 72201
(501) 237 3077

STRUCTURAL ENGINEERS
ENFRA TME, LLC
BUILDING 2, 1 ALLIED DRIVE, STE 2600
LITTLE ROCK, AR 72202
(501) 666 6776

FOOD SERVICE CONSULTANT
MCKAY-LANE CONSULTING, LTD
1807 DODSON AVE
FT. SMITH, AR 72901
(479) 629 4572

ACOUSTICAL ENGINEERS
ACENTECH
620 W. GERMANTOWN PIKE, STE. 210
PLYMOUTH MEETING PA 19462
(215) 245 8244

PROJECT TITLE

CENTRAL HOUSE & GARDEN

BENTONVILLE, AR

PROJECT NUMBER: 31483

#	ISSUED FOR	DATE
	FINAL CD's	10/2/2026

KEY PLAN

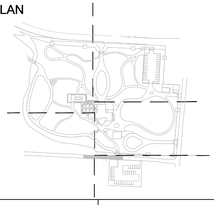

SIGN & SEAL

REGISTERED LANDSCAPE ARCHITECT
ALEX HART
License Number 712062
STATE OF ARKANSAS

DRAWN BY

CHECKED BY

SHEET TITLE

FENCE AND GATE DETAILS

SHEET NUMBER

L-711

NOTE:
1. SHOP DWGS REQUIRED FOR LANDSCAPE ARCHITECT APPROVAL PRIOR TO FABRICATION

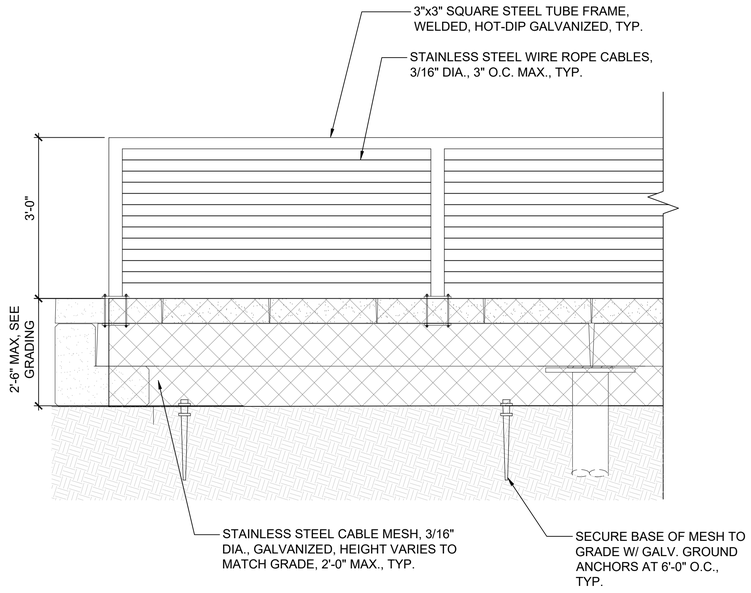

1 FENCE AT BOARDWALK
3/4" = 1'-0"

0 1' 2'
3/4" = 1'-0"

NOTE:
1. SHOP DWGS REQUIRED FOR LANDSCAPE ARCHITECT APPROVAL PRIOR TO FABRICATION

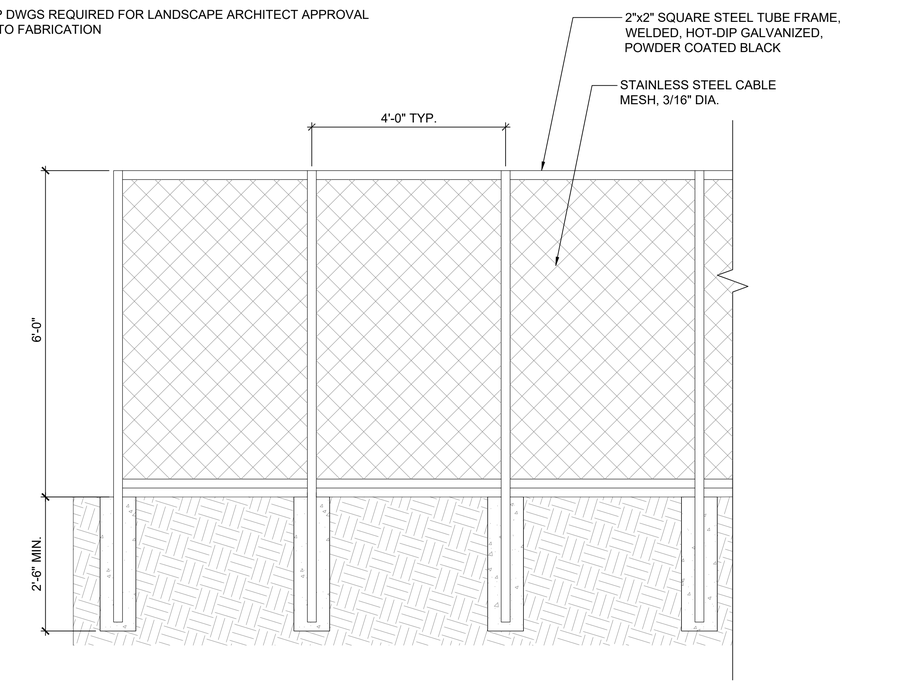

2 EXPANDED MESH FENCE
3/4" = 1'-0"

0 1' 2'
3/4" = 1'-0"

NOTE:
1. SHOP DWGS REQUIRED FOR LANDSCAPE ARCHITECT APPROVAL PRIOR TO FABRICATION

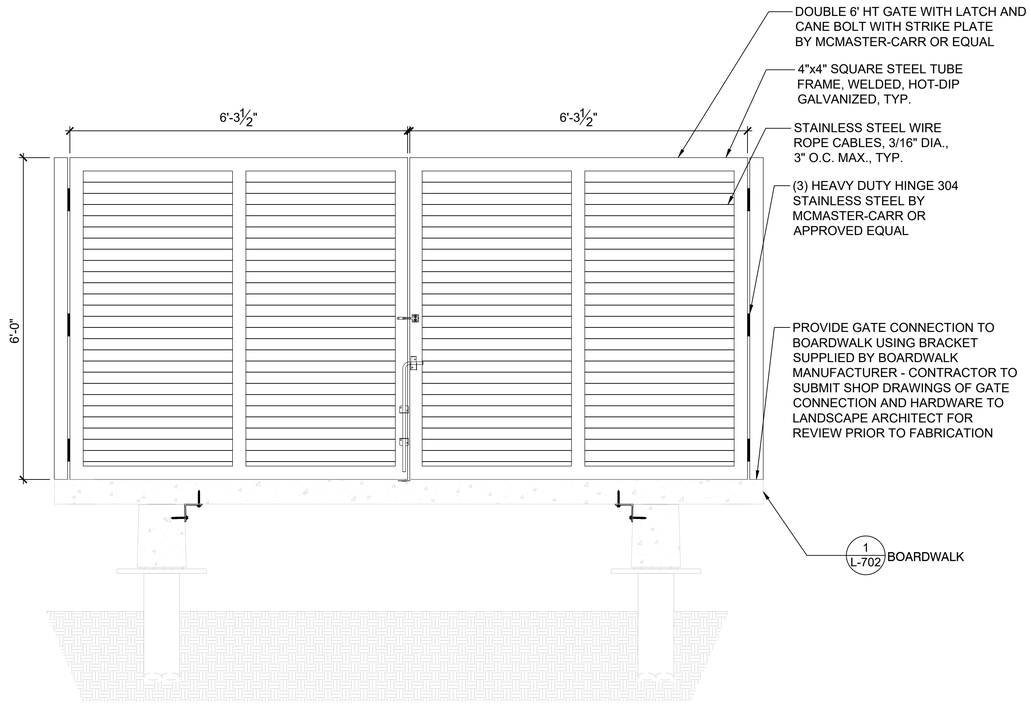

3 GATE AT BOARDWALK
3/4" = 1'-0"

0 1' 2'
3/4" = 1'-0"

Dirtworks
561 SEVENTH AVENUE FLOOR 11
NEW YORK, NY 10018
(212) 589 2263

WER
901 WEST THIRD STREET
LITTLE ROCK, AR 72201
(501) 374 5300

CONSULTANTS

CIVIL ENGINEERS
CRAFTON TULL & ASSOCIATES, INC.
901 N. 47TH STREET, SUITE 400
ROGERS, AR 72756
(479) 636 4838

MEP ENGINEERS
INSIGHT ENGINEERING
322 S STATE STREET, STE 201
LITTLE ROCK, AR 72201
(501) 237 3077

STRUCTURAL ENGINEERS
ENFRA TME, LLC
BUILDING 2, 1 ALLIED DRIVE, STE 2600
LITTLE ROCK, AR 72202
(501) 666 6776

FOOD SERVICE CONSULTANT
MCKAY-LANE CONSULTING, LTD
1807 DODSON AVE
FT. SMITH, AR 72901
(479) 629 4572

ACOUSTICAL ENGINEERS
ACENTECH
620 W. GERMANTOWN PIKE, STE. 210
PLYMOUTH MEETING PA 19462
(215) 245 8244

PROJECT TITLE

CENTRAL HOUSE & GARDEN

BENTONVILLE, AR

PROJECT NUMBER: 31483

#	ISSUED FOR	DATE
	FINAL CD's	10/2/2026

KEY PLAN

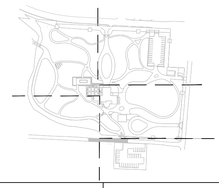

SIGN & SEAL

REGISTERED LANDSCAPE ARCHITECT
ALEX HART
License Number 712062
STATE OF ARKANSAS

DRAWN BY

CHECKED BY

SHEET TITLE

FENCE AND GATE DETAILS

SHEET NUMBER

L-712

NOTE:
1. SHOP DWGS REQUIRED FOR LANDSCAPE ARCHITECT APPROVAL PRIOR TO FABRICATION
2. QUANTITY: REPLACE EXISTING IN-KIND

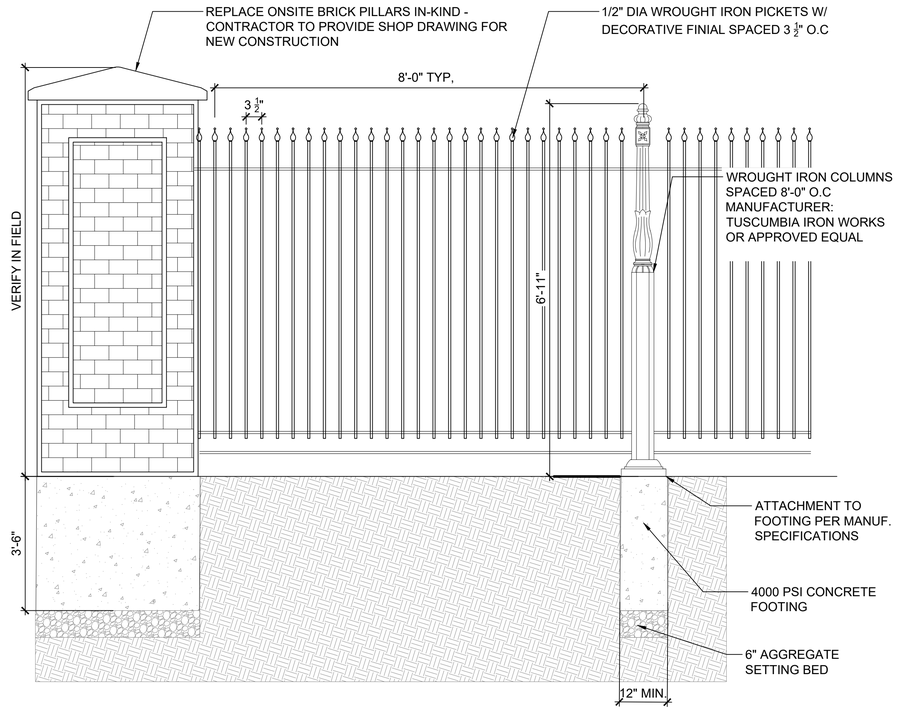

1 PERIMETER FENCE

3/4" = 1'-0"

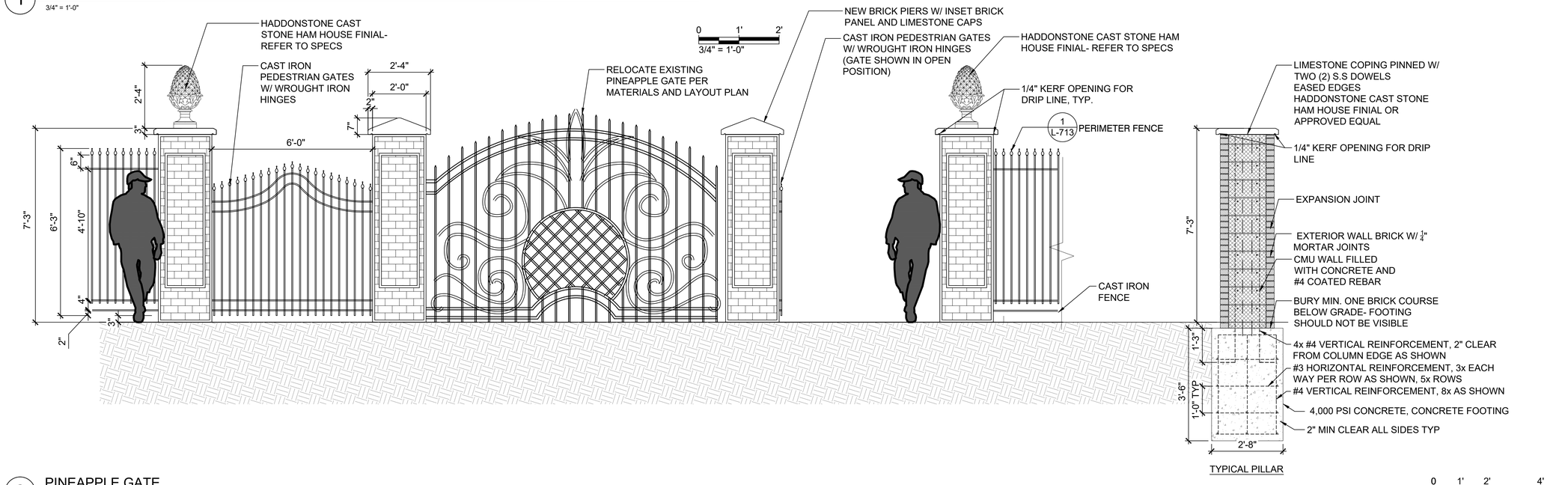

2 PINEAPPLE GATE

1/2" = 1'-0"

Dirtworks
561 SEVENTH AVENUE FLOOR 11
NEW YORK, NY 10018
(212) 589 2263

WER
901 WEST THIRD STREET
LITTLE ROCK, AR 72201
(501) 374 5300

CONSULTANTS

CIVIL ENGINEERS
CRAFTON TULL & ASSOCIATES, INC.
901 N. 47TH STREET, SUITE 400
ROGERS, AR 72756
(479) 636 4838

MEP ENGINEERS
INSIGHT ENGINEERING
322 S STATE STREET, STE 201
LITTLE ROCK, AR 72201
(501) 237 3077

STRUCTURAL ENGINEERS
ENFRA TME, LLC
BUILDING 2, 1 ALLIED DRIVE, STE 2600
LITTLE ROCK, AR 72202
(501) 666 6776

FOOD SERVICE CONSULTANT
MCKAY-LANE CONSULTING, LTD
1807 DODSON AVE
FT. SMITH, AR 72901
(479) 629 4572

ACOUSTICAL ENGINEERS
ACENTECH
620 W. GERMANTOWN PIKE, STE. 210
PLYMOUTH MEETING PA 19462
(215) 245 8244

PROJECT TITLE

CENTRAL HOUSE & GARDEN

BENTONVILLE, AR

PROJECT NUMBER: 31483

#	ISSUED FOR	DATE
	FINAL CD's	10/2/2026

KEY PLAN

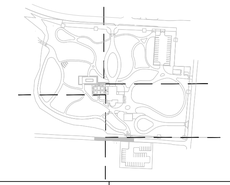

SIGN & SEAL

REGISTERED LANDSCAPE ARCHITECT
ALEX HART
License Number 712062
STATE OF ARKANSAS

DRAWN BY

CHECKED BY

SHEET TITLE

FENCE AND GATE DETAILS

SHEET NUMBER

L-713

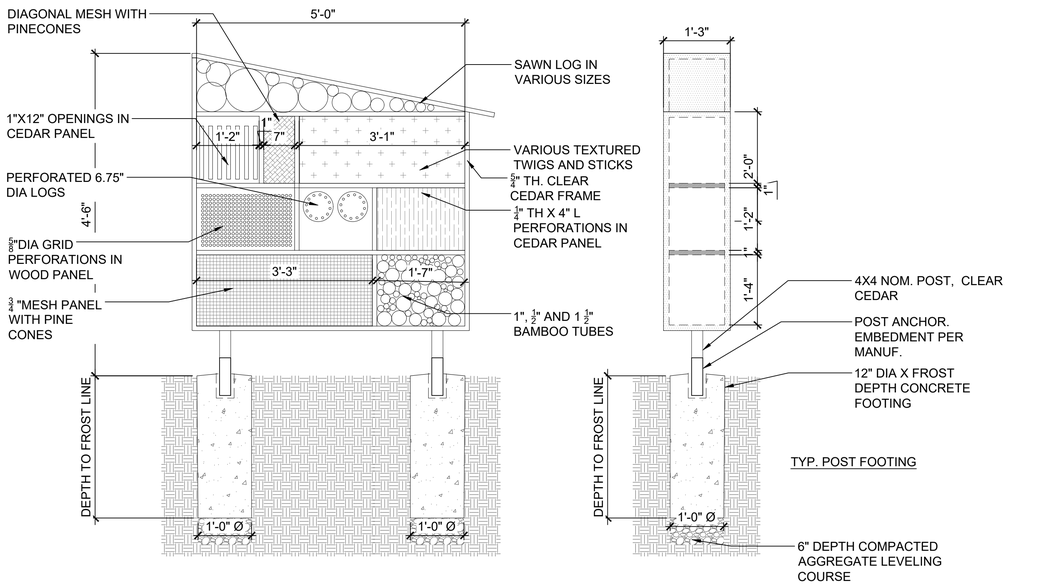

1 HABITAT FEATURE - INSECT HOTEL

3/4" = 1'-0"

0 1' 2'

3/4" = 1'-0"

NOTES

- MOUNTING RECOMMENDATIONS•MOUNTED BAT HOUSES ON WOODEN POSTS, STEEL POLES, PIVOT POLES, OR ON THE SIDES OF BUILDINGS, BUT DO NOT MOUNT THEM ON TREES.
- MOUNT FRONT OF HOUSE IN DIRECTION SUNLIGHT, WHERE IT GETS 6-8 HOURS OF DIRECT SUNLIGHT (FACING EAST OR SOUTH).
- TO THE EXTENT POSSIBLE, LOCATE HOUSES 20 TO 30 FEET FROM TREE BRANCHES OR OTHER OBSTACLES AND 12 TO 20 FEET ABOVE GROUND (OR ABOVE THE TALLEST VEGETATION BENEATH THE BAT HOUSE).
- TWO TO THREE BAT HOUSES MAY BE MOUNTED PER POLE; THIS CREATES A MORE STABLE TEMPERATURE FOR THE BATS
- MAKE PARTITIONS REMOVABLE FOR CLEANING
- NO PRESSURE TREATED LUMBER, ONLY CLEAR CEDAR, IPE, TEAK. REFER TO SPECS

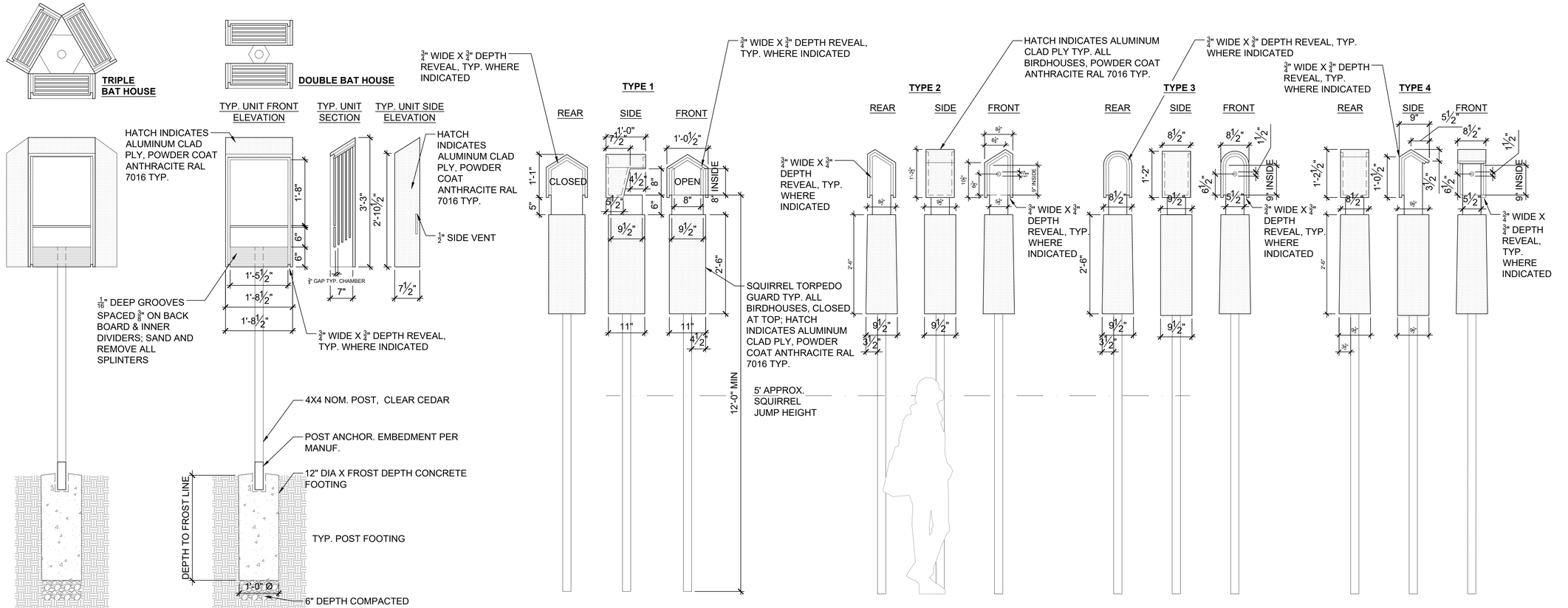

2 HABITAT FEATURE - BAT AND BIRD HOUSES

3/4" = 1'-0"

0 1' 2'

3/4" = 1'-0"

Dirtworks
561 SEVENTH AVENUE FLOOR 11
NEW YORK, NY 10018
(212) 589 2263

WER
901 WEST THIRD STREET
LITTLE ROCK, AR 72201
(501) 374 5300

CONSULTANTS

CIVIL ENGINEERS
CRAFTON TULL & ASSOCIATES, INC.
901 N. 47TH STREET, SUITE 400
ROGERS, AR 72756
(479) 636 4838

MEP ENGINEERS
INSIGHT ENGINEERING
322 S STATE STREET, STE 201
LITTLE ROCK, AR 72201
(501) 237 3077

STRUCTURAL ENGINEERS
ENFRA TME, LLC
BUILDING 2, 1 ALLIED DRIVE, STE 2600
LITTLE ROCK, AR 72202
(501) 666 6776

FOOD SERVICE CONSULTANT
MCKAY-LANE CONSULTING, LTD
1807 DODSON AVE
FT. SMITH, AR 72901
(479) 629 4572

ACOUSTICAL ENGINEERS
ACENTECH
620 W. GERMANTOWN PIKE, STE. 210
PLYMOUTH MEETING PA 19462
(215) 245 8244

PROJECT TITLE

CENTRAL HOUSE & GARDEN

BENTONVILLE, AR

PROJECT NUMBER: 31483

#	ISSUED FOR	DATE
	FINAL CD's	10/2/2026

KEY PLAN

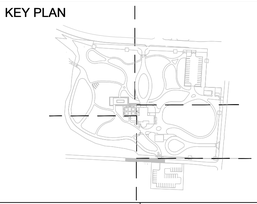

SIGN & SEAL

REGISTERED LANDSCAPE ARCHITECT
ALEX HART
License Number 712062
STATE OF ARKANSAS

DRAWN BY

CHECKED BY

SHEET TITLE

FURNITURE DETAILS

SHEET NUMBER

L-714

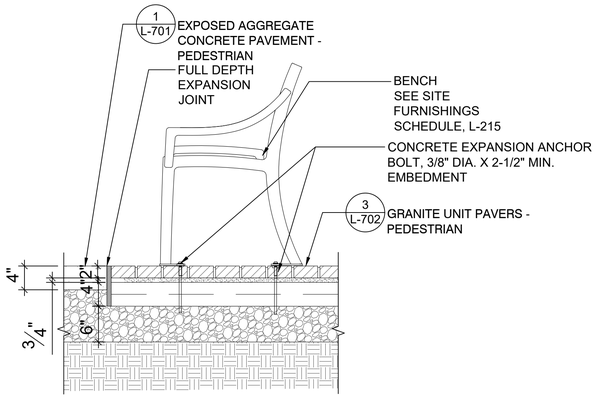

1 TYPICAL BENCH ON GRANITE UNIT PAVERS
1" = 1'-0"
0 1' 2'
1" = 1'-0"

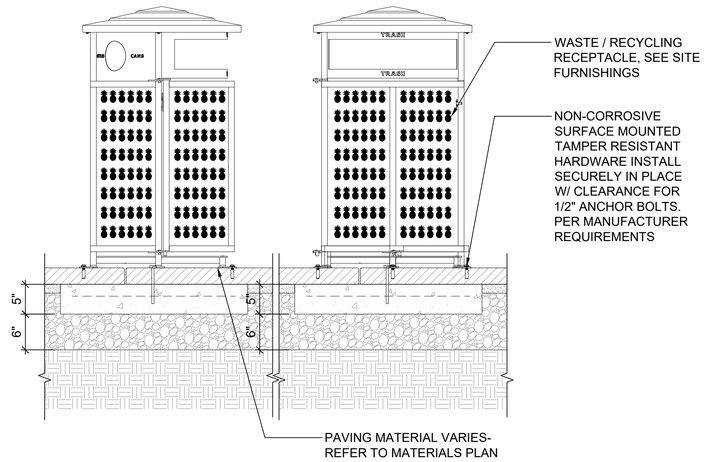

2 WASTE/RECYCLE BIN ATTACHMENT
1" = 1'-0"
0 1' 2'
1" = 1'-0"

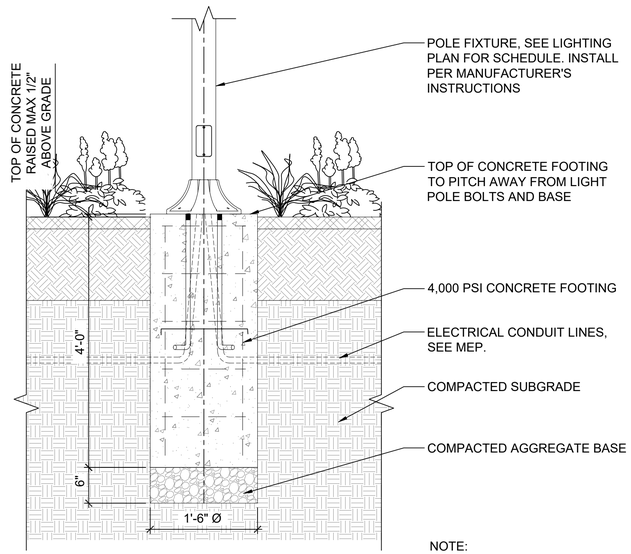

NOTE:
LIGHTPOLE FOOTING TO BE REVIEWED BY STRUCTURAL ENGINEER

3 TYPICAL PEDESTRIAN POLE
1" = 1'-0"
0 1' 2'
1" = 1'-0"

NOTE:
ALL ALUMINUM TO BE WELDED, GROUND SMOOTH, AND POWDER-COATED. SUBMIT SHOP DRAWINGS TO LANDSCAPE ARCHITECT FOR REVIEW PRIOR TO FABRICATION.

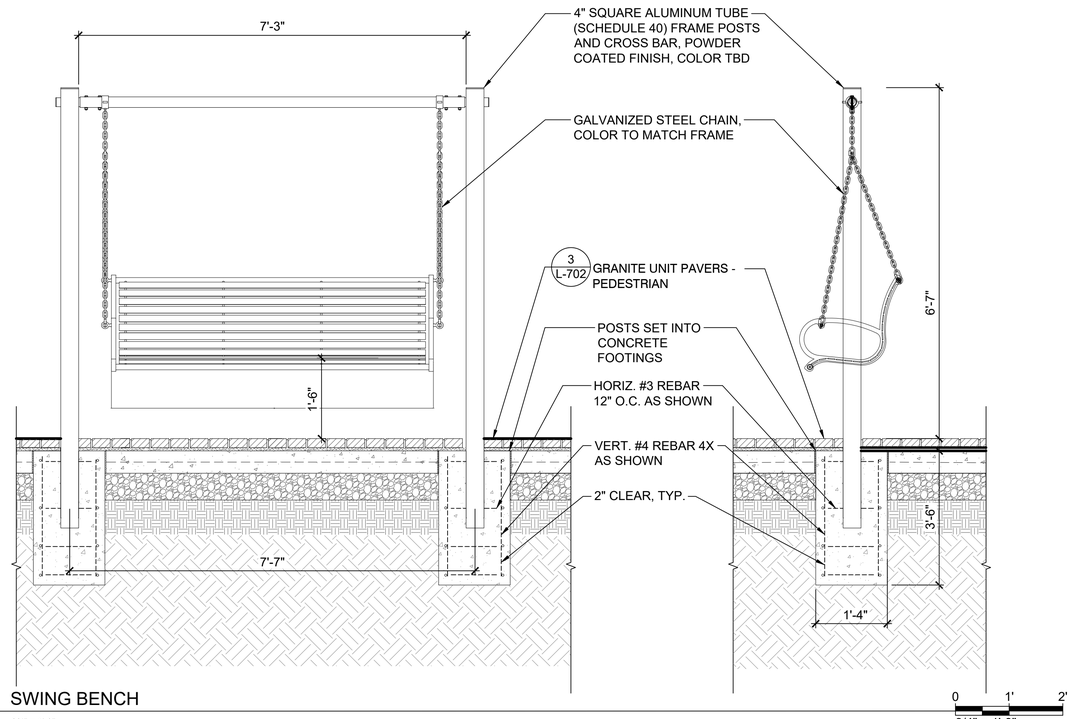

4 SWING BENCH
3/4" = 1'-0"
0 1' 2'
3/4" = 1'-0"

Dirtworks
561 SEVENTH AVENUE FLOOR 11
NEW YORK, NY 10018
(212) 589 2263

WER
901 WEST THIRD STREET
LITTLE ROCK, AR 72201
(501) 374 5300

CONSULTANTS

CIVIL ENGINEERS
CRAFTON TULL & ASSOCIATES, INC.
901 N. 47TH STREET, SUITE 400
ROGERS, AR 72756
(479) 636 4838

MEP ENGINEERS
INSIGHT ENGINEERING
322 S STATE STREET, STE 201
LITTLE ROCK, AR 72201
(501) 237 3077

STRUCTURAL ENGINEERS
ENFRA TME, LLC
BUILDING 2, 1 ALLIED DRIVE, STE 2600
LITTLE ROCK, AR 72202
(501) 666 6776

FOOD SERVICE CONSULTANT
MCKAY-LANE CONSULTING, LTD
1807 DODSON AVE
FT. SMITH, AR 72901
(479) 629 4572

ACOUSTICAL ENGINEERS
ACENTECH
620 W. GERMANTOWN PIKE, STE. 210
PLYMOUTH MEETING PA 19462
(215) 245 8244

PROJECT TITLE

CENTRAL HOUSE & GARDEN

BENTONVILLE, AR

PROJECT NUMBER: 31483

#	ISSUED FOR	DATE
	FINAL CD's	10/2/2026

KEY PLAN

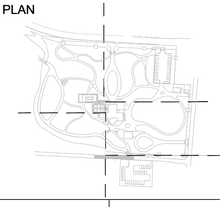

SIGN & SEAL

REGISTERED LANDSCAPE ARCHITECT
ALEX HART
License Number 712062
STATE OF ARKANSAS

DRAWN BY

CHECKED BY

SHEET TITLE

FURNITURE DETAILS

SHEET NUMBER

L-715

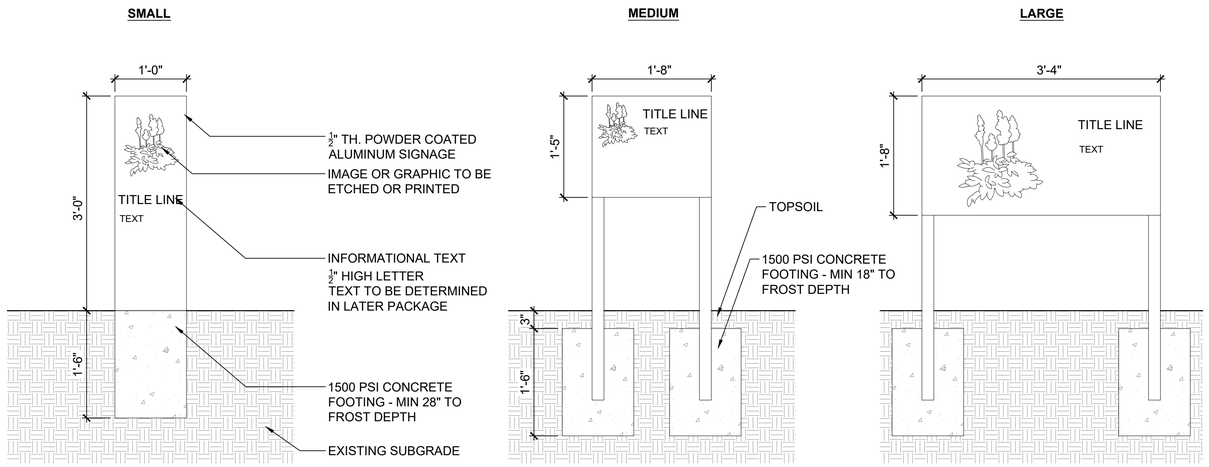

1 SIGNAGE
1" = 1'-0"

0 1' 2'
1" = 1'-0"

NOTES: PAVER TEXT

1. TEACUP GARDEN
2. WATER GARDEN
3. THE BOARDWALK
4. THE BURROWS

* NAMES TO BE DETERMINED AND CONFIRMED BY LANDSCAPE ARCHITECT

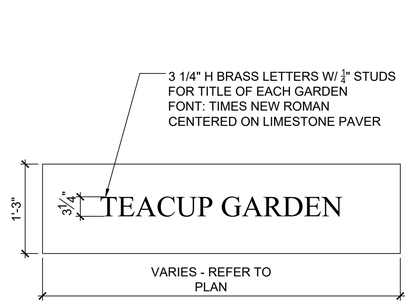

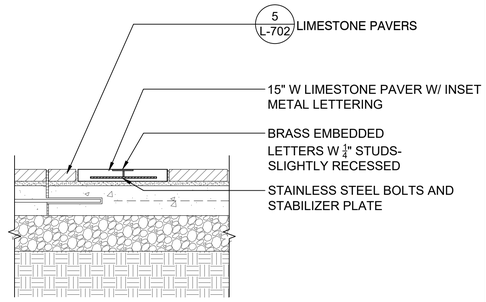

2 PAVER SIGNAGE
1" = 1'-0"

0 1' 2'
1" = 1'-0"

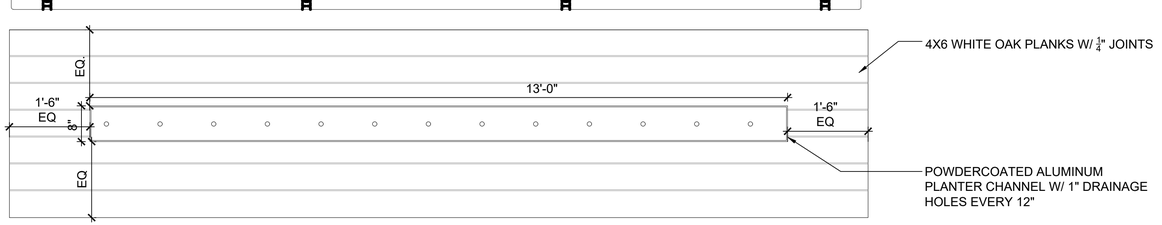

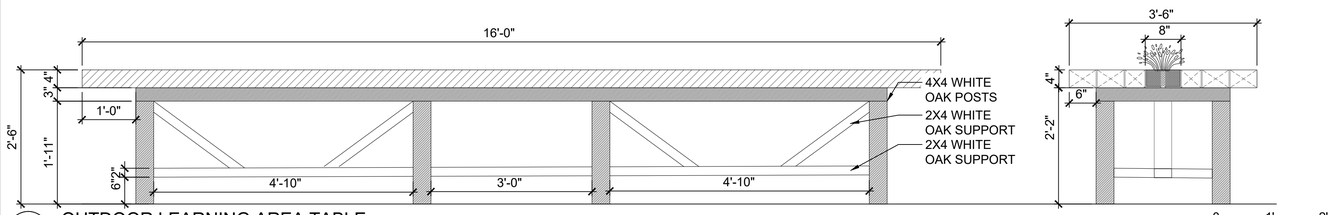

3 OUTDOOR LEARNING AREA TABLE
3/4" = 1'-0"

0 1' 2'
3/4" = 1'-0"



NOTE: DETAIL FOR DESIGN INTENT ONLY - COORDINATE WITH NATURAL STATE TREE HOUSES

PLAN VIEW

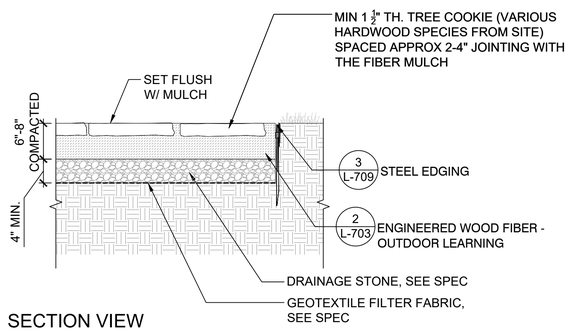

SECTION VIEW

4 TREE COOKIE PAVING
1" = 1'-0"

0 1' 2'
1" = 1'-0"

Dirtworks
561 SEVENTH AVENUE FLOOR 11
NEW YORK, NY 10018
(212) 589 2263

WER
901 WEST THIRD STREET
LITTLE ROCK, AR 72201
(501) 374 5300

CONSULTANTS

CIVIL ENGINEERS
CRAFTON TULL & ASSOCIATES, INC.
901 N. 47TH STREET, SUITE 400
ROGERS, AR 72756
(479) 636 4838

MEP ENGINEERS
INSIGHT ENGINEERING
322 S STATE STREET, STE 201
LITTLE ROCK, AR 72201
(501) 237 3077

STRUCTURAL ENGINEERS
ENFRA TME, LLC
BUILDING 2, 1 ALLIED DRIVE, STE 2600
LITTLE ROCK, AR 72202
(501) 666 6776

FOOD SERVICE CONSULTANT
MCKAY-LANE CONSULTING, LTD
1807 DODSON AVE
FT. SMITH, AR 72901
(479) 629 4572

ACOUSTICAL ENGINEERS
ACENTECH
620 W. GERMANTOWN PIKE, STE. 210
PLYMOUTH MEETING PA 19462
(215) 245 8244

PROJECT TITLE

CENTRAL HOUSE & GARDEN

BENTONVILLE, AR

PROJECT NUMBER: 31483

#	ISSUED FOR	DATE
	FINAL CD's	10/2/2026

KEY PLAN

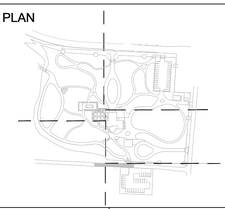

SIGN & SEAL

REGISTERED LANDSCAPE ARCHITECT
ALEX HART
License Number 712062
STATE OF ARKANSAS

DRAWN BY

CHECKED BY

SHEET TITLE

FURNITURE DETAILS

SHEET NUMBER

L-716

TREE PLANTING NOTES

1. PRUNING

1.1. DO NOT PRUNE TREE HEAVILY AT PLANTING. PRUNE ONLY CROSSOVER LIMBS AND BROKEN OR DEAD BRANCHES

1.2. SOME INTERIOR TWIGS AND LATERAL BRANCHES MAY BE PRUNED

1.3. DO NOT REMOVE TERMINAL BUDS OF BRANCHES THAT EXTEND TO THE EDGE OF THE CROWN

2. ALL TREES 2" GREATER IN CALIPER OR 6'-0" GREATER IN HEIGHT TO BE INSTALLED W/ TREE STAPLES BELOW-GRADE STABILIZERS AS PER MANUFACTURER'S INSTALLATION INSTRUCTIONS.

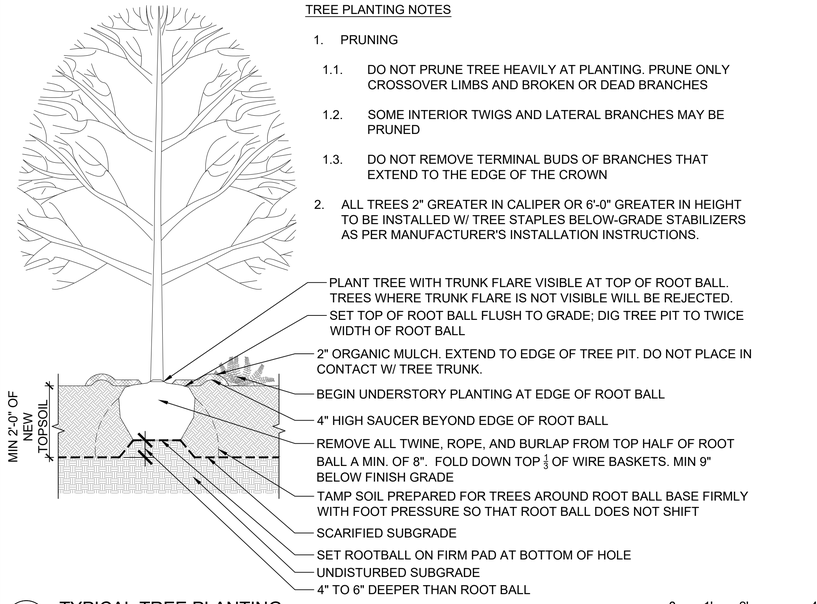

1 TYPICAL TREE PLANTING
1/2" = 1'-0"
0 1' 2' 4'
1/2" = 1'-0"

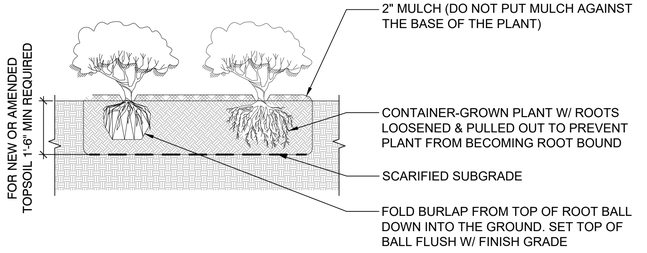

2 TYPICAL SHRUB PLANTING
1/2" = 1'-0"
0 1' 2' 4'
1/2" = 1'-0"

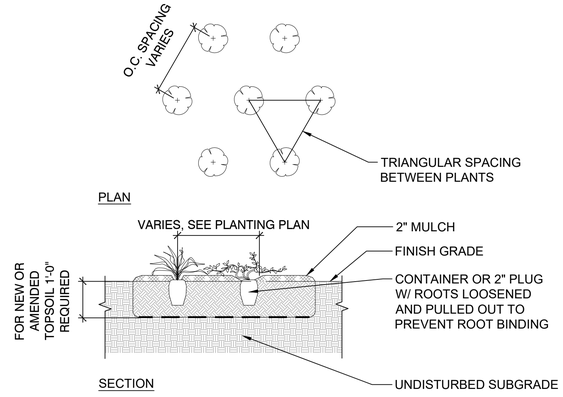

3 TYPICAL PLUG/PERENNIAL/GRASS PLANTING
1/2" = 1'-0"
0 1' 2' 4'
1/2" = 1'-0"

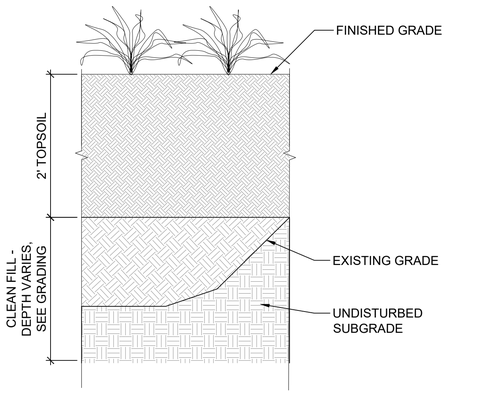

4 NEW TOPSOIL PROFILE
1" = 1'-0"
0 1' 2'
1" = 1'-0"

Dirtworks
561 SEVENTH AVENUE FLOOR 11
NEW YORK, NY 10018
(212) 589 2263

WER
901 WEST THIRD STREET
LITTLE ROCK, AR 72201
(501) 374 5300

CONSULTANTS

CIVIL ENGINEERS
CRAFTON TULL & ASSOCIATES, INC.
901 N. 47TH STREET, SUITE 400
ROGERS, AR 72756
(479) 636 4838

MEP ENGINEERS
INSIGHT ENGINEERING
322 S STATE STREET, STE 201
LITTLE ROCK, AR 72201
(501) 237 3077

STRUCTURAL ENGINEERS
ENFRA TME, LLC
BUILDING 2, 1 ALLIED DRIVE, STE 2600
LITTLE ROCK, AR 72202
(501) 666 6776

FOOD SERVICE CONSULTANT
MCKAY-LANE CONSULTING, LTD
1807 DODSON AVE
FT. SMITH, AR 72901
(479) 629 4572

ACOUSTICAL ENGINEERS
ACENTECH
620 W. GERMANTOWN PIKE, STE. 210
PLYMOUTH MEETING PA 19462
(215) 245 8244

PROJECT TITLE

CENTRAL HOUSE & GARDEN

BENTONVILLE, AR

PROJECT NUMBER: 31483

#	ISSUED FOR	DATE
	FINAL CD's	10/2/2026

KEY PLAN

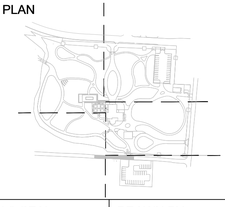

SIGN & SEAL

REGISTERED LANDSCAPE ARCHITECT
ALEX HART
License Number 712062
STATE OF ARKANSAS

DRAWN BY

CHECKED BY

SHEET TITLE

PLANTING DETAILS

SHEET NUMBER

L-717

LEGEND (CONSTRUCT)

SYMBOLS	LINEWORK
SET IRON PIN	EASEMENT
LIGHT POLE	CURB
POWER POLE	INTERMEDIATE CONTOUR
TELEPHONE PEDESTAL	INDEX CONTOUR
TV PEDESTAL	SANITARY SEWER LINE
MANHOLE	GAS LINE
SANITARY SEWER CLEANOUT	WATER LINE
GAS METER	UNDERGROUND TELEPHONE
GAS VALVE	UNDERGROUND ELECTRIC
STORM SEWER PIPE	OVERHEAD ELECTRIC
STRUCTURE NUMBER	FIBER OPTIC
WATER VALVE	UNDERGROUND TELEVISION
FIRE HYDRANT ASSEMBLY (TEE, VALVE & FIRE HYDRANT)	CHAIN LINK FENCE
FIRE HYDRANT	WOOD FENCE
AIR RELEASE VALVE	BARBED WIRE FENCE
FIRE DEPARTMENT CONNECTION	BUILDING SET BACK
WATER METER	RIGHT OF WAY
BACK FLOW PREVENTER	PROPERTY LINE
REDUCER	ROAD CENTERLINE
RECTANGULAR DROP INLET, GRATED INLET OR JUNCTION BOX (SPECIFY ON PLAN SHEET)	
CIRCULAR DROP INLET, GRATED INLET OR JUNCTION BOX (SPECIFY ON PLAN SHEET)	

LEGEND (EXISTING SYMBOLS)

SYMBOLS	LINEWORK
BENCHMARK	EASEMENT
FOUND IRON PIPE/REBAR	CURB
PRIMARY CONTROL/SET MONUMENT	INTERMEDIATE CONTOUR
FOUND MONUMENT/ROW	INDEX CONTOUR
AC AIR CONDITIONER	SANITARY SEWER LINE (SPECIFY SIZE & TYPE)
ARV AIR RELEASE VALVE	GAS LINE
ELECTRIC BOX/PEDESTAL	WATER LINE (SPECIFY SIZE & TYPE)
EJB ELECTRIC JUNCTION BOX	UNDERGROUND TELEPHONE
ELECTRIC METER	UNDERGROUND ELECTRIC
ELECTRIC TRANSFORMER	OVERHEAD ELECTRIC
FDC FIRE DEPARTMENT CONNECTION	UNDERGROUND TELEVISION
FH FIRE HYDRANT	OVERHEAD TELEVISION
GM GAS METER	CHAIN LINK FENCE
GV GAS VALVE	WOOD FENCE
GUARD POST	BARBED WIRE FENCE
LP LIGHT POLE	FIBER OPTIC
PP POWER POLE	RIGHT OF WAY
SANITARY MANHOLE	ROAD CENTERLINE
CO SANITARY SEWER CLEANOUT	
SIGN	
SPRINKLER HEAD	
TELEPHONE PEDESTAL	
TV PEDESTAL	
WATER FAUCET	
WM WATER METER	
WV WATER VALVE	
DOWN GUY	
STORM SEWER MANHOLE	
STORM SEWER PIPE	

DROP/CURB INLET — GRATED INLET

TREE — TREE TO BE REMOVED

SITE STABILIZATION AND CERTIFICATION

CRAFTON TULL CANNOT CERTIFY THE SITE AS COMPLETE IN ORDER TO OBTAIN THE CERTIFICATE OF OCCUPANCY UNTIL ALL DISTURBED AREAS RELATED TO THE CONSTRUCTION OF THE PROJECT, BOTH ONSITE AND OFFSITE, HAVE BEEN STABILIZED PER THE PLANS AND SPECIFICATIONS AND ALL REQUIREMENTS SPELLED OUT IN PERMITS ISSUED BY THE STATE AND LOCAL AUTHORITIES HAVE BEEN MET.

CONDITIONAL USE (CU25-0023) FOR BOTANICAL GARDEN APPROVED AT PLANNING COMMISSION ON OCTOBER 7, 2025

DETERMINATION OF WETLANDS BY THE ARMY CORPS OF ENGINEERS IS IN PROGRESS

CITY MONUMENT CONTROL POINT				
POINT #	NORTHING	EASTING	ELEVATION	DESCRIPTION
3	751173.73	667083.97	1292.16	CTL BNTV MON 3

STAMP LOCATION

606 E CENTRAL

BENTONVILLE, ARKANSAS

LSD26-0038

WAIVERS

-WAIVER APPROVED ON HALF STREET IMPROVEMENT REQUIREMENTS.

Arkansas One Call 811

Know what's **below**.

Call before you dig.

GENERAL NOTES

1. THE DESIGN, INSPECTION, AND CERTIFICATION OF ANY RETAINING WALL SHOWN OR REFERENCED HEREIN, INCLUDING BUT NOT LIMITED TO, SEGMENTAL RETAINING WALLS, MASS GRAVITY WALLS, GABION WALLS, ETC., GREATER THAN FORTY-EIGHT INCHES IN HEIGHT, SHALL BE BY OTHERS. ANY RETAINING WALL DATA SHOWN OR REFERENCED HEREIN SHALL BE ONLY FOR COORDINATION OF THE WALL LOCATION AND ELEVATIONS.
2. THE EXISTENCE AND LOCATION OF ANY UNDERGROUND UTILITY PIPES OR STRUCTURES SHOWN ON THESE DRAWINGS IS BASED ON A SEARCH OF THE AVAILABLE RECORDS. TO THE BEST OF OUR KNOWLEDGE THERE ARE NO EXISTING UTILITIES EXCEPT AS SHOWN ON THESE DRAWINGS. CRAFTON TULL ASSUMES NO RESPONSIBILITY REGARDING THE ACCURACY OF THE DEPICTED LOCATION(S) OF THE UNDERGROUND FACILITIES ON THESE DRAWINGS. CONTRACTOR IS RESPONSIBLE FOR THE LOCATION AND PROTECTION OF ANY OTHER FACILITIES NOT SHOWN ON THESE DRAWINGS. CONTRACTOR SHALL VERIFY LOCATION OF ALL FACILITIES BEFORE BEGINNING WORK.
3. IN ACCORDANCE WITH GENERALLY ACCEPTED CONSTRUCTION PRACTICES, THE CONTRACTOR WILL BE SOLELY AND COMPLETELY RESPONSIBLE FOR CONDITIONS OF THE JOB SITE INCLUDING SAFETY OF ALL PERSONS AND PROPERTY DURING PERFORMANCE OF THE WORK. THIS REQUIREMENT WILL APPLY CONTINUOUSLY AND NOT BE LIMITED TO NORMAL WORKING HOURS. THE DUTY OF THE ENGINEER TO CONDUCT CONSTRUCTION REVIEW OF THE CONTRACTOR'S PERFORMANCE IS NOT INTENDED TO INCLUDE REVIEW OF THE ADEQUACY OF THE CONTRACTOR'S SAFETY MEASURES IN OR NEAR THE CONSTRUCTION SITE.
4. THIS DOCUMENT AND THE IDEAS AND DESIGNS INCORPORATED HEREIN, AS AN INSTRUMENT OF PROFESSIONAL SERVICES, IS THE PROPERTY OF CRAFTON, TULL & ASSOCIATES, INC. AND IS NOT TO BE USED, IN WHOLE OR PART, FOR ANY OTHER PROJECT WITHOUT THE WRITTEN AUTHORIZATION OF CRAFTON, TULL & ASSOCIATES, INC.
5. CONTRACTOR SHALL NOT CAUSE ANY LONG-TERM INCONVENIENCE TO THE PUBLIC, ADJACENT PROPERTY OWNERS, PEDESTRIANS, ETC. DURING CONSTRUCTION OF THIS PROJECT. CONTRACTOR SHALL PROVIDE ACCESS TO ALL ADJACENT PROPERTIES AT ALL TIMES DURING CONSTRUCTION.
6. CONTRACTOR SHALL CONTACT THE ENGINEER FOR CLARIFICATION IF A DISCREPANCY OR INCONSISTENCY IS IDENTIFIED IN THE PLANS OR SPECIFICATIONS.
7. CONTRACTOR IS RESPONSIBLE FOR THE DESIGN AND IMPLEMENTATION OF ALL SHEETING, SHORING, AND SPECIAL EXCAVATION MEASURES REQUIRED ON THE PROJECT WHICH ARE NECESSARY TO CONFORM TO OSHA, FEDERAL, STATE AND LOCAL REGULATIONS.
8. ENGINEER OF RECORD SHALL OBSERVE THE INSTALLATION OF THE WATER & SEWER MAINS. BEYOND THAT SCOPE, CRAFTON TULL & ASSOCIATES, INC. (CTA) HAS NOT BEEN RETAINED BY THE OWNER FOR CONSTRUCTION ADMINISTRATION OR OBSERVATION SERVICES FOR THE WORK INDICATED ON THESE DRAWINGS. THEREFORE, CTA HEREBY NOTIFIES ALL PARTIES INVOLVED THAT CRAFTON, TULL & ASSOCIATES, INC. ASSUMES NO RESPONSIBILITY FOR THE INTERPRETATION, COORDINATION, OR ADMINISTRATION OF THESE DOCUMENTS AND/OR DEVIATIONS THEREOF. FURTHERMORE, CRAFTON, TULL & ASSOCIATES, INC. WILL NOT BE RESPONSIBLE FOR ANY EFFECTS THAT ANY CHANGES TO THESE DOCUMENTS MAY HAVE ON ANY RELATED TRADES, CONSTRUCTION SEQUENCES, OR OPERATION OF THE COMPLETED PROJECT EXCEPT AS SPECIFICALLY NOTED IN THE AGREEMENT BETWEEN CRAFTON, TULL & ASSOCIATES AND THE OWNER.
9. ALL MATERIALS TESTING SHALL BE PERFORMED BY A GEO-TECHNICAL ENGINEER LICENSED IN THE STATE OF ARKANSAS. ALL TESTING SHALL BE PREFORMED PER THE GEO-TECHNICAL REPORT REQUIREMENTS, TECHNICAL SPECIFICATION, OR LOCAL REQUIREMENTS, WHICHEVER IS MORE RESTRICTIVE AT CONTRACTORS EXPENSE.
10. ENERGIZED ELECTRICAL LINE SAFETY, WARNINGS, AND ADVANCED NOTICES: ALL OWNERS, GENERAL CONTRACTORS, AND SUBCONTRACTORS ASSOCIATED WITH THIS PROJECT SHALL BE RESPONSIBLE FOR FAMILIARIZING THEMSELVES WITH, COMPLYING WITH, AND THE ENFORCEMENT OF ARKANSAS CODES AR ST § 11-5-307 AND § AR ST 11-5-308 AND ANY OTHER CURRENT STATE CODES PERTAINING TO ADVANCE NOTICE REQUIREMENTS AND FOR SAFETY OF ALL PERSONNEL, INCLUDING THE GENERAL PUBLIC, PERTAINING TO ANY WORK, MOVEMENT, AND ACTIVITY IN CLOSE PROXIMITY TO ANY ENERGIZED ELECTRICAL LINE.
11. THESE PLANS HAVE BEEN REVIEWED BY THE CITY FOR CONCEPT ONLY. THE REVIEW DOES NOT IMPLY RESPONSIBILITY BY THE REVIEWING DEPARTMENT, THE CITY ENGINEER, OR THE CITY FOR ACCURACY AND CORRECTNESS OF THE CALCULATIONS. FURTHERMORE, THE REVIEW DOES NOT IMPLY THAT QUANTITIES OF ITEMS ON THE PLANS ARE THE FINAL QUANTITIES REQUIRED. THE REVIEW SHALL NOT BE CONSTRUED FOR ANY REASON AS ACCEPTANCE OF FINANCIAL RESPONSIBILITY BY THE CITY FOR ADDITIONAL QUANTITIES OF ITEMS SHOWN THAT MAY BE REQUIRED DURING THE CONSTRUCTION PHASE.

VICINITY MAP (NTS)

UTILITY CONTACTS

CITY ENGINEER
CITY OF BENTONVILLE
JARROD BRIGHTWELL
3200 SW MUNICIPAL DRIVE
BENTONVILLE, AR. 72712
PHONE: (479) 271-8675

STREET DEPARTMENT
CITY OF BENTONVILLE
DANIEL CLARDY
3200 SW MUNICIPAL DRIVE
BENTONVILLE, AR. 72712
PHONE: (479) 271-3130

WATER DEPARTMENT
CITY OF BENTONVILLE
BEAU THOMPSON
3200 SW MUNICIPAL DRIVE
BENTONVILLE, AR. 72712
PHONE: (479) 271-3140

ELECTRIC DEPARTMENT
CITY OF BENTONVILLE
3200 SW MUNICIPAL DRIVE
BENTONVILLE, AR. 72712
PHONE: (479) 271-3135 EXT. 2

WASTEWATER DEPARTMENT
CITY OF BENTONVILLE
CHRIS EARL
1901 NE A STREET
BENTONVILLE, AR. 72712
PHONE: (479) 271-3161

AT&T
BRENT BALDWIN
1133 E. HAROLD ST.
FAYETTEVILLE, AR. 72701
PHONE: (479) 200-9022
(479) 571-6609
BB6585@ATT.COM

FIRE DEPARTMENT
CITY OF BENTONVILLE
JUSTIN SCANTLIN
800 SW A STREET
BENTONVILLE, AR. 72712
PHONE: (479) 271-5927 OR (479) 685-1096

COX COMMUNICATIONS
TIMOTHY GOSS
4901 S. 48TH ST.
SPRINGDALE, AR. 72762
PHONE: (479) 651-55832
TIMOTHY.GOSS@COX.COM

BUILDING & FIRE SAFETY
CITY OF BENTONVILLE
TODD PEARCE
305 SW A STREET
BENTONVILLE, AR. 72712
PHONE: (479) 271-3108

PLANNING DEPARTMENT
CITY OF BENTONVILLE
TYLER OVERSTREET
3200 SW MUNICIPAL DRIVE
BENTONVILLE, AR. 72712
PHONE: (479) 271-3122

STORMWATER DEPARTMENT
CITY OF BENTONVILLE
ALISON WEST
3200 SW MUNICIPAL DRIVE
BENTONVILLE, AR. 72712
PHONE: (479) 271-6719

GAS UTILITIES
BLACK HILLS ENERGY
JOSH KNIGHT
1301 FEDERAL WAY
PO BOX 2129, LOWELL AR 72745
PHONE: (479) 721-4543
JOSHUA.KNIGHT@BLACKHILLSCORP.COM

GAS UTILITIES
BLACK HILLS ENERGY
JOSH KNIGHT
1301 FEDERAL WAY
PO BOX 2129, LOWELL AR 72745
PHONE: (479) 721-4543
JOSHUA.KNIGHT@BLACKHILLSCORP.COM

FLOOD NOTE:

THIS PROPERTY IS IN IN FLOOD ZONE "A" OR "AE", AND IS INSIDE THE 100-YEAR FLOOD PLAIN AS SHOWN ON THE NATIONAL FLOOD INSURANCE PROGRAM'S FIRM PANEL NUMBER 05007C0255K, EFFECTIVE DATE 06/05/2012, PER LOMR 11-06-0823P EFF. 111/11/2011

THE ABOVE STATEMENT IS FOR INFORMATION ONLY AND THIS SURVEYOR ASSUMES NO LIABILITY FOR THE CORRECTNESS OF THE CITED MAP(S). IN ADDITION, NO INDEPENDENT STUDY OF THE LIKELIHOOD OF FLOODING OF THE SURVEYED PROPERTY HAS BEEN DONE BY THE SURVEYOR AND NO OPINION OF FLOOD HAZARDS IS INCLUDED IN THIS SURVEY. THE FLOOD HAZARD ZONE BOUNDARIES SHOWN HEREON WERE SCALED FROM THE MAPS CITED AND ARE NOT THE RESULT OF INDEPENDENT COMPUTATION OR ANALYSIS.

PROJECT INFORMATION

BUILDING SETBACK:	FRONT 20' SIDE SETBACK 20' SIDE 7' REAR 25'
SITE AREA:	±5.61 AC. (±244,373.81 SQ.FT.)
EXISTING BUILDING SIZE:	±4,774 SQ. FT.
PROPOSED NEW BUILDING SIZE:	±4,957 SQ. FT.
BUILDING USAGE:	MIXED USE
FINISHED FLOOR ELEVATION:	SEE GRADING PLAN
ZONING:	R-1
AIRPORT ZONING:	ZONE C (3) OUTER SAFETY ZONE (OSZ)
PROPERTY USAGE:	BOTANICAL GARDEN (CULTURAL USE UNDER SEC. 50-503)
BUILDING HEIGHT:	27'-0"
ADDRESS:	606/612 E. CENTRAL ST. BENTONVILLE, ARKANSAS 72712
OWNER/DEVELOPER:	PEEL COMPTON FOUNDATION 312 N MAIN STREET BETONVILLE, AR 72712 ATTN: CHERYL HUMANN (479) 254-3870 CHUMANN@WEIOFFICE.COM
SITE ENGINEER:	CRAFTON TULL LIBBY TOPPING P.E. 901 N. 47TH ST., SUITE 400 ROGERS, AR 72756 479-636-4838 LIBBY.TOPPING@CRAFTONTULL.COM
REQUIRED PARKING:	4 PER 1,000 SQ FT BUILDING AREA TABLE 5.9 (CULTURAL USE) 6,094 / 1,000 = 6 6 * 4 = 24 REQUIRED STALLS
PROVIDED PARKING:	NORTH PARKING LOT 2 ADA PARKING STALLS 24 STANDARD PARKING STALLS 24+2=26 STANDARD PARKING STALLS SOUTH (EMPLOYEE) PARKING LOT 23 STANDARD PARKING STALLS 23+26=49 TOTAL PARKING STALLS
REQUIRED BIKE RACKS:	0.5 SPACES PER 1,000 SQ. FT. FOR FOOD AND BEVERAGE ±6,095 SQ. FT. = 3 SPACES
PROVIDED BIKE RACKS:	4 SPACES PROVIDED

SHEET LIST TABLE

SHEET NUMBER	SHEET TITLE
C-001	COVER SHEET
C-002	PROJECT CONTROL SHEET
C-003	LOT AND BLOCK PLAN (C)
C-101	OVERALL SITE PLAN (C)
C-102	SITE PLAN
C-103	UTILITY PLAN (C)
C-104	GRADING PLAN
C-105	PAVING PLAN
C-106	EROSION CONTROL PLAN PHASE I
C-107	EROSION CONTROL PLAN PHASE II
C-201	SANITARY SEWER LINE 1 P&P 1 OF 2 (C)
C-202	SANITARY SEWER LINE 1 P&P 2 OF 2 (C)
C-203	SIDEWALK UNDERDRAIN DETAIL (C)
C-204	PEDESTRIAN BRIDGE P&P (C)
C-205	HENRY STREET PEDESTRIAN CROSSING (C)
C-501	SITE DETAILS
C-502	DRAINAGE DETAILS
C-503	COB DETAILS 1 OF 2
C-504	COB DETAILS 2 OF 2
C-505	ELECTRIC ONE-LINE DIAGRAM DETAIL
C-506	SUMMARY OF QUANTITIES
BWU-1	WATER SEWER DETAILS
BWU-2	WATER DETAILS 1 OF 2
BWU-3	WATER DETAILS 2 OF 2
BWU-4	SEWER DETAILS 1 OF 2
BWU-5	SEWER DETAILS 2 OF 2
BWU-6	LIFT STATION DETAILS 1 OF 2
BWU-7	LIFT STATION DETAILS 2 OF 2
BEUD-1	ELECTRIC DETAILS 1 OF 3
BEUD-2	ELECTRIC DETAILS 2 OF 3
BEUD-3	ELECTRIC DETAILS 3 OF 3
L-110	TREE PRESERVATION PLAN - SITE
L-111	TREE PRESERVATION PLAN - NORTHWEST
L-112	TREE PRESERVATION PLAN - NORTH
L-113	TREE PRESERVATION PLAN - SOUTHWEST
L-114	TREE PRESERVATION PLAN - EAST
L-115	TREE PRESERVATION PLAN - SOUTH
L-120	DEMOLITION AND REMOVALS - SITE
L-121	DEMOLITION AND REMOVALS - NORTHWEST
L-122	DEMOLITION AND REMOVALS - NORTH
L-123	DEMOLITION AND REMOVALS - SOUTHWEST
L-124	DEMOLITION AND REMOVALS - EAST
L-125	DEMOLITION AND REMOVALS - SOUTH
L-220	LIGHTING PLAN
L-600	LANDSCAPE PLAN - SITE
L-601	LANDSCAPE PLAN - NORTHWEST
L-602	LANDSCAPE PLAN - NORTH
L-603	LANDSCAPE PLAN - SOUTHWEST
L-604	LANDSCAPE PLAN - EAST
L-605	LANDSCAPE PLAN - SOUTH
L-606	LANDSCAPE PLAN - SCHEDULE
A200	MAIN HOUSE EXTERIOR ELEVATIONS
A201	MAIN HOUSE EXTERIOR ELEVATIONS
A502	DUMPSTER ENCLOSURE DETAILS
A810	MAINTENANCE BUILDING EXTERIOR ELEVATIONS
A901	GREENHOUSE ELEVATIONS
A904	GARDEN SHED PLANS AND ELEVATIONS
G002	BUILDING CODE ANALYSIS
G003	LIFE SAFETY ANALYSIS

PROPERTY DESCRIPTION

PARCELS: 01-09931-000, 01-03145-000, and 01-09930-000
A PART OF THE S1/2 OF THE SW1/4 OF THE SW1/4 OF SECTION 29, TOWNSHIP 20 NORTH, RANGE 30 WEST AND A PART OF THE N1/2 OF THE NW1/4 OF THE NW1/4 OF SECTION 32, TOWNSHIP 20 NORTH, RANGE 30 WEST, ALL IN BENTON COUNTY, ARKANSAS, BEING MORE PARTICULARLY DESCRIBED AS FOLLOWS:
LOTS 1 AND 2 OF BUD'S ADDITION AS SHOWN ON PLAT RECORD P4 AT PAGE 598 AND THE WEST 82.50 FEET OF LOT 6 OF HOWARDS ADDITION AS SHOWN ON PLAT RECORD BOOK Y AT PAGE 243, ALL IN BENTON COUNTY, ARKANSAS.
SUBJECT TO ANY EASEMENTS OF RECORDS OR OF FACT, RIGHT-OF-WAYS, AND PROTECTIVE COVENANTS OF RECORD, IF ANY.

Dirtworks
561 SEVENTH AVENUE FLOOR 11
NEW YORK, NY 10018
(212) 589 2263

WER ARCHITECTS
901 WEST THIRD STREET
LITTLE ROCK, AR 72201
(501) 374 5300

CONSULTANTS

CIVIL ENGINEERS
CRAFTON TULL & ASSOCIATES, INC.
901 N. 47TH STREET, SUITE 400
ROGERS, AR 72756
(479) 636 4838

MEP ENGINEERS
INSIGHT ENGINEERING
322 S STATE STREET, STE 201
LITTLE ROCK, AR 72201
(501) 237 3077

STRUCTURAL ENGINEERS
ENFRA TME, LLC
BUILDING 2, 1 ALLIED DRIVE, STE 2600
LITTLE ROCK, AR 72202
(501) 666 6776

FOOD SERVICE CONSULTANT
MCKAY-LANE CONSULTING, LTD
1807 DODSON AVE
FT. SMITH, AR 72901
(479) 629 4572

ACOUSTICAL ENGINEERS
ACENTECH
620 W. GERMANTOWN PIKE, STE. 210
PLYMOUTH MEETING PA 19462
(215) 245 8244

PROJECT TITLE

CENTRAL HOUSE & GARDEN
BENTONVILLE, AR

PROJECT NUMBER: 31483

#	ISSUED FOR	DATE
	FINAL CD's	10/2/2026

KEY PLAN

SIGN & SEAL

DRAWN BY

CHECKED BY

SHEET TITLE
COVER SHEET

SHEET NUMBER
C-001

NOTE:

A PART OF THIS PROPERTY IS IN FLOOD ZONE "A", AND IS WITHIN THE 100-YEAR FLOOD PLAIN AS SHOWN ON THE NATIONAL FLOOD INSURANCE PROGRAM'S FIRM PANEL NUMBER 05007C0255K, REVISED DATE JUNE 5, 2012.

THE ABOVE STATEMENT IS FOR INFORMATION ONLY AND THIS SURVEYOR ASSUMES NO LIABILITY FOR THE CORRECTNESS OF THE CITED MAP. IN ADDITION, NO INDEPENDENT STUDY OF THE LIKELIHOOD OF FLOODING OF THE SURVEYED PROPERTY HAS BEEN DONE BY THE SURVEYOR AND NO OPINION OF FLOOD HAZARDS IS INCLUDED IN THIS SURVEY.

PROJECT CONTROL NOTE

ONLY THE CONTROL POINTS, COORDINATE VALUES, AND ELEVATIONS SHOWN ON THIS SHEET SHALL BE USED ON THIS PROJECT. CRAFTON, TULL & ASSOCIATES SHALL NOT BE RESPONSIBLE FOR ANY CONSEQUENCES OF USING CONTROL POINTS, COORDINATE VALUES OR ELEVATIONS ESTABLISHED OR DERIVED FROM OTHER SOURCES. CRAFTON, TULL & ASSOCIATES, AT ITS SOLE DISCRETION, MAY ALLOW THE USE OF ALTERNATIVE OR ADDITIONAL CONTROL, BY A WRITTEN AMENDMENT TO THIS SHEET SEALED BY THE RESPONSIBLE SURVEYOR. USERS OF THESE CONTROL POINTS SHALL EXERCISE DUE CARE AND GOOD SURVEYING PRACTICE AND IMMEDIATELY NOTIFY THE CRAFTON, TULL & ASSOCIATES PROJECT ENGINEER OF ANY INCONSISTENCIES IN THE OBSERVED COORDINATE VALUES, ELEVATIONS AND DESCRIPTIONS FOR CONTROL POINTS SHOWN ON THIS SHEET.

CONTROL POINT TABLE				
POINT #	NORTHING	EASTING	ELEVATION	DESCRIPTION
3	751173.73	667083.97	1292.16	CTL BNTV MON 3
10	749086.71	664135.82	1282.36	CTL RBR BLUE PC
11	748668.61	664148.74	1281.65	CTL 5/8 RBR BPC

NOTE:
BENTONVILLE CONTROL POINT NUMBER 3 USED FOR HORIZONTAL AND VERTICAL CONTROL.

LEGEND (EXISTING SYMBOLS)

SYMBOLS	
	BENCHMARK
	FOUND IRON PIPE/REBAR
	PRIMARY CONTROL/SET MONUMENT
	FOUND MONUMENT/ROW
AC	AIR CONDITIONER
ARV	AIR RELEASE VALVE
	ELECTRIC BOX/PEDESTAL
EB	ELECTRIC JUNCTION BOX
E	ELECTRIC METER
E	ELECTRIC TRANSFORMER
FDC	FIRE DEPARTMENT CONNECTION
FH	FIRE HYDRANT
GM	GAS METER
GV	GAS VALVE
	GUARD POST
LP	LIGHT POLE
PP	POWER POLE
S	SANITARY MANHOLE
CO	SANITARY SEWER CLEANOUT
	SIGN
	SPRINKLER HEAD
T	TELEPHONE PEDESTAL
	TV PEDESTAL
	WATER FAUCET
WM	WATER METER
WV	WATER VALVE
	DOWN GUY
D	STORM SEWER MANHOLE
	STORM SEWER PIPE
D	DROP/CURB INLET
	GRATED INLET
	TREE
	TREE TO BE REMOVED

LINEWORK
EASEMENT
CURB
1206 INTERMEDIATE CONTOUR
1205 INDEX CONTOUR
SS SANITARY SEWER LINE (SPECIFY SIZE & TYPE) SS
G GAS LINE G
W WATER LINE (SPECIFY SIZE & TYPE) W
UGT UNDERGROUND TELEPHONE UGT
UGE UNDERGROUND ELECTRIC
OHE OVERHEAD ELECTRIC
UGTV UNDERGROUND TELEVISION UGTV
OHTV OVERHEAD TELEVISION OHTV
CHAIN LINK FENCE
WOOD FENCE
BARBED WIRE FENCE
FO FIBER OPTIC FO
RIGHT OF WAY
ROAD CENTERLINE

THE ABOVE CONTROL POINT TABLE ITEM VALUES DO NOT CONSTITUTE A "SURVEYING MEASUREMENT CERTIFICATION" AS DEFINED BY ARKANSAS CODE SECTION 17-48-101 (6) (A) (B) AS OF JULY 2014. THERE IS NO WARRANTY TO THIRD PARTIES AS TO ACCURACY OR CORRECTNESS OF THE NUMERICAL VALUES SHOWN HEREON.

BASIS OF BEARING: ARKANSAS STATE PLANE COORDINATE SYSTEM, NORTH ZONE, NAD 83 HORIZONTAL DATUM AND NAVD 88 VERTICAL DATUM DETERMINED BY GPS OBSERVATION ON THE CITY OF BENTONVILLE CONTROL MONUMENTS USING THEIR PUBLISHED VALUES.
BEARING: GRID
DISTANCE: GRID
CONVERGENCE ANGLE: -01°16'52.27"
COMBINED SCALE FACTOR: 0.99996886
VALUE CALCULATED AT THE FOLLOWING POINT:
N 749086.709 E 664135.823 Z 1282.356

PROJECT CONTROL CERTIFICATE:

I HEREBY DECLARE THAT ON THE 31ST DAY OF AUGUST, 2026 THE ABOVE CONTROL POINT TABLE ITEM VALUES WERE CHECKED TO FOR CONSISTENCY WITH THE FIELD DATA FOR EACH ITEM PROVIDED BY THE FIELD CREW UNDER MY SUPERVISION. THE CONTROL HORIZONTAL AND VERTICAL DATUM WAS CONFIRMED IN RELATION TO THE RELEVANT LOCAL MUNICIPAL CONTROL SYSTEM. THIS CERTIFICATION IS APPLICABLE ONLY TO THE CONTROL POINT VALUES AS THEY EXISTED AT THE TIME OF IMPLEMENTATION BY THE FIELD CREW UNDER MY SUPERVISION. THIS CERTIFICATE DOES NOT EXTEND TO ANY ITEM OR DEPICTION SHOWN HEREON, OTHER THAN THE CONTROL POINT VALUES SHOWN IN THE CONTROL POINT TABLE.

REGISTERED — STATE OF ARKANSAS NO. 1460 — KEVIN J. MONTGOMERY PROFESSIONAL LAND SURVEYOR — SIGNATURE

CRAFTON, TULL, & ASSOCIATES, INC.
BY KEVIN J. MONTGOMERY (AGENT)

KEVIN J. MONTGOMERY PS 1460

NOTE:
THIS PLAN SHEET DOES NOT CONSTITUTE A BOUNDARY SURVEY OR ALTA/ASPS LAND TITLE SURVEY. EXCEPT FOR THE CONTROL POINT TABLE VALUES, ALL ELSE IS SHOWN FOR INFORMATION ONLY.

901 N. 47th St., Suite 400
Rogers, Arkansas 72756
Crafton Tull
479.636.4838 t
www.craftontull.com

CERTIFICATE OF AUTHORIZATION:
CERTIFICATE OF AUTHORIZATION — CRAFTON, TULL & ASSOCIATES, INC. No. 109 — ARKANSAS ENGINEER

GRAPHIC SCALE IN FEET
50' 0 50'

BUD'S HOUSE
BENTONVILLE,AR

Key Plan

No.	Description	Date

This document, and the ideas and designs incorporated herein, as an instrument of professional service, is the property of Crafton, Tull & Associates, Inc., and is not to be used, in whole or in part, for any other project, without the written authorization of Crafton, Tull & Associates, Inc.

PROJECT NO: 25103700
ISSUE DATE: 08/31/2026
CONTACT: R SWIFT
QC by:
QC Date:

© 2026 Crafton, Tull & Associates, Inc.

SURVEY CONTROL SHEET

C-002

DRAWING: Q:\25103700_BUDS HOUSE\SURVEY\SURVEY.DWG LAST SAVED: 8/31/2026 2:29:21 PM
LAYOUT: C-002 LAST SAVED: KMOTE 8/31/2026 2:29:21 PM
XREFS ATTACHED TO THIS DRAWING: SURVEY 8/31/2026 2:29:21 PM

STAMP LOCATION

LEGEND (EXISTING SYMBOLS)

SYMBOLS	LINEWORK
FOUND IRON PIN	CURB
LIGHT POLE	RIGHT OF WAY
	ROAD CENTERLINE

LEGEND (CONSTRUCT)

SYMBOLS	LINEWORK
SET IRON PIN	CURB
LIGHT POLE	BUILDING SET BACK
	RIGHT OF WAY
	PROPERTY LINE
	ROAD CENTERLINE
	BLOCK LENGTH

GRAPHIC SCALE IN FEET

50' 0 50'

Dirtworks
561 SEVENTH AVENUE FLOOR 11
NEW YORK, NY 10018
(212) 589 2263

WER ARCHITECTS
901 WEST THIRD STREET
LITTLE ROCK, AR 72201
(501) 374 5300

CONSULTANTS

CIVIL ENGINEERS
CRAFTON TULL & ASSOCIATES, INC.
901 N. 47TH STREET, SUITE 400
ROGERS, AR 72756
(479) 636 4838

MEP ENGINEERS
INSIGHT ENGINEERING
322 S STATE STREET, STE 201
LITTLE ROCK, AR 72201
(501) 237 3077

STRUCTURAL ENGINEERS
ENFRA TME, LLC
BUILDING 2, 1 ALLIED DRIVE, STE 2600
LITTLE ROCK, AR 72202
(501) 666 6776

FOOD SERVICE CONSULTANT
MCKAY-LANE CONSULTING, LTD
1807 DODSON AVE
FT. SMITH, AR 72901
(479) 629 4572

ACOUSTICAL ENGINEERS
ACENTECH
620 W. GERMANTOWN PIKE, STE. 210
PLYMOUTH MEETING PA 19462
(215) 245 8244

PROJECT TITLE

CENTRAL HOUSE & GARDEN

BENTONVILLE, AR

PROJECT NUMBER: 31483

#	ISSUED FOR	DATE
	FINAL CD's	10/2/2026

KEY PLAN

SIGN & SEAL

DRAWN BY

CHECKED BY

SHEET TITLE

LOT AND BLOCK PLAN (C)

SHEET NUMBER

C-003

STAMP LOCATION

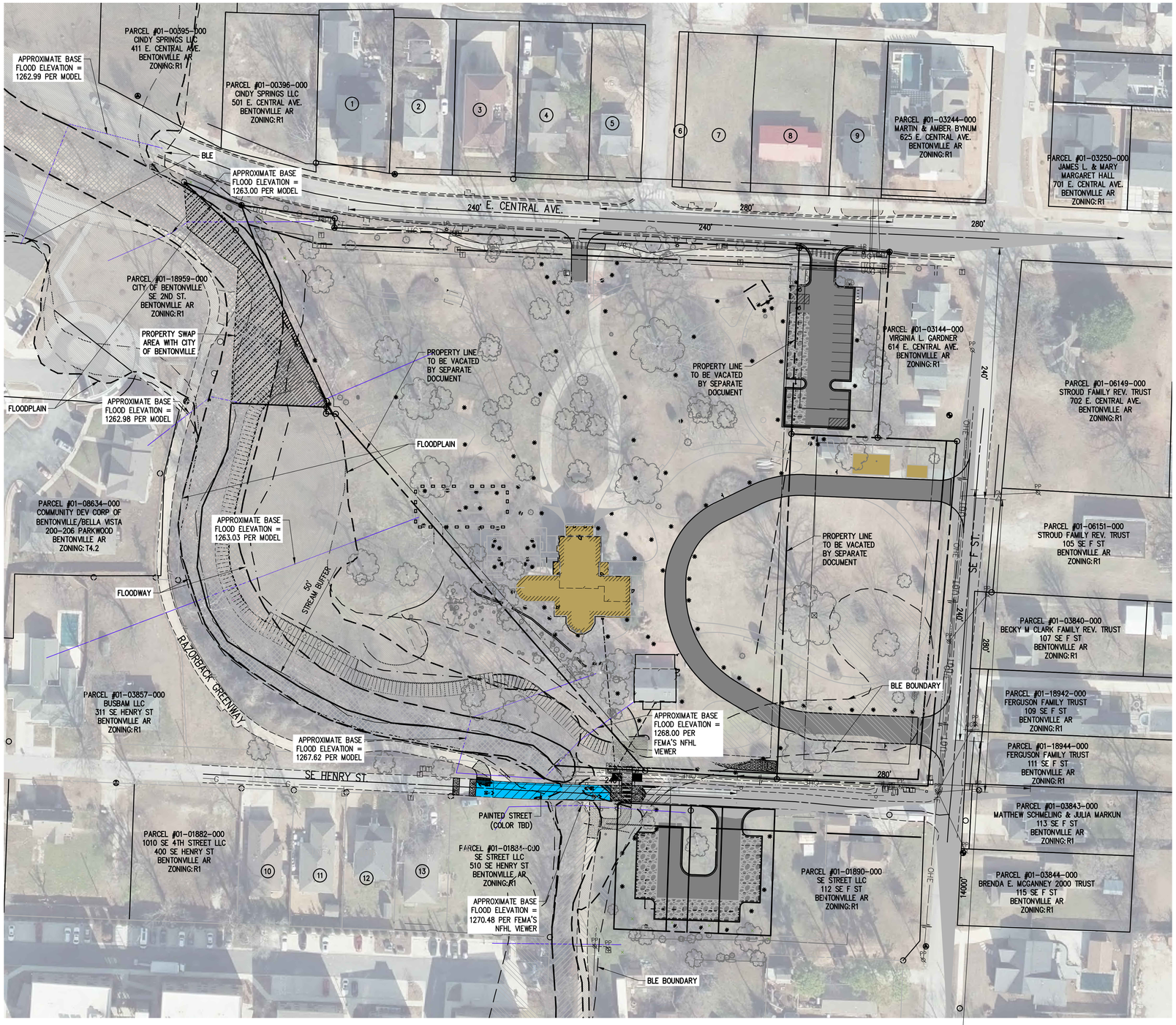

1 PARCEL #01-00397-000
CLAY & CARRIE PORTER LIVING TRUST
503 E. CENTRAL AVE
BENTONVILLE, AR
ZONING: R1

2 PARCEL #01-00379-000
AVALON ON CENTRAL LLC
505 E. CENTRAL AVE
BENTONVILLE, AR
ZONING: R1

3 PARCEL #01-00380-000
MLC INC.
507 E. CENTRAL AVE
BENTONVILLE, AR
ZONING: R1

4 PARCEL #01-00397-000
CLAY & CARRIE PORTER LIVING TRUST
509 E. CENTRAL AVE
BENTONVILLE, AR
ZONING: R1

5 PARCEL #01-00385-000
BRENMAR PROPERTIES LLC
511 E. CENTRAL AVE
BENTONVILLE, AR
ZONING: R1

6 PARCEL #01-03309-020
CITY OF BENTONVILLE
E. CENTRAL AVE
BENTONVILLE, AR

7 PARCEL #01-03241-000
AVIS A. BAILEY TRUST
CENTRAL AVE
BENTONVILLE, AR
ZONING: R1

8 PARCEL #01-03242-000
SERENITY P LLC
611 CENTRAL AVE
BENTONVILLE, AR
ZONING: R1

9 PARCEL #01-03243-000
SERENITY P LLC
613 CENTRAL AVE
BENTONVILLE, AR
ZONING: R1

10 PARCEL #01-01882-001
MARC MUND & MACARENA GARCIA
502 SE HENRY
BENTONVILLE, AR
ZONING: R1

11 PARCEL #01-01882-002
MICHAEL & LISA WAKEFIELD TRUST
504 SE HENRY
BENTONVILLE, AR
ZONING: R1

12 PARCEL #01-01883-000
RAMONA STEIN
506 SE HENRY
BENTONVILLE, AR
ZONING: R1

13 PARCEL #01-01883-001
JOSHUA JON & MERRIL POPE
508 SE HENRY
BENTONVILLE, AR
ZONING: R1

GRAPHIC SCALE IN FEET
50' 0 50'

Dirtworks
561 SEVENTH AVENUE FLOOR 11
NEW YORK, NY 10018
(212) 589 2263

WER ARCHITECTS
901 WEST THIRD STREET
LITTLE ROCK, AR 72201
(501) 374 5300

CONSULTANTS

CIVIL ENGINEERS
CRAFTON TULL & ASSOCIATES, INC.
901 N. 47TH STREET, SUITE 400
ROGERS, AR 72756
(479) 636 4838

MEP ENGINEERS
INSIGHT ENGINEERING
322 S STATE STREET, STE 201
LITTLE ROCK, AR 72201
(501) 237 3077

STRUCTURAL ENGINEERS
ENFRA TME, LLC
BUILDING 2, 1 ALLIED DRIVE, STE 2600
LITTLE ROCK, AR 72202
(501) 666 6776

FOOD SERVICE CONSULTANT
MCKAY-LANE CONSULTING, LTD
1807 DODSON AVE
FT. SMITH, AR 72901
(479) 629 4572

ACOUSTICAL ENGINEERS
ACENTECH
620 W. GERMANTOWN PIKE, STE. 210
PLYMOUTH MEETING PA 19462
(215) 245 8244

PROJECT TITLE

CENTRAL HOUSE & GARDEN

BENTONVILLE, AR

PROJECT NUMBER: 31483

#	ISSUED FOR	DATE
	FINAL CD's	10/2/2026

KEY PLAN

SIGN & SEAL

DRAWN BY

CHECKED BY

SHEET TITLE

OVERALL SITE PLAN (C)

SHEET NUMBER

C-101

STAMP LOCATION

SITE NOTES

1. THE DESIGN, INSPECTION, AND CERTIFICATION OF ANY RETAINING WALL SHOWN OR REFERENCED HEREIN, INCLUDING BUT NOT LIMITED TO, SEGMENTAL RETAINING WALLS, MASS GRAVITY WALLS, GABION WALLS, ETC., GREATER THAN FORTY-EIGHT INCHES IN HEIGHT, SHALL BE BY OTHERS. ANY RETAINING WALL DATA SHOWN OR REFERENCED HEREIN SHALL BE FOR COORDINATION OF THE WALL LOCATION AND ELEVATIONS ONLY.
2. ALL WORK AND MATERIALS SHALL COMPLY WITH ALL CITY/COUNTY/STATE/FEDERAL REGULATIONS AND CODES AND OSHA STANDARDS.
3. CONTRACTOR SHALL REFER TO ARCHITECTURAL PLANS FOR EXACT LOCATIONS AND DIMENSIONS OF VESTIBULES, SLOPE PAVING, SIDEWALKS, EXIT PORCHES, TRUCK DOCKS, PRECISE BUILDING DIMENSIONS AND EXACT UTILITY ENTRANCE LOCATIONS.
4. ALL CURB DIMENSIONS AND RADII ARE TO BACK OF CURB UNLESS OTHERWISE NOTED.
5. ALL PAVEMENT MARKINGS DIMENSIONS FACE OF CURB UNLESS OTHERWISE NOTED.
6. ALL WORK SHALL BE DONE IN STRICT ACCORDANCE WITH THE PROJECT SPECIFICATIONS.
7. ALL CURB/SIDEWALK/HANDICAP RAMP DESIGNS SHALL CONFORM TO ADA STANDARDS OR LOCAL RESTRICTIVE CODES, WHICHEVER IS MORE RESTRICTIVE.
8. CONTRACTOR SHALL ENSURE ALL NECESSARY PERMITS ARE OBTAINED PRIOR TO CONSTRUCTION START.
9. CONTRACTOR SHALL MATCH NEW CURB AND GUTTER, CONCRETE, AND PAVEMENT TO EXISTING IN GRADE AND ALIGNMENT.
10. CONTRACTOR SHALL MAINTAIN ALL EXISTING PARKING, SIDEWALKS, DRIVES, ETC. CLEAR AND FREE FROM ANY CONSTRUCTION ACTIVITY AND/OR MATERIAL TO ENSURE EASY AND SAFE PEDESTRIAN AND VEHICULAR TRAFFIC TO AND FROM THE SITE.
11. CERTAIN SITE AMENITIES, INCLUDING BUT NOT LIMITED TO DUMPSTER ENCLOSURES, FENCES, GATES, MAIL KIOSKS, PLAYGROUNDS, RECREATIONAL, SOCIAL, AND GATHERING FEATURES, SHALL BE DESIGNED AND SPECIFIED BY OTHERS. DUMPSTER ENCLOSURES DETAILED DESIGN AND SPECIFICATIONS SHALL BE PROVIDED BY THE OWNER/PROJECT ARCHITECT AND SHALL MEET LOCAL JURISDICTION DESIGN STANDARDS AND SPECIFICATIONS, IF APPLICABLE, AND THE REQUIREMENTS OF THE PROJECT'S SERVICE PROVIDER. IF APPLICABLE, THE ARCHITECT SHALL PROVIDE, COORDINATE, AND SUBMIT DETAILS FOR THE DUMPSTER ENCLOSURE FOOTPRINT AND SITE PLACEMENT REQUIREMENTS TO CRAFTON TULL.
12. OWNER/DEVELOPER SHALL BE RESPONSIBLE FOR THE DESIGN AND INSTALLATION OF ALL NECESSARY WARNING AND LIFE SAFETY SIGNS AND DEVICES ASSOCIATED WITH THIS PROJECT.
13. NO KNOWN SIGNAGE AT THIS TIME. A SEPARATE SIGN PERMIT WILL BE REQUIRED.
14. PROPOSED BENCH WILL BE A MINIMUM OF 6' IN LENGTH AND BE A VICTOR STANLEY "CLASSIC" (MODEL# C-10) OR APPROVED EQUAL.
15. BIKE RACK DESIGN MUST FOLLOW RULES SET FORTH IN SECTION 50-503 (G)(3)(B).
16. THIS PROJECT IS IN BENTONVILLE MUNICIPAL AIRPORT ZONE C. NO STRUCTURE WILL BE CONSTRUCTED EXCEEDING 1,446' ABOVE SEA LEVEL AND NO USES WILL BE MADE OF LAND OR WATER TO VOLATE THE USE RESTRICTIONS LISTED IN SEC. 401.12.
17. FOR ALL RIGHTS-OF-WAY OPEN TO VEHICULAR TRAFFIC, CONTRACTOR SHALL PROVIDE A PEDESTRIAN AND BICYCLE ACCESSIBLE ROUTE DURING ALL PHASES OF CONSTRUCTION.
18. ALL CROSSWALKS TO MEET CITY STANDARDS PER SEC. 800.06(B) (3) OF THE 2024 STREET SPECIFICATIONS.
19. ALL SIGN SUPPORTS WITHIN THE RIGHT OF WAY THAT WILL BE MAINTAINED BY THE CITY OF BENTONVILLE WILL NEED TO CONFORM TO THE MINIMUM REQUIREMENTS OF THE REGULATIONS LISTED IN SEC. 800.066(B)(S) OF THE 2024 STREET SPECIFICATIONS.

LEGEND (CONSTRUCT)

SYMBOLS	LINEWORK
SET IRON PIN	EASEMENT
LIGHT POLE	CURB
POWER POLE	CHAIN LINK FENCE
	WOOD FENCE
	MASONRY FENCE
	BUILDING SET BACK
	RIGHT OF WAY
	PROPERTY LINE
	ROAD CENTERLINE

LEGEND (EXISTING SYMBOLS)

SYMBOLS	LINEWORK
BENCHMARK	EASEMENT
FOUND IRON PIPE/REBAR	CURB
PRIMARY CONTROL/SET MONUMENT	CHAIN LINK FENCE
FOUND MONUMENT/ROW	WOOD FENCE
SIGN	WROUGHT IRON FENCE
DOWN GUY	RIGHT OF WAY
TREE	OVERHEAD ELECTRIC
	ROAD CENTERLINE
	FLOODWAY
	FLOODPLAIN
	BLE BOUNDARY

REQUIRED PARKING: 4 PER 1,000 SQ FT BUILDING AREA
TABLE 5.9 (CULTURAL USE)
6,094 / 1,000 = 6
6 * 4 = 24 REQUIRED STALLS

PROVIDED PARKING:
NORTH PARKING LOT
2 ADA PARKING STALLS
24 STANDARD PARKING STALLS
24+2=26 STANDARD PARKING STALLS
SOUTH (EMPLOYEE) PARKING LOT
23 STANDARD PARKING STALLS

23+26=49 TOTAL PARKING STALLS

Dirtworks
561 SEVENTH AVENUE FLOOR 11
NEW YORK, NY 10018
(212) 589 2263

WER ARCHITECTS
901 WEST THIRD STREET
LITTLE ROCK, AR 72201
(501) 374 5300

CONSULTANTS

CIVIL ENGINEERS
CRAFTON TULL & ASSOCIATES, INC.
901 N. 47TH STREET, SUITE 400
ROGERS, AR 72756
(479) 636 4838

MEP ENGINEERS
INSIGHT ENGINEERING
322 S STATE STREET, STE 201
LITTLE ROCK, AR 72201
(501) 237 3077

STRUCTURAL ENGINEERS
ENFRA TME, LLC
BUILDING 2, 1 ALLIED DRIVE, STE 2600
LITTLE ROCK, AR 72202
(501) 666 6776

FOOD SERVICE CONSULTANT
MCKAY-LANE CONSULTING, LTD
1807 DODSON AVE
FT. SMITH, AR 72901
(479) 629 4572

ACOUSTICAL ENGINEERS
ACENTECH
620 W. GERMANTOWN PIKE, STE. 210
PLYMOUTH MEETING PA 19462
(215) 245 8244

PROJECT TITLE

CENTRAL HOUSE & GARDEN

BENTONVILLE, AR

PROJECT NUMBER: 31483

#	ISSUED FOR	DATE
	FINAL CD's	10/2/2026

KEY PLAN

SIGN & SEAL

DRAWN BY

CHECKED BY

SHEET TITLE

SITE PLAN

SHEET NUMBER

C-102

REFER TO L-220 TO L-224 FOR DETAILED LIGHTING DESIGN

GRAPHIC SCALE IN FEET
40' 0 40'

FLOW REQUIREMENT TABLE					
	UNITS	PERSON/UNIT	AVG. GALLON/PERSON/DAY	GALLONS PER DAY	AVERAGE FLOW (G.P.M.)
EXISTING	3	2.64	100	792	0.55
FOOD SERVICE USE	46	1	40	1,840	1.28
OFFICE USE	15	1	15	225	0.16

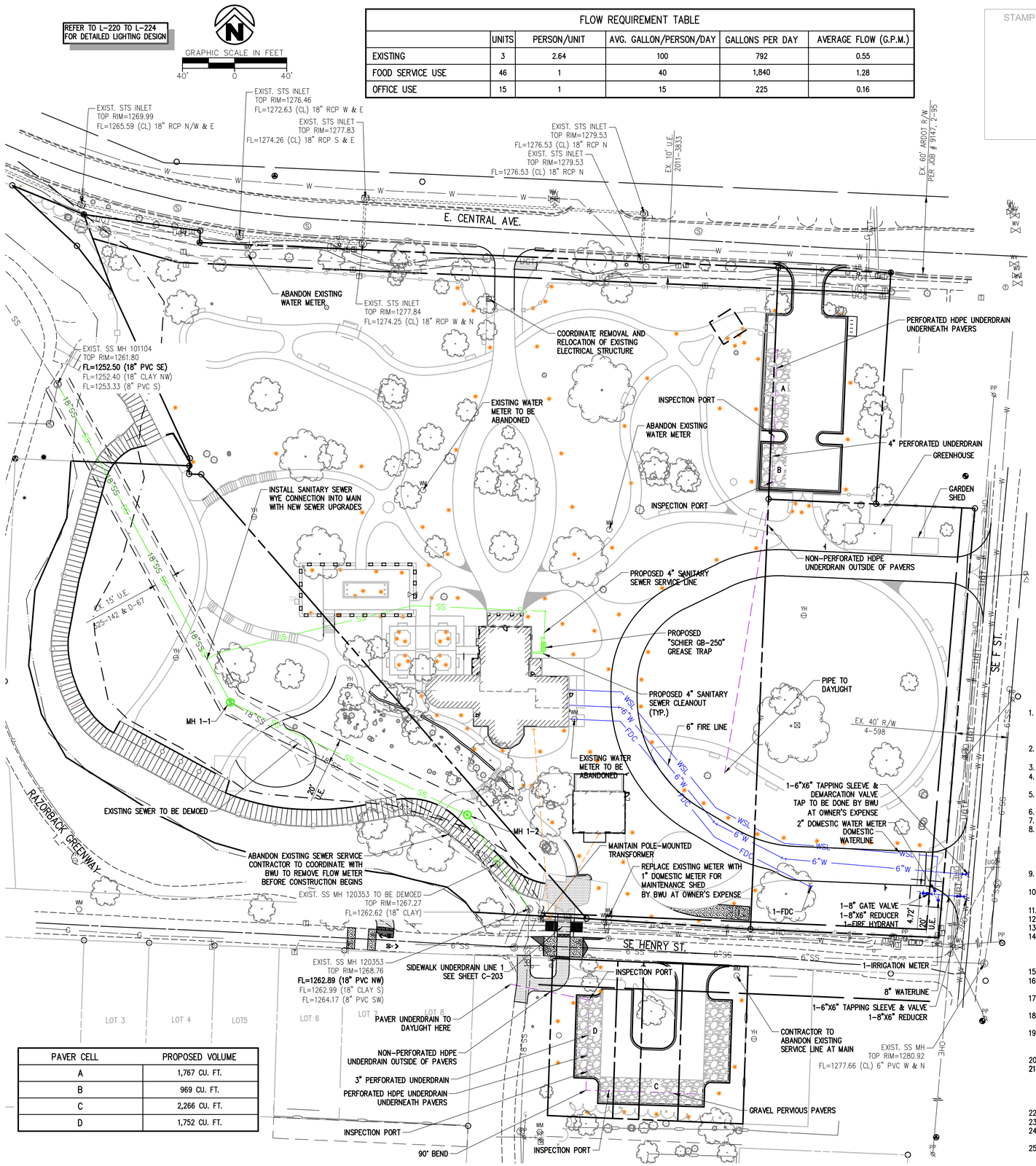

PAVER CELL	PROPOSED VOLUME
A	1,767 CU. FT.
B	969 CU. FT.
C	2,266 CU. FT.
D	1,752 CU. FT.

STAMP LOCATION

LEGEND (CONSTRUCT)

SYMBOLS	LINEWORK
SET IRON PIN	EASEMENT
LIGHT POLE	CURB
POWER POLE	SANITARY SEWER LINE
MANHOLE	GAS LINE
SANITARY SEWER CLEANOUT	WATER LINE
GAS METER	UNDERGROUND ELECTRIC
GAS VALVE	OVERHEAD ELECTRIC
STORM SEWER PIPE	CHAIN LINK FENCE
STRUCTURE NUMBER	WOOD FENCE
WATER VALVE	BUILDING SET BACK
FIRE HYDRANT ASSEMBLY (TEE, VALVE & FIRE HYDRANT)	RIGHT OF WAY
FIRE HYDRANT	PROPERTY LINE
FIRE DEPARTMENT CONNECTION	ROAD CENTERLINE
WATER METER	
BACK FLOW PREVENTER	
REDUCER	
RECTANGULAR DROP INLET, GRATED INLET OR JUNCTION BOX (SPECIFY ON PLAN SHEET)	
CIRCULAR DROP INLET, GRATED INLET OR JUNCTION BOX (SPECIFY ON PLAN SHEET)	

LEGEND (EXISTING SYMBOLS)

SYMBOLS	LINEWORK
BENCHMARK	EASEMENT
FOUND IRON PIPE/REBAR	CURB
PRIMARY CONTROL/SET MONUMENT	SANITARY SEWER LINE (SPECIFY SIZE & TYPE)
FOUND MONUMENT/ROW	GAS LINE
ELECTRIC BOX/PEDESTAL	WATER LINE (SPECIFY SIZE & TYPE)
ELECTRIC JUNCTION BOX	UNDERGROUND TELEPHONE
ELECTRIC METER	UNDERGROUND ELECTRIC
ELECTRIC TRANSFORMER	OVERHEAD ELECTRIC
FIRE HYDRANT	CHAIN LINK FENCE
POWER POLE	WOOD FENCE
SANITARY MANHOLE	BARBED WIRE FENCE
SIGN	RIGHT OF WAY
TELEPHONE PEDESTAL	ROAD CENTERLINE
WATER FAUCET	
WATER METER	
WATER VALVE	
DOWN GUY	
STORM SEWER MANHOLE	
STORM SEWER PIPE	
DROP/CURB INLET	GRATED INLET
SHRUB	TREE

UTILITY NOTES

1. THE LOCATION AND/OR ELEVATION OF EXISTING UTILITIES AS SHOWN ON THESE PLANS IS BASED ON RECORDS OF THE VARIOUS UTILITY COMPANIES AND, WHERE POSSIBLE, MEASUREMENTS TAKEN IN THE FIELD. THE INFORMATION IS NOT TO BE RELIED UPON AS BEING EXACT OR COMPLETE. THE CONTRACTOR MUST CONTACT THE APPROPRIATE UTILITY COMPANIES AT LEAST 72 HOURS BEFORE ANY EXCAVATION TO REQUEST EXACT FIELD LOCATION OF EXISTING UTILITIES WITHIN THE WORK ZONE.
2. CONTRACTOR SHALL NOTIFY THE UTILITY AUTHORITIES' INSPECTORS 72 HOURS BEFORE CONNECTING TO ANY EXISTING FACILITIES. CONTRACTOR SHALL COORDINATE AND SCHEDULE TIE-INS/CONNECTIONS WITH ALL UTILITY COMPANIES.
3. ALL UNDERGROUND LINES SHALL BE INSTALLED, INSPECTED, AND APPROVED PRIOR TO BACKFILLING.
4. ALL NECESSARY INSPECTIONS AND/OR CERTIFICATIONS REQUIRED BY CODES AND/OR UTILITY COMPANIES SHALL BE PERFORMED PRIOR TO ANNOUNCED BUILDING POSSESSION AND THE FINAL CONNECTION OF SERVICE.
5. GENERAL CONTRACTOR IS TO COORDINATE WITH APPROPRIATE UTILITY COMPANIES PRIOR TO CONSTRUCTION, ADJUSTMENT, OR RELOCATION OF EXISTING UTILITIES.
6. THRUST BLOCKING SHALL BE PROVIDED AT ALL BENDS, TEES, AND FIRE HYDRANTS.
7. DIMENSIONS SHOWN ARE TO CENTERLINE OF PIPE OR FITTING.
8. MINIMUM HORIZONTAL SEPARATION BETWEEN THE OUTSIDE WALL OF THE WATERLINE AND THE OUTSIDE WALL OF THE SANITARY SEWER LINE OR SANITARY SEWER MANHOLE SHALL BE AT LEAST TEN FEET. WHERE WATERLINES CROSS SANITARY SEWERS THE WATERLINE SHALL BE PLACED ABOVE THE SEWER WITH A MINIMUM VERTICAL SEPARATION, OUTSIDE-TO-OUTSIDE, OF 18". IF IT IS NOT POSSIBLE TO CONFORM TO THESE DIMENSIONS OR DEFINED PLACEMENT, THE WATERLINE SHALL BE ENCASED IN WATERTIGHT PIPE WITH SEALED WATERTIGHT ENDS EXTENDING AT LEAST TEN FEET EITHER SIDE OF THE CROSSING.
9. THE CONTRACTOR SHALL INCLUDE IN THE BID PRICE ALL MATERIAL AND LABOR ASSOCIATED WITH THE TESTING OF THE WATER AND SEWER LINES REQUIRED BY THE LOCAL AND/OR STATE AGENCIES.
10. TOPS OF EXISTING MANHOLES SHALL BE RAISED AS NECESSARY TO BE FLUSH WITH FINISHED PAVEMENT ELEVATIONS, AND MANHOLES IN UNPAVED AREAS TO BE 1" ABOVE FINISHED GROUND ELEVATIONS WITH WATER TIGHT LIDS.
11. ALL TRENCHING, PIPE LAYING, AND BACKFILLING SHALL BE IN ACCORDANCE WITH FEDERAL REGULATIONS.
12. REFER TO BUILDING PLANS FOR SITE LIGHTING AND ELECTRICAL PLAN.
13. ALL MATERIALS, CONSTRUCTION, AND INSPECTION FOR WATER AND SANITARY SEWER LINES SHALL BE PER THE BWU 2026 SPECIFICATIONS.
14. THE CONTRACTOR SHALL COORDINATE WITH THE FIRE DEPARTMENT AND THE WATER COMPANY TO PLAN THE IMPROVEMENTS TO THE WATER MAINS AND TO ENSURE ADEQUATE FIRE PROTECTION IS CONSTANTLY AVAILABLE TO THE SITE THROUGHOUT THE PROJECT. CONTRACTOR WILL BE RESPONSIBLE FOR ARRANGING ANY REQUIRED WATER MAIN SHUT-OFFS WITH THE WATER COMPANY DURING CONSTRUCTION. ALL COSTS ASSOCIATED WITH WATERMAIN SHUT-OFFS WILL BE THE RESPONSIBILITY OF THE CONTRACTOR; NO ADDITIONAL COMPENSATION WILL BE PROVIDED.
15. DAMAGE TO ALL EXISTING FACILITIES DESIGNATED TO REMAIN WILL BE REPLACED AT CONTRACTOR'S EXPENSE.
16. CONTRACTOR SHALL REFER TO ARCHITECTURAL PLANS FOR EXACT LOCATIONS AND DIMENSIONS OF VESTIBULES, SLOPE PAVING, SIDEWALKS, EXIT PORCHES, TRUCK DOCKS, PRECISE BUILDING DIMENSIONS, AND EXACT UTILITY ENTRANCE LOCATIONS.
17. GENERAL CONTRACTOR SHALL BE RESPONSIBLE FOR ALL TAP AND TIE ON FEES REQUIRED AS WELL AS COSTS OF UNDERGROUND SERVICE CONNECTIONS TO THE BUILDING.
18. GENERAL CONTRACTOR SHALL PROVIDE ALL CONDUITS AS SHOWN ON THE PLANS, VERIFY LOCATION OF UTILITY TIE-INS, AND PROVIDE NYLON PULL CORDS INSIDE THE CONDUIT.
19. THE CONTRACTOR SHALL INCLUDE IN BID PRICE THE DAILY RECORD KEEPING OF THE RECORD CONDITION OF ALL OF THE UNDERGROUND UTILITIES, CONSTRUCTION STAKE-OUT, PREPARATION OF THE NECESSARY/REQUIRED WATER AND SEWER RECORD DRAWINGS TO BE SUBMITTED, AND ALL OTHER INFORMATION REQUIRED FOR OBTAINING PERMITS AND RELEASE OF BONDS.
20. CONTRACTOR SHALL PROVIDE IN-DITCH AS-BUILT INFORMATION TO ENGINEER AS REQUIRED BY LOCAL UTILITY PROVIDERS
21. **ENERGIZED ELECTRICAL LINE SAFETY, WARNINGS, AND ADVANCED NOTICES:** ALL OWNERS, GENERAL CONTRACTORS, AND SUBCONTRACTORS ASSOCIATED WITH THIS PROJECT SHALL BE RESPONSIBLE FOR FAMILIARIZING THEMSELVES WITH, COMPLYING WITH, AND THE ENFORCEMENT OF ARKANSAS CODES AR ST § 11-5-307 AND § AR ST 11-5-308 AND ANY OTHER CURRENT STATE CODES PERTAINING TO ADVANCE NOTICE REQUIREMENTS AND FOR SAFETY OF ALL PERSONNEL, INCLUDING THE GENERAL PUBLIC, PERTAINING TO ANY WORK, MOVEMENT, AND ACTIVITY IN CLOSE PROXIMITY TO ANY ENERGIZED ELECTRICAL LINE.
22. CONTACT BEUD AT 479-271-3135 BEFORE PERFORMING ANY GRADING WITHIN 5' OF EXISTING OR PROPOSED POWER POLES.
23. BEUD DESIGN LAYOUT DRAWING TAKES PRECEDENCE OVER ANY ELECTRIC INFORMATION SHOWN ON THE SITE UTILITY PLAN.
24. ELECTRIC FACILITIES SHALL BE INSTALLED IN ACCORDANCE WITH THE LATEST REVISION OF THE ELECTRIC SPECIFICATIONS FOUND ON THE WEBSITE. CONTRACTOR IS RESPONSIBLE FOR COMPLIANCE WITH THIS DOCUMENT.
25. CONDENSATE AND ANY UN-METERED WATER ARE ADDRESSED AS A PROHIBITED DISCHARGE AND IS NOT APPROVED TO DISCHARGE INTO THE BENTONVILLE SANITARY SEWER SYSETEM.

Dirtworks
561 SEVENTH AVENUE FLOOR 11
NEW YORK, NY 10018
(212) 589 2263

WER ARCHITECTS
901 WEST THIRD STREET
LITTLE ROCK, AR 72201
(501) 374 5300

CONSULTANTS

CIVIL ENGINEERS
CRAFTON TULL & ASSOCIATES, INC.
901 N. 47TH STREET, SUITE 400
ROGERS, AR 72756
(479) 636 4838

MEP ENGINEERS
INSIGHT ENGINEERING
322 S STATE STREET, STE 201
LITTLE ROCK, AR 72201
(501) 237 3077

STRUCTURAL ENGINEERS
ENFRA TME, LLC
BUILDING 2, 1 ALLIED DRIVE, STE 2600
LITTLE ROCK, AR 72202
(501) 666 6776

FOOD SERVICE CONSULTANT
MCKAY-LANE CONSULTING, LTD
1807 DODSON AVE
FT. SMITH, AR 72901
(479) 629 4572

ACOUSTICAL ENGINEERS
ACENTECH
620 W. GERMANTOWN PIKE, STE. 210
PLYMOUTH MEETING PA 19462
(215) 245 8244

PROJECT TITLE

CENTRAL HOUSE & GARDEN

BENTONVILLE, AR

PROJECT NUMBER: 31483

#	ISSUED FOR	DATE
	FINAL CD's	10/2/2026

KEY PLAN

SIGN & SEAL

DRAWN BY

CHECKED BY

SHEET TITLE

UTILITY PLAN (C)

SHEET NUMBER

C-103

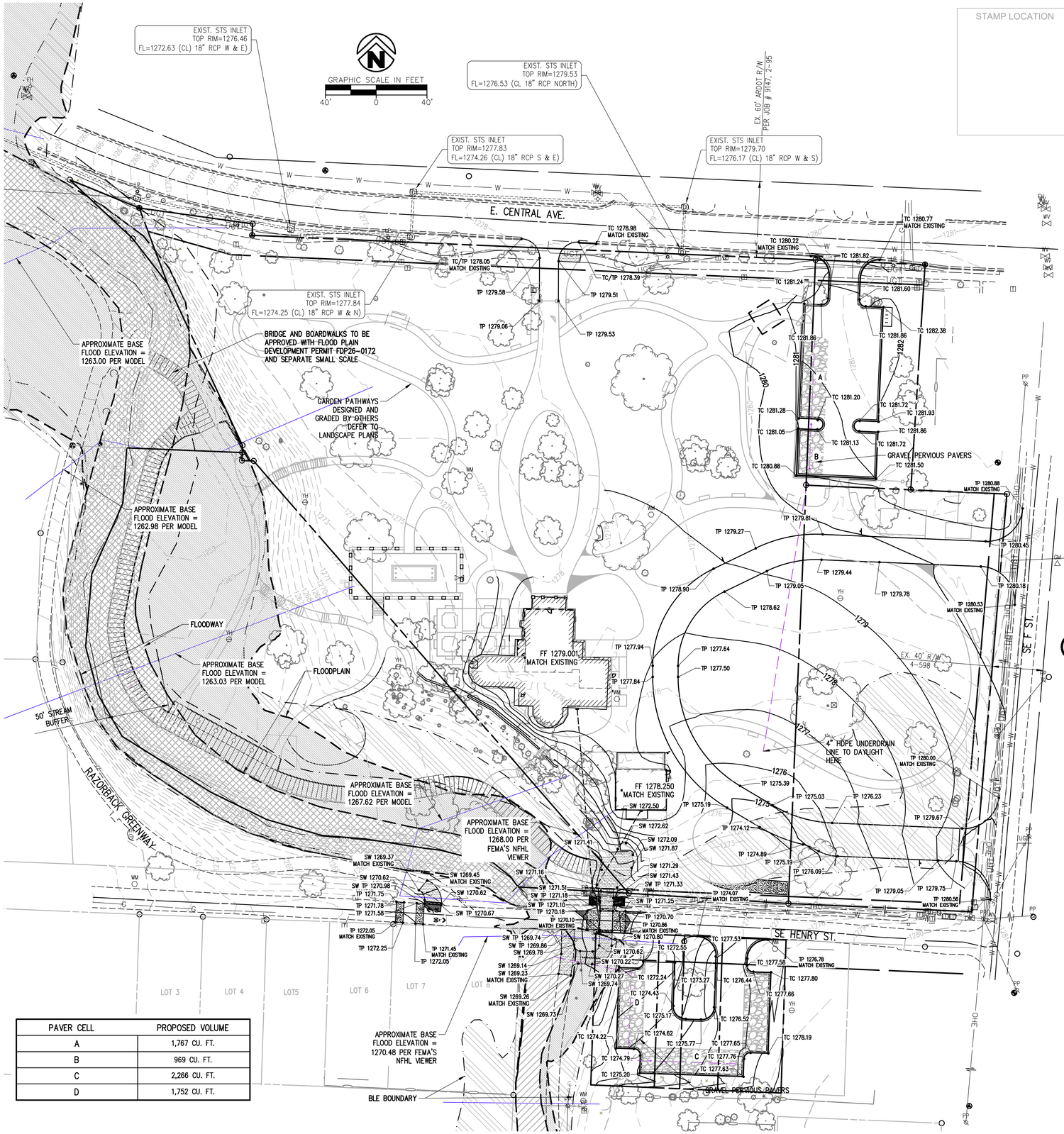

PAVER CELL	PROPOSED VOLUME
A	1,767 CU. FT.
B	969 CU. FT.
C	2,266 CU. FT.
D	1,752 CU. FT.

STAMP LOCATION

LEGEND (EXISTING SYMBOLS)

SYMBOLS

- BENCHMARK
- FOUND IRON PIPE/REBAR
- PRIMARY CONTROL/SET MONUMENT
- FOUND MONUMENT/ROW
- POWER POLE
- STORM SEWER MANHOLE
- STORM SEWER PIPE
- DROP/CURB INLET
- GRATED INLET
- TREE

LINEWORK

- EASEMENT
- CURB
- INTERMEDIATE CONTOUR
- INDEX CONTOUR
- CHAIN LINK FENCE
- WOOD FENCE
- BARBED WIRE FENCE
- RIGHT OF WAY
- ROAD CENTERLINE
- OVERHEAD ELECTRIC
- FLOODWAY
- FLOODPLAIN
- BLE BOUNDARY

LEGEND (CONSTRUCT)

SYMBOLS

- SET IRON PIN
- LIGHT POLE
- POWER POLE
- STORM SEWER PIPE
- STRUCTURE NUMBER
- RECTANGULAR DROP INLET, GRATED INLET OR JUNCTION BOX (SPECIFY ON PLAN SHEET)
- CIRCULAR DROP INLET, GRATED INLET OR JUNCTION BOX (SPECIFY ON PLAN SHEET)

LINEWORK

- EASEMENT
- CURB
- INTERMEDIATE CONTOUR
- INDEX CONTOUR
- BUILDING SET BACK
- RIGHT OF WAY
- PROPERTY LINE
- ROAD CENTERLINE

GRADING PLAN SPOT ELEVATIONS

BW	BOTTOM WALL
FG	FINISHED GRADE
FL	FLOW LINE
G	GUTTER
SW	SIDEWALK
TC	TOP CURB
TP	TOP PAVEMENT
TW	TOP WALL
ES	EXISTING GRADE

GRADING AND DRAINAGE NOTES

1. THE DESIGN, INSPECTION, AND CERTIFICATION OF ANY RETAINING WALL SHOWN OR REFERENCED HEREIN, INCLUDING BUT NOT LIMITED TO, SEGMENTAL RETAINING WALLS, MASS GRAVITY WALLS, GABION WALLS, ETC., GREATER THAN FORTY-EIGHT INCHES IN HEIGHT, SHALL BE BY OTHERS. ANY RETAINING WALL DATA SHOWN OR REFERENCED HEREIN SHALL BE FOR COORDINATION OF THE WALL LOCATION AND ELEVATIONS ONLY.
2. THE OWNER/CONTRACTOR SHALL BE SOLELY RESPONSIBLE FOR OBTAINING AND PROVIDING SEPARATE AND INDEPENDENT RETAINING WALL DESIGNS, INSPECTIONS, AND CERTIFICATIONS BY A REGISTERED PROFESSIONAL ENGINEER OTHER THAN CRAFTON TULL. THIS SHALL ALSO APPLY TO ANY ASSOCIATED AND NECESSARY PUBLIC SAFETY DEVICES INCLUDING, BUT NOT LIMITED TO, PEDESTRIAN SAFETY RAILS.
3. THE LOCATION AND/OR ELEVATION OF EXISTING UTILITIES AS SHOWN ON THESE PLANS IS BASED ON RECORDS OF THE VARIOUS UTILITY COMPANIES, AND WHERE POSSIBLE, MEASUREMENTS TAKEN IN THE FIELD. THE INFORMATION IS NOT TO BE RELIED ON AS BEING EXACT OR COMPLETE. THE CONTRACTOR MUST CONTACT THE APPROPRIATE UTILITY COMPANIES AT LEAST 72 HOURS BEFORE ANY EXCAVATION TO REQUEST EXACT FIELD LOCATION OF EXISTING UTILITIES ON SITE OR IN RIGHT-OF-WAY. ALL UTILITIES MUST BE LOCATED PRIOR TO GRADING START.
4. ALL WORK SHALL BE PERFORMED IN ACCORDANCE WITH THE TECHNICAL SPECIFICATIONS, GEO-TECHNICAL REPORT, OR LOCAL JURISDICTION, WHICHEVER IS MORE RESTRICTIVE.
5. ALL CUT OR FILL SLOPES SHALL BE A MAX 3:1 SLOPE OR FLATTER UNLESS OTHERWISE NOTED.
6. IF ANY EXISTING STRUCTURES TO REMAIN ARE DAMAGED DURING CONSTRUCTION, IT SHALL BE THE CONTRACTOR'S RESPONSIBILITY TO REPAIR AND/OR REPLACE THE EXISTING STRUCTURE AS NECESSARY TO RETURN IT TO EXISTING CONDITION OR BETTER.
7. ALL STORM SEWER PIPE CONNECTIONS TO STRUCTURES SHALL BE GROUTED TO ENSURE CONNECTION AT STRUCTURE IS WATERTIGHT. ALL STORM SEWER STRUCTURES SHALL HAVE A SMOOTH UNIFORM POURED MORTAR INVERT FROM INVERT IN TO INVERT OUT.
8. ALL DRAINAGE STRUCTURES AND STORM SEWER PIPES SHALL MEET HEAVY DUTY TRAFFIC (H20) LOADING AND BE INSTALLED ACCORDINGLY WHEN IN PAVED AND TRAFFIC AREAS.
9. ALL STORM SEWER MANHOLES IN PAVED AREAS SHALL BE FLUSH WITH THE PAVEMENT AND SHALL HAVE TRAFFIC BEARING RINGS AND COVERS. MANHOLES IN UNPAVED AREAS SHALL BE 1" ABOVE FINISH GRADE. LIDS SHALL BE LABELED PER JURISDICTIONAL SPECIFICATIONS.
10. SITE GRADING SHALL NOT PROCEED UNTIL APPROPRIATE EROSION AND SEDIMENT CONTROL MEASURES HAVE BEEN INSTALLED. THE CONTRACTOR SHALL ADHERE TO ALL TERMS AND CONDITIONS AS OUTLINED IN THE GENERAL NPDES PERMIT AND THE SWPPP FOR STORMWATER DISCHARGE ASSOCIATED WITH CONSTRUCTION ACTIVITIES.
11. ALL UNSURFACED AREAS DISTURBED BY GRADING OPERATION SHALL RECEIVE 4 INCHES OF TOPSOIL TO FINAL GRADE. REFER TO THE LANDSCAPE PLAN.
12. TOPOGRAPHIC INFORMATION TAKEN FROM A TOPOGRAPHIC SURVEY BY LAND SURVEYORS. IF CONTRACTOR DOES NOT ACCEPT EXISTING TOPOGRAPHY AS SHOWN ON PLANS, CONTACT ENGINEER IMMEDIATELY.
13. THE CONTRACTOR SHALL ASSURE POSITIVE DRAINAGE AWAY FROM BUILDINGS FOR ALL NATURAL AND PAVED AREAS THROUGHOUT ALL PHASES OF CONSTRUCTION.
14. CONTRACTOR SHALL REFER TO ARCHITECTURAL PLANS FOR EXACT LOCATIONS AND DIMENSIONS OF VESTIBULES, SLOPE PAVING, SIDEWALKS, EXIT PORCHES, TRUCK DOCKS, PRECISE BUILDING DIMENSIONS AND EXACT UTILITY ENTRANCE LOCATIONS.
15. THE EARTHWORK FOR ALL BUILDING FOUNDATIONS AND SLABS SHALL BE IN ACCORDANCE WITH ARCHITECTURAL BUILDING PLANS, GEO-TECHNICAL REPORT AND SPECIFICATIONS.
16. EXISTING DRAINAGE STRUCTURES TO BE INSPECTED AND REPAIRED AS NEEDED, AND EXISTING PIPES TO BE CLEANED OUT TO REMOVE ALL SILT AND DEBRIS.
17. CONTRACTOR SHALL ADJUST AND/OR CUT EXISTING PAVEMENT AS NECESSARY TO ENSURE A SMOOTH FIT AND CONTINUOUS GRADE.
18. CONTRACTOR SHALL MAINTAIN ALL EXISTING PARKING, SIDEWALKS, DRIVES, ETC. CLEAR AND FREE FROM ANY CONSTRUCTION ACTIVITY AND/OR MATERIAL TO ENSURE EASY AND SAFE PEDESTRIAN AND VEHICULAR TRAFFIC TO AND FROM THE SITE.
19. IF WET AREAS ARE ENCOUNTERED ON-SITE THE CONTRACTOR SHALL COORDINATE WITH THE GEOTECHNICAL ENGINEER FOR THE DESIGN AND PLACEMENT OF A FRENCH DRAIN SYSTEM.
20. CRAFTON, TULL & ASSOCIATES, INC. (CTA) HAS NOT NECESSARILY ESTABLISHED MINIMUM FINISH FLOOR ELEVATIONS FOR EACH INDIVIDUAL BUILDING OR LOT IN THIS SUBDIVISION. WHEN A MINIMUM BUILDING FLOOR ELEVATION IS NOT ESTABLISHED AND NOTED, THE ULTIMATE RESPONSIBILITY FOR THE PROPER GRADING OF EACH INDIVIDUAL LOT OR PARCEL SHALL REST WITH THE LOT'S OWNER. TYPICALLY, THE MINIMUM FINISH FIRST FLOOR ELEVATIONS SHOULD BE AT LEAST TWELVE INCHES (12") ABOVE THE FINISHED TOP OF STREET CURB ELEVATION ASSOCIATED WITH EACH INDIVIDUAL LOT OR PARCEL OR AS REQUIRED BY LOCAL AND STATE CODES.
21. ELIMINATE ALL CROSS LOT DRAINAGE.

Dirtworks
561 SEVENTH AVENUE FLOOR 11
NEW YORK, NY 10018
(212) 589 2263

WER ARCHITECTS
901 WEST THIRD STREET
LITTLE ROCK, AR 72201
(501) 374 5300

CONSULTANTS

CIVIL ENGINEERS
CRAFTON TULL & ASSOCIATES, INC.
901 N. 47TH STREET, SUITE 400
ROGERS, AR 72756
(479) 636 4838

MEP ENGINEERS
INSIGHT ENGINEERING
322 S STATE STREET, STE 201
LITTLE ROCK, AR 72201
(501) 237 3077

STRUCTURAL ENGINEERS
ENFRA TME, LLC
BUILDING 2, 1 ALLIED DRIVE, STE 2600
LITTLE ROCK, AR 72202
(501) 666 6776

FOOD SERVICE CONSULTANT
MCKAY-LANE CONSULTING, LTD
1807 DODSON AVE
FT. SMITH, AR 72901
(479) 629 4572

ACOUSTICAL ENGINEERS
ACENTECH
620 W. GERMANTOWN PIKE, STE. 210
PLYMOUTH MEETING PA 19462
(215) 245 8244

PROJECT TITLE

CENTRAL HOUSE & GARDEN

BENTONVILLE, AR

PROJECT NUMBER: 31483

#	ISSUED FOR	DATE
	FINAL CD's	10/2/2026

KEY PLAN

SIGN & SEAL

DRAWN BY

CHECKED BY

SHEET TITLE

GRADING PLAN

SHEET NUMBER

C-104

STAMP LOCATION

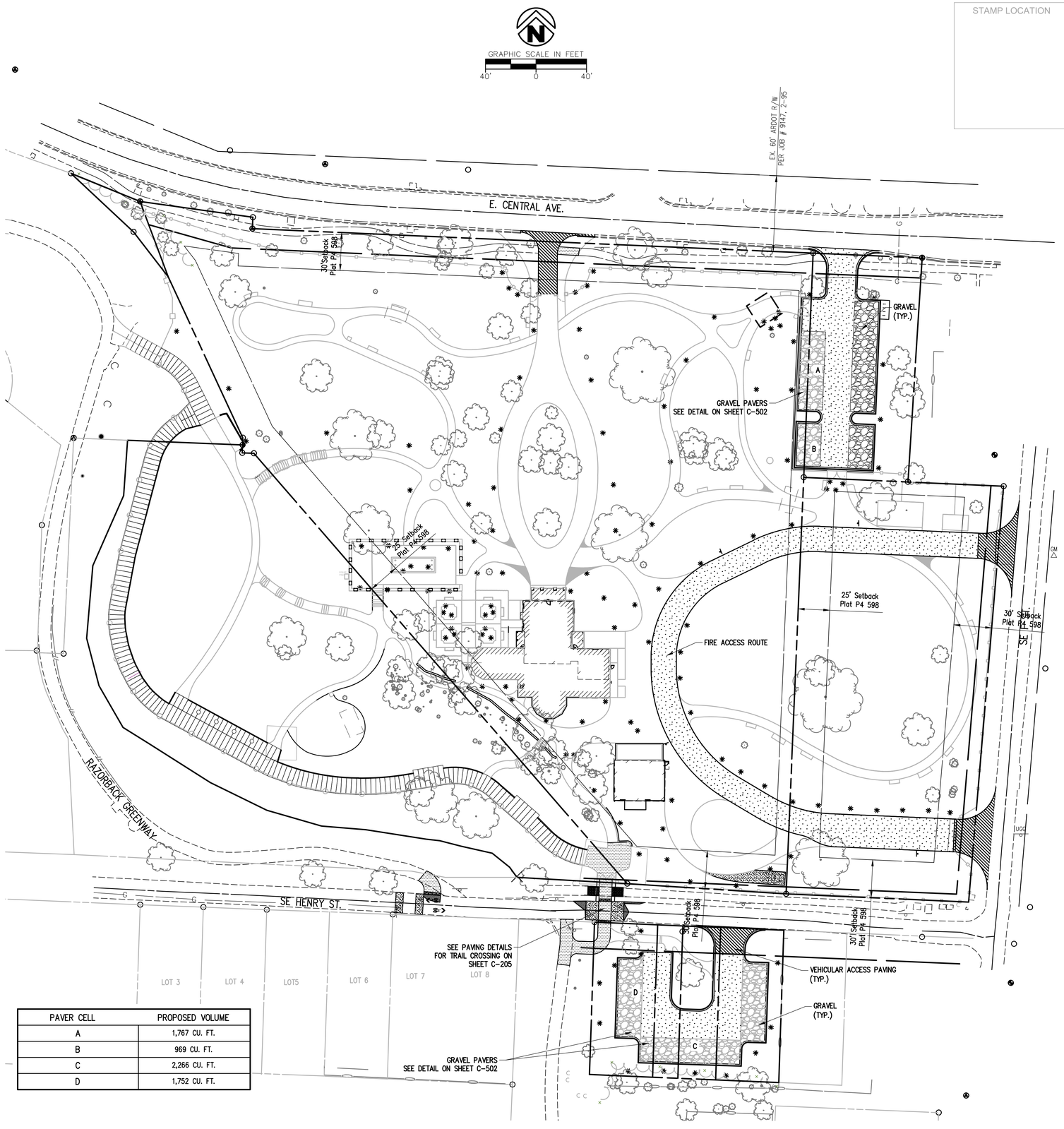

PAVER CELL	PROPOSED VOLUME
A	1,767 CU. FT.
B	969 CU. FT.
C	2,266 CU. FT.
D	1,752 CU. FT.

LEGEND (CONSTRUCT)

LINEWORK

CURB

BUILDING SET BACK

RIGHT OF WAY

PROPERTY LINE

ROAD CENTERLINE

GRAVEL

CONSTRUCT SIDEWALK

VEHICULAR ACCESS PAVING

REGULAR DUTY CONCRETE

HEAVY DUTY DRIVEWAY CONCRETE

LEGEND (EXISTING SYMBOLS)

LINEWORK

CURB

RIGHT OF WAY

ROAD CENTERLINE

REFER TO MATERIALS PLANS FOR PAVING AND LANDSCAPING NOT SHOWN ON THIS PLAN.

Dirtworks
561 SEVENTH AVENUE FLOOR 11
NEW YORK, NY 10018
(212) 589 2263

WER ARCHITECTS
901 WEST THIRD STREET
LITTLE ROCK, AR 72201
(501) 374 5300

CONSULTANTS

CIVIL ENGINEERS
CRAFTON TULL & ASSOCIATES, INC.
901 N. 47TH STREET, SUITE 400
ROGERS, AR 72756
(479) 636 4838

MEP ENGINEERS
INSIGHT ENGINEERING
322 S STATE STREET, STE 201
LITTLE ROCK, AR 72201
(501) 237 3077

STRUCTURAL ENGINEERS
ENFRA TME, LLC
BUILDING 2, 1 ALLIED DRIVE, STE 2600
LITTLE ROCK, AR 72202
(501) 666 6776

FOOD SERVICE CONSULTANT
MCKAY-LANE CONSULTING, LTD
1807 DODSON AVE
FT. SMITH, AR 72901
(479) 629 4572

ACOUSTICAL ENGINEERS
ACENTECH
620 W. GERMANTOWN PIKE, STE. 210
PLYMOUTH MEETING PA 19462
(215) 245 8244

PROJECT TITLE

CENTRAL HOUSE & GARDEN

BENTONVILLE, AR

PROJECT NUMBER: 31483

#	ISSUED FOR	DATE
	FINAL CD's	10/2/2026

KEY PLAN

SIGN & SEAL

DRAWN BY

CHECKED BY

SHEET TITLE

PAVING PLAN

SHEET NUMBER

C-105

STAMP LOCATION

GRAPHIC SCALE IN FEET
40' 0 40'

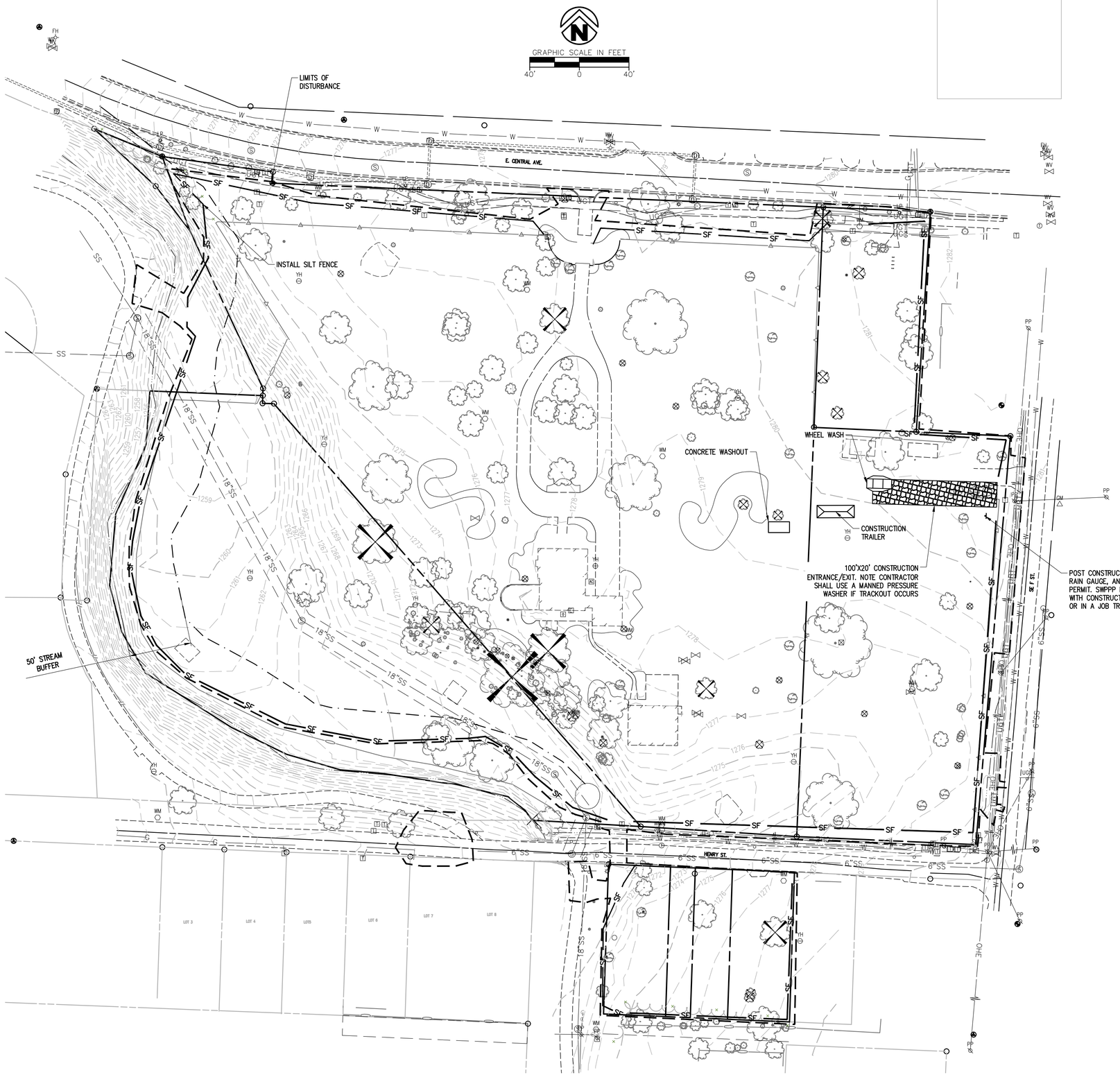

EROSION CONTROL LEGEND

- CD — ROCK CHECK DAM
- CE — STABILIZED CONSTRUCTION EXIT (ENTRANCE)
- DD — CHANNELED DIVERSIONS
- DS — DEWATERING SYSTEM / STRUCTURE
- SF — SILT FENCE
- ST — SEDIMENT BASIN WITH STONE OUTLET
- IP1 — BLOCK AND AGGREGATE INLET SEDIMENT DEVICE
- IP2 — CURB INLET FILTER SOCK
- IP3 — GRATED INLET GRAVEL SEDIMENT FILTER
- IP4 — SILT FENCE INLET PROTECTION
- PS — PERMANENT SEEDING
- TPS — TEMPORARY PARKING AND STORAGE
- BOUNDARY LINE
- RIGHT OF WAY LINE
- LIMITS OF DISTURBANCE
- GRADE BREAK
- xxx — CONTOUR ELEVATIONS
- STORM DRAIN
- XX.X% — DIRECTION OF OVERLAND FLOW W/ GRADE
- LIMITS OF DRAINAGE SUB-BASIN
- OP1 — RIP RAP SLOPE PROTECTION (SEE SIZE THIS SHEET)
- ECL — PERMANENT EROSION CONTROL LINING
- SB — TEMPORARY SEDIMENT BASIN
- FFT — FIBER FLOCCULENT TUBE
- BUFFER ZONE

NOTE: SEE SITE PLAN FOR EXISTING LEGEND SYMBOLS

LIMITS OF DISTURBANCE: 7.50 ACRES

NO STORAGE OF MATERIALS OR EQUIPMENT ALLOWED IN THE REGULATED FLOODPLAIN

SITE STABILIZATION AND CERTIFICATION

CRAFTON TULL CANNOT CERTIFY THE SITE AS COMPLETE IN ORDER TO OBTAIN THE CERTIFICATE OF OCCUPANCY UNTIL ALL DISTURBED AREAS RELATED TO THE CONSTRUCTION OF THE PROJECT, BOTH ONSITE AND OFFSITE, HAVE BEEN STABILIZED PER THE PLANS AND SPECIFICATIONS AND ALL REQUIREMENTS SPELLED OUT IN PERMITS ISSUED BY THE STATE AND LOCAL AUTHORITIES HAVE BEEN MET.

Dirtworks
561 SEVENTH AVENUE FLOOR 11
NEW YORK, NY 10018
(212) 589 2263

WER ARCHITECTS
901 WEST THIRD STREET
LITTLE ROCK, AR 72201
(501) 374 5300

CONSULTANTS

CIVIL ENGINEERS
CRAFTON TULL & ASSOCIATES, INC.
901 N. 47TH STREET, SUITE 400
ROGERS, AR 72756
(479) 636 4838

MEP ENGINEERS
INSIGHT ENGINEERING
322 S STATE STREET, STE 201
LITTLE ROCK, AR 72201
(501) 237 3077

STRUCTURAL ENGINEERS
ENFRA TME, LLC
BUILDING 2, 1 ALLIED DRIVE, STE 2600
LITTLE ROCK, AR 72202
(501) 666 6776

FOOD SERVICE CONSULTANT
MCKAY-LANE CONSULTING, LTD
1807 DODSON AVE
FT. SMITH, AR 72901
(479) 629 4572

ACOUSTICAL ENGINEERS
ACENTECH
620 W. GERMANTOWN PIKE, STE. 210
PLYMOUTH MEETING PA 19462
(215) 245 8244

PROJECT TITLE

CENTRAL HOUSE & GARDEN
BENTONVILLE, AR

PROJECT NUMBER: 31483

#	ISSUED FOR	DATE
	FINAL CD's	10/2/2026

KEY PLAN

SIGN & SEAL

DRAWN BY

CHECKED BY

SHEET TITLE

EROSION CONTROL PLAN PHASE I

SHEET NUMBER

C-106

STAMP LOCATION

GRAPHIC SCALE IN FEET
40' 0 40'

LIMITS OF DISTURBANCE

INSTALL SILT FENCE

E. CENTRAL AVE.

280'

240'

WHEEL WASH

CONCRETE WASHOUT

CONSTRUCTION TRAILER

100'X20' CONSTRUCTION ENTRANCE/EXIT. NOTE CONTRACTOR SHALL USE A MANNED PRESSURE WASHER IF TRACKOUT OCCURS

POST CONSTRUCTION SITE NOTICE, RAIN GAUGE, AND GRADING PERMIT. SWPPP MUST BE KEPT WITH CONSTRUCTION SITE NOTICE OR IN A JOB TRAILER.

LIMITS OF DISTURBANCE: 7.50 ACRES

50' STREAM BUFFER

HENRY ST.

NO STORAGE OF MATERIALS OR EQUIPMENT ALLOWED IN THE REGULATED FLOODPLAIN

EROSION CONTROL LEGEND

CD	CD	ROCK CHECK DAM
CE	CE	STABILIZED CONSTRUCTION EXIT (ENTRANCE)
DD	DD	CHANNELED DIVERSIONS
DS	DS	DEWATERING SYSTEM / STRUCTURE
SF	SF	SILT FENCE
ST	ST	SEDIMENT BASIN WITH STONE OUTLET
IP1	IP1	BLOCK AND AGGREGATE INLET SEDIMENT DEVICE
IP2	IP2	CURB INLET FILTER SOCK
IP3	IP3	GRATED INLET GRAVEL SEDIMENT FILTER
IP4	IP4	SILT FENCE INLET PROTECTION
PS	PS	PERMANENT SEEDING
TPS	TPS	TEMPORARY PARKING AND STORAGE
		BOUNDARY LINE
		RIGHT OF WAY LINE
		LIMITS OF DISTURBANCE
		GRADE BREAK
xxx		CONTOUR ELEVATIONS
		STORM DRAIN
XX.X%		DIRECTION OF OVERLAND FLOW W/ GRADE
		LIMITS OF DRAINAGE SUB-BASIN
OP1	OP1	RIP RAP SLOPE PROTECTION (SEE SIZE THIS SHEET)
ECL	ECL	PERMANENT EROSION CONTROL LINING
SB	SB	TEMPORARY SEDIMENT BASIN
FFT	FFT	FIBER FLOCCULENT TUBE

NOTE: SEE SITE PLAN FOR EXISTING LEGEND SYMBOLS

SITE STABILIZATION AND CERTIFICATION

CRAFTON TULL CANNOT CERTIFY THE SITE AS COMPLETE IN ORDER TO OBTAIN THE CERTIFICATE OF OCCUPANCY UNTIL ALL DISTURBED AREAS RELATED TO THE CONSTRUCTION OF THE PROJECT, BOTH ONSITE AND OFFSITE, HAVE BEEN STABILIZED PER THE PLANS AND SPECIFICATIONS AND ALL REQUIREMENTS SPELLED OUT IN PERMITS ISSUED BY THE STATE AND LOCAL AUTHORITIES HAVE BEEN MET.

Dirtworks
561 SEVENTH AVENUE FLOOR 11
NEW YORK, NY 10018
(212) 589 2263

WER ARCHITECTS
901 WEST THIRD STREET
LITTLE ROCK, AR 72201
(501) 374 5300

CONSULTANTS

CIVIL ENGINEERS
CRAFTON TULL & ASSOCIATES, INC.
901 N. 47TH STREET, SUITE 400
ROGERS, AR 72756
(479) 636 4838

MEP ENGINEERS
INSIGHT ENGINEERING
322 S STATE STREET, STE 201
LITTLE ROCK, AR 72201
(501) 237 3077

STRUCTURAL ENGINEERS
ENFRA TME, LLC
BUILDING 2, 1 ALLIED DRIVE, STE 2600
LITTLE ROCK, AR 72202
(501) 666 6776

FOOD SERVICE CONSULTANT
MCKAY-LANE CONSULTING, LTD
1807 DODSON AVE
FT. SMITH, AR 72901
(479) 629 4572

ACOUSTICAL ENGINEERS
ACENTECH
620 W. GERMANTOWN PIKE, STE. 210
PLYMOUTH MEETING PA 19462
(215) 245 8244

PROJECT TITLE

CENTRAL HOUSE & GARDEN

BENTONVILLE, AR

PROJECT NUMBER: 31483

#	ISSUED FOR	DATE
	FINAL CD's	10/2/2026

KEY PLAN

SIGN & SEAL

DRAWN BY

CHECKED BY

SHEET TITLE

EROSION CONTROL PLAN PHASE II

SHEET NUMBER

C-107

STAMP LOCATION

EXIST. MH #101104

STA. 0+00.00
BEGIN SANITARY SEWER LINE 1

FLOODPLAIN

FLOODWAY

GRAPHIC SCALE IN FEET
20' 0 20'

1+00

2+00

3+00

4+00

DEMO EXISTING SEWER PIPE

20' U.E.

DEMO AND REPLACE EXISTING MANHOLE

MH 1-1

DEMO EXISTING 18" SANITARY SEWER LINE

MATCH LINE - 4+00.00

BLE BOUNDARY

18"SS

SS

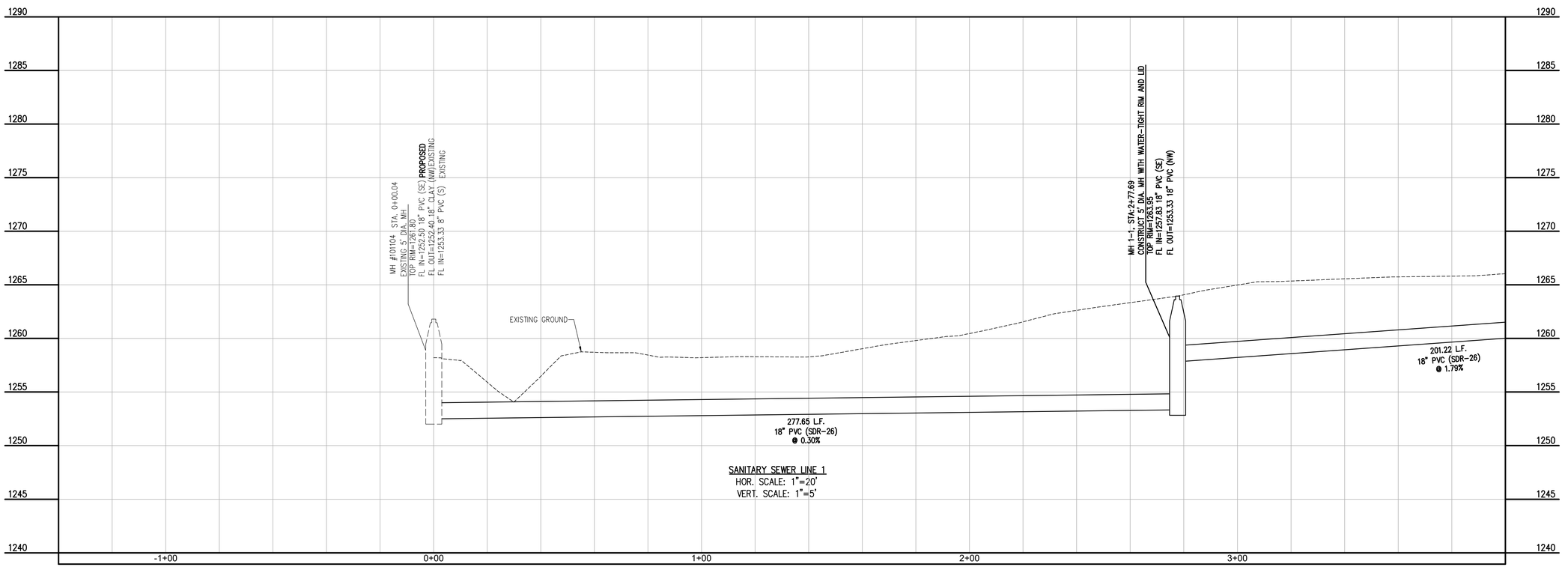

SANITARY SEWER LINE 1
HOR. SCALE: 1"=20'
VERT. SCALE: 1"=5'

Dirtworks
561 SEVENTH AVENUE FLOOR 11
NEW YORK, NY 10018
(212) 589 2263

WER ARCHITECTS
901 WEST THIRD STREET
LITTLE ROCK, AR 72201
(501) 374 5300

CONSULTANTS

CIVIL ENGINEERS
CRAFTON TULL & ASSOCIATES, INC.
901 N. 47TH STREET, SUITE 400
ROGERS, AR 72756
(479) 636 4838

MEP ENGINEERS
INSIGHT ENGINEERING
322 S STATE STREET, STE 201
LITTLE ROCK, AR 72201
(501) 237 3077

STRUCTURAL ENGINEERS
ENFRA TME, LLC
BUILDING 2, 1 ALLIED DRIVE, STE 2600
LITTLE ROCK, AR 72202
(501) 666 6776

FOOD SERVICE CONSULTANT
MCKAY-LANE CONSULTING, LTD
1807 DODSON AVE
FT. SMITH, AR 72901
(479) 629 4572

ACOUSTICAL ENGINEERS
ACENTECH
620 W. GERMANTOWN PIKE, STE. 210
PLYMOUTH MEETING PA 19462
(215) 245 8244

PROJECT TITLE

CENTRAL HOUSE & GARDEN

BENTONVILLE, AR

PROJECT NUMBER: 31483

#	ISSUED FOR	DATE
	FINAL CD's	10/2/2026

KEY PLAN

SIGN & SEAL

DRAWN BY

CHECKED BY

SHEET TITLE

SANITARY SEWER LINE 1 P&P 1 OF 2 (C)

SHEET NUMBER

C-201

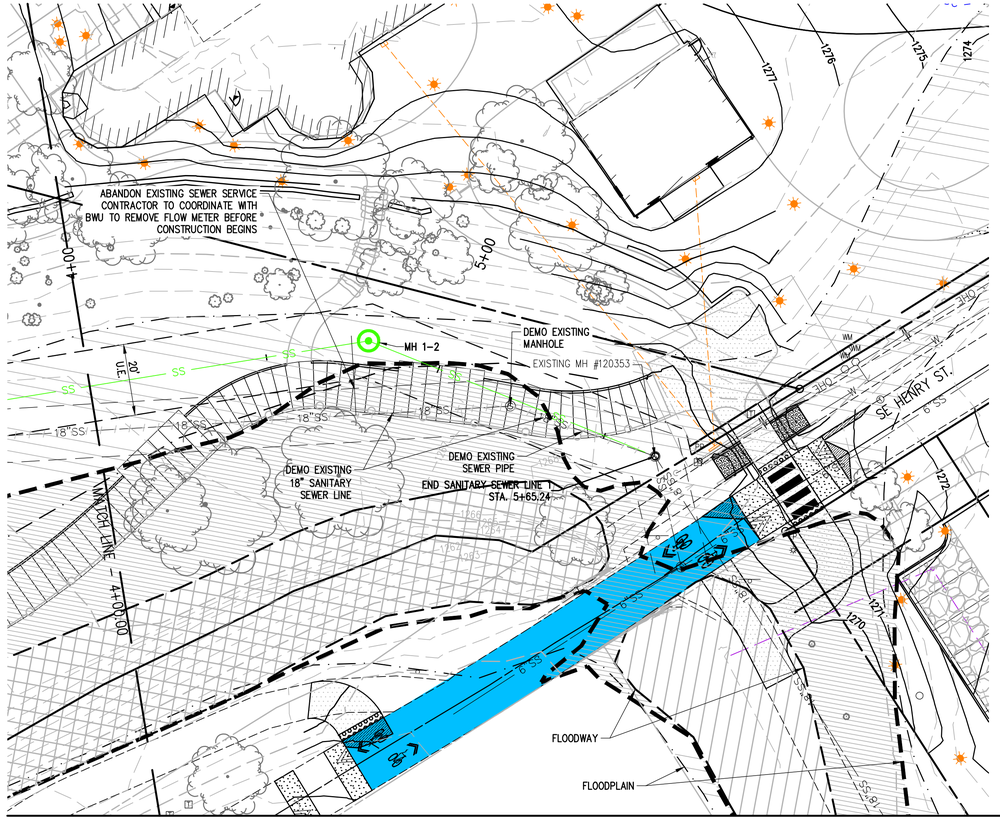

GRAPHIC SCALE IN FEET
20' 0 20'

STAMP LOCATION

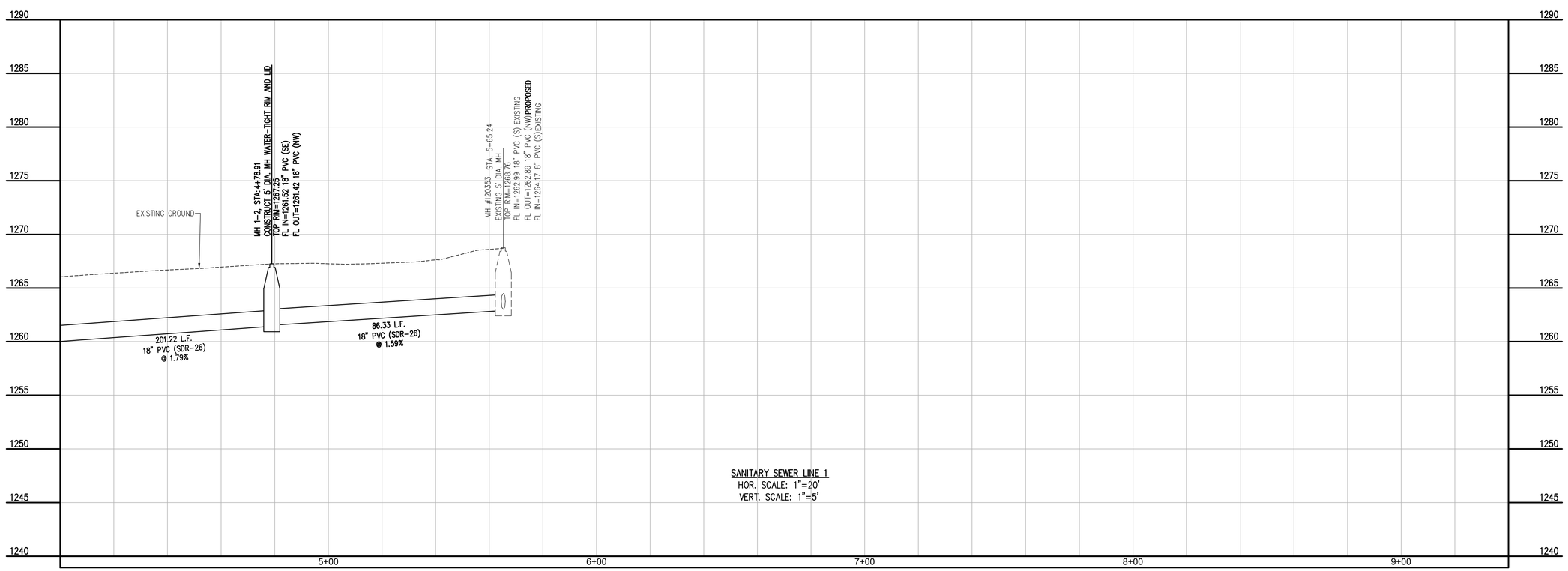

SANITARY SEWER LINE 1
HOR. SCALE: 1"=20'
VERT. SCALE: 1"=5'

Dirtworks
561 SEVENTH AVENUE FLOOR 11
NEW YORK, NY 10018
(212) 589 2263

WER ARCHITECTS
901 WEST THIRD STREET
LITTLE ROCK, AR 72201
(501) 374 5300

CONSULTANTS

CIVIL ENGINEERS
CRAFTON TULL & ASSOCIATES, INC.
901 N. 47TH STREET, SUITE 400
ROGERS, AR 72756
(479) 636 4838

MEP ENGINEERS
INSIGHT ENGINEERING
322 S STATE STREET, STE 201
LITTLE ROCK, AR 72201
(501) 237 3077

STRUCTURAL ENGINEERS
ENFRA TME, LLC
BUILDING 2, 1 ALLIED DRIVE, STE 2600
LITTLE ROCK, AR 72202
(501) 666 6776

FOOD SERVICE CONSULTANT
MCKAY-LANE CONSULTING, LTD
1807 DODSON AVE
FT. SMITH, AR 72901
(479) 629 4572

ACOUSTICAL ENGINEERS
ACENTECH
620 W. GERMANTOWN PIKE, STE. 210
PLYMOUTH MEETING PA 19462
(215) 245 8244

PROJECT TITLE

CENTRAL HOUSE & GARDEN
BENTONVILLE, AR

PROJECT NUMBER: 31483

#	ISSUED FOR	DATE
	FINAL CD's	10/2/2026

KEY PLAN

SIGN & SEAL

DRAWN BY

CHECKED BY

SHEET TITLE

SANITARY SEWER LINE 1 P&P 2 OF 2 (C)

SHEET NUMBER

C-202

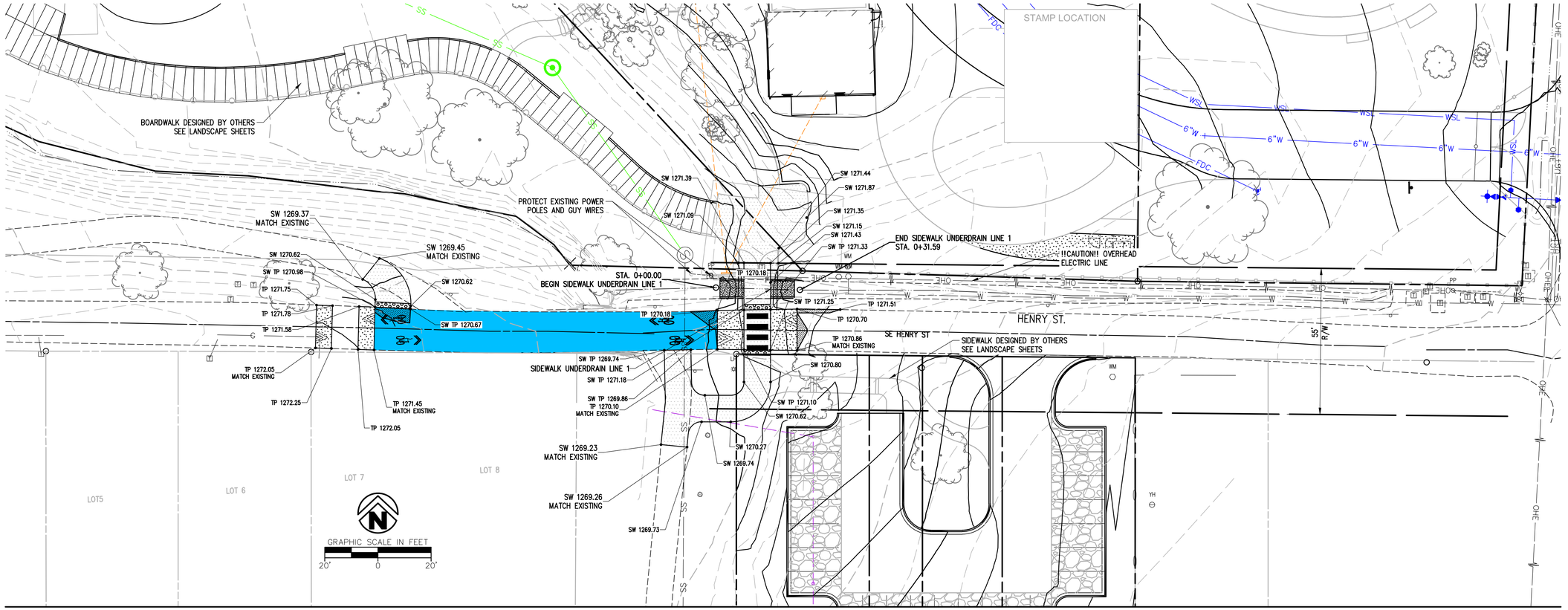

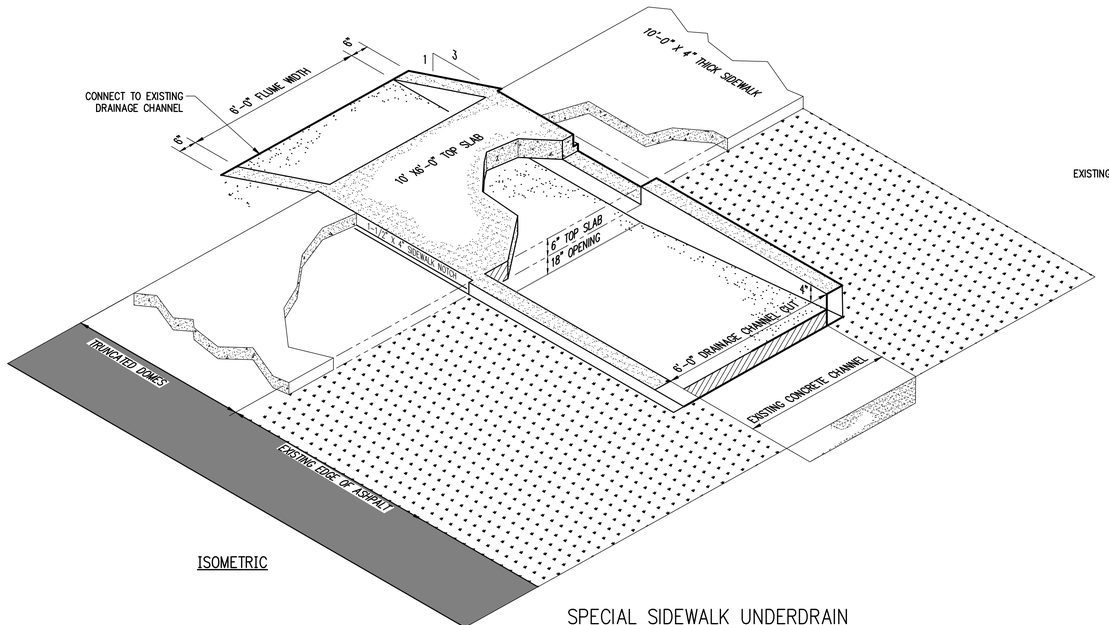

ISOMETRIC

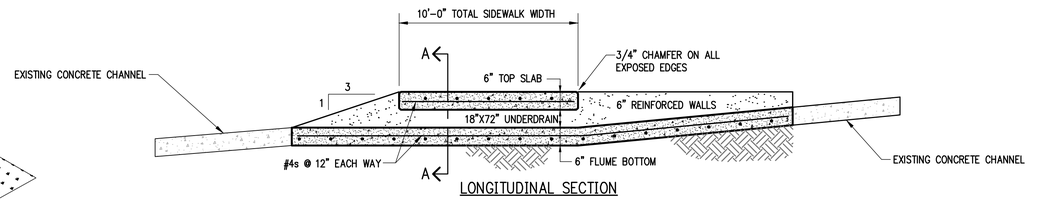

LONGITUDINAL SECTION

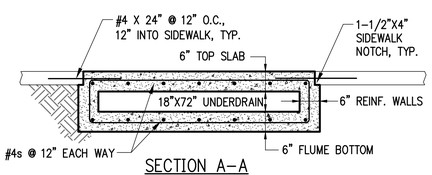

SECTION A–A

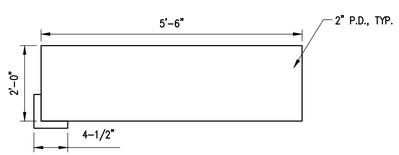

BENDING DIAGRAM

SPECIAL SIDEWALK UNDERDRAIN

NTS

02/06/15

NOTES:

1. UNDERDRAIN TOP SLAB MUST BE FLUSH ADJOINING SIDEWALK.
2. EXTEND #4 REBAR 12" INTO ADJACENT SIDEWALKS, TYP.

Dirtworks
561 SEVENTH AVENUE FLOOR 11
NEW YORK, NY 10018
(212) 589 2263

WER ARCHITECTS
901 WEST THIRD STREET
LITTLE ROCK, AR 72201
(501) 374 5300

CONSULTANTS

CIVIL ENGINEERS
CRAFTON TULL & ASSOCIATES, INC.
901 N. 47TH STREET, SUITE 400
ROGERS, AR 72756
(479) 636 4838

MEP ENGINEERS
INSIGHT ENGINEERING
322 S STATE STREET, STE 201
LITTLE ROCK, AR 72201
(501) 237 3077

STRUCTURAL ENGINEERS
ENFRA TME, LLC
BUILDING 2, 1 ALLIED DRIVE, STE 2600
LITTLE ROCK, AR 72202
(501) 666 6776

FOOD SERVICE CONSULTANT
MCKAY-LANE CONSULTING, LTD
1807 DODSON AVE
FT. SMITH, AR 72901
(479) 629 4572

ACOUSTICAL ENGINEERS
ACENTECH
620 W. GERMANTOWN PIKE, STE. 210
PLYMOUTH MEETING PA 19462
(215) 245 8244

PROJECT TITLE

CENTRAL HOUSE & GARDEN

BENTONVILLE, AR

PROJECT NUMBER: 31483

#	ISSUED FOR	DATE
	FINAL CD's	10/2/2026

KEY PLAN

SIGN & SEAL

DRAWN BY

CHECKED BY

SHEET TITLE

SIDEWALK UNDERDRAIN DETAIL (C)

SHEET NUMBER

C-203

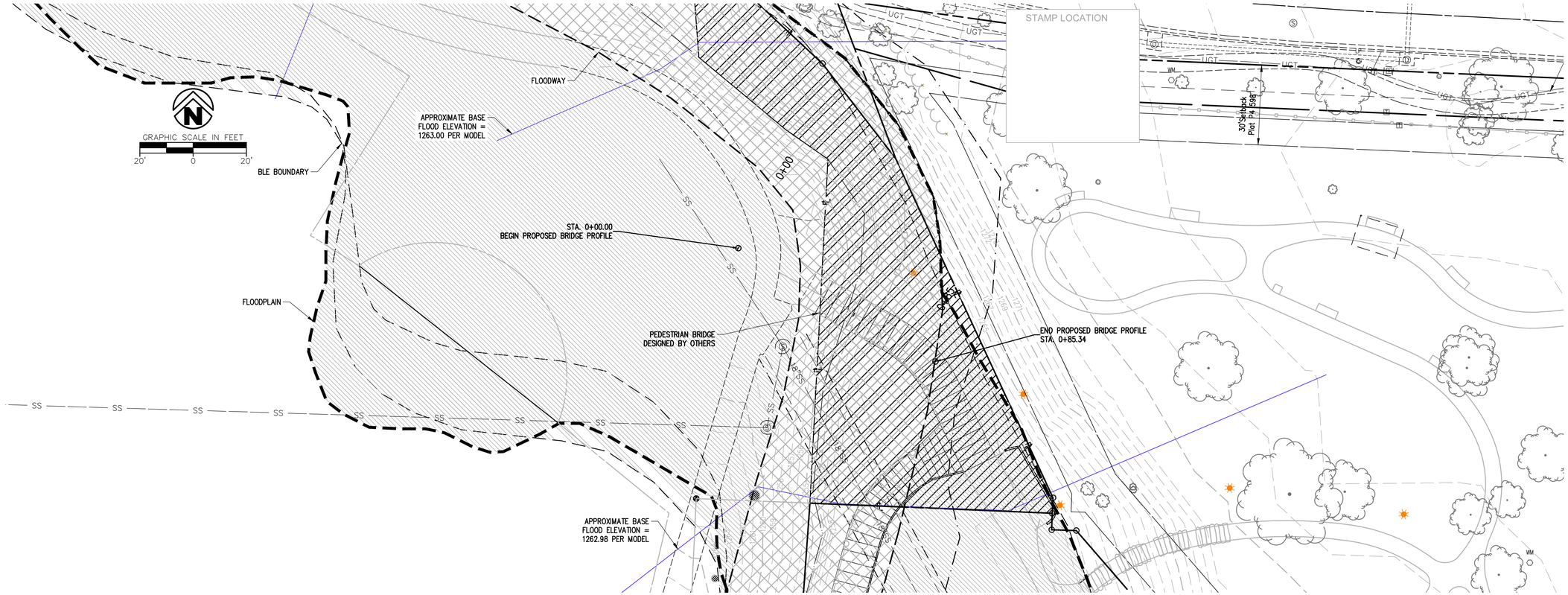

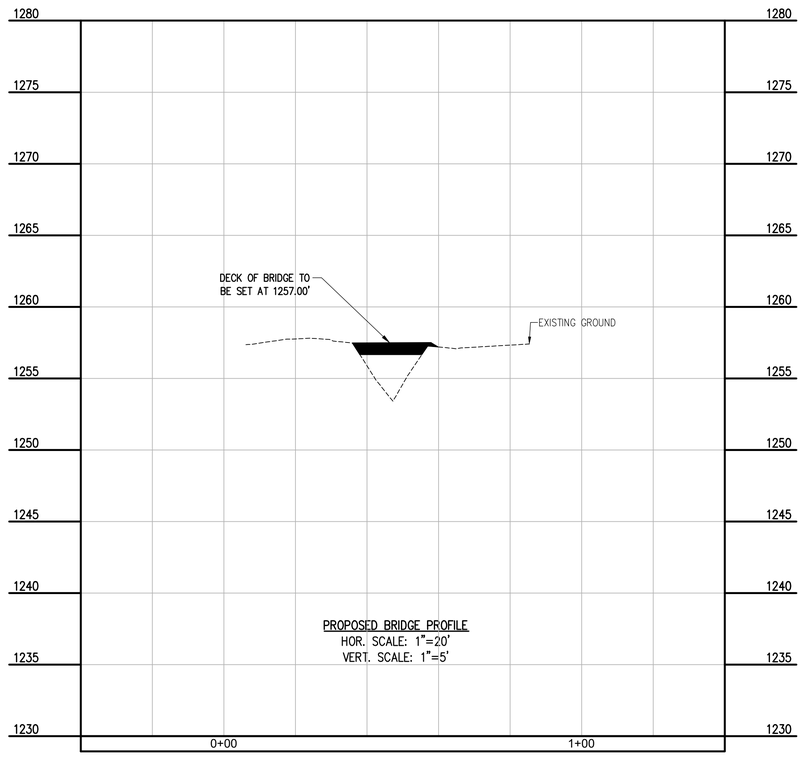

Dirtworks
561 SEVENTH AVENUE FLOOR 11
NEW YORK, NY 10018
(212) 589 2263

WER ARCHITECTS
901 WEST THIRD STREET
LITTLE ROCK, AR 72201
(501) 374 5300

CONSULTANTS

CIVIL ENGINEERS
CRAFTON TULL & ASSOCIATES, INC.
901 N. 47TH STREET, SUITE 400
ROGERS, AR 72756
(479) 636 4838

MEP ENGINEERS
INSIGHT ENGINEERING
322 S STATE STREET, STE 201
LITTLE ROCK, AR 72201
(501) 237 3077

STRUCTURAL ENGINEERS
ENFRA TME, LLC
BUILDING 2, 1 ALLIED DRIVE, STE 2600
LITTLE ROCK, AR 72202
(501) 666 6776

FOOD SERVICE CONSULTANT
MCKAY-LANE CONSULTING, LTD
1807 DODSON AVE
FT. SMITH, AR 72901
(479) 629 4572

ACOUSTICAL ENGINEERS
ACENTECH
620 W. GERMANTOWN PIKE, STE. 210
PLYMOUTH MEETING PA 19462
(215) 245 8244

PROJECT TITLE

CENTRAL HOUSE & GARDEN

BENTONVILLE, AR

PROJECT NUMBER: 31483

#	ISSUED FOR	DATE
	FINAL CD's	10/2/2026

KEY PLAN

SIGN & SEAL

DRAWN BY

CHECKED BY

SHEET TITLE

PEDESTRIAN BRIDGE P&P (C)

SHEET NUMBER

C-204

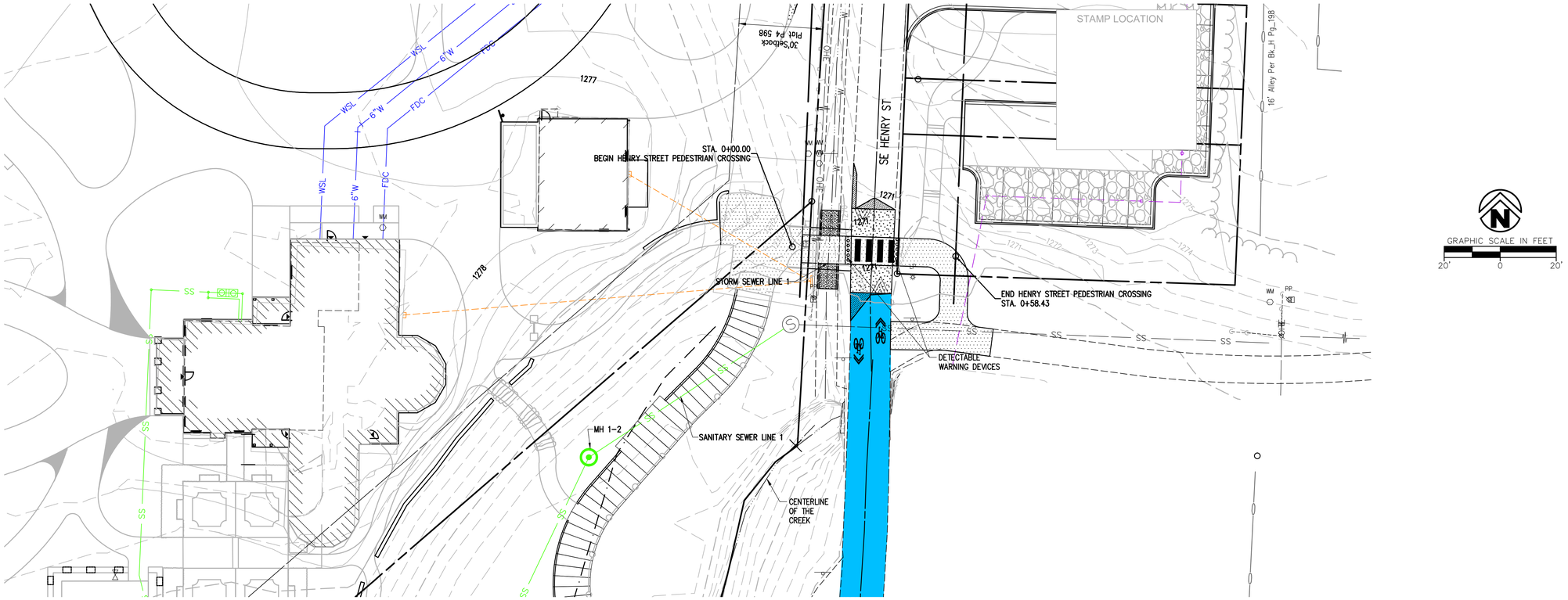

LEGEND (NEW)

LINEWORK

CURB

RIGHT OF WAY

PROPERTY LINE

CONTROL JOINT

EXPANSION JOINT

ASPHALT REPAIR TO EXISTING ROAD
TO MEET THE REQUIREMENTS IN THE CITY OF
BENTONVILLE 2024 STREET SPECIFICATIONS

NEW SIDEWALK
TO MEET THE REQUIREMENTS IN THE CITY OF
BENTONVILLE 2024 STREET SPECIFICATIONS

HEAVY DUTY CONCRETE PAVING
TO MEET THE REQUIREMENTS IN THE CITY OF
BENTONVILLE 2024 STREET SPECIFICATIONS

NOTES:

1. THE SUBGRADE UNDER PAVEMENTS SHALL BE PREPARED IN ACCORDANCE WITH THE CONTRACT SPECIFICATIONS.
2. AFTER PROOF ROLLING WITH A LOADED TANDEM AXLE DUMP TRUCK AND PREPARING DEEP SUBGRADE DEFICIENCIES, THE ENTIRE SUBGRADE SHOULD BE SCARIFIED TO A DEPTH OF 8" AND UNIFORMLY COMPACTED TO AT LEAST 95% OF MODIFIED PROCTOR.
3. AGGREGATE BASE COURSE MIXTURES SHALL CONFORM WITH THE GRADATION, COMPACTION AND OTHER REQUIREMENTS SHOWN IN THE CONTRACT SPECIFICATIONS OR WITH THE LOCAL STANDARD SPECIFICATIONS FOR ROAD AND BRIDGE CONSTRUCTION.
4. ASPHALTIC SURFACE AND BINDER COURSES SHALL CONFORM WITH THE GRADATION, COMPACTION AND OTHER REQUIREMENTS SHOWN IN THE CONTRACT SPECIFICATIONS OR WITH THE LOCAL STANDARD SPECIFICATIONS FOR ROAD AND BRIDGE CONSTRUCTION.
5. PORTLAND CEMENT CONCRETE PAVEMENT SHALL CONFORM WITH THE REQUIREMENTS SHOWN IN THE CONTRACT SPECIFICATIONS OR WITH THE LOCAL STANDARD SPECIFICATIONS FOR ROAD AND BRIDGE CONSTRUCTION.
6. THE CONTRACTOR SHALL APPLY A TACK COAT TO THE FACE OF THE CONCRETE GUTTER WHERE THE GUTTER CONTACTS ASPHALT.
7. 3500 PSI AE STAMPED CONCRETE (5.5 BAG MINIMUM) WITH INTEGRAL COLOR AS SPECIFIED ON THE PLANS (OR APPROVED EQUIVALENT)
8. 5" MAXIMUM SLUMP, 5.5 +/-1.5% AIR ENTRAINMENT
9. AGGREGATE SIZE #57 OR #67
10. USE ADMIXTURES AS NEEDED FOR PERFORMANCE.
11. ALL MATERIALS AND NEW PAVEMENT IN THE ROW WILL NEED TO MEET ALL THE REQUIREMENTS OF SEC. 700 OF THE 2024 STREET SPECIFICATIONS.

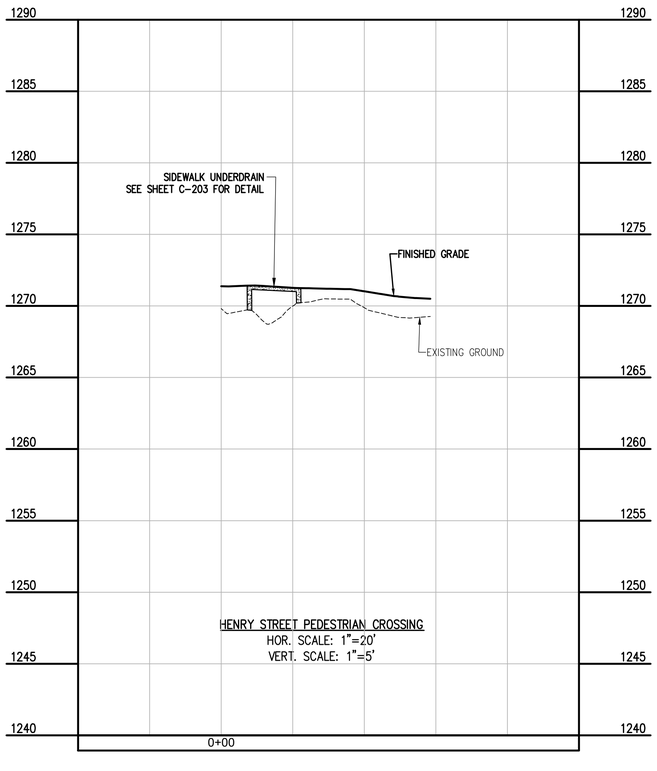

HENRY STREET PEDESTRIAN CROSSING
HOR. SCALE: 1"=20'
VERT. SCALE: 1"=5'

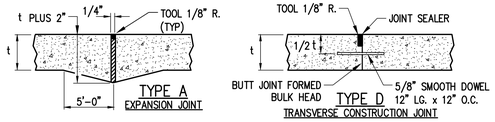

NOTES:
1. ALL JOINTS SPACING NOT TO EXCEED 15'-0" INTERVALS.
2. SAWED JOINTS SHALL BE CUT AS SOON AS POSSIBLE AFTER FINISH WORK IS COMPLETE & CONCRETE HAS CURED TO ACCEPT TYPE OF SAW EQUIPMENT.
3. ASSURE SAW JOINTS ARE CLEAN AND DRY PRIOR TO THE APPLICATION OF THE JOINT SEALANT.
4. SPECIFIED JOINT SEALANT APPLIED IN ACCORDANCE WITH SEALANT MANUFACTURER'S REQUIREMENTS SEALANT TOOLED 1/8" BELOW PAVEMENT SURFACE.
5. DRILLING BY HAND OR PUSHING DOWEL BARS INTO GREEN CONCRETE IS NOT ACCEPTABLE.
6. COMPLETELY FILL HOLE WITH EPOXY GROUT AND INSERT DOWEL WITH EXPANSION CAPS.
7. DOWELS SHALL BE ALIGNED PERPENDICULAR TO THE JOINT.

CONCRETE PAVEMENT JOINTING DETAIL
NTS

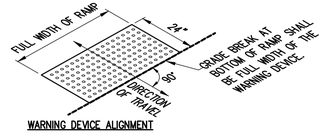

WARNING DEVICE ALIGNMENT

1. DETECTABLE WARNING SURFACES SHALL CONSIST OF TRUNCATED DOMES ALIGNED IN A SQUARE OR RADIAL GRID PATTERN AND SHALL COMPLY WITH ADA 705 GUIDELINES.
2. DETECTABLE WARNING SURFACES SHALL CONTRAST VISUALLY WITH ADJACENT GUTTER, STREET OR HIGHWAY, OR PEDESTRIAN ACCESS ROUTE SURFACE, EITHER LIGHT-ON-DARK OR DARK-ON-LIGHT.

DETECTABLE WARNING DEVICE
NTS
AUG. 25, 2020

Dirtworks
561 SEVENTH AVENUE FLOOR 11
NEW YORK, NY 10018
(212) 589 2263

WER ARCHITECTS
901 WEST THIRD STREET
LITTLE ROCK, AR 72201
(501) 374 5300

CONSULTANTS

CIVIL ENGINEERS
CRAFTON TULL & ASSOCIATES, INC.
901 N. 47TH STREET, SUITE 400
ROGERS, AR 72756
(479) 636 4838

MEP ENGINEERS
INSIGHT ENGINEERING
322 S STATE STREET, STE 201
LITTLE ROCK, AR 72201
(501) 237 3077

STRUCTURAL ENGINEERS
ENFRA TME, LLC
BUILDING 2, 1 ALLIED DRIVE, STE 2600
LITTLE ROCK, AR 72202
(501) 666 6776

FOOD SERVICE CONSULTANT
MCKAY-LANE CONSULTING, LTD
1807 DODSON AVE
FT. SMITH, AR 72901
(479) 629 4572

ACOUSTICAL ENGINEERS
ACENTECH
620 W. GERMANTOWN PIKE, STE. 210
PLYMOUTH MEETING PA 19462
(215) 245 8244

PROJECT TITLE

CENTRAL HOUSE & GARDEN
BENTONVILLE, AR

PROJECT NUMBER: 31483

#	ISSUED FOR	DATE
	FINAL CD's	10/2/2026

KEY PLAN

SIGN & SEAL

DRAWN BY

CHECKED BY

SHEET TITLE

HENRY STREET PEDESTRIAN CROSSING (C)

SHEET NUMBER

C-205

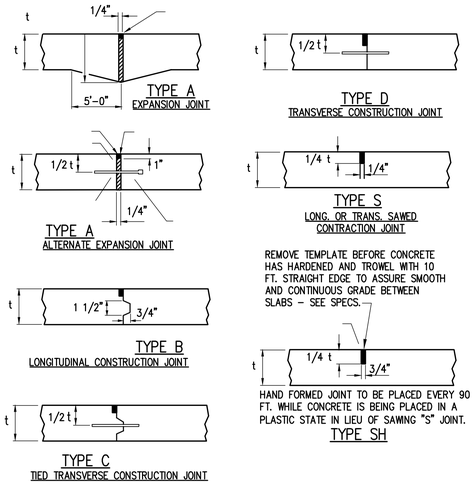

NOTES:

1. ALL JOINTS SPACING NOT TO EXCEED 15'–0" INTERVALS.
2. SAWED JOINTS SHALL BE CUT AS SOON AS POSSIBLE AFTER FINISH WORK IS COMPLETE & CONCRETE HAS CURED TO ACCEPT TYPE OF SAW EQUIPMENT.
3. ASSURE SAW JOINTS ARE CLEAN AND DRY PRIOR TO THE APPLICATION OF THE JOINT SEALANT.
4. SPECIFIED JOINT SEALANT APPLIED IN ACCORDANCE WITH SEALANT MANUFACTURER'S REQUIREMENTS SEALANT TOOLED 1/8" BELOW PAVEMENT SURFACE.
5. DRILLING BY HAND OR PUSHING DOWEL BARS INTO GREEN CONCRETE IS NOT ACCEPTABLE.
6. COMPLETELY FILL HOLE WITH EPOXY GROUT AND INSERT DOWEL WITH EXPANSION CAPS.
7. DOWELS SHALL BE ALIGNED PERPENDICULAR TO THE JOINT.

CONCRETE PAVEMENT JOINTING DETAIL

NTS AUG. 25, 2020

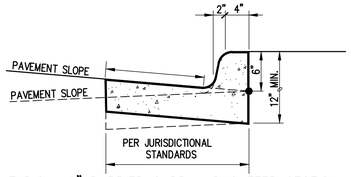

TYPICAL 6" BARRIER CURB AND GUTTER SECTION

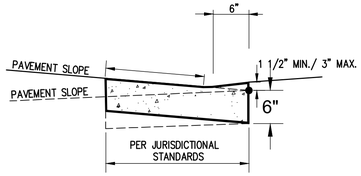

TYPICAL MOUNTABLE CURB SECTION AT DRIVEWAYS

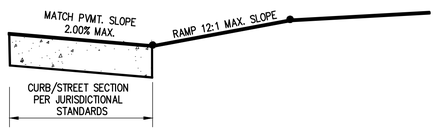

STREET GUTTER AT RAMP TYP. SECTION

TYPICAL CURB AND GUTTER SECTIONS

NTS AUG. 13, 2020

STAMP LOCATION

NOTES:

1. PREFORMED THERMOPLASTIC SHALL BE USED FOR ALL PAVEMENT MARKINGS (SEE SEC. 719 OF ARDOT'S STANDARD SPECIFICATIONS FOR HIGHWAY CONSTRUCTION, LATEST EDITION).
2. CROSSWALK MARKINGS SHALL BE USED AT ALL SIGNALIZED INTERSECTIONS, APPROVED CROSSINGS, SCHOOL ROUTES, ADJACENT TO SCHOOLS, AND AS OTHERWISE DIRECTED. ALL CROSSING LOCATIONS WITH 20 OR MORE PEDESTRIANS PER HOUR FOR ANY HOUR OF AN AVERAGE DAY SHALL BE MARKED. CHILDREN, SENIOR CITIZENS, AND DISABLED USERS SHALL BE COUNTED 2X IN THIS VOLUME CALCULATION.
3. STANDARD CROSSWALKS: WHITE 6–FEET LONG X 1–FOOT WIDE BARS AT 4–FEET ON CENTER SHALL BE USED FOR ALL CROSSWALKS.
4. CROSSWALK ENHANCEMENTS: CROSSWALK ENHANCEMENTS MAY BE REQUIRED AT CERTAIN INTERSECTIONS, INCLUDING UNCONTROLLED INTERSECTIONS AND MIDBLOCK CROSSINGS. SEE SECTION BENTONVILLE CODE SECTION 700.7 FOR SELECTION AND DESIGN GUIDANCE.
5. STOP LINES: ALL STOP LINES SHALL BE WHITE AND A MINIMUM OF 12 INCHES WIDE. STOP BARS ARE REQUIRED AT ALL SIGNALIZED LOCATIONS.

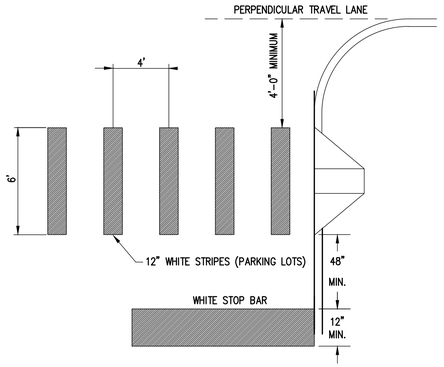

CROSSWALK GEOMETRY

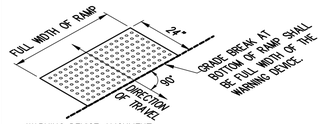

WARNING DEVICE ALIGNMENT

1. DETECTABLE WARNING SURFACES SHALL CONSIST OF TRUNCATED DOMES ALIGNED IN A SQUARE OR RADIAL GRID PATTERN AND SHALL COMPLY WITH ADA 705 GUIDELINES.
2. DETECTABLE WARNING SURFACES SHALL CONTRAST VISUALLY WITH ADJACENT GUTTER, STREET OR HIGHWAY, OR PEDESTRIAN ACCESS ROUTE SURFACE, EITHER LIGHT–ON–DARK OR DARK–ON–LIGHT.

DETECTABLE WARNING DEVICE

NTS AUG. 25, 2020

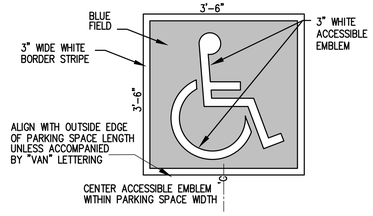

NOTE: LOCAL CODE MAY REQUIRE A WHITE FIELD WITH BLUE EMBLEM OR ANOTHER COLOR ARRANGEMENT. THE CONTRACTOR SHALL VERIFY THE REQUIRED PAINT COLOR WITH LOCAL OFFICIAL PRIOR TO PAINTING PAVEMENT MARKINGS.

ACCESSIBLE PAVEMENT EMBLEM

NTS AUG. 25, 2020

MINIMUM ACCESSIBLE PARKING SPACE REQUIREMENTS

ON–SITE (PRIVATE) ACCESSIBLE PARKING SCHEDULE		
TOTAL NUMBER OF PARKING SPACES REQUIRED PROVIDED (PER LOT)	TOTAL MINIMUM NUMBER OF ACCESSIBLE PARKING SPACES (60" & 96" AISLES) COLUMN "A"	VAN–ACCESSIBLE PARKING SPACES WITH MIN. 96" WIDE ACCESS AISLE
1 TO 25	1	1
26 TO 50	2	1
51 TO 75	3	1
76 TO 100	4	1
101 TO 150	5	1
151 TO 200	6	1
201 TO 300	7	2
301 TO 400	8	2
401 TO 500	9	2
501 TO 1000	2% OF TOTAL PARKING PROVIDED IN EACH LOT	1/6 OF COLUMN "A"
1001 & OVER	20 PLUS 1 FOR EACH 100 OVER 1000	1/6 OF COLUMN "A"

ON–STREET (PUBLIC) ACCESSIBLE PARKING SCHEDULE	
TOTAL NUMBER OF MARKED OR METERED PARKING SPACES ON THE BLOCK PERIMETER	TOTAL REQUIRED NUMBER OF ACCESSIBLE PARKING SPACES
1 TO 25	1
26 TO 50	2
51 TO 75	3
76 TO 100	4
101 TO 150	5
151 TO 200	6
201 AND OVER	4 PERCENT OF TOTAL

CARPORT AND GARAGE PARKING SPACES:
AT LEAST ONE CARPORT OR GARAGE SPACE SHALL BE ADA ACCESSIBLE IF EITHER ARE FEATURED AS SITE AMENITIES.

208.2.4 VAN PARKING SPACES:
FOR EVERY SIX OR FRACTIONAL OF SIX PARKING SPACES REQUIRED BY 208.2 TO COMPLY WITH 502, AT LEAST ONE SHALL BE A VAN PARKING SPACE COMPLYING WITH 502.

AUG. 25, 2020

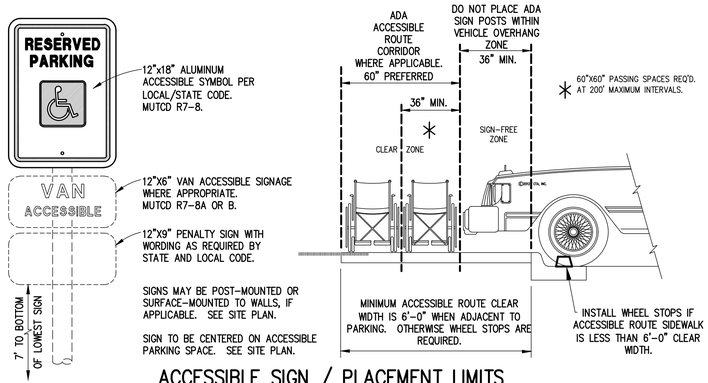

ACCESSIBLE SIGN / PLACEMENT LIMITS

NTS AUG. 25, 2020

SLOPE	MAXIMUM RISE	MAXIMUM HORIZONTAL PROJECTION OR RUN
1:12 TO < 1:16 (8.33% TO < 6.25%)	30 INCHES	30 FEET
1:16 TO < 1:20 (6.25% TO < 5.00%)	30 INCHES	40 FEET

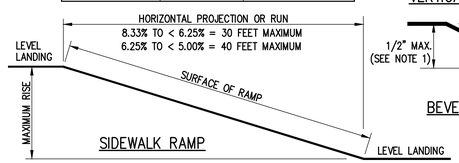

SIDEWALK RAMP

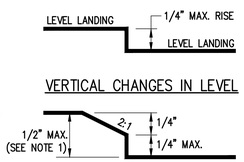

VERTICAL CHANGES IN LEVEL

BEVELED LEVEL CHANGES

NOTES:

1. CHANGES IN LEVEL GREATER THAN 1/2 INCH SHALL BE ACCOMPLISHED BY MEANS OF A RAMP.
2. RAMP RUNS GREATER THAN SIX INCHES OF RISE OR GREATER SIX FEET IN HORIZONTAL PROJECTION SHALL HAVE HANDRAILS ON BOTH SIDES, EXCEPT CURB RAMPS.
3. HANDRAILS SHALL BE 34" TO 38" HIGH AND A MINIMUM OR 36" APART AND MUST EXTEND 12" BEYOND TOP AND BOTTOM OF THE RAMP SEGMENT. SEE HANDRAIL DETAILS.

IN–LINE ACCESSIBLE ROUTE / SIDEWALK RAMP – CHANGES IN LEVEL

NTS AUG. 25, 2020

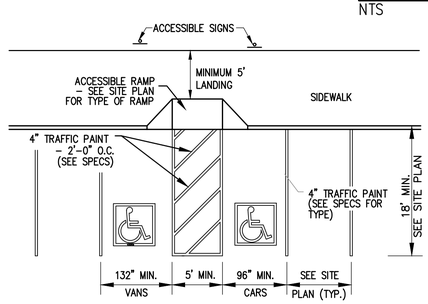

ALTERNATE "A"

ALL DIMENSIONS ARE TO CENTERLINE OF STRIPE UNLESS OTHERWISE NOTED. COLOR OF ALL ACCESSIBLE TRAFFIC PAINT SHALL BE PER LOCAL CODE (WHITE, YELLOW, ETC.)

208.2.4 VAN PARKING SPACES:
FOR EVERY SIX OR FRACTIONAL OF SIX PARKING SPACES REQUIRED BY 208.2 TO COMPLY WITH 502, AT LEAST ONE SHALL BE A VAN PARKING SPACE COMPLYING WITH 502.

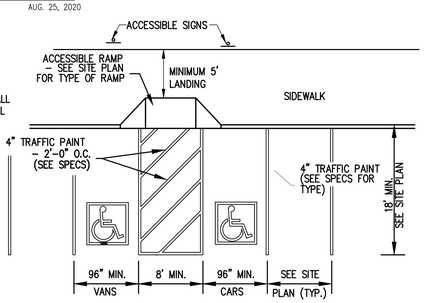

ALTERNATE "B"

VAN ACCESSIBLE PARKING STRIPING

NTS AUG. 25, 2020

Dirtworks
561 SEVENTH AVENUE FLOOR 11
NEW YORK, NY 10018
(212) 589 2263

WER ARCHITECTS
901 WEST THIRD STREET
LITTLE ROCK, AR 72201
(501) 374 5300

CONSULTANTS

CIVIL ENGINEERS
CRAFTON TULL & ASSOCIATES, INC.
901 N. 47TH STREET, SUITE 400
ROGERS, AR 72756
(479) 636 4838

MEP ENGINEERS
INSIGHT ENGINEERING
322 S STATE STREET, STE 201
LITTLE ROCK, AR 72201
(501) 237 3077

STRUCTURAL ENGINEERS
ENFRA TME, LLC
BUILDING 2, 1 ALLIED DRIVE, STE 2600
LITTLE ROCK, AR 72202
(501) 666 6776

FOOD SERVICE CONSULTANT
MCKAY-LANE CONSULTING, LTD
1807 DODSON AVE
FT. SMITH, AR 72901
(479) 629 4572

ACOUSTICAL ENGINEERS
ACENTECH
620 W. GERMANTOWN PIKE, STE. 210
PLYMOUTH MEETING PA 19462
(215) 245 8244

PROJECT TITLE

CENTRAL HOUSE & GARDEN
BENTONVILLE, AR

PROJECT NUMBER: 31483

#	ISSUED FOR	DATE
	FINAL CD's	10/2/2026

KEY PLAN

SIGN & SEAL

DRAWN BY

CHECKED BY

SHEET TITLE

SITE DETAILS

SHEET NUMBER

C-501

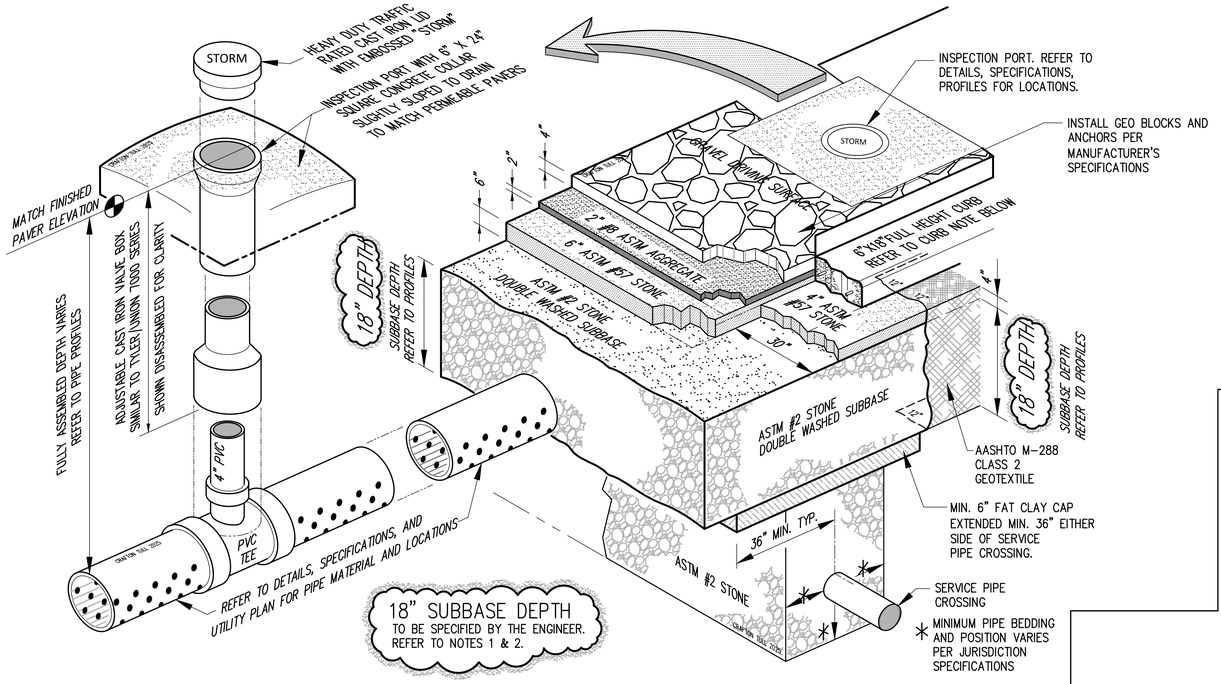

INSPECTION PORT MINIMUM DESIGN STANDARDS
NTS CRAFTON TULL 2/20/25 ML

GRAVEL PAVER MINIMUM DESIGN STANDARDS
NTS CRAFTON TULL 2/20/25 ML

SERVICE CROSSING MINIMUM DESIGN STANDARDS
NTS CRAFTON TULL 2/20/25 ML

SUBBASE NOTES:

1. MINIMUM 18" OF #2 STONE RECOMMENDED FOR TYPICAL PAVEMENT LOADING. REFER TO PIPE PROFILES.
2. CLEAN B-STONE OR C-BALLAST CAN BE APPROVED BY THE ENGINEER AS A SUBBASE ALTERNATIVE.

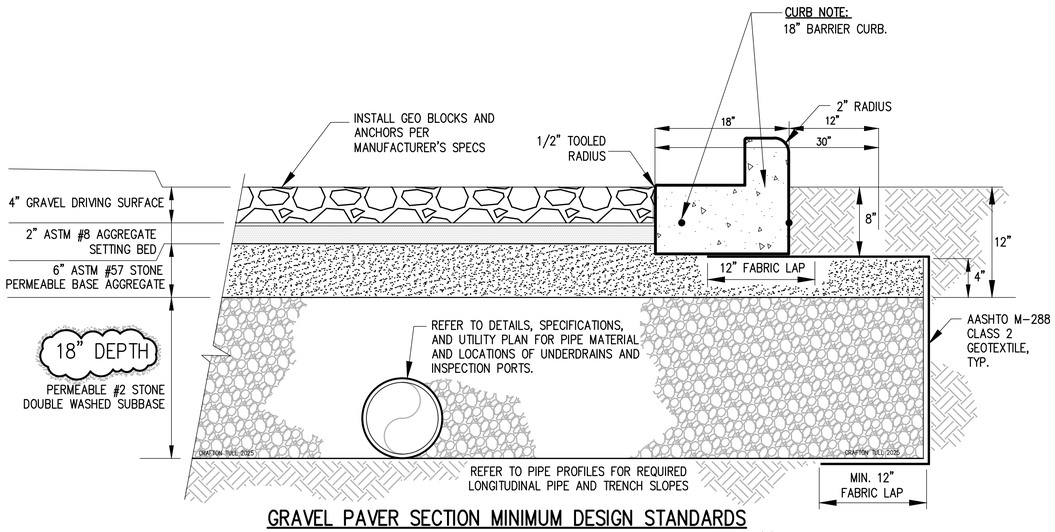

GRAVEL PAVER SECTION MINIMUM DESIGN STANDARDS
NTS CRAFTON TULL 2/10/25 ML

18" SUBBASE DEPTH
TO BE SPECIFIED BY THE ENGINEER. REFER TO NOTES 1 & 2.

GRAVEL PAVER DESIGN STANDARDS
NTS CRAFTON TULL 2/20/25 ML

STAMP LOCATION

Dirtworks
561 SEVENTH AVENUE FLOOR 11
NEW YORK, NY 10018
(212) 589 2263

WER ARCHITECTS
901 WEST THIRD STREET
LITTLE ROCK, AR 72201
(501) 374 5300

CONSULTANTS

CIVIL ENGINEERS
CRAFTON TULL & ASSOCIATES, INC.
901 N. 47TH STREET, SUITE 400
ROGERS, AR 72756
(479) 636 4838

MEP ENGINEERS
INSIGHT ENGINEERING
322 S STATE STREET, STE 201
LITTLE ROCK, AR 72201
(501) 237 3077

STRUCTURAL ENGINEERS
ENFRA TME, LLC
BUILDING 2, 1 ALLIED DRIVE, STE 2600
LITTLE ROCK, AR 72202
(501) 666 6776

FOOD SERVICE CONSULTANT
MCKAY-LANE CONSULTING, LTD
1807 DODSON AVE
FT. SMITH, AR 72901
(479) 629 4572

ACOUSTICAL ENGINEERS
ACENTECH
620 W. GERMANTOWN PIKE, STE. 210
PLYMOUTH MEETING PA 19462
(215) 245 8244

PROJECT TITLE

CENTRAL HOUSE & GARDEN
BENTONVILLE, AR

PROJECT NUMBER: 31483

#	ISSUED FOR	DATE
	FINAL CD's	10/2/2026

KEY PLAN

SIGN & SEAL

DRAWN BY

CHECKED BY

SHEET TITLE

DRAINAGE DETAILS

SHEET NUMBER

C-502

STAMP LOCATION

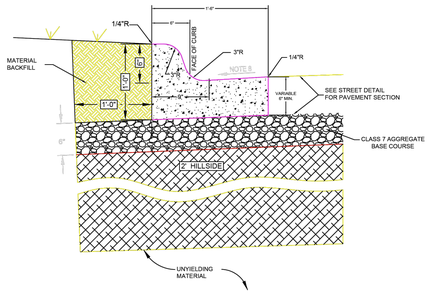

CURB & GUTTER NOTES:

1. CONTRACTION JOINTS SHALL BE 1/8" TO 3/8" X 1 1/2" AT 15 FT. INTERVALS. ALL CONTRACTION JOINTS AND COLD JOINTS SHALL BE FILLED WITH JOINT SEALANT TO FINISHED GRADE.
2. CONCRETE SHALL HAVE A MINIMUM COMPRESSIVE STRENGTH OF 3,500 p.s.i.
3. EXPANSION MATERIAL SHALL BE REQUIRED AT ALL STATIONARY STRUCTURES AND ENDS OF CURB RETURNS. THE EXANSION MATERIAL SHALL BE 1/2" ASPHALT IMPREGNATED FIBERBOARD CONFORMING TO AASHTO M-213. EXPANSION JOINT MATERIAL SHALL BE LEFT 1/2" LOWER THAN GRADE OR TRIMMED 1/2" LOWER THAN GRADE.
4. EXPANSION JOINTS SHALL BE FILLED WITH JOINT SEALANT SHAPED TO THE CROSS SECTION OF THE CURB AND CONSTRUCTED AT RIGHT ANGLES WITH THE CURB LINE.
5. FINISH SHALL BE MEDIUM BROOM FINISH.
6. CONCRETE CURING COMPOUND SHALL BE SEALTIGHT 1600-WHITE MANUFACTURED BY W.R. MEADOWS, OR AN APPROVED EQUAL.
7. CONCRETE JOINT SEALANT SHALL BE SONNEBORN "SONOLASTIC SL" OR AND APPROVED EQUAL. CLOSED CELL BACKER ROD SHALL BE USED IN DEEP JOINTS, AS NEEDED, ACCORDING TO THE MANUFACTURER'S INSTRUCTIONS.
8. GUTTER SHALL MATCH THE CROSS SLOPE OF THE ROAD WITHIN ± 0.5%. GUTTER DRAINING THE OPPOSITE DIRECTION AS THE ROAD WILL NOT BE ACCEPTED.

BENTONVILLE TRANSPORTATION	DATE:	REVISION:	BY:	TITLE:	DRAWN:
	6/30/2023	DETAIL CREATED	BW	CURB AND GUTTER	JUNE 2023
					APPROVED: JUNE 2023
				DESCRIPTION: TYPE "A" CURB AND GUTTER	SHEET: CG-1

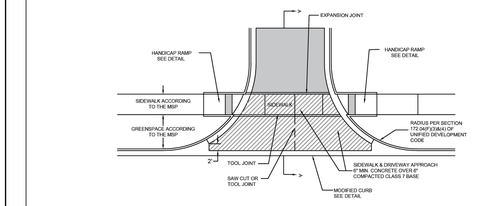

COMMERCIAL DRIVEWAY DETAIL

JOINT SEALER DETAIL

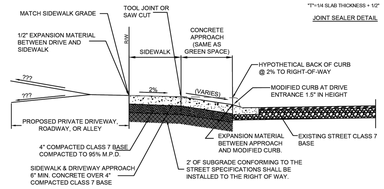

SECTION A-A

NOTES:

1. FULL DEPTH EXPANSION JOINTS (FOUR INCHES) SHALL BE PROVIDED AT THE EDGE OF THE SIDEWALK OPPOSITE THE STREET.
2. CONCRETE TO BE SAWCUT OR PLACE A TOOL JOINT AT THE CENTER OF DRIVE AND SEALED. IF POSSIBLE CONTRACTOR SHALL TRY TO ALIGN THE JOINT AT THE CENTER OF THE DRIVE WITH THE A JOINT IN THE ADJACENT SIDEWALK.
3. ALL CONCRETE DRIVEWAYS AND SIDEWALKS SHALL BE CONSTRUCTED OF A PORTLAND CEMENT CONCRETE MIXTURE WHICH WILL PRODUCE A CONCRETE OF A COMPRESSIVE STRENGTH OF 3500 P.S.I. AFTER 28 DAYS SET UNDER STANDARD LABORATORY METHODS.
4. ALL SIDEWALKS REQUIRE A CONCRETE CURING COMPOUND.
5. ALL SIDEWALKS AND DRIVEWAY APPROACHES SHALL BE CONSTRUCTED WITH A BROOM FINISH.
6. *ALL SIDEWALKS AND CURB CUTS FOR DRIVEWAY APPROACHES REQUIRE AN INSPECTION PRIOR TO CONCRETE PLACEMENT.*

BENTONVILLE TRANSPORTATION	DATE:	REVISION:	BY:	TITLE:	DRAWN:
	6/30/2023	DETAIL CREATED	BW	COMMERCIAL DRIVEWAY	JUNE 2023
					APPROVED: JUNE 2023
				DESCRIPTION: STANDARD COMMERCIAL DRIVEWAY WITH GREENSPACE AND SIDEWALK	SHEET: DW-2

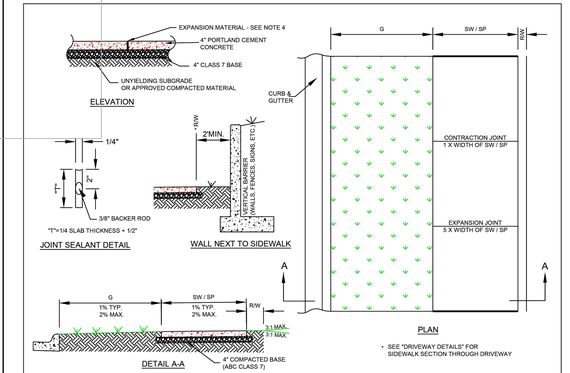

CLASSIFICATION	GREENSPACE (G)	SIDEWALK (SW)	SIDEPATH (SP)	RIGHT OF WAY (R/W)
ARTERIAL BLVD W/ SIDEPATH	5'-0"	5'-0"	12'-0"	1'-0"
ARTERIAL W/ SIDEPATH	6'-0"	5'-0"	12'-0"	1'-0"
ARTERIAL W/ 2-WAY SBL	6'-0"	5'-0"	12'-0"	0'-6"
ARTERIAL WITH SIDEWALKS	10'-0"	5'-0"		0'-6"
COLLECTOR BLVD W/ BIKE LANES	4'-0"	5'-0"		0'-6"
COLLECTOR W/ SIDEPATH	7'-0"	5'-0"	12'-0"	1'-0"
COLLECTOR W/ BIKE LANES	4'-0"	5'-0"		0'-6"
DOWNTOWN COLLECTOR		12'-0"		2'-0"
DOWNTOWN COLLECTOR W/ PARKING		12'-0"		
LOCAL W/ SHARED USE	4'-0"	5'-0"		0'-6"
DOWNTOWN LOCAL	3'-0"	5' & 8'		1'-6"

*CONFIRM ALL DIMENSIONS WITH THE MASTER STREET PLAN. REVIEW PLANS FOR STREET CLASSIFICATIONS.

ALL SIDEWALKS REQUIRE INSPECTION BEFORE CONCRETE PLACEMENT. CONTACT ENGINEER OF RECORD TO SCHEDULE INSPECTION.

IF INSTALLING SIDEWALK BY MECHANICAL MEANS, THE SIDEWALK WILL BE CHECKED AFTER PLACEMENT AND ANY DEFICIENCIES SHALL TO BE CORRECTED.

SIDEWALK WILL BE CHECKED FOR ADA REQUIREMENTS & WORKMANSHIP.

SIDEWALK CONSTRUCTION NOTES:

1. SIDEWALK SHALL HAVE TOOLED OR SAW-CUT TRANSVERSE JOINTS AT INTERVALS EQUAL TO THE WIDTH OF SIDEWALK (5' TYP.). THESE WEAKENED PLANE (CONTRACTION) JOINTS SHALL BE CONSTRUCTED TO 1/4 DEPTH OF THE SIDEWALK THICKNESS AND SHALL BE 1/8" TO 3/16" WIDE.
2. CONCRETE SHALL HAVE A MINIMUM COMPRESSIVE STRENGTH OF 3500 p.s.i.
3. CONCRETE SHALL MEET AROOT REQUIREMENTS FOR SIDWALK.
4. CONTRACTION JOINTS SHALL BE PLACED AT AN INTERVAL 1X'S THE WIDTH OF THE SIDEWALK AND EXPANSION SHALL BE PLACED AT AN INTERVAL OF 5X'S THE WIDTH OF THE SIDEWALK.
5. EXPANSION JOINT MATERIAL SHALL BE PREFORMED ASPHALT IMPREGNATED FIBERBOARD CONFORMING TO AASHTO M-213. EXPANSION JOINT MATERIAL SHALL BE LEFT 1/2" LOWER THAN GRADE OR TRIMMED 1/2" LOWER, AND FILLED WITH SILICONE SEALER TO FINISHED GRADE.
6. ALL COLD JOINTS AND SAW-CUT JOINTS SHALL BE FILLED TO FINISHED GRADE WITH JOINT SEALANT.
7. CONCRETE CURING COMPOUND SHALL BE SEALTIGHT 1600-WHITE MANUFACTURED BY W.R. MEADOWS, OR AN APPROVED EQUAL.
8. CONCRETE JOINT SEALANT SHALL BE SONNEBORN "SONOLASTIC SL" OR AND APPROVED EQUAL. CLOSED CELL BACKER ROD SHALL BE USED IN DEEP JOINTS, AS NEEDED, ACCORDING TO THE MANUFACTURER'S INSTRUCTIONS.
9. ALL SIDEWALKS SHALL HAVE ONE-HALF INCH ROLLED EDGES AND A BROOMED FINISH.

BENTONVILLE TRANSPORTATION	DATE:	REVISION:	BY:	TITLE:	DRAWN:
	6/7/2023	DETAIL CREATED	BW	SIDEWALK	JUNE 2023
					APPROVED: JUNE 2023
				DESCRIPTION: GENERAL SIDEWALK DETAIL	SHEET: SW-1

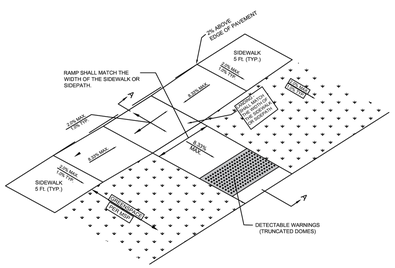

STANDARD CURB RAMP
PLAN VIEW

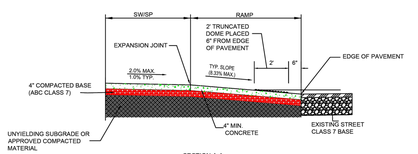

SECTION A-A

NOTES:

1. THIS RAMP SHALL BE USED WHEN THERE IS NOT ANY CURB AND GUTTER PRESENT WITHIN THE ROADWAY.
2. FULL DEPTH EXPANSION JOINTS (FOUR INCHES) SHALL BE PROVIDED AT THE EDGE OF THE SIDEWALK AND RAMP.
3. CONCRETE TO BE SAWCUT OR PLACE A TOOL JOINT AT THE CENTER OF DRIVE AND SEALED. IF POSSIBLE CONTRACTOR SHALL TRY TO ALIGN THE JOINT AT THE CENTER OF THE DRIVE WITH THE A JOINT IN THE ADJACENT SIDEWALK.
4. ALL CONCRETE DRIVEWAYS AND SIDEWALKS SHALL BE CONSTRUCTED OF A PORTLAND CEMENT CONCRETE MIXTURE WHICH WILL PRODUCE A CONCRETE OF A COMPRESSIVE STRENGTH OF 3500 P.S.I. AFTER 28 DAYS SET UNDER STANDARD LABORATORY METHODS.
5. ALL SIDEWALKS REQUIRE A CONCRETE CURING COMPOUND, SUCH AS SEALTIGHT 1600-WHITE MANUFACTURED BY W.R. MEADOWS, OR AN APPROVED EQUAL
6. ALL SIDEWALKS AND DRIVEWAY APPROACHES SHALL BE CONSTRUCTED WITH A BROOM FINISH.
7. **ALL SIDEWALKS AND CURB CUTS FOR HANDICAP RAMPS REQUIRE AN INSPECTION PRIOR TO CONCRETE PLACEMENT**.
8. IF THE EXISTING GUTTER PAN IS DAMAGED OR DAMAGED DURING CURB REMOVAL, REFER TO DETAIL HR2 AND REMOVE FROM JOINT TO JOINT WITHIN THE LIMITS OF SAW CUT.

BENTONVILLE TRANSPORTATION	DATE:	REVISION:	BY:	TITLE:	DRAWN:
	4/13/2023	DETAIL CREATED	BW	HANDICAP RAMP	JUNE 2023
					APPROVED: JUNE 2023
				DESCRIPTION: HANDICAP RAMP FOR USE WITH NO CURB AND GUTTER	SHEET: HR-1

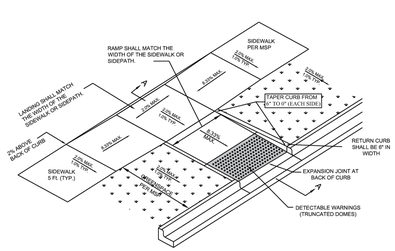

RETURN CURB RAMP
PLAN VIEW

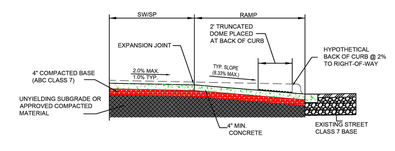

SECTION A-A

NOTES:

1. FULL DEPTH EXPANSION JOINTS (FOUR INCHES) SHALL BE PROVIDED AT THE EDGE OF THE SIDEWALK AND RAMP.
2. CONCRETE TO BE SAWCUT OR PLACE A TOOL JOINT AT THE CENTER OF DRIVE AND SEALED. IF POSSIBLE CONTRACTOR SHALL TRY TO ALIGN THE JOINT AT THE CENTER OF THE DRIVE WITH THE A JOINT IN THE ADJACENT SIDEWALK.
3. ALL CONCRETE DRIVEWAYS AND SIDEWALKS SHALL BE CONSTRUCTED OF A PORTLAND CEMENT CONCRETE MIXTURE WHICH WILL PRODUCE A CONCRETE OF A COMPRESSIVE STRENGTH OF 3500 P.S.I. AFTER 28 DAYS SET UNDER STANDARD LABORATORY METHODS.
4. ALL SIDEWALKS REQUIRE A CONCRETE CURING COMPOUND, SUCH AS SEALTIGHT 1600-WHITE MANUFACTURED BY W.R. MEADOWS, OR AN APPROVED EQUAL
5. ALL SIDEWALKS AND DRIVEWAY APPROACHES SHALL BE CONSTRUCTED WITH A BROOM FINISH.
6. **ALL SIDEWALKS AND CURB CUTS FOR HANDICAP RAMPS REQUIRE AN INSPECTION PRIOR TO CONCRETE PLACEMENT**.
7. IF THE EXISTING GUTTER PAN IS DAMAGED OR DAMAGED DURING CURB REMOVAL, REFER TO DETAIL HR2 AND REMOVE FROM JOINT TO JOINT WITHIN THE LIMITS OF SAW CUT.

BENTONVILLE TRANSPORTATION	DATE:	REVISION:	BY:	TITLE:	DRAWN:
	4/13/2023	DETAIL CREATED	BW	HANDICAP RAMP	JUNE 2023
					APPROVED: JUNE 2023
				DESCRIPTION: HANDICAP RAMP WITH RETURN CURB	SHEET: HR-2

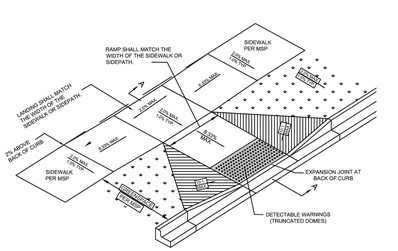

WING CURB RAMP
PLAN VIEW

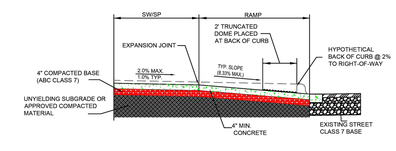

SECTION A-A

NOTES:

1. FULL DEPTH EXPANSION JOINTS (FOUR INCHES) SHALL BE PROVIDED AT THE EDGE OF THE SIDEWALK AND RAMP.
2. CONCRETE TO BE SAWCUT OR PLACE A TOOL JOINT AT THE CENTER OF DRIVE AND SEALED. IF POSSIBLE CONTRACTOR SHALL TRY TO ALIGN THE JOINT AT THE CENTER OF THE DRIVE WITH THE A JOINT IN THE ADJACENT SIDEWALK.
3. ALL CONCRETE DRIVEWAYS AND SIDEWALKS SHALL BE CONSTRUCTED OF A PORTLAND CEMENT CONCRETE MIXTURE WHICH WILL PRODUCE A CONCRETE OF A COMPRESSIVE STRENGTH OF 3500 P.S.I. AFTER 28 DAYS SET UNDER STANDARD LABORATORY METHODS.
4. ALL SIDEWALKS REQUIRE A CONCRETE CURING COMPOUND, SUCH AS SEALTIGHT 1600-WHITE MANUFACTURED BY W.R. MEADOWS, OR AN APPROVED EQUAL
5. ALL SIDEWALKS AND DRIVEWAY APPROACHES SHALL BE CONSTRUCTED WITH A BROOM FINISH.
6. **ALL SIDEWALKS AND CURB CUTS FOR HANDICAP RAMPS REQUIRE AN INSPECTION PRIOR TO CONCRETE PLACEMENT**.
7. IF THE EXISTING GUTTER PAN IS DAMAGED OR DAMAGED DURING CURB REMOVAL, REFER TO DETAIL HR2 AND REMOVE FROM JOINT TO JOINT WITHIN THE LIMITS OF SAW CUT.

BENTONVILLE TRANSPORTATION	DATE:	REVISION:	BY:	TITLE:	DRAWN:
	4/13/2023	DETAIL CREATED	BW	HANDICAP RAMP	JUNE 2023
					APPROVED: JUNE 2023
				DESCRIPTION: HANDICAP RAMP WITH WINGS	SHEET: HR-3

Dirtworks
561 SEVENTH AVENUE FLOOR 11
NEW YORK, NY 10018
(212) 589 2263

WER ARCHITECTS
901 WEST THIRD STREET
LITTLE ROCK, AR 72201
(501) 374 5300

CONSULTANTS

CIVIL ENGINEERS
CRAFTON TULL & ASSOCIATES, INC.
901 N. 47TH STREET, SUITE 400
ROGERS, AR 72756
(479) 636 4838

MEP ENGINEERS
INSIGHT ENGINEERING
322 S STATE STREET, STE 201
LITTLE ROCK, AR 72201
(501) 237 3077

STRUCTURAL ENGINEERS
ENFRA TME, LLC
BUILDING 2, 1 ALLIED DRIVE, STE 2600
LITTLE ROCK, AR 72202
(501) 666 6776

FOOD SERVICE CONSULTANT
MCKAY-LANE CONSULTING, LTD
1807 DODSON AVE
FT. SMITH, AR 72901
(479) 629 4572

ACOUSTICAL ENGINEERS
ACENTECH
620 W. GERMANTOWN PIKE, STE. 210
PLYMOUTH MEETING PA 19462
(215) 245 8244

PROJECT TITLE

CENTRAL HOUSE & GARDEN
BENTONVILLE, AR

PROJECT NUMBER: 31483

#	ISSUED FOR	DATE
	FINAL CD's	10/2/2026

KEY PLAN

SIGN & SEAL

DRAWN BY

CHECKED BY

SHEET TITLE

COB DETAILS 1 OF 2

SHEET NUMBER

C-503

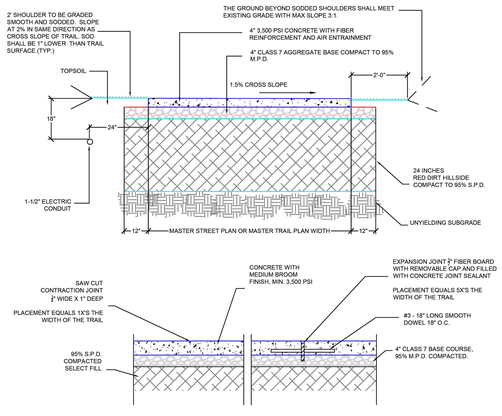

SECTION THROUGH JOINTS

TRAIL CONSTRUCTION NOTES:

1. ALL TRAIL FORMS WITHIN THE EXISTING OR PROPOSED RIGHT-OF-WAY (ROW) SHALL BE INSPECTED AND APPROVED BY THE CITY AND THE ENGINEER OF RECORD (EOR), IF APPLICABLE, BEFORE CONCRETE PLACEMENT.
2. CONCRETE SHALL HAVE A MINIMUM COMPRESSIVE STRENGTH OF 3500 p.s.i.
3. CONCRETE SHALL MEET ARDOT REQUIREMENTS FOR SIDEWALK
4. FULL DEPTH EXPANSION JOINTS WITH DOWELS ARE REQUIRED AT THE END OF EACH DAYS POUR AND ADJACENT TO ALL EXISTING CONCRETE.
4. CONTRACTION JOINTS SHALL BE PLACED AT AN INTERVAL 1X'S THE WIDTH OF THE TRAIL AND EXPANSION SHALL BE PLACED AT AN INTERVAL OF 5X'S THE WIDTH OF THE TRAIL.
5. ALL EXPANSION JOINTS AND SAW JOINTS SHALL BE SEALED WITH JOINT SEALANT MEETING THE REQUIREMENTS OF ASTM C920, TYPE S. A SELF LEVELING SEALANT SHALL BE USED FOR HORIZONTAL SURFACES. SONNEBORN "SONOLASTIC SL-1" OR AN APPROVED EQUAL. CLOSED CELL BACKER ROD SHALL BE USED IN DEEP JOINTS, AS NEEDED, ACCORDING TO THE MANUFACTURER'S INSTRUCTIONS.
6. CONCRETE CURING COMPOUND SHALL MEET ASTM C-309 AND SHALL BE W.R. MEADOWS 1200 WHITE OR AN APPROVED EQUAL.
7. EXPANSION JOINT MATERIAL SHALL BE PREFORMED ASPHALT IMPREGNATED FIBERBOARD CONFORMING TO AASHTO M-213. EXPANSION JOINT MATERIAL SHALL BE LEFT 1/2" LOWER THAN GRADE OR TRIMMED 1/2" LOWER.
8. CONSTRUCT 2% MAXIMUM CROSS SLOPE ON TRAIL IN SAME DIRECTION AS EXISTING GRADE UNLESS OTHERWISE DESIGNATED ON THE PLANS. LONGITUDINAL GRADE SHALL NOT EXCEED 5%.
9. TRAILS SHALL HAVE A ONE-HALF (1/2) INCH ROLLED EDGE.
10. CONTRACTOR SHALL BE RESPONSIBLE FOR PROTECTING ALL CONCRETE WORK DURING CURING. ANY CONCRETE THAT IS DEFACED SHALL BE REPLACED AT THE CONTRACTOR'S EXPENSE.
7. GREENSPACE (G), TRAIL (TR) AND ROW (RW) DIMENSIONS SHALL CONFORM TO THE MASTER STREET PLAN UNLESS OTHERWISE APPROVED BY THE CITY.
8. ENTIRE RIGHT OF WAY SHALL BE GRADED AT A 2% MAX SLOPE AND DRAIN TOWARDS THE STREET.
9. PERMANENT STABILIZATION MEASURES WITHIN THE ROW SHALL CONFORM TO THE STORMWATER REGULATIONS.

BENTONVILLE TRANSPORTATION	DATE:	REVISION:	BY	TITLE:	DRAWN:
	6/7/2023	DETAIL CREATED	HW	CONCRETE TRAIL	JUNE 2023
					APPROVED: JUNE 2023
				DESCRIPTION: GENERAL TRAIL DETAIL	SHEET: TR-1

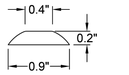

TRUNCATED DOME SECTION

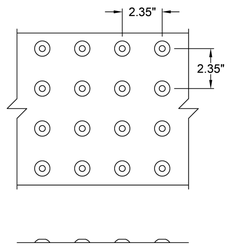

TRUNCATED DOME SPACING

DETECTABLE WARNING DEVICE DETAIL

NOTES:
1. THE DETECTABLE WARNING DEVICE SHALL BE LOCATED SO THAT THE NEAREST EDGE OF THE DEVICE IS LOCATED AT THE BACK OF CURB.
2. TRUNCATED DOMES SHALL HAVE A DIAMETER OF 0.9 INCH AT THE BOTTOM, A DIAMETER OF 0.4 INCH AT THE TOP, A HEIGHT OF 0.2 INCH, AND A CENTER-TO-CENTER SPACING OF 2.35 INCHES MEASURED ALONG ONE SIDE OF A SQUARE ARRANGEMENT.
3. DOMES SHALL BE ALIGNED ON A SQUARE GRID IN THE PREDOMINANT DIRECTION OF TRAVEL TO PERMIT WHEELS TO ROLL BETWEEN DOMES.
4. DETECTABLE WARNING DEVICE SHALL BE 24 INCHES IN THE DIRECTION OF TRAVEL AND EXTEND THE FULL WIDTH OF THE CURB RAMP OR FLUSH SURFACE.
5. TYPE OF DETECTABLE WARNING DEVICE SHALL BE APPROVED BY THE CITY OF BENTONVILLE PRIOR TO INSTALLATION. STAMPED CONCRETE SHALL NOT BE USED AS A DETECTABLE WARNING DEVICE.

BENTONVILLE TRANSPORTATION	DATE:	REVISION:	BY	TITLE:	DRAWN:
	6/13/2023	DETAIL CREATED	HW	DETECTABLE WARNING DEVICE	JUNE 2023
					APPROVED: JUNE 2023
				DESCRIPTION: DETECTABLE WARNING DEVICE WITH TRUNCATED DOMES	SHEET: TD-1

STAMP LOCATION

Dirtworks
561 SEVENTH AVENUE FLOOR 11
NEW YORK, NY 10018
(212) 589 2263

WER ARCHITECTS
901 WEST THIRD STREET
LITTLE ROCK, AR 72201
(501) 374 5300

CONSULTANTS

CIVIL ENGINEERS
CRAFTON TULL & ASSOCIATES, INC.
901 N. 47TH STREET, SUITE 400
ROGERS, AR 72756
(479) 636 4838

MEP ENGINEERS
INSIGHT ENGINEERING
322 S STATE STREET, STE 201
LITTLE ROCK, AR 72201
(501) 237 3077

STRUCTURAL ENGINEERS
ENFRA TME, LLC
BUILDING 2, 1 ALLIED DRIVE, STE 2600
LITTLE ROCK, AR 72202
(501) 666 6776

FOOD SERVICE CONSULTANT
MCKAY-LANE CONSULTING, LTD
1807 DODSON AVE
FT. SMITH, AR 72901
(479) 629 4572

ACOUSTICAL ENGINEERS
ACENTECH
620 W. GERMANTOWN PIKE, STE. 210
PLYMOUTH MEETING PA 19462
(215) 245 8244

PROJECT TITLE

CENTRAL HOUSE & GARDEN
BENTONVILLE, AR

PROJECT NUMBER: 31483

#	ISSUED FOR	DATE
	FINAL CD's	10/2/2026

KEY PLAN

SIGN & SEAL

DRAWN BY

CHECKED BY

SHEET TITLE

COB DETAILS 2 OF 2

SHEET NUMBER

C-504

STAMP LOCATION

ELECTRICAL SERVICE SCOPE:

THE CONTRACTOR SHALL BE RESPONSIBLE FOR DELIVERY OF SERVICE TO THE NEW BUILDING COORDINATE ALL REQUIREMENTS AND COSTS AND LABOR W/ LOCAL UTILITY PRIOR TO BID. ALL COST ASSOCIATED W/ THE DELIVERY OF ELECTRICAL SERVICE SHALL BE INCLUDED AS A PART OF THIS CONTRACT. REFER TO SPECIFICATIONS FOR ADDITIONAL REQUIREMENTS.

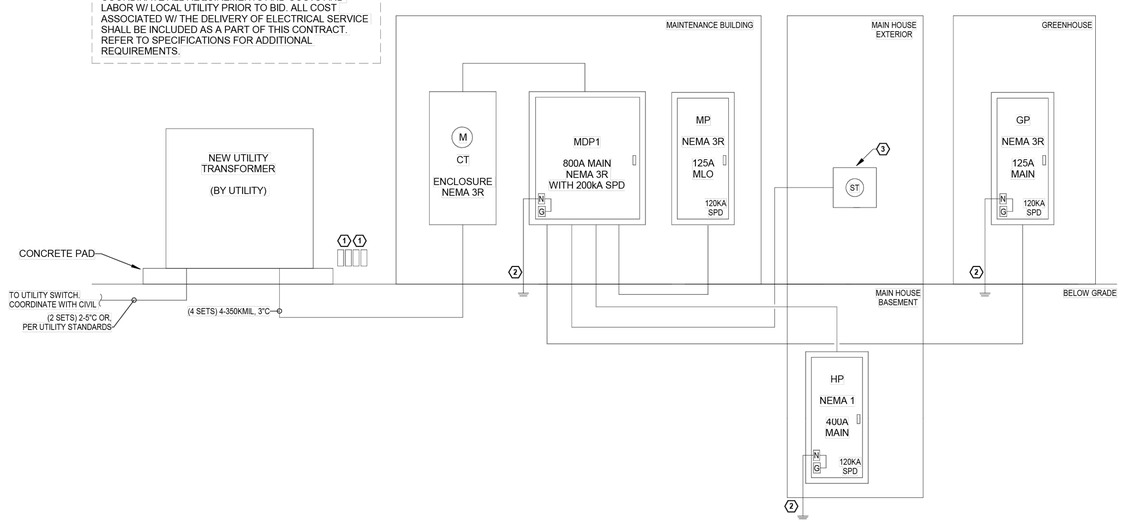

ONE-LINE DIAGRAM GENERAL NOTES:

A. CONTRACTOR SHALL PROVIDE ENGRAVED NAMEPLATE ON ALL NEW ELECTRICAL EQUIPMENT INDICATING EQUIPMENT VOLTAGE, AMPERAGE AND AVAILABLE SHORT CIRCUIT RATING PER 2020 NEC.

B. METERING EQUIPMENT ENCLOSURE PROVIDED BY UTILITY COMPANY, INSTALLED BY ELECTRICAL CONTRACTOR PER UTILITY COMPANY SPECIFICATIONS. METER INSTALLED BY UTILITY COMPANY.

C. ALL CONDUCTORS SHALL BE COPPER.

D. ACCORDING TO BENTONVILLE MUNICIPAL CODE SECTION 14-163 ALL SECONDARY UNDERGROUND ELECTRICAL FEEDERS SHALL BE A MINIMUM OF 24" DEEP FROM THE CITY CONNECTION TO THE STRUCTURE IT SERVES.

ELECTRICAL KEYED NOTES:

1. PROVIDE 2 SEPARATE (2) 2" RIGID METAL CONDUIT FROM BUILDING TELE/DATA RACK TO RISER POLE FOR TELEPHONE, DATA AND CABLE SERVICE. COORDINATE ADDITIONAL REQUIREMENTS WITH OWNER SELECTED PROVIDER.
2. PROVIDE GROUNDING PER NEC ARTICLE 250 REQUIREMENTS AND ELECTRICAL DETAILS.
3. SHUT TRIP EPO KNOX BOX, FED FROM MAIN DISTRIBUTION PANEL.

Dirtworks
561 SEVENTH AVENUE FLOOR 11
NEW YORK, NY 10018
(212) 589 2263

WER ARCHITECTS
901 WEST THIRD STREET
LITTLE ROCK, AR 72201
(501) 374 5300

CONSULTANTS

CIVIL ENGINEERS
CRAFTON TULL & ASSOCIATES, INC.
901 N. 47TH STREET, SUITE 400
ROGERS, AR 72756
(479) 636 4838

MEP ENGINEERS
INSIGHT ENGINEERING
322 S STATE STREET, STE 201
LITTLE ROCK, AR 72201
(501) 237 3077

STRUCTURAL ENGINEERS
ENFRA TME, LLC
BUILDING 2, 1 ALLIED DRIVE, STE 2600
LITTLE ROCK, AR 72202
(501) 666 6776

FOOD SERVICE CONSULTANT
MCKAY-LANE CONSULTING, LTD
1807 DODSON AVE
FT. SMITH, AR 72901
(479) 629 4572

ACOUSTICAL ENGINEERS
ACENTECH
620 W. GERMANTOWN PIKE, STE. 210
PLYMOUTH MEETING PA 19462
(215) 245 8244

PROJECT TITLE

CENTRAL HOUSE & GARDEN

BENTONVILLE, AR

PROJECT NUMBER: 31483

#	ISSUED FOR	DATE
	FINAL CD's	10/2/2026

KEY PLAN

SIGN & SEAL

DRAWN BY

CHECKED BY

SHEET TITLE

ELECTRIC ONE-LINE DIAGRAM DETAIL

SHEET NUMBER

C-505

STAMP LOCATION

Dirtworks

561 SEVENTH AVENUE FLOOR 11
NEW YORK, NY 10018
(212) 589 2263

WER ARCHITECTS
901 WEST THIRD STREET
LITTLE ROCK, AR 72201
(501) 374 5300

CONSULTANTS

CIVIL ENGINEERS
CRAFTON TULL & ASSOCIATES, INC.
901 N. 47TH STREET, SUITE 400
ROGERS, AR 72756
(479) 636 4838

MEP ENGINEERS
INSIGHT ENGINEERING
322 S STATE STREET, STE 201
LITTLE ROCK, AR 72201
(501) 237 3077

STRUCTURAL ENGINEERS
ENFRA TME, LLC
BUILDING 2, 1 ALLIED DRIVE, STE 2600
LITTLE ROCK, AR 72202
(501) 666 6776

FOOD SERVICE CONSULTANT
MCKAY-LANE CONSULTING, LTD
1807 DODSON AVE
FT. SMITH, AR 72901
(479) 629 4572

ACOUSTICAL ENGINEERS
ACENTECH
620 W. GERMANTOWN PIKE, STE. 210
PLYMOUTH MEETING PA 19462
(215) 245 8244

PROJECT TITLE

CENTRAL HOUSE & GARDEN

BENTONVILLE, AR

PROJECT NUMBER: 31483

#	ISSUED FOR	DATE
	FINAL CD's	10/2/2026

KEY PLAN

SIGN & SEAL

DRAWN BY

CHECKED BY

SHEET TITLE

SUMMARY OF QUANTITIES

SHEET NUMBER

C-506

ENCASEMENT DETAIL

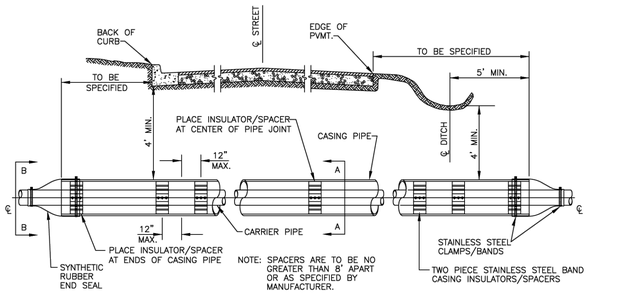

CARRIER & CASING SIZES									
CARRIER	4"	6"	8"	10"	12"	14"	16"	18"	20"	24"
CASING	16"	16"	16"	18"	24"	24"	30"	30"	36"	36"
CASING/WALL THICKNESS	.219	.219	.219	.250	.281	.344	.406	.406	.500	.500

NOTE: DUCTILE IRON, OR PVC PIPE REQUIRED FOR WATER, OR SEWER.

*ALL BELLS SHALL BE RESTRAINED INSIDE ENCASEMENT BY APPROVED METHOD.

GENERAL WATER/SEWER DETAIL: GWS01

THRUST BLOCKING

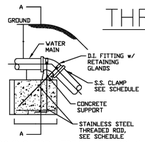

BLOCKING FOR VERTICAL TIE DOWN

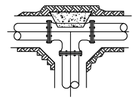

BLOCKING FOR TEE

TYPICAL BLOCKING FOR VERTICAL BENDS

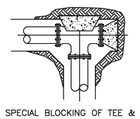

SPECIAL BLOCKING OF TEE & PLUG (WHEN DIRECTED BY WATER DEPT.)

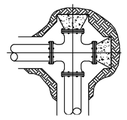

TYPICAL SECTION OF CROSS & 2 PLUG BLOCKING (WHEN DIRECTED BY WATER DEPT.)

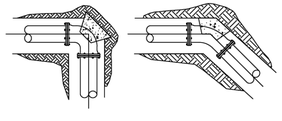

TYPICAL BLOCKING FOR HORIZONTAL BENDS

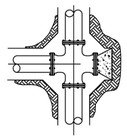

TYPICAL SECTION OF CROSS & PLUG BLOCKING (WHEN DIRECTED BY WATER DEPT.)

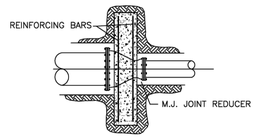

THRUST SUPPORT FOR REDUCER (SIZE TO BE DETERMINED BY WATER DEPT.)

NOTES
1. ALL BLOCKING SHALL BE AGAINST UNDISTURBED SOIL USING 4,000 PSI CONCRETE.
2. WHERE SOIL CONDITIONS MAKE IT NECESSARY TO POUR CONCRETE OVER JOINTS, THE ENDS OF THE ADJACENT PIPES MUST HAVE A THRUST BLOCK TO RESIST MOVEMENT OF THESE JOINTS.
3. WEIGHT CALCULATIONS TO BE BASED ON REACTION BACKING TABLE (SEE GWS03).
4. WHEN BLOCKING AGAINST FITTINGS, FITTINGS SHALL BE COVERED WITH POLYETHYLENE WRAP TO PREVENT BONDING OF CONCRETE
5. WHERE SHEAR BECOMES A PROBLEM PROPER REINFORCING MUST BE INSTALLED INTO THE BLOCKING.
6. CLEARANCE SHALL BE A MINIMUM OF 6" BETWEEN PIPE AND OBSTRUCTIONS.
7. CLEARANCE ON PIPES BELONGING TO OIL/GAS COMPANIES SHALL BE 18" UNLESS SPECIAL PERMISSION IS GIVEN BY THESE COMPANIES AND THE DEPARTMENT.
8. 12" OF ALL THREAD EMBEDED IN CONCRETE
9. MIN. 5/8" ALL THREAD FOR SECTIONS 10FT OR UNDER

GENERAL WATER/SEWER DETAIL: GWS02

REACTION BACKING TABLE

BLOCKING SCHEDULE					
PIPE SIZE	BENDS	45°	22 1/2°	11 1/4°	ROD DIA.
VOLUME REQ'D (CU. FT.)		98.5	50.2	25.2	
8"	A (FT.)	5.00'	4.00'	3.00'	3/4 IN.
	B (FT.)	4.00'	3.20'	2.80'	
	C (FT.)	5.00'	4.00'	3.00'	
	MIN. CLAMP (2 EA.)	3/8 IN. x 2 IN.			
VOLUME REQ'D (CU. FT.)		209.5	106.8	53.7	
12"	A (FT.)	6.00'	5.00'	4.00'	3/4 IN.
	B (FT.)	6.00'	4.25'	3.50'	
	C (FT.)	6.00'	5.00'	4.00'	
	MIN. CLAMP (2 EA.)	1/2 IN. x 2 IN.			
VOLUME REQ'D (CU. FT.)		457.2	233.1	117.1	1 IN.
18"	A (FT.)	8.00'	6.50'	5.00'	
	B (FT.)	7.25'	5.50'	4.75'	
	C (FT.)	8.00'	6.50'	5.00'	
	MIN. CLAMP (2 EA.)	5/8 IN. x 3 IN.			
VOLUME REQ'D (CU. FT.)		800.3	408.0	205.0	1 1/4 IN.
24"	A (FT.)	9.50'	7.50'	6.00'	
	B (FT.)	9.00'	7.25'	5.75'	
	C (FT.)	9.50'	7.50'	6.00'	
	MIN. CLAMP (2 EA.)	5/8 IN. x 3 IN.			

VOLUME CALCULATED ON THE BASIS OF CONCRETE REACTING THRUST ON THE RESPECTIVE BENDS UNDER AN INTERNAL PRESSURE OF 250 PSI, 50 PSI SURGE AND THE WEIGHT OF CONCRETE IS 150 POUNDS PER CU. FT.

NOTES:
1. ALL FITTINGS SHALL BE MECHANICAL JOINTS.
2. DO NOT COVER BELLS OR FLANGES WITH CONCRETE.
3. WRAP ALL FITTINGS WITH POLY WRAP.
4. BACK ALL TEES ACCORDING TO SIZE OF BRANCH.
5. BACKING FUTURE LINE EXTENSIONS SHALL BE SUCH THAT LATER REMOVAL IS POSSIBLE.
6. ALL BENDS WHERE FITTINGS ARE USED, BOTH HORIZONTAL OR VERTICAL, SHALL BE BACKED WITH CONCRETE.
7. REACTION BACKING TABLE IS BASED ON 150 PSI AND SOIL BEARING PRESSURE OF 2,000 LB/SQ. FT. ADDITIONAL BACKING MAY BE REQUIRED IN SOME AREAS AS REQUIRED BY CITY WATER DEPARTMENT.

GENERAL WATER/SEWER DETAIL: GWS03

ANCHOR COLLAR SPECIFICATIONS

ANCHOR COLLAR SCHEDULE						
PIPE SIZE	DIMENSIONS				REINFORCING BARS	
	W	H	T	M	"A" BARS	"B" BARS
6"	1.5'	2.0'	1.0'	M.J. RETAINER GLAND	#6@6"	#6@6"
8"	1.5'	2.5'	1.0'	M.J. RETAINER GLAND	#6@6"	#6@6"
12"	2.0'	4.0'	1.5'	M.J. RETAINER GLAND	#6@6"	#6@6"
16"	3.0'	4.5'	1.5'	M.J. RETAINER GLAND	#6@6"	#6@6"
20"	3.0'	5.0'	2.0'	M.J. RETAINER GLAND	#6@6"	#6@6"
24"	3.5'	5.5'	2.0'	M.J. RETAINER GLAND	#7@6"	#6@10"
30"	6.5'	6.0'	2.5'	4"	#8@6"	#7@10"
36"	7.0'	7.0'	2.5'	4"	#8@6"	#7@10"

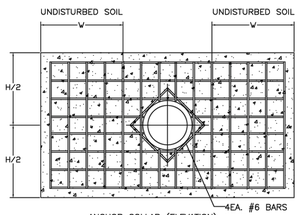

ANCHOR COLLAR (ELEVATION)

NOTE:
USE M.J. RETAINER GLANDS FOR PIPE 24" AND SMALLER.

NOTE:
PIPE SURFACES SHALL BE CLEANED OF ALL FOREIGN MATERIAL BEFORE 4000 PSI CONCRETE COLLAR IS POURED.

NOTE:
ON DEAD END LINE, PIPE MUST EXTEND AT LEAST 12" FROM THE OUTSIDE EDGE OF ANCHOR COLLAR.

ROD REQUIREMENTS	
MAIN SIZE	NO. OF RODS
6"	2
8"	4
12"	4
16"	6
24"	6
30"	8
36"	8

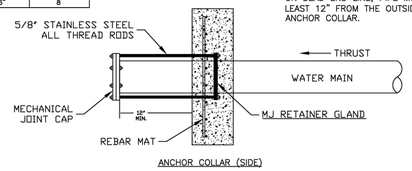

ANCHOR COLLAR (SIDE)

NOTE:
ALL-THREAD STEEL RODS SHALL BE 5/8" STAINLESS STEEL WITH STAINLESS STEEL HARDWARE.

GENERAL WATER/SEWER DETAIL: GWS04

ENCASEMENT CROSSING DETAIL

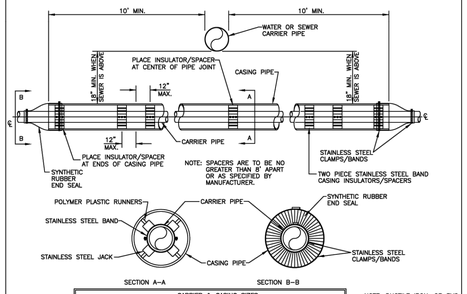

CARRIER & CASING SIZES									
CARRIER	4"	6"	8"	10"	12"	14"	16"	18"	20"	24"
CASING	16"	16"	16"	18"	24"	24"	30"	30"	36"	36"
CASING/WALL THICKNESS	.219	.219	.219	.250	.281	.344	.406	.406	.500	.500

NOTE: DUCTILE IRON, OR PVC PIPE REQUIRED FOR WATER, OR SEWER.

*ALL BELLS SHALL BE RESTRAINED BY APPROVED METHOD.

GENERAL WATER/SEWER DETAIL: GWS05

SUBDIVISION UTILITY PLACEMENT

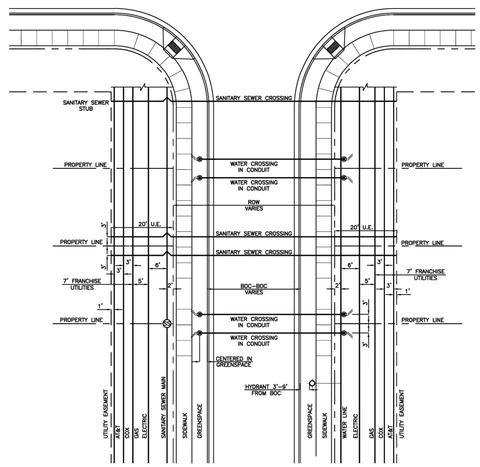

GENERAL WATER/SEWER DETAIL: GWS06

TYPICAL BEDDING DETAIL

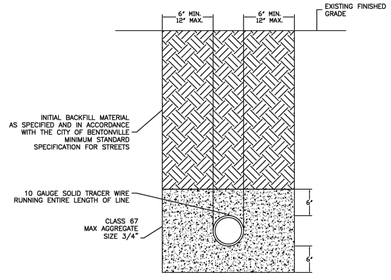

* REFER TO STREET SPECIFICATIONS FOR STREET REPAIR INFORMATION

GENERAL WATER/SEWER DETAIL: GWS07

THE CITY OF WATER & LIGHT UTILITIES BENTONVILLE

3200 SW MUNICIPAL DR.
Bentonville, AR 72712
Ph: (479) 271-3140
www.bentonvillear.com

WATER/SEWER DETAILS

CALL BEFORE YOU DIG
1-800-482-8998
ARKANSAS ONE-CALL SYSTEM, INC.

REVISION:
2026

DRAWN BY: JS	DATE: 08/27/2024
APPROVED BY: AW	DATE: 08/27/2024
SHEET NUMBER: 1	OF 1

TEMPORARY 1" BLOW OFF ASSEMBLY SAMPLE POINTS

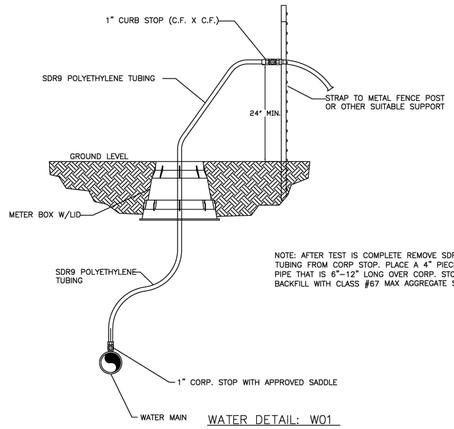

WATER DETAIL: W01

WATER SERVICE DETAIL 1"

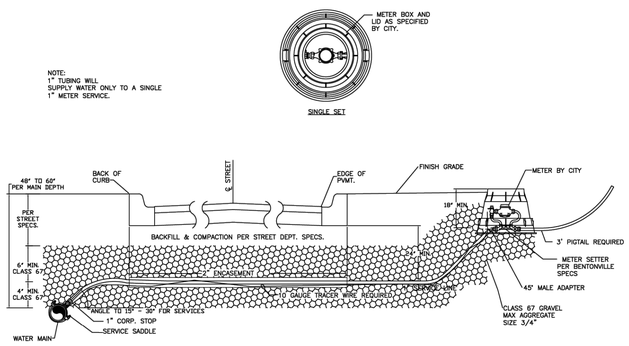

WATER DETAIL: W02

WATER SERVICE DETAIL 5/8"

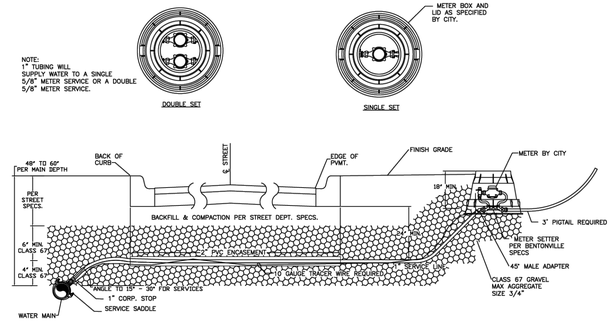

WATER DETAIL: W03

FIRE HYDRANT DETAIL W/ RETAINER GLANDS

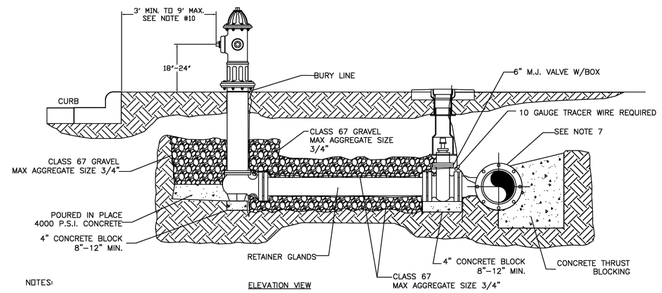

ELEVATION VIEW

NOTES:

1. DRAINAGE BED SHALL CONSIST OF CLASS 67 GRAVEL WITH A MAX AGGREGATE SIZE OF 3/4".
2. USE 6" NIPPLE WITH M.J. RETAINER GLANDS IF DISTANCE BETWEEN VALVE AND HYDRANT MUST BE GREATER THAN 13" SWIVEL ADAPTER.
3. FIRE HYDRANT TO BE BLOCKED AGAINST FIRM SOIL AS SHOWN.
4. ALL HYDRANTS SHALL BE INSTALLED PLUMB.
5. LARGE NOZZLE SHALL FACE CURB UNLESS OTHERWISE NOTED. ROTATE BARREL AS REQUIRED.
6. HYDRANT SHOULD NOT BE SET CLOSER THAN 4.0' TO OBSTRUCTIONS THAT ARE IN LINE WITH NOZZLE.
7. M.J. ANCHOR TEE, TAPPING SLEEVE OR TAPPING SADDLE MAY BE USED (SEE MATERIAL SPECIFICATIONS)
8. HYDRANTS TO BE SET AT DEPTHS GREATER THAN 6.0' SHALL BE SET WITH A MODIFIED FIRE HYDRANT SETTING.
9. POLYWRAP ENTIRE HYDRANT ASSEMBLY. DO NOT COVER WEEP HOLE DRAIN.
10. HYDRANTS WILL BE SET AT A MINIMUM OF 3' TO A MAXIMUM OF 9' BACK OF CURB OR EDGE OF DRIVING SURFACE, NOT IN SIDEWALK, FIRE LANE, OR RADIUS OR AS DIRECTED BY BENTONVILLE WATER DEPARTMENT.

WATER DETAIL: W04

FIRE HYDRANT DETAIL W/SWIVEL ANCHOR COUPLING

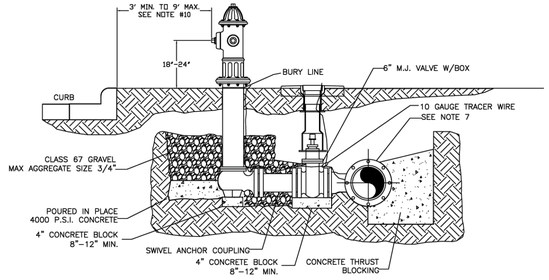

ELEVATION VIEW

NOTES:

1. DRAINAGE BED SHALL CONSIST OF CLASS 67 GRAVEL WITH A MAX AGGREGATE SIZE OF 3/4".
2. USE 6" NIPPLE WITH M.J. RETAINER GLANDS IF DISTANCE BETWEEN VALVE AND HYDRANT MUST BE GREATER THAN 13" SWIVEL ADAPTER.
3. FIRE HYDRANT TO BE BLOCKED AGAINST FIRM SOIL AS SHOWN.
4. ALL HYDRANTS SHALL BE INSTALLED PLUMB.
5. LARGE NOZZLE SHALL FACE CURB UNLESS OTHERWISE NOTED. ROTATE BARREL AS REQUIRED.
6. HYDRANT SHOULD NOT BE SET CLOSER THAN 4.0' TO OBSTRUCTIONS THAT ARE IN LINE WITH NOZZLE.
7. M.J. ANCHOR TEE, TAPPING SLEEVE OR TAPPING SADDLE MAY BE USED (SEE MATERIAL SPECIFICATIONS)
8. HYDRANTS TO BE SET AT DEPTHS GREATER THAN 6.0' SHALL BE SET WITH A MODIFIED FIRE HYDRANT SETTING.
9. POLYWRAP ENTIRE HYDRANT ASSEMBLY. DO NOT COVER WEEP HOLE DRAIN.
10. HYDRANTS WILL BE SET AT A MINIMUM OF 3' TO A MAXIMUM OF 9' BACK OF CURB OR EDGE OF DRIVING SURFACE, NOT IN SIDEWALK, FIRE LANE, OR RADIUS OR AS DIRECTED BY BENTONVILLE WATER DEPARTMENT.

WATER DETAIL: W05

DEEP BURY FIRE HYDRANTS

(BURY DEEPER THAN 6'-0")

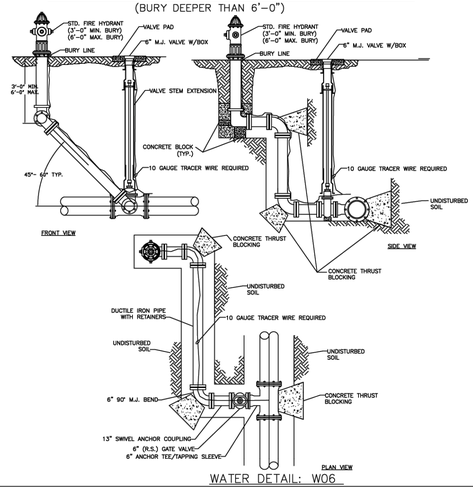

WATER DETAIL: W06

VALVE BOX VALVE STEM & TRACER WIRE INSTALLATION

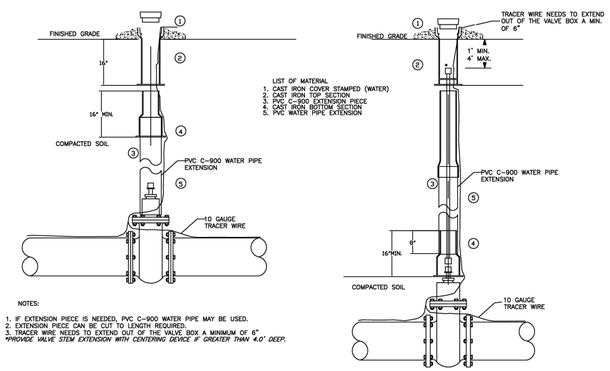

NOTES:

1. IF EXTENSION PIECE IS NEEDED, PVC C-900 WATER PIPE MAY BE USED.
2. EXTENSION PIECE CAN BE CUT TO LENGTH REQUIRED.
3. TRACER WIRE NEEDS TO EXTEND OUT OF THE VALVE BOX A MINIMUM OF 6".

*PROVIDE VALVE STEM EXTENSION WITH CENTERING DEVICE IF GREATER THAN 4.0' DEEP.

WATER DETAIL: W07

RESTRAINED GATE VALVE

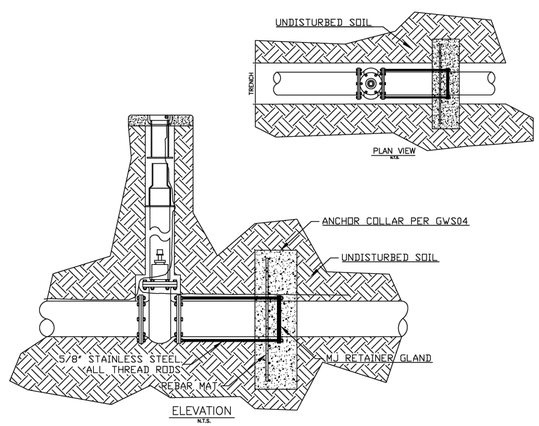

WATER DETAIL: W08

2" COMBINATION AIR/VACUUM VALVE DETAIL

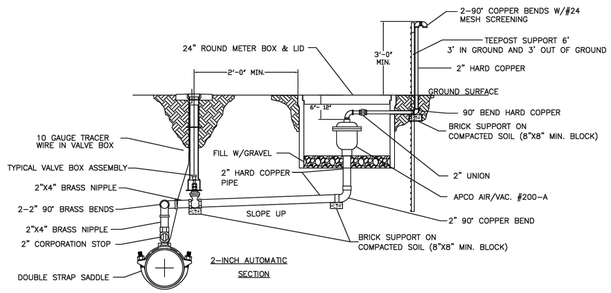

NOTES:

1. ALL THREADED CONNECTIONS SHALL HAVE A DOUBLE WRAP OF TEFLON TAPE ON THREADS.
2. DRILL HOLE IN SIDE OF METER BOX FOR OUTLET PIPING.
3. VALVES WILL BE PIPED TO POINT BEYOND PAVEMENT AND SHOULDER.

WATER DETAIL: W09

THE CITY OF WATER B UTILITIES BENTONVILLE

3200 SW MUNICIPAL DR.
Bentonville, AR 72712
Ph: (479) 271-3140
www.bentonvillear.com

WATER DETAILS

CALL BEFORE YOU DIG 1-800-482-8998 ARKANSAS ONE-CALL SYSTEM

REVISION:
2026

NOTES:

DRAWN BY:	JS	DATE:	08/27/2024
APPROVED BY:	AW	DATE:	08/27/2024
SHEET NUMBER:	1	OF	2

1" COMBINATION AIR/VACUUM VALVE DETAIL

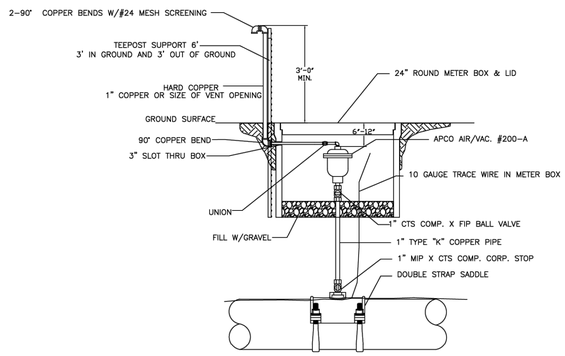

NOTES:
1. ALL THREADED CONNECTIONS SHALL HAVE A DOUBLE WRAP OF TEFLON TAPE ON THREADS.
2. DRILL HOLE IN SIDE OF METER BOX FOR OUTLET PIPING.
3. VALVES WILL BE PIPED TO POINT BEYOND PAVEMENT AND SHOULDER.

WATER DETAIL: W10

SWING CONNECTION – NEW MAIN TO EXISTING MAIN

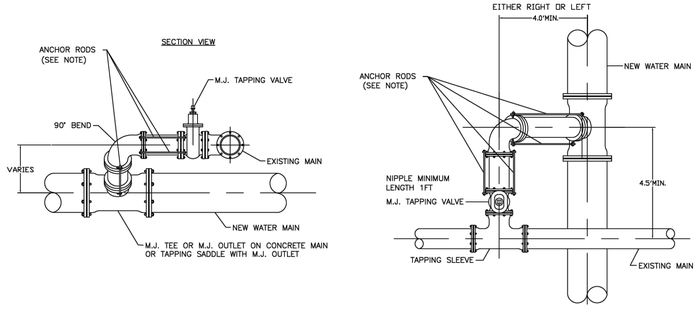

NOTES:
1. CONTRACTOR SHALL LOCATE EXISTING MAIN IN ADVANCE OF LAYING NEW LINE IN ORDER TO ASSURE ADEQUATE LENGTH TO ADJUST DEPTH OF NEW MAIN.
2. DIMENSIONS SHOWN ARE RECOMENDED MINIMUMS TO PROVIDE ADEQUATE ROOM FOR TIGHTENING BOLTS ON JOINTS. (OTHER DIMENSIONS MAY BE USED)
3. PROVIDE STAINLESS STEEL "ALL THREAD(MIN 5/8")" TIE RODS WITH EYE BOLTS FOR ANCHORING ALL JOINTS.
4. RODS SHALL BE FIELD CUT TO FIT & SHALL BE PROTECTED WITH POLYWRAP.
5. ROTATE TEE UP & ELBOW DOWN AS REQUIRED TO MATCH.
6. USE TYPICAL CONCRETE BLOCKING REQUIRED.

THRUST BLOCKING REQUIRED AT TEES AND ELBOWS.

ROD REQUIREMENTS	
MAIN SIZE	NO. OF RODS
6"	2
8"	4
12"	4
16"	6
24"	6
30"	8
36"	8

WATER DETAIL: W11

METER VAULT DETAIL FOR 4" – 8" METERS (TYPICAL)

(DIMENSIONS MAY VARY FOR METER SIZES)

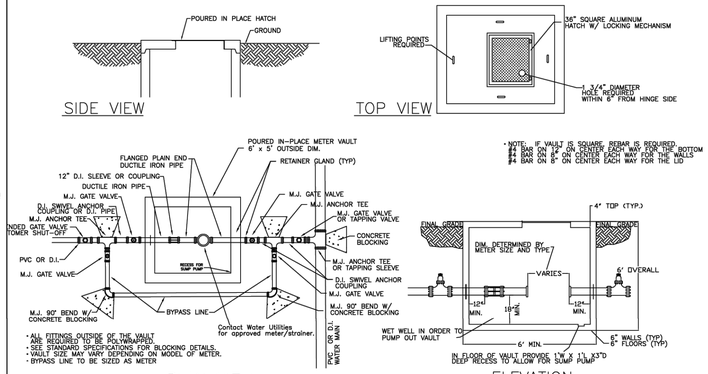

WATER DETAIL: W12

CUT/CAP DETAIL

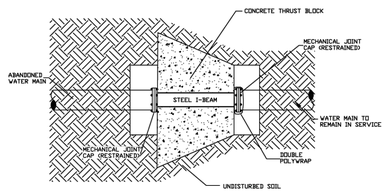

PLAN VIEW

* STEEL I-BEAM TO BE SIZED BY PROJECT ENGINEER AND INCLUDED IN THE PROJECT SUBMITTAL.

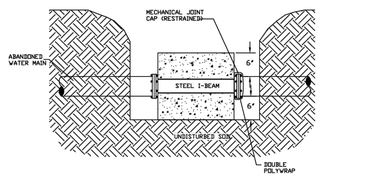

PROFILE VIEW

WATER DETAIL: W13

FROST FREE HOSE BIBB WITH BACKFLOW PREVENTION

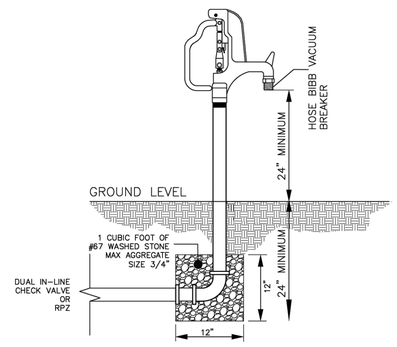

ELEVATION

N.T.S.

WATER DETAIL: W14

REDUCED PRESSURE (RP) BACKFLOW EXTERIOR IRRIGATION ONLY

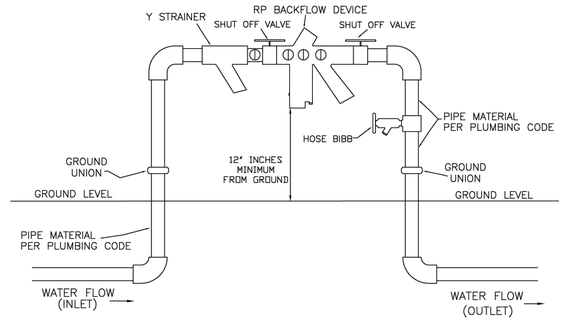

WATER DETAIL: W15

REDUCED PRESSURE (RP) BACKFLOW INTERIOR DOMESTIC OR IRRIGATION

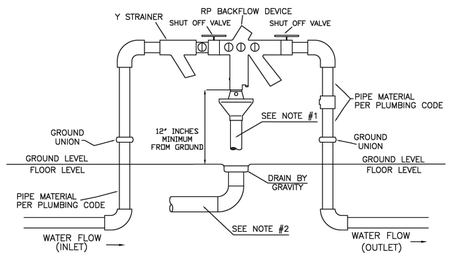

INDOOR APPLICATION ONLY NOTES:

1. AN AIR GAP DRAIN IS REQUIRED TO REDUCE SPLASHING OF MINOR DISCHARGES FROM THE RELIEF VALVE DRAIN PORT.
2. INDOOR INSTALLATION OF RP'S SHOULD PROVIDE FOR DRAINAGE CAPABLE OF HANDLING IN EXCESS OF THE MAXIMUM DISCHARGE RATE EXPECTED BY THE BACKFLOW ASSEMBLY MANUFACTURER.

WATER DETAIL: W16

WATER SERVICE DETAIL 2"

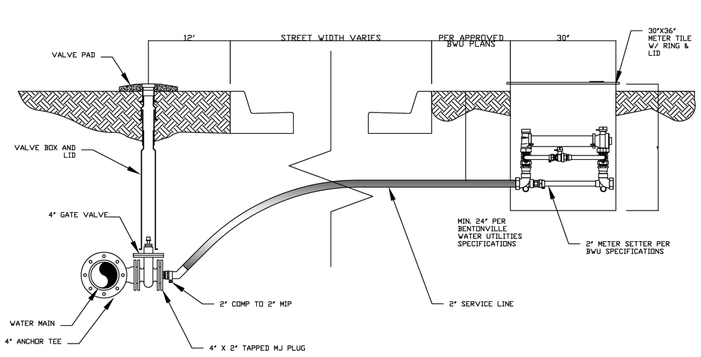

ELEVATION

N.T.S.

*ALL FITTINGS W/O PART NUMBER SHALL BE PER SPECIFICATIONS
*ALL FITTINGS MUST BE ANCHORED TO VALVE OR METER SETTER. NO IN-LINE FITTINGS WILL BE PERMITTED.

WATER DETAIL: W18

THE CITY OF WATER B UTILITIES BENTONVILLE
3200 SW MUNICIPAL DR.
Bentonville, AR 72712
Ph: (479) 271-3140
www.bentonvillear.com

WATER DETAILS

CALL BEFORE YOU DIG 1-800-482-8998 ARKANSAS ONE-CALL SYSTEM, INC.

REVISION:
2026

NOTES:

DRAWN BY:	JS	DATE:	08/27/2024
APPROVED BY:	AW	DATE:	08/27/2024
SHEET NUMBER:	2	OF	2

SANITARY SEWER
CAST IN PLACE MANHOLE

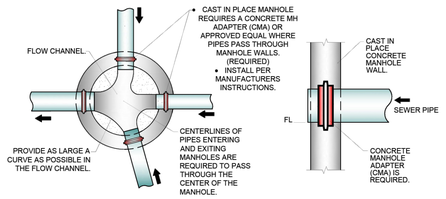

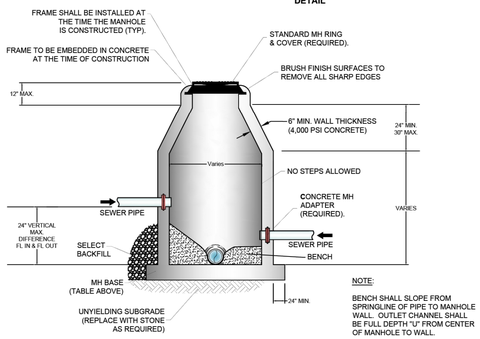

NOTE:
BENCH SHALL SLOPE FROM SPRINGLINE OF PIPE TO MANHOLE WALL. OUTLET CHANNEL SHALL BE FULL DEPTH "U" FROM CENTER OF MANHOLE TO WALL.

MANHOLE INFORMATION TABLE

Pipe Size	Inside Diameter of Manhole	Minimum Wall Thickness	Base Thickness	Minimum Ring & Cover Size
12" OR LESS	4' DIA	6"	8"	24"
15" TO 24"	5' DIA	8"	10"	24"
>24"	6' DIA	8"	12"	30"

SANITARY SEWER DETAIL: SS01

SANITARY SEWER
INTERIOR DROP MANHOLE

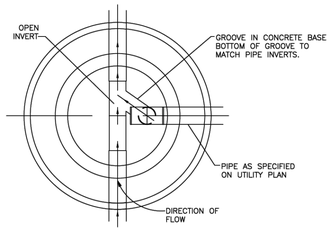

SECTION A-A

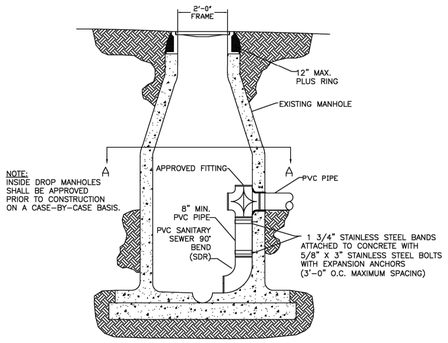

NOTE:
INSIDE DROP MANHOLES SHALL BE APPROVED PRIOR TO CONSTRUCTION ON A CASE-BY-CASE BASIS.

SANITARY SEWER DETAIL: SS02

SANITARY SEWER
EXTERIOR DROP MANHOLE

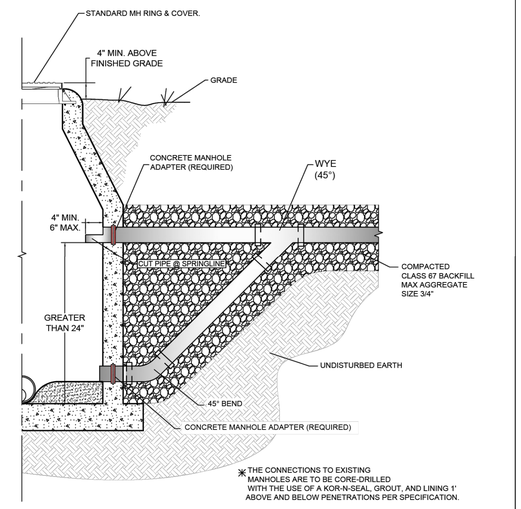

SANITARY SEWER DETAIL: SS03

HEAVY DUTY MANHOLE
LID & FRAME

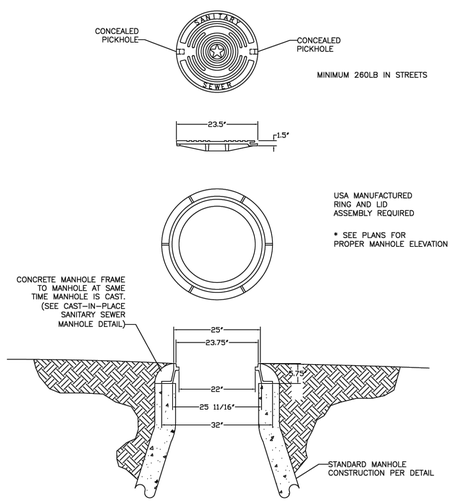

SANITARY SEWER DETAIL: SS04

WATER TIGHT BOLTED MANHOLE
LID & FRAME

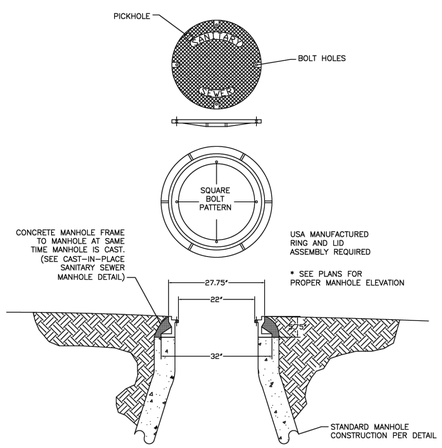

SANITARY SEWER DETAIL: SS05

SANITARY SEWER
SERVICE WYE

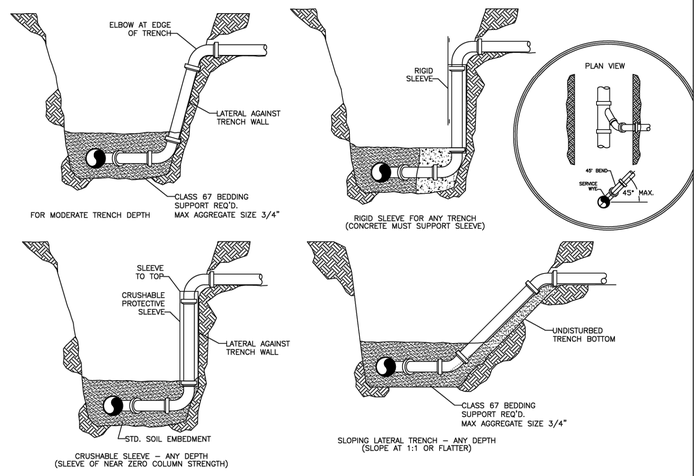

SANITARY SEWER DETAIL: SS06

THE CITY OF WATER B UTILITIES BENTONVILLE
3200 SW MUNICIPAL DR.
Bentonville, AR 72712
Ph: (479) 271-3140
www.bentonvillear.com

SAN.SEWER DETAILS

CALL BEFORE YOU DIG
1-800-482-8998
ARKANSAS ONE-CALL SYSTEM

REVISION:
2026

DRAWN BY: JS	DATE: 08/27/2024
APPROVED BY: AW	DATE: 08/27/2024
SHEET NUMBER: 1	OF 2

SANITARY SEWER MANHOLE ABANDONMENT

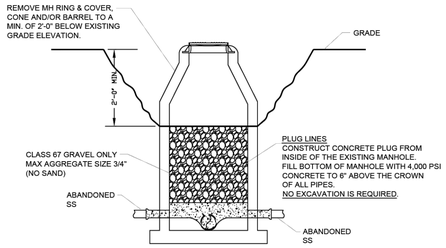

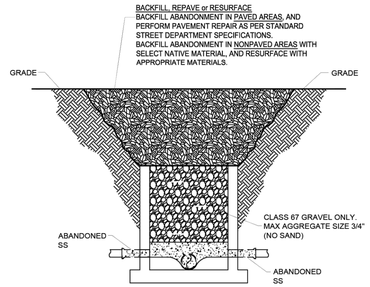

SANITARY SEWER DETAILS: SS07

PRIVATE MANHOLE RING AND LID

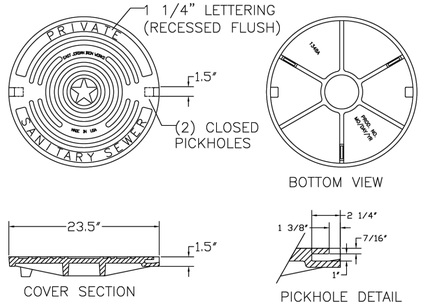

SANITARY SEWER DETAILS: SS08

TYPICAL MANHOLE ADJUST TO GRADE

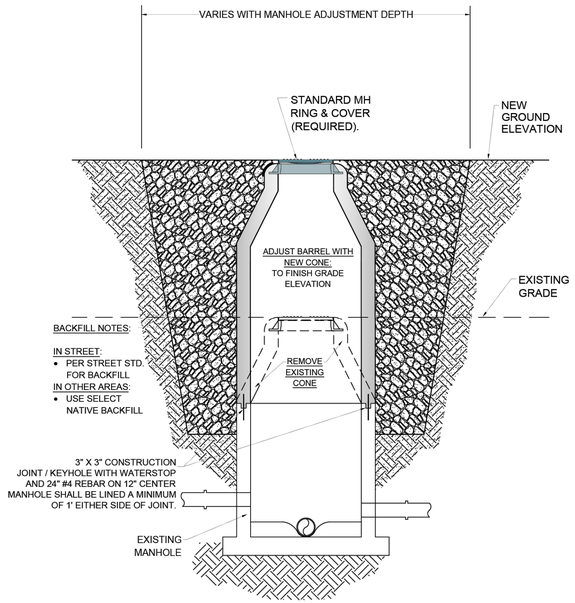

SANITARY SEWER DETAILS: SS09

THE CITY OF WATER B UTILITIES BENTONVILLE

3200 SW MUNICIPAL DR.
Bentonville, AR 72712
Ph: (479) 271-3140
www.bentonvillear.com

SAN.SEWER DETAILS

CALL BEFORE YOU DIG 1-800-482-8998 ARKANSAS ONE-CALL SYSTEM

REVISION:
2026

NOTES:

DRAWN BY: JS	DATE: 08/27/2024
APPROVED BY: AW	DATE: 08/27/2024
SHEET NUMBER: 2	OF 2

DUPLEX PUMP CONTROL PANEL

480 V / 3 PHASE

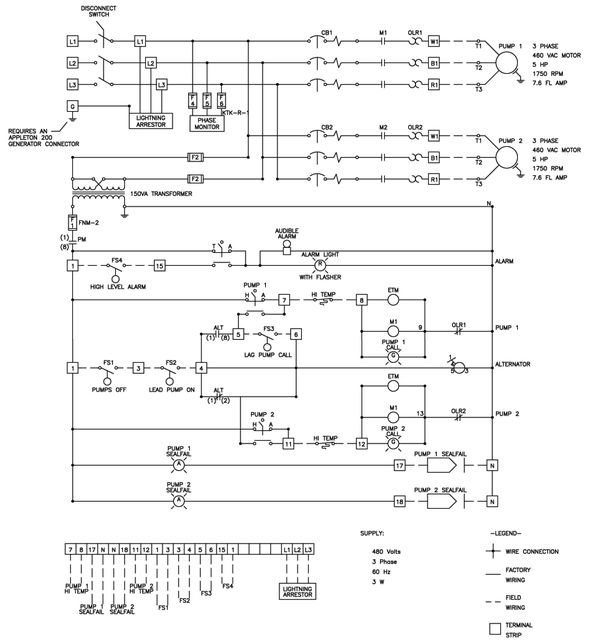

LIFT STATION DETAILS: LS01

DUPLEX PUMP CONTROL PANEL

230 V / SINGLE PHASE

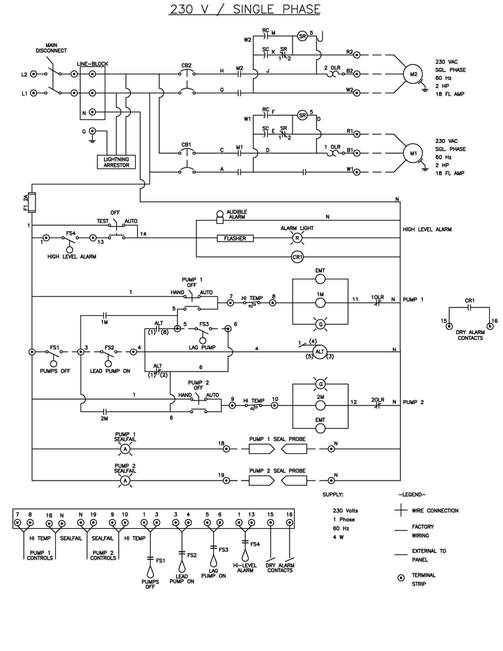

LIFT STATION DETAILS: LS02

LIFT STATION SITE DETAIL

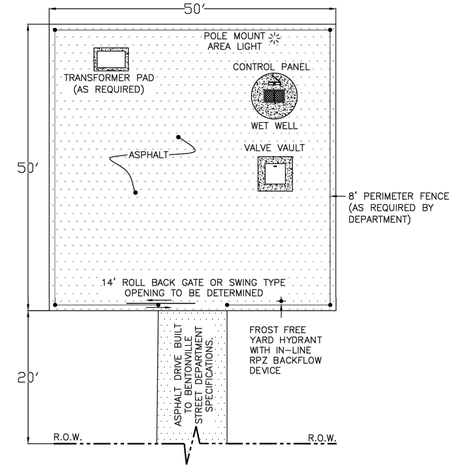

*ACTUAL SITE LAYOUT MAY VARY

BENTONVILLE WASTEWATER DEPARTMENT
LIFT STATION DETAILS ARE NOT TO
BE USED AS CONSTRUCTION PLANS

LIFT STATION DETAILS: LS03

LIFT STATION DETAIL

NON-CLOG PUMPS 5 HP AND UP

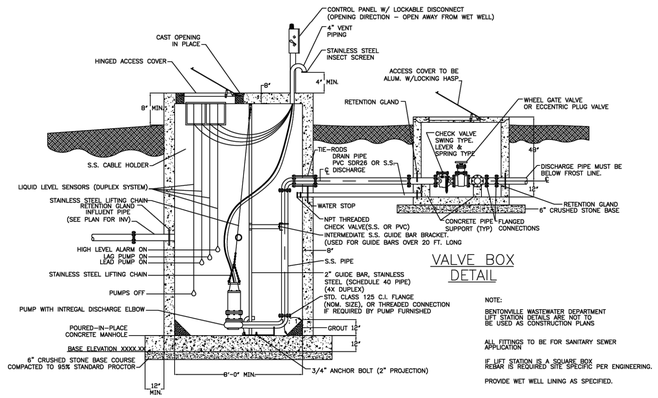

LIFT STATION DETAILS: LS04

LIFT STATION DETAIL

GRINDER PUMPS 5 HP AND LESS

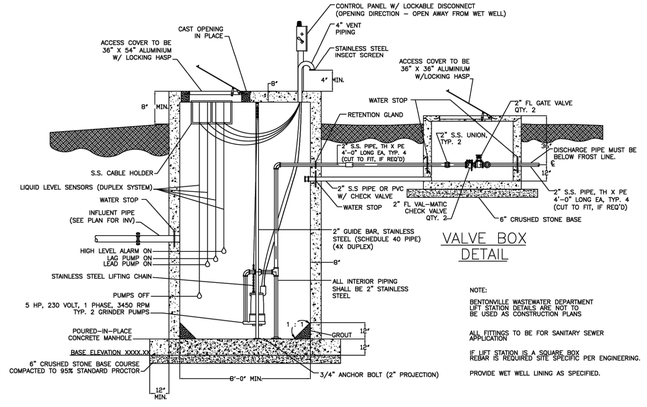

LIFT STATION DETAILS: LS05

WET WELL AND VALVE VAULT

TOP SLAB REINFORCEMENT DETAIL

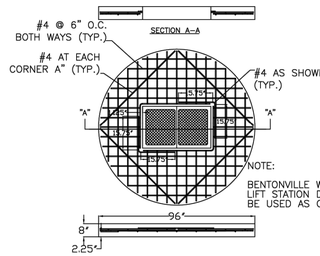

BOTTOM SLAB REINFORCEMENT DETAIL

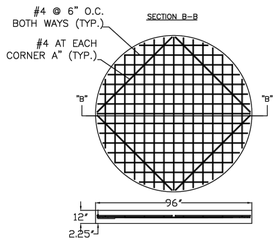

LIFT STATION DETAILS: LS06

THE CITY OF WATER UTILITIES BENTONVILLE
3200 SW MUNICIPAL DR.
Bentonville, AR 72712
Ph: (479) 271-3140
www.bentonvillear.com

LIFT STATION DETAILS

CALL BEFORE YOU DIG
1-800-482-8998
ARKANSAS ONE-CALL SYSTEM

REVISION:
2026

NOTES:

DRAWN BY: JS	DATE: 08/27/2024
APPROVED BY: AW	DATE: 08/27/2024
SHEET NUMBER: 1	OF 2

LIFT STATION VALVE VAULT DETAIL

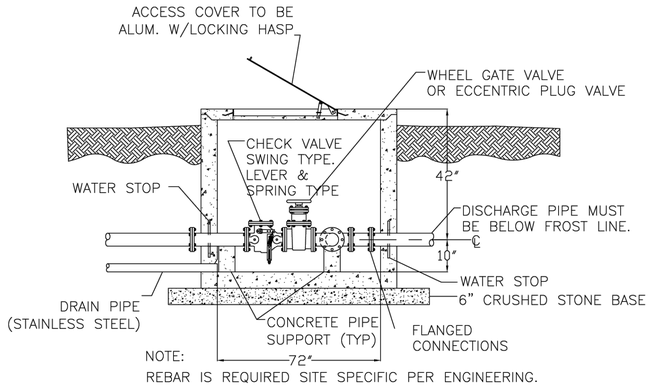

NOTE:
REBAR IS REQUIRED SITE SPECIFIC PER ENGINEERING.

LIFT STATION DETAILS: LS07

AIR VACUUM/RELEASE MANHOLE FOR FORCE MAIN

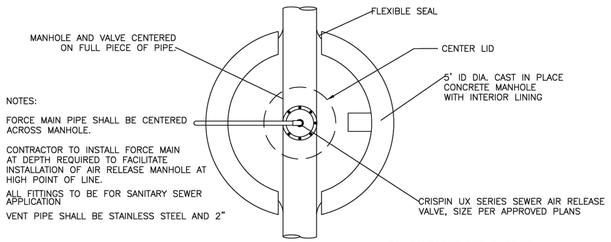

NOTES:

FORCE MAIN PIPE SHALL BE CENTERED ACROSS MANHOLE.

CONTRACTOR TO INSTALL FORCE MAIN AT DEPTH REQUIRED TO FACILITATE INSTALLATION OF AIR RELEASE MANHOLE AT HIGH POINT OF LINE.

ALL FITTINGS TO BE FOR SANITARY SEWER APPLICATION

VENT PIPE SHALL BE STAINLESS STEEL AND 2"

PLAN

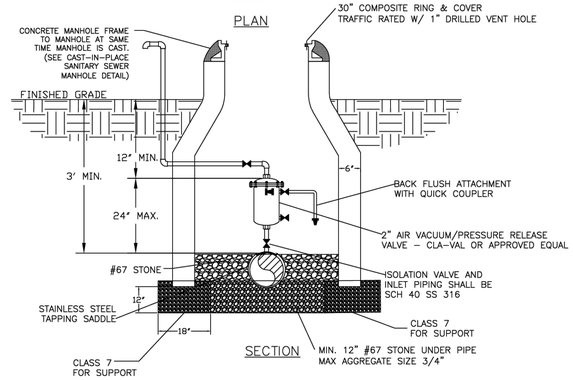

SECTION

LIFT STATION DETAILS: LS08

TYPICAL BEDDING DETAIL FOR FORCE MAIN

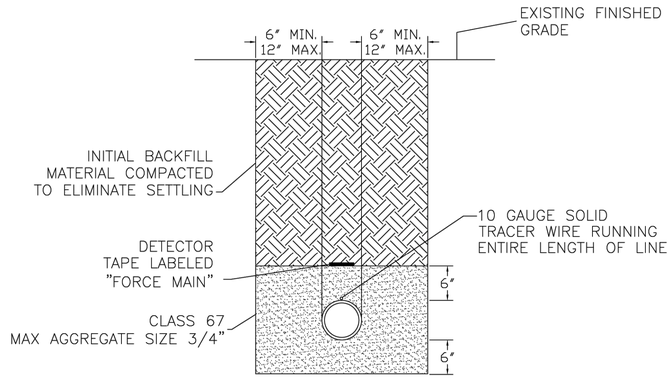

LIFT STATION DETAILS: LS09

TRACER WIRE PORT

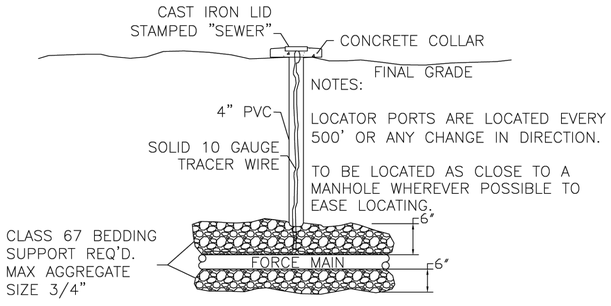

NOTES:

LOCATOR PORTS ARE LOCATED EVERY 500' OR ANY CHANGE IN DIRECTION.

TO BE LOCATED AS CLOSE TO A MANHOLE WHEREVER POSSIBLE TO EASE LOCATING.

LIFT STATION DETAILS: LS10

THE CITY OF WATER UTILITIES BENTONVILLE
3200 SW MUNICIPAL DR.
Bentonville, AR 72712
Ph: (479) 271-3140
www.bentonvillear.com

LIFT STATION DETAILS

CALL BEFORE YOU DIG 1-800-482-8998 ARKANSAS ONE-CALL SYSTEM, INC.

REVISION:
2026

NOTES:

DRAWN BY: JS	DATE: 08/27/2024
APPROVED BY: AW	DATE: 08/27/2024
SHEET NUMBER: 2	OF 2

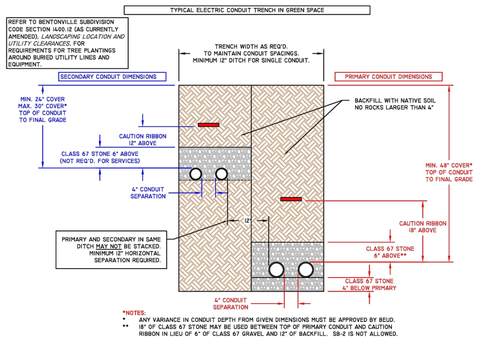

DS-1403 ELECTRIC TRENCH DETAILS SHEET 1

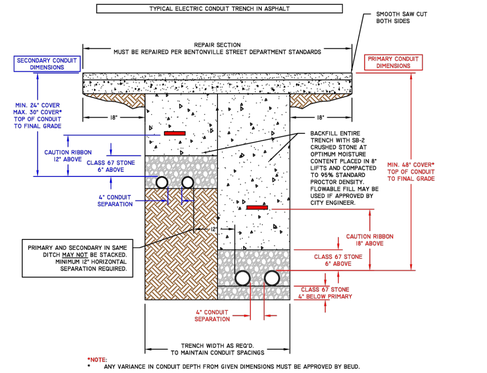

DS-1404 ELECTRIC TRENCH DETAILS SHEET 2

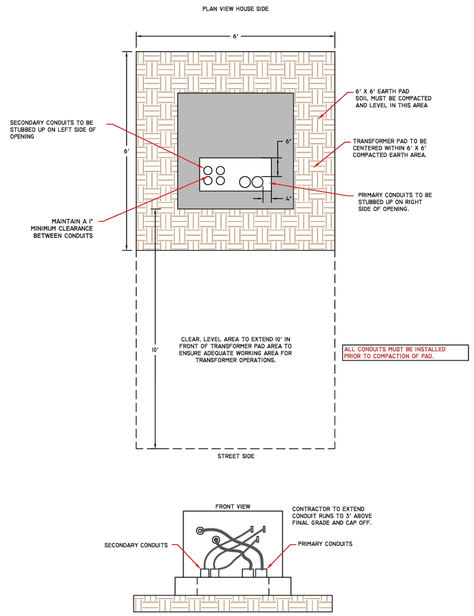

DS-1405 SINGLE PHASE TRANSFORMER SITE REQUIREMENTS

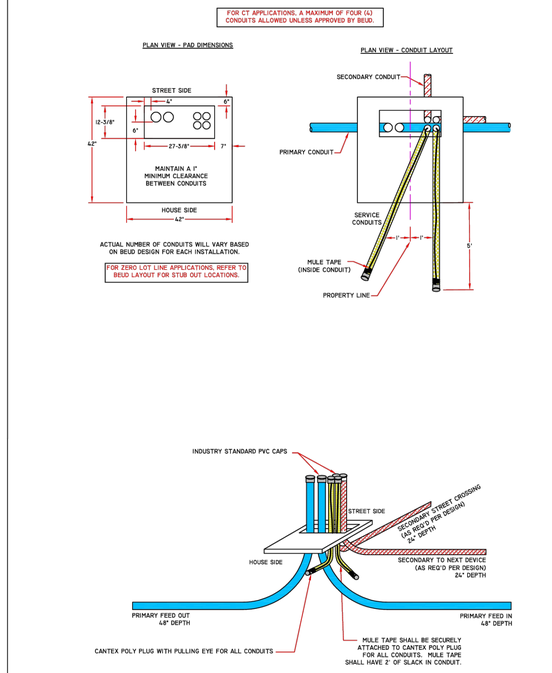

DS-1406 SINGLE PHASE TRANSFORMER PAD SMALLER THAN 100 kVA

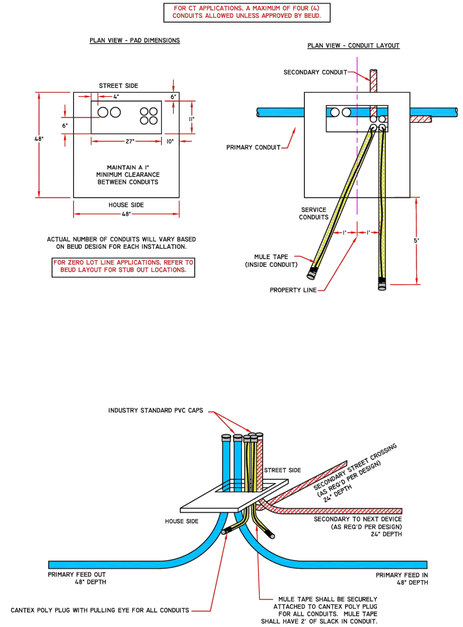

DS-1407 SINGLE PHASE TRANSFORMER PAD 100 kVA AND LARGER

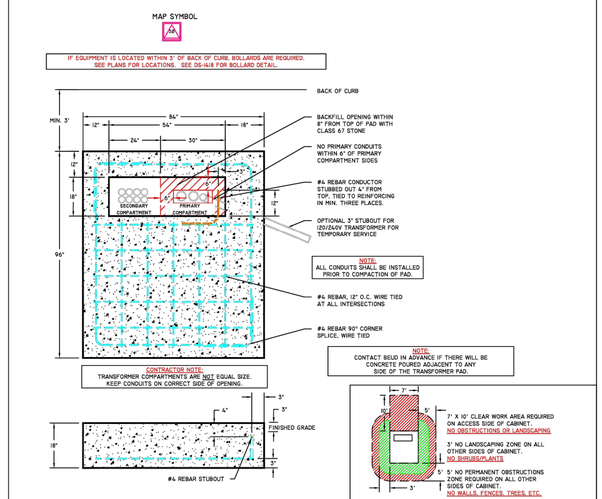

DS-1408 THREE PHASE TRANSFORMER PAD 45-1000 kVA

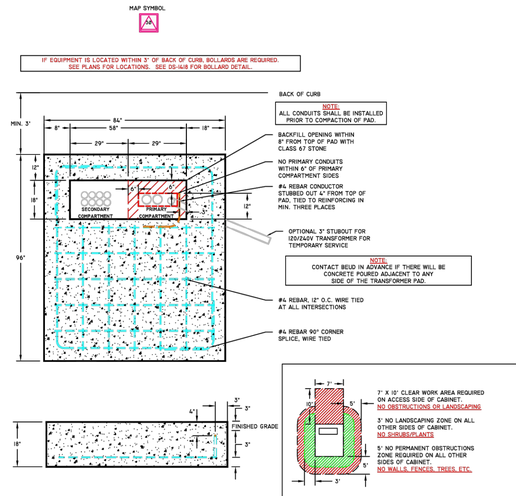

DS-1409 THREE PHASE TRANSFORMER PAD 1500-2500 kVA

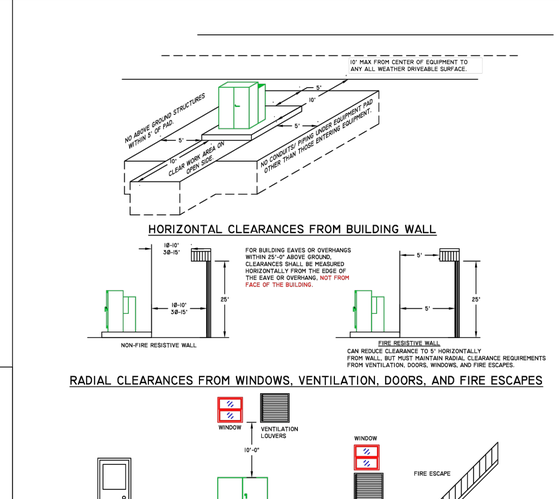

DS-1410 CLEARANCE SPECIFICATIONS FOR PADMOUNTED EQUIPMENT

608 SE 3rd Street
Bentonville, AR 72712
Ph: (479) 271-3135
www.bentonvillear.com

ELECTRIC LAYOUT

REVISION		
BEUD REVISION	1	05/05/2014
BEUD REVISION	2	07/27/2015
BEUD REVISION	3	07/07/2016
ADDED STUB OUT LOCATIONS	4	03/2019
BEUD REVISION	5	03/2019
BEUD REVISION	6	09/2024

SCAN FOR LATEST REVISION OF BEUD SPECS
www.tinyurl.com/BEUDspecs

811 Know what's below. Call before you dig.

DRAWN:	AJH	09/2024
CHECKED:	WOT	REV 5

SHEET NUMBER:

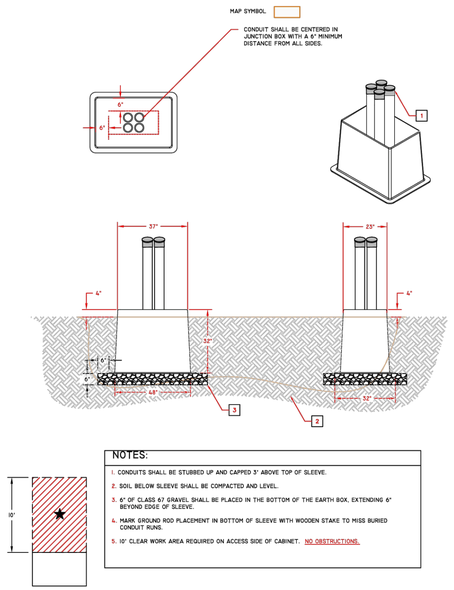

DS-1411 SINGLE PHASE PRIMARY JUNCTION BOX SLEEVE

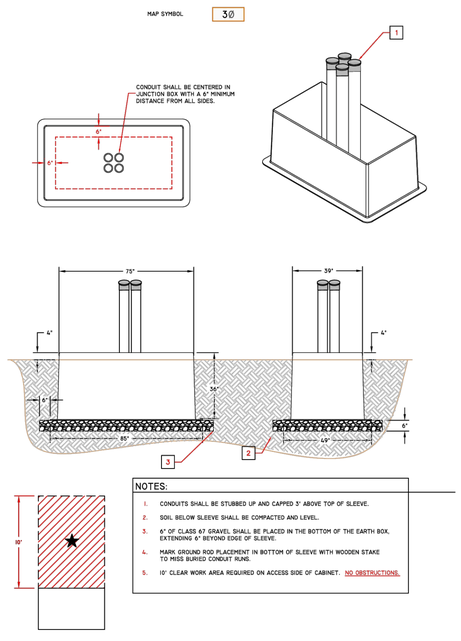

DS-1412 THREE PHASE 200A PRIMARY JUNCTION BOX SLEEVE

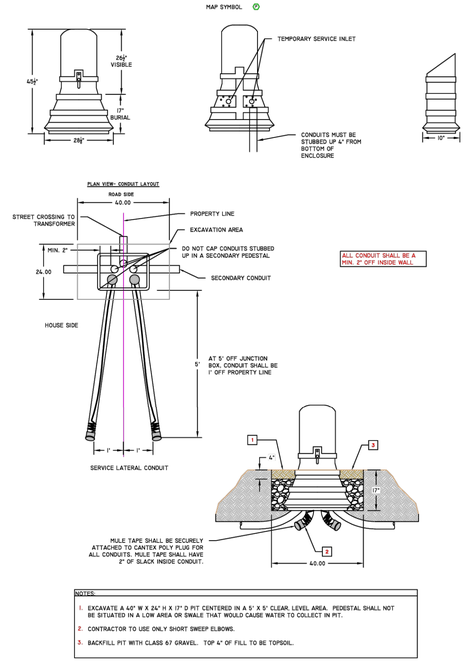

DS-1414 SECONDARY JUNCTION BOX

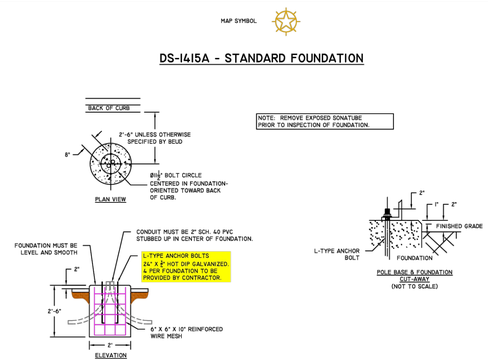

DS-1415 STREET LIGHT FOUNDATION FOR 12' RESIDENTIAL LIGHTS

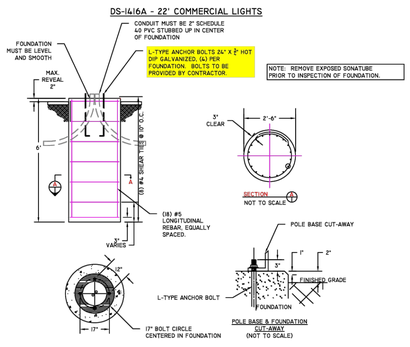

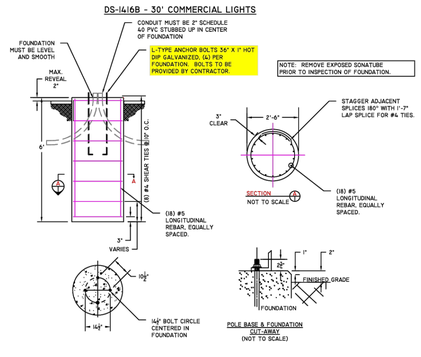

DS-1416 STREET LIGHT FOUNDATION FOR 22' AND 30' COMMERCIAL LIGHTS

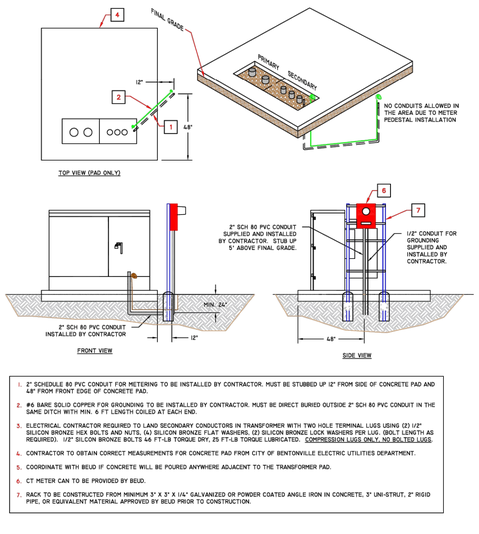

DS-1417 TRANSFORMER PAD AND METER CONFIGURATION FOR CT'S ON SPADES

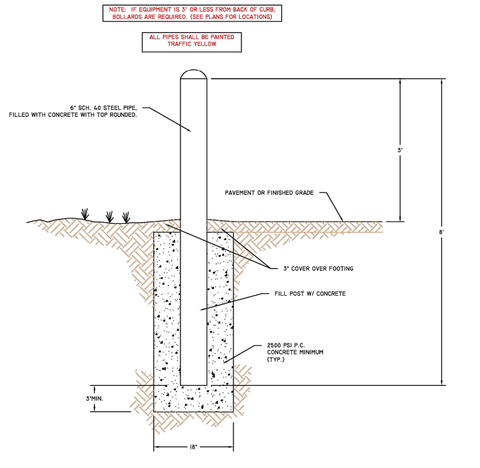

DS-1418 PIPE BOLLARD DETAIL

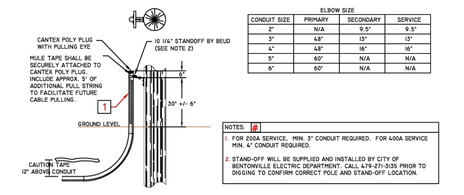

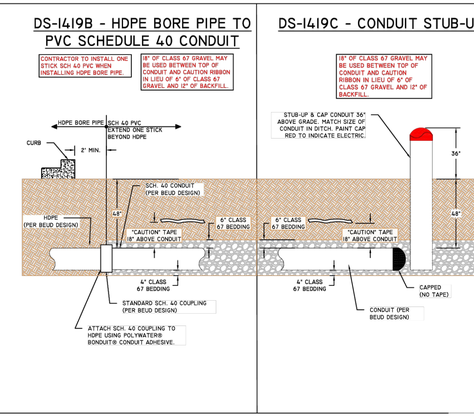

DS-1419 CONDUIT INSTALLATION DETAILS

THE CITY OF BENTONVILLE
608 SE 3rd Street
Bentonville, AR 72712
Ph: (479) 271-3135
www.bentonvillear.com

ELECTRIC LAYOUT

REVISION	DATE
BEUD REVISION	05/09/2006
BEUD REVISION	05/07/2015
BEUD REVISION	07/2017
BEUD CLARIFICATIONS	05/2018
BEUD REVISION	09/2024

SCAN FOR LATEST REVISION OF BEUD SPECS
www.tinyurl.com/BEUDspecs

811 Know what's below. Call before you dig.

DRAWN: AJH	09/2024
CHECKED: WDT	REV 5

SHEET NUMBER: 2

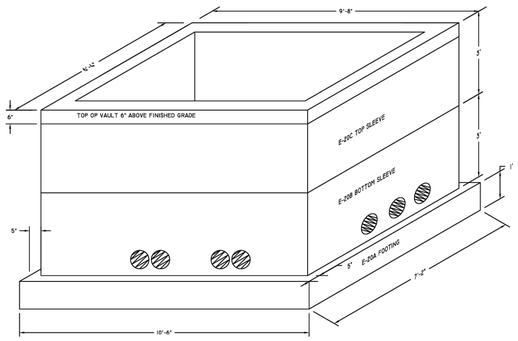

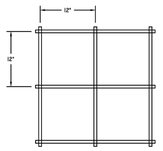

STEEL REINFORCING GRID REQUIRED USING #4 REBAR AT 12" O.C. THROUGHOUT

CONTRACTOR SHALL COVER EACH UNUSED HOLES INDIVIDUALLY. NO GLUE SHALL BE USED.

DS-1420 PADMOUNT SWITCHGEAR VAULT ASSEMBLY

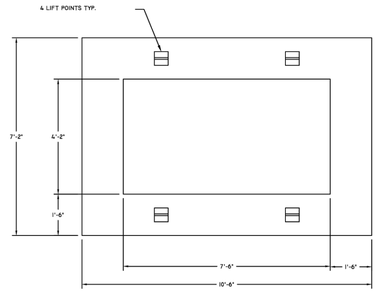

TOP VIEW



FRONT VIEW

NOTE: CLASS 67 STONE MUST NOT BE INSTALLED ANY HIGHER THAN 2" FROM TOP OF FOOTING.

FOOTER WEIGHT: 3,200 LBS

DS-1420A PADMOUNT SWITCHGEAR VAULT FOOTER

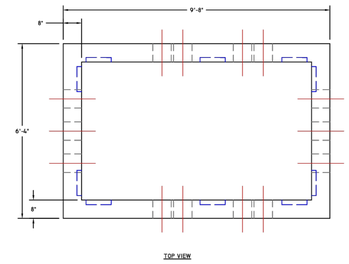

TOP VIEW

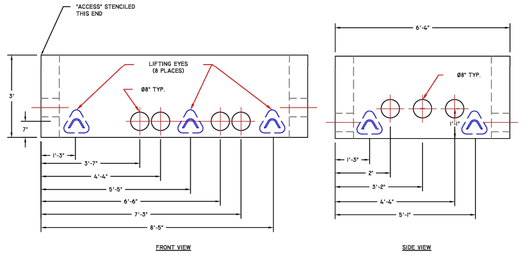

FRONT VIEW SIDE VIEW

BOTTOM SLEEVE WEIGHT: 8,900 LBS

DS-1420B PADMOUNT SWITCHGEAR BOTTOM SLEEVE

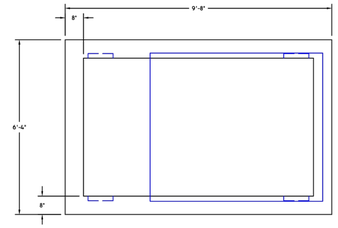

TOP VIEW

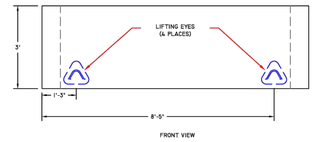

FRONT VIEW

TOP SLEEVE WEIGHT: 9,200 LBS

DS-1420C PADMOUNT SWITCHGEAR TOP SLEEVE

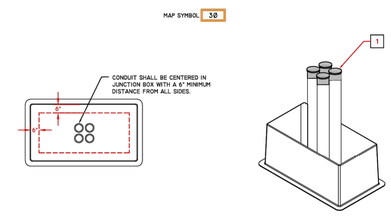

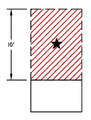

NOTES:
1. CONDUITS SHALL BE STUBBED UP AND CAPPED 3' TOP OF SLEEVE.
2. SOIL BELOW SLEEVE SHALL BE COMPACTED AND LEVEL.
3. 6" OF CLASS 67 GRAVEL SHALL BE PLACED IN THE BOTTOM OF THE EARTH BOX, EXTENDING 6" BEYOND EDGE OF SLEEVE.
4. MARK GROUND ROD PLACEMENT IN BOTTOM OF SLEEVE WITH WOODEN STAKE TO MISS BURIED CONDUIT RUNS.
5. 10' CLEAR WORK AREA REQUIRED ON ACCESS SIDE OF CABINET. NO OBSTRUCTIONS.

DS-1413 THREE PHASE 600A PRIMARY JUNCTION BOX SLEEVE

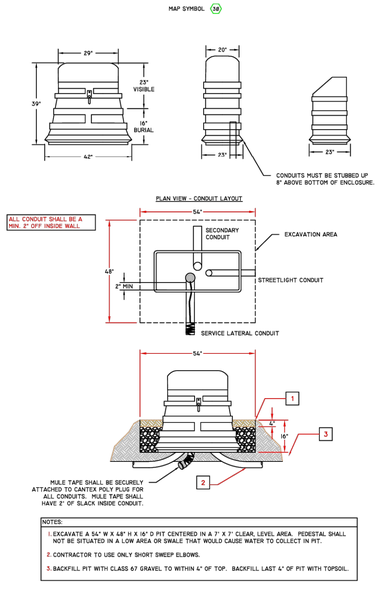

NOTES:
1. EXCAVATE A 54" W X 48" H X 16" D PIT CENTERED IN A 7' X 7' CLEAR, LEVEL AREA. PEDESTAL SHALL NOT BE SITUATED IN A LOW AREA OR SWALE THAT WOULD CAUSE WATER TO COLLECT IN PIT.
2. CONTRACTOR TO USE ONLY SHORT SWEEP ELBOWS.
3. BACKFILL PIT WITH CLASS 67 GRAVEL TO WITHIN 6" OF TOP. BACKFILL LAST 6" OF PIT WITH TOPSOIL.

DS-1414-1 THREE PHASE SECONDARY JUNCTION BOX

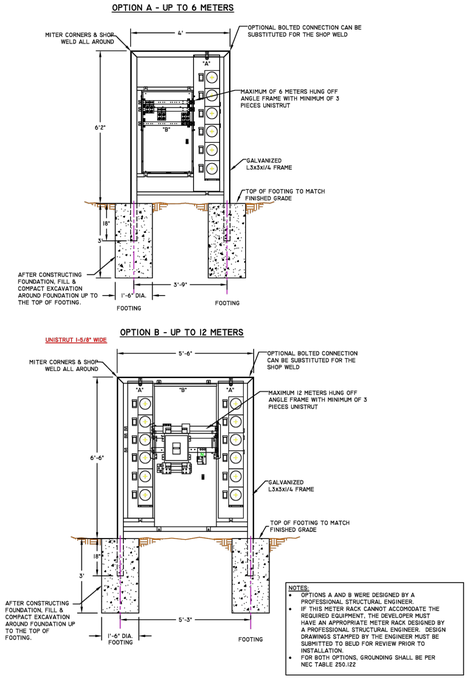

NOTES:
- OPTIONS A AND B WERE DESIGNED BY A PROFESSIONAL STRUCTURAL ENGINEER.
- IF THIS METER RACK CANNOT ACCOMODATE THE REQUIRED EQUIPMENT, THE DEVELOPER MUST HAVE AN APPROPRIATE METER RACK DESIGNED BY A PROFESSIONAL STRUCTURAL ENGINEER. DESIGN DRAWINGS STAMPED BY THE ENGINEER MUST BE SUBMITTED TO BEUD FOR REVIEW PRIOR TO INSTALLATION.
- FOR BOTH OPTIONS, GROUNDING SHALL BE PER NEC TABLE 250.122

DS-1024 SINGLE PHASE FREE STANDING METER RACK

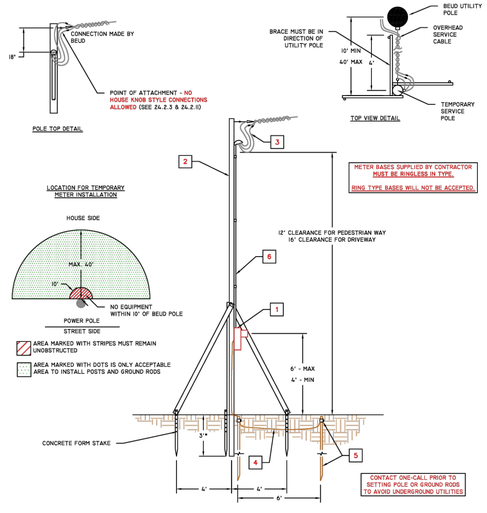

NOTES:
1. RINGLESS METER SOCKET FURNISHED AND INSTALLED BY CUSTOMER USING MINIMUM (2) 2 IN WOOD SCREWS. SEAL ALL HOLES. METER PROVIDED BY BEUD.
2. PROVIDE A MINIMUM 4"X4" STRUCTURE THAT PROVIDES ADEQUATE CLEARANCES FOR SPECIFIC INSTALLATION THAT IS STRUCTURALLY SOUND.
3. MINIMUM CONDUCTORS ALLOWED #6 COPPER OR #4 ALUMINUM, NEUTRAL SHALL BE IDENTIFIED. MINIMUM LENGTH OF CONDUCTOR EXTENDING 2 FEET.
4. GROUNDING CONDUCTOR MINIMUM SIZE #6 SOLID COPPER AND SHALL BE BURIED. GROUNDING CONDUCTOR MUST BE CONTINUOUS.
5. CUSTOMER TO FURNISH AND INSTALL (2) 5/8" DIA. X 8' DRIVEN GROUND RODS, COPPER OR COPPER CLAD. 2 LOCATIONS PER NEC 250.53(A)(2). USE COPPER OR BRONZE GROUND ROD CONNECTORS OR CLAMPS.
6. GALVANIZED RIGID STEEL, IMC, OR PVC SCHEDULE 80 CONDUIT.

DS-1001 BRACED TEMPORARY SERVICE POLE

608 SE 3rd Street
Bentonville, AR 72712
Ph: (479) 271-3135
www.bentonvillear.com

ELECTRIC LAYOUT

REVISION	BY	DATE
BEUD REVISION	KC	05/07/2014
BEUD REVISION	KC	07/27/2015
BEUD REVISION	KC	10/2015
BEUD CLARIFICATIONS	KC	12/2017
BEUD REVISION	KC	04/2019
BEUD REVISION	KC	09/2024

SCAN FOR LATEST REVISION OF BEUD SPECS
www.tinyurl.com/BEUDspecs

811 Know what's below. Call before you dig.

DRAWN: AJH 09/2024
CHECKED: WOT REV 5

SHEET NUMBER: 3

FLOORING LEGEND

- 12" X 12" / 12" x 24" / 18" x 18" CERAMIC TILE - COLOR A
- CG — CORNER GUARD
- 12" X 24" CERAMIC TILE - COLOR B
- VCT TILE - COLOR A
- VCT TILE - COLOR B
- CARPET TILE

MATERIALS LEGEND

- CONCRETE
- WOOD PANELING (ELEVATION)
- SOIL/ EARTH
- GYP. BOARD
- STEEL / METAL
- PLYWOOD OR EXTERIOR SHEATHING
- RIGID INSULATION
- BATT INSULATION
- BRICK VENEER

CEILING LEGEND

- PENDANT LIGHT FIXTURE
- LINEAR RECESSED LIGHT FIXTURE
- CHAIN HUNG STRIP LIGHT
- LINEAR PENDANT LIGHT FIXTURE
- 2' x 4' FLUORESCENT LIGHT FIXTURE
- WALL-MOUNTED LIGHT FIXTURE
- RECESSED DOWN LIGHT
- OVERHEAD PROJECTOR
- GYP. BOARD CEILING
- EXHAUST HOOD
- SUPPLY AIR
- RETURN AIR
- EXIT SIGN - HATCH INDICATES EXIT
- SPRINKLER
- SMOKE DETECTOR
- HEAT DETECTOR

FLOOR PLAN LEGEND

- 0 — COLUMN GRID
- 1 / A101 SIM — DETAIL NUMBER / SHEET LOCATION
- 1 / A101 — VIEW NUMBER / SHEET LOCATION
- 1 / A101 SIM — SECTION NUMBER / SHEET LOCATION
- Level Name / Elevation — REFERENCE ELEVATION
- 1i / 1'-0" A.F.F. — CEILING MATERIAL / CEILING HEIGHT
- ROOM / 100 — ROOM NAME / ROOM NUMBER
- A100 / A1 — ELEVATION TAG
- 1A — PARTITION TYPE
- TA-1 — TOILET ACCESSORY TYPE
- 101 — DOOR NUMBER
- AL-XX — FRAME TYPE
- 1 — REVISION TAG
- FEC — FIRE EXTINGUISHER CABINET
- F.E. — FIRE EXTINGUISHER
- INSULATED PANELS CONSTRUCTED OF 20 GA BRUSHED SS FACE, SS MOULDING AND 1" FIREPROOF MINERAL WOOL INSULATION CORE

DRAWING ABBREVIATIONS

AB Anchor Bolt
ACS Architectural Cast Stone
ACT Acoustical Ceiling Tile
AD Area Drain
ADD Addendum
ADD'L Additional
ADJ Adjacent
AFF Above Finished Floor
AGGR Aggregate
ALUM Aluminum
ALT Alternate
ANOD Anodized
AP Access Panel
APPROX Approximate
ARCH Architectural
AWP Acoustical Wall Panel
BB Bulletin Board
B.M. Bench Mark
BD Board
BETW Between
BF Backface
BG Bumper Guard
BL Bed Locator
BL Building Line
BLDG Building
BLKG Blocking
BM Beam
BOT Bottom
BR Bumper Rail
BRD Marker Board/ Chalk Board
BRG Bearing
BRK Brick
BSMT Basement
BU ROD Back-Up Rod
BUR Built-Up Roof
BW Bearing Wall
C Compact Parking Space
CDR Card Reader
CEM Cement
CGD Corner Guard
CJ Control Joint
CL Center Line
CLG Ceiling
CLR Clear
CMB Concrete Masonry Base
CMTS Cementitious
CMU Concrete Masonry Unit
COL Column
COMM Communications
CONC Concrete
CONN Connection
CONST Construction
CONT Continuous
COORD Coordinate
CORR Corridor
CPT Carpet
CR Crash Rail
CRJ Construction Joint
CRT Ceramic Tile
CSK Countersunk
CTD Centered
CTR Center
CW Curtain Wall
D Depth
DBA Deformed Bar Anchor
DET Detail
DF Drinking Fountain
DIA Diameter
DIAPH Diaphragm
DIM Dimension
DISP Dispenser
DJ Deflection Joint
DK Desk
DL Dead Load
DN Down
DS Down Spout
DS Dishwasher
DWG Drawing
DWGS Drawings
DWLS Dowels
EA Each
EF Each Face
EIFS Exterior Insulation and Finish System
EJ Expansion Joint
EL Elevation
ELEC Electric
ELEV Elevator
EQ Equal
EQUIP Equipment
ESC Escalator
EW Each Way
EWC Electric Water Cooler
EXIST Existing
EXP BLT Expansion Bolt
EXT Exterior
FD Floor Drain
FDN Foundation
FE Fire Extinguisher
FEC Fire Extinguisher Cabinet
FF Finish Floor
FHC Fire Hose Cabinet
FIN Finish
FLR Floor
FMH Fume Hoods
FOS Face of Stud
FS Far Side
FT Foot
FTG Footing
FV Field Verify
FVC Fire Valve Cabinet
FXS Fixed Seating
GA Gauge
GALV Galvanized
GB Grade Beam
GDC Ground Concrete
GEN General
GFRC Glass-Fiber Reinforced Concrete
GI Galvanized Iron
GL Glass
GLS Glass Mosaic Tile
GND Ground
GRG Glass- Reinforced Gypsum
GRT Grout
GYP BD Gypsum Board
HB Hose Bib
HDW Hardware
HDWD Hardwood
HK Hook
HM Hollow Metal
HOR Horizontal
HP High Point
HR Hour
HS Headed Stud
HSKP Housekeeping
HT Height
HW Hand Wash
ID Inside Diameter
IM Ice Machine
INSUL Insulation
INT Interior
IPC Interior Paint Color
IPT Interior Paint
JT Joint
K Kips (1000 LB)
KO Knock-Out
KP Kickplate
KPD Keypad
KSP Kips Per Square Foot
L Angle
LAV Lavatory
LG Long
LKB Lockable
LKR Locker
LL Live Load
LLH Long Leg Horizontal
LLV Long Leg Vertical
LOC Location
LP Low Point
LT Light
LVT Luxury Vinyl Tile
LWC Lightweight Concrete
MAS Masonry
MATL Material
MAX Maximum
MBL Marble
MECH Mechanical
MEMB Membrane
MFG Manufacturer
MISC Miscellaneous
MO Masonry Opening
MOD BIT Modified Bitumen
MOD Modified
MSL Mean Sea Level
MTL Metal
MW Microwave
N/A Not Applicable
NA Not Available
NIC Not in Contract
NOM Nominal
NS Near Side
NTS Not to Scale
NWC Normal Weight Concrete
OA Over All
OC On Center
OD Outside Diameter
OD Overflow Drain
OFCI Owner Furnished, Contractor Installed
OFOI Owner Furnished, Owner Installed
OH Opposite Hand
OPNG Opening
OPP Opposite
OSF Outside Face
PL Plastic Laminate
PC Precast Concrete
PCF Pounds per Cubic Foot
PCT Porcelain Tile
PENT Penthouse
PL Property Line
PL Plate
PLUMB Plumbing
PLYWD Plywood
PP Push Plate
POL Polished
PORT CEM Portland Cement
PR Pair
PREFAB Prefabricated
PRP Plastic Resin Panel
PSF Pounds per Square Foot
PSI Pounds per Square Inch
PT Point
PTB Porcelain Tile Base
PTD Painted
R Riser
RAD Radius
RAF Rubberized Asphalt Flashing
RAM Rubberized Asphalt Membrane
RAU Rubberized Asphalt Underlayment
RB Rubber Base
RBB Rubber Base
RBT Rubber Tile
RCP Reflected Ceiling Plan
RD Roof Drain
REBAR Reinforcing Bar
RECP Receptacle
REF Refer or Reference
REINF Reinforcing
RELOC Relocate/ Relocated
REQ'D Required
RFVC Recessed Fire Valve Cab
RM Room
RO Rough Opening
SAB Sound Attenuation Blanket
SBC Standard Building Code
SCHED Schedule
SDL Superimposed Dead Load
SECT Section
SHT Sheet
SHWR Shower
SIM Similar
SLC Sealed Concrete
SO Structural Opening
SOG Slab on Grade
SP Stand Pipe
SPA Space or Spacing
SPEC Specification
SQ Square
SSC Solid Surface
SS Stainless Steel
STA Station
STC Sound Transmission Class
STC Stained Concrete
STD Standard
STIFF Stiffener
STIR Stirrup
STL Steel
STRUC Structural
SWC Specialty Wall Covering
SYM Symmetrical
SVL - Sheet Vinyl
SYS System
T Tread
T&B Top and Bottom
TB Twin Bed
TC Top of Curb
TEL Telephone
TEMP Temperature
TH Threshold
THK Thick
TLP Toilet Partition
TLT Toilet
TOB Top of Beam
TOC Top of Concrete
TOF Top of Footing
TOP Top of Parapet
TOS Top of Slab
TOSTL Top of Steel
TRZ Poured Terrazzo
TT Treatment Table
TW Top of Wall
TYP Typical
UNO Unless Noted Otherwise
VAR Varies
VCT Vinyl Composition Tile
VERT Vertical
VEST Vestibule
VIF Verify In Field
VWC Vinyl Wall Covering
W/ With
W/O Without
W Width
W.P. Waterproof(ing)
WD Wood
WDM Wood Millwork
WF Wide Flange
WL Wind Load
WKS Walk Off System
WNB Window Blinds
WP Work Point
WT Whirlpool Tub
WWF Welded Wire Fabric
WWF Welded Wire Fabric

Dirtworks
561 SEVENTH AVENUE FLOOR 11
NEW YORK, NY 10018
(212) 589 2263

WER ARCHITECTS
901 WEST THIRD STREET
LITTLE ROCK, AR 72201
(501) 374 5300

CONSULTANTS

CIVIL ENGINEERS
CRAFTON TULL & ASSOCIATES, INC.
901 N. 47TH STREET, SUITE 400
ROGERS, AR 72756
(479) 636 4838

MEP ENGINEERS
INSIGHT ENGINEERING
322 S STATE STREET, STE 201
LITTLE ROCK, AR 72201
(501) 237 3077

STRUCTURAL ENGINEERS
ENFRA TME, LLC
BUILDING 2, 1 ALLIED DRIVE, STE 2600
LITTLE ROCK, AR 72202
(501) 666 6776

FOOD SERVICE CONSULTANT
MCKAY-LANE CONSULTING, LTD
1807 DODSON AVE
FT. SMITH, AR 72901
(479) 629 4572

ACOUSTICAL ENGINEERS
ACENTECH
620 W. GERMANTOWN PIKE, STE. 210
PLYMOUTH MEETING PA 19462
(215) 245 8244

PROJECT TITLE

CENTRAL HOUSE & GARDEN

BENTONVILLE, AR

PROJECT NUMBER: 31483

#	ISSUED FOR	DATE
	FINAL CD's	10/2/2026

KEY PLAN

SIGN & SEAL

WITTSELL EVANS & RASCO P.A. REGISTERED ARCHITECTS NO 6749 ARKANSAS

DRAWN BY

CHECKED BY

SHEET TITLE

GENERAL INFORMATION

SHEET NUMBER

G001

BUILDING CODE ANALYSIS

APPLICABLE CODES

CITY OF BENTONVILLE AMENDMENTS TO THE 2021 ARKANSAS FIRE PREVENTION CODE, VOLUME 1 (Fire)
2021 ARKANSAS FIRE PREVENTION CODE, VOLUME 1 (2021 IFC w/amendments)
2021 ARKANSAS FIRE PREVENTION CODE, VOLUME 2 (2021 IBC w/amendments)
2021 ARKANSAS MECHANICAL CODE (2021 IMC w/amendments)
2020 ARKANSAS NATIONAL ELECTRICAL CODE (2020 NFPA 70, NEC w/amendments)
2024 CITY OF BENTONVILLE ELECTRIC UTILITIES ELECTRIC SPECIFICATIONS (Revision 5)
2018 ARKANSAS PLUMBING CODE (2018 IPC w/amendments)
2018 ARKANSAS FUEL GAS CODE (2018 IFGC)
2014 ARKANSAS ENERGY CODE (2009 IECC)
2026 BENTONVILLE ARKANSAS COMMUNITY CODE
1994 MUNICIPAL CODE OF THE CITY OF BENTONVILLE, ARKANSAS (w/amendments)

PROJECT DESCRIPTION

Rehabilitation of a 7-acre residential property as a park/recreation area with a restaurant as a park amenity.
The property includes the following structures:
- Main building: Existing two-story house with new addition to be rehabilitated as a restaurant and business offices.
- Maintenance building: Existing one-story freestanding garage to be rehabilitated as maintenance storage and offices.
- Greenhouse: New one-story freestanding prefabricated horticultural building; will have occasional educational programming.
- Garden shed: New one-story freestanding storage building.

MAIN BUILDING

Construction Type: V-B (Protected) (602.5, Table 601)

Primary Occupancy Classification: Group A-2, Assembly (303.3)
Secondary Occupancy Classifications: See Accessory Occupancies

Accessory Occupancies
- Business: B (860 sf) >10% of Floor (304.1)
- Low-hazard Storage: S-2 (2,367 sf) >10% of Floor (311.3)

Sprinkler System: Building is fully sprinklered (903.2.1.2)

Standpipes: Building <30' to highest floor; Not Required (905.3.1)

Fire Alarm: Building will have manual fire alarm system with occupant notification system (907.2.1)

Allowable Heights and Areas: A-2 occupancy, Construction type V-B, sprinklered
- Allowable Height: 60', 2 Stories (Tables 504.3 & 504.4)
- Allowable Area per Floor: SM – 112,500 sf/ Story for A-2 Occ. (Table 506.2)
- Height Modifications: Not Required

Allowable Area Determination: (Mixed-occupancy building) (506.2)
Aa = [At +(NS x If)] (506.2.1: Eq. 5-3)
Aa = [90,000 + (30,000 x 0.75)] = 112,500 sf

Actual Building Characteristics:
- Square Footage (measured to inside face of exterior wall) (503.1)
- FIRST FLOOR 4,326 sf
- SECOND FLOOR 860 sf
- MECH BASEMENT 2,367 sf
- TOTAL AREA 7,553 sf
- Building Height – 27 feet (503.1)

Fire Resistance Ratings for Building Elements: (Table 601)

Building Classification:	Group A-2, Type V-B Construction	(303.3)
Primary structural frame	0	
Bearing walls	0	
Exterior	0	
Interior	0	
Exterior nonbearing walls and partitions	0	(Table 705.5)
Interior nonbearing walls in partitions	0	
Floor Construction	0	
Roof Construction	0	

Fire Resistance Rating of Exterior Walls: (UP, S) (Tables 705.5 and 705.8)
- North Wall > 30' to assumed property line: 0hr wall and No Limit on unprotected openings
- South Wall > 30' to assumed property line: 0hr wall and No Limit on unprotected openings
- West Wall > 30' to assumed property line: 0hr wall and No Limit on unprotected openings
- East Wall > 30' to assumed property line: 0hr wall and No Limit on unprotected openings

Shafts and Dampers:
- Shafts shall be Fire Barriers of 1-hour for 3 stories (713.2 & 713.4)
- Duct Penetrations per 717 (713.10)
- Where HVAC is Fully Ducted & 26ga, in Sprinklered Building, Fire Dampers not required. (717.5.2)

Fire Protection:
- Building will be Type V-B Fire Protected building, fully sprinklered

Egress:

Egress Width per Occupant		
Stairways	0.2" / Occupant	(1005.3.1, Ex1)
Other egress components	0.15"/ Occupant	(Table 1005.3.2, Ex1)
Max occ load with one means of egress	49 occ.	(Table 1006.2.1)
Max Common Path of Egress Travel (B)	75 feet	(Table 1006.2.1)
Unoccupied Mech Room not required to comply with Common POT distance		(1006.2.1, Ex 3)
Minimum number of exits per Story	2 (1-500 / Story)	(Table 1006.3.3)
Maximum Distance of Travel	250 feet Max	(Table 1017.2)
Corridor Fire-Resistance Rating	Not Rated	(Table 1020.2)
Max dead-end corridor	20 feet	(1020.5)
Area of Refuge	Not Required with SPK	(1009.3.3, Ex 2)
Two-way Comm System at Elevator	Required at each non-service elev.	(1009.8)

Occupancy Calculations:
- BASEMENT
- S-2 Occupancy 2,367 sf @ 1:300 = 7 Occupants
- **Basement Total** 2,367 sf **7 Occupants**

FIRST FLOOR
A-2 Unconcentrated (tables and chairs)
- The Bistro 169 sf @ 1:15 = 11 Occupants
- Fireplace Room 305 sf @ 1:15 = 20 Occupants
- Garden Room 642 sf @ 1:15 = 42 Occupants
- Secret Garden 202 sf @ 1:15 = 13 Occupants

A-2 Standing space
- Entry/ Gallery 302 sf @ 1:5 = 60 Occupants
- Order/Pick-up 530 sf @ 1:5 = 106 Occupants
- Kitchens, commercial: 4,326 sf @ 1:200 = 21 Occupants
- **First Floor Total** 4,326 sf **273 Occupants**

SECOND FLOOR
- B Occupancy 860 sf @ 1:150 = 5 Occupants
- **Second Floor Total** 860 sf **5 Occupants**

Miscellaneous Provisions:

Interior Finishes		
Stairs and Passageways	Class B	(Table 803.13)
Corridors	Class B	(Table 803.13)
Rooms and Enclosed Spaces	Class C	(Table 803.13)
Concealed insulation		
Flame Spread	not more than 25	(803.1.2)
Smoke Developed	not more that 450	(803.1.2)
Blocking may be wood (not fire treated)		(603.1, Ex. 14)
Masonry chimney flue liner	Not required; to be decommissioned	(605.2.1.1)

MAINTENANCE BUILDING

Construction Type: V-B (Unprotected) (602.5, Table 601)

Primary Occupancy Classification: Group S-1, Moderate-hazard Storage, Assembly (311.2)
Secondary Occupancy Classifications: Group B, Business (304.1)

Sprinkler System: Not Required (903.2.9)

Fire Alarm: Building will have manual fire alarm system with occupant notification system (907.2.1)

Allowable Heights and Areas: S-1 occupancy, Construction type V-B
- Allowable Height: 40', 1 Story (Tables 504.3 & 504.4)
- Allowable Area per Floor: NS – 15,750 sf (Table 506.2)
- Height Modifications: Not Required

Allowable Area Determination: (Mixed-occupancy building) (506.2)
Aa = [At +(NS x If)] (506.2.1: Eq. 5-3)
Aa = [9,000 + (9,000 x 0.75)] = 15,750 sf

Actual Building Characteristics:
- Square Footage (measured to inside face of exterior wall) (503.1)
- FIRST FLOOR 1,258 sf
- Building Height – 17 feet (503.1)

Fire Resistance Ratings for Building Elements: (Table 601)

Building Classification:	Group S-1, Type V-B Construction	(311.2)
Primary structural frame	0	
Bearing walls	0	
Exterior	0	
Interior	0	
Exterior nonbearing walls and partitions	0	(Table 705.5)
Interior nonbearing walls in partitions	0	
Floor Construction	0	
Roof Construction	0	

Fire Resistance Rating of Exterior Walls: (UP, S) (Tables 705.5 and 705.8)
- North Wall > 30' to assumed property line: 0hr wall and No Limit on unprotected openings
- South Wall > 30' to assumed property line: 0hr wall and No Limit on unprotected openings
- West Wall > 30' to assumed property line: 0hr wall and No Limit on unprotected openings
- East Wall > 30' to assumed property line: 0hr wall and No Limit on unprotected openings

Egress:

Egress Width per Occupant		
Stairways	0.2" / Occupant	(1005.3.1, Ex1)
Other egress components	0.15"/ Occupant	(Table 1005.3.2, Ex1)
Max occ load with one means of egress	29 occ.	(Table 1006.2.1)
Max Common Path of Egress Travel	75 feet	(Table 1006.2.1)
Minimum number of exits per Story	2 (1-500 / Story)	(Table 1006.3.3)
Maximum Distance of Travel	200 feet Max	(Table 1017.2)
Corridor Fire-Resistance Rating	Not Rated	(Table 1020.2)
Max dead-end corridor	20 feet	(1020.5)

Occupancy Calculations:
- FIRST FLOOR
- S-1 Occupancy 1,258 sf @ 1:300 = 4 Occupants
- B Occupancy 1,258 sf @ 1:150 = 8 Occupants
- First Floor Total 1,258 sf **12 Occupants**

Miscellaneous Provisions:

Interior Finishes		
Stairs and Passageways	Class B	(Table 803.13)
Corridors	Class B	(Table 803.13)
Rooms and Enclosed Spaces	Class C	(Table 803.13)
Blocking may be wood (not fire treated)		(603.1, Ex. 14)

GREENHOUSE

Construction Type: V-B (Unprotected) (602.5, Table 601)

Primary Occupancy Classification: Group U, Utility and Miscellaneous (311.1.1)
Secondary Occupancy Classifications: Group B, Business* (304.1)
* Occasional adult educational workshops/events

Sprinkler System: Not Required (903.2.9)

Fire Alarm: Not Required (907.2.2)

Allowable Heights and Areas: U occupancy, Construction type V-B
- Allowable Height: 40', 1 Story (Tables 504.3 & 504.4)
- Allowable Area per Floor: NS – 15,750 sf (Table 506.2)
- Height Modifications: Not Required

Allowable Area Determination: (Mixed-occupancy building) (506.2)
Aa = [At +(NS x If)] (506.2.1: Eq. 5-3)
Aa = [5,500 + (9,000 x 0.75)] = 12,250 sf

Actual Building Characteristics:
- Square Footage (measured to inside face of exterior wall) (503.1)
- FIRST FLOOR 680 sf
- Building Height: 18 feet (503.1)

Fire Resistance Ratings for Building Elements: (Table 601)

Building Classification:	Group U, Type V-B Construction	(311.1.1)
Primary structural frame	0	
Bearing walls	0	
Exterior	0	
Interior	0	
Exterior nonbearing walls and partitions	0	(Table 705.5)
Interior nonbearing walls in partitions	0	
Floor Construction	0	
Roof Construction	0	

Fire Resistance Rating of Exterior Walls: (UP, S) (Tables 705.5 and 705.8)
- North Wall > 15'-10" to assumed property line: 0hr wall and No Limit on unprotected openings
- South Wall > 30' to assumed property line: 0hr wall and No Limit on unprotected openings
- West Wall > 30' to assumed property line: 0hr wall and No Limit on unprotected openings
- East Wall > 30' to assumed property line: 0hr wall and No Limit on unprotected openings

Egress:

Egress Width per Occupant		
Stairways	0.2" / Occupant	(1005.3.1, Ex1)
Other egress components	0.15"/ Occupant	(Table 1005.3.2, Ex1)
Max occ load with one means of egress	29 occ.	(Table 1006.2.1)
Max Common Path of Egress Travel	75 feet	(Table 1006.2.1)
Minimum number of exits per Story	2 (1-500 / Story)	(Table 1006.3.3)
Maximum Distance of Travel	200 feet Max	(Table 1017.2)
Corridor Fire-Resistance Rating	Not Rated	(Table 1020.2)
Max dead-end corridor	20 feet (1020.5)	

Occupancy Calculations:
- FIRST FLOOR
- U Occupancy 680 sf @ 1:300 = 2 Occupants
- B Occupancy* 680 sf @ 1:50 = 13 Occupants
- First Floor Max 680 sf **13 Occupants**
- * Occasional adult educational workshops/events

Miscellaneous Provisions:

Interior Finishes		
Stairs and Passageways	No restrictions	(Table 803.13)
Corridors	No restrictions	(Table 803.13)
Rooms and Enclosed Spaces	No restrictions	(Table 803.13)

GARDEN SHED

Construction Type: V-B (Unprotected) (602.5, Table 601)

Primary Occupancy Classification: Group S-2, Low-hazard Storage (311.3)
Secondary Occupancy Classifications: None

Sprinkler System: Not Required (903.2.9)

Fire Alarm: Not Required (907.2)

Allowable Heights and Areas: S-2 occupancy, Construction type V-B
- Allowable Height: 40', 1 Story (Tables 504.3 & 504.4)
- Allowable Area per Floor: NS – 13,500 sf (Table 506.2)
- Height Modifications: Not Required

Allowable Area Determination: (506.2)
Aa = [At +(NS x If)] (506.2.1: Eq. 5-1)
Aa = [13,500 + (13,500 x 0.75)] = 23,625 sf

Actual Building Characteristics:
- Square Footage (measured to inside face of exterior wall) (503.1)
- FIRST FLOOR 240 sf
- Building Height: 13 feet (503.1)

Fire Resistance Ratings for Building Elements: (Table 601)

Building Classification:	Group S-2, Type V-B Construction	(311.3)
Primary structural frame	0	
Bearing walls	0	
Exterior	0	
Interior	0	
Exterior nonbearing walls and partitions	0	(Table 705.5)
Interior nonbearing walls in partitions	0	
Floor Construction	0	
Roof Construction	0	

Fire Resistance Rating of Exterior Walls: (UP, S) (Tables 705.5 and 705.8)
- North Wall > 24'-10" to assumed property line: 0hr wall and 45% Limit on unprotected openings
- South Wall > 30' to assumed property line: 0hr wall and No Limit on unprotected openings
- West Wall > 30' to assumed property line: 0hr wall and No Limit on unprotected openings
- East Wall > 10' to assumed property line: 0hr wall and 15% limit on unprotected openings

Egress:

Egress Width per Occupant		
Stairways	0.2" / Occupant	(1005.3.1, Ex1)
Other egress components	0.15"/ Occupant	(Table 1005.3.2, Ex1)
Max occ load with one means of egress	29 occ.	(Table 1006.2.1)
Max Common Path of Egress Travel	75 feet	(Table 1006.2.1)
Minimum number of exits per Story	2 (1-500 / Story)	(Table 1006.3.3)
Maximum Distance of Travel	200 feet Max	(Table 1017.2)
Corridor Fire-Resistance Rating	Not Rated	(Table 1020.2)
Max dead-end corridor	20 feet	(1020.5)

Occupancy Calculations:
- FIRST FLOOR
- S-2 Occupancy 240 sf @ 1:300 = 1 Occupant
- First Floor Max 240 sf **1 Occupant**

Miscellaneous Provisions:

Interior Finishes		
Stairs and Passageways	Class B	(Table 803.13)
Corridors	Class B	(Table 803.13)
Rooms and Enclosed Spaces	Class C	(Table 803.13)

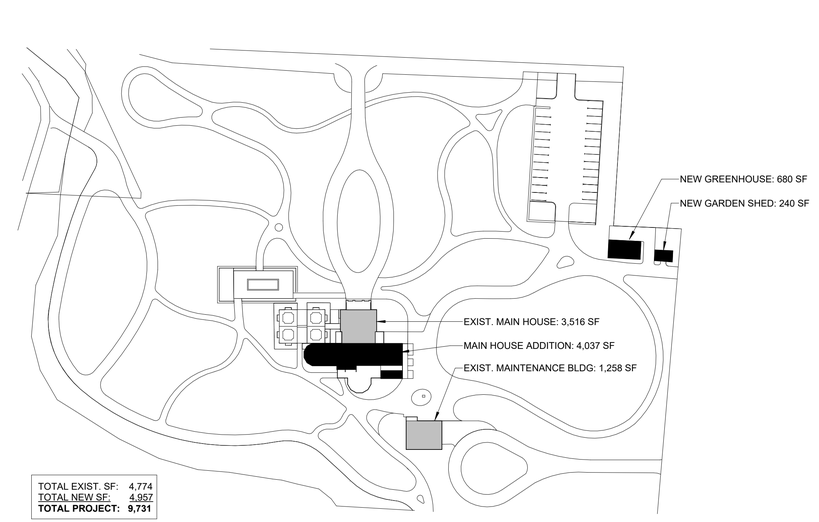

TOTAL EXIST. SF: 4,774
TOTAL NEW SF: 4,957
TOTAL PROJECT: 9,731

J10 SITE DIAGRAM - EXISTING VS NEW SF AREA
1" = 80'-0"

Dirtworks
561 SEVENTH AVENUE FLOOR 11
NEW YORK, NY 10018
(212) 589 2263

WER ARCHITECTS
901 WEST THIRD STREET
LITTLE ROCK, AR 72201
(501) 374 5300

CONSULTANTS

CIVIL ENGINEERS
CRAFTON TULL & ASSOCIATES, INC.
901 N. 47TH STREET, SUITE 400
ROGERS, AR 72756
(479) 636 4838

MEP ENGINEERS
INSIGHT ENGINEERING
322 S STATE STREET, STE 201
LITTLE ROCK, AR 72201
(501) 237 3077

STRUCTURAL ENGINEERS
ENFRA TME, LLC
BUILDING 2, 1 ALLIED DRIVE, STE 2600
LITTLE ROCK, AR 72202
(501) 666 6776

FOOD SERVICE CONSULTANT
MCKAY-LANE CONSULTING, LTD
1807 DODSON AVE
FT. SMITH, AR 72901
(479) 629 4572

ACOUSTICAL ENGINEERS
ACENTECH
620 W. GERMANTOWN PIKE, STE. 210
PLYMOUTH MEETING PA 19462
(215) 245 8244

PROJECT TITLE

CENTRAL HOUSE & GARDEN

BENTONVILLE, AR

PROJECT NUMBER: 31483

#	ISSUED FOR	DATE
	FINAL CD's	10/2/2026

KEY PLAN

SIGN & SEAL

WITSELL EVANS & RASCO P.A. REGISTERED ARCHITECTS NO. C-347 ARKANSAS 10/2/2026

DRAWN BY

CHECKED BY

SHEET TITLE

BUILDING CODE ANALYSIS

SHEET NUMBER

G002

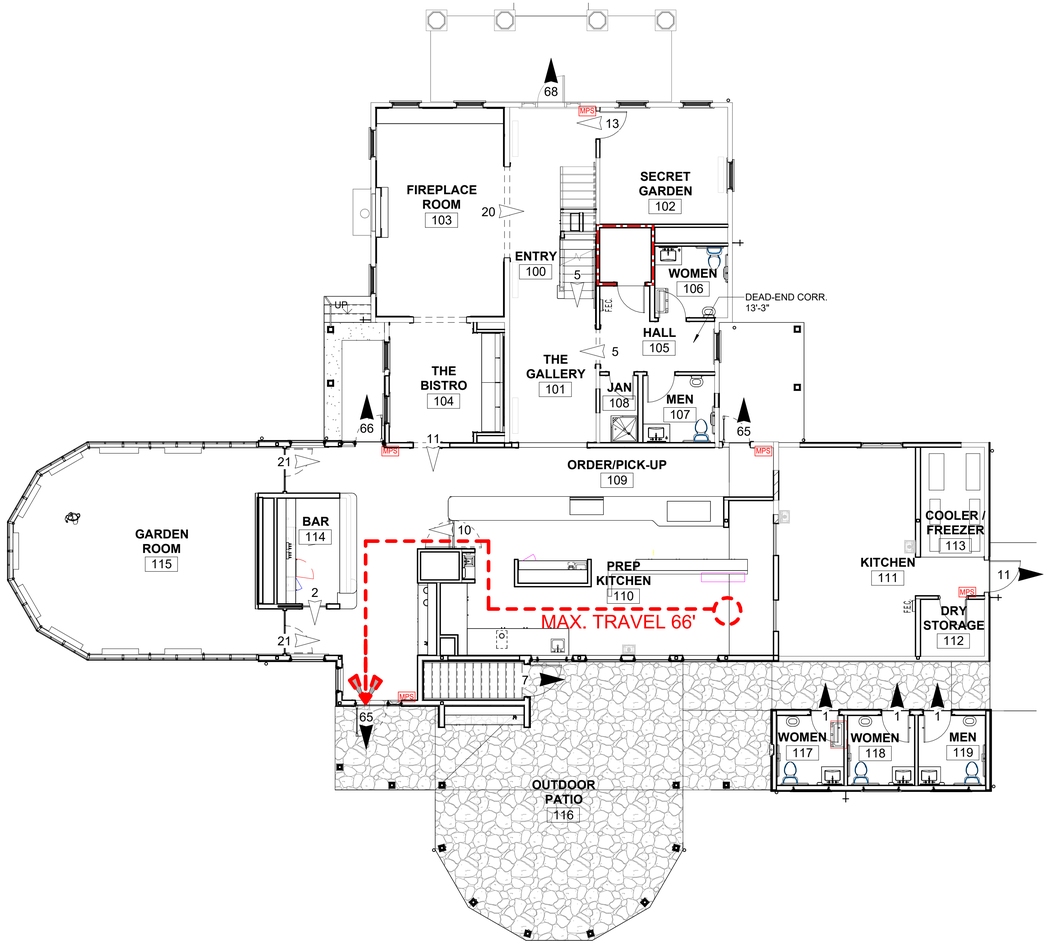

A8 LIFE SAFETY PLAN - MAIN BUILDING FIRST FLOOR
1/8" = 1'-0"

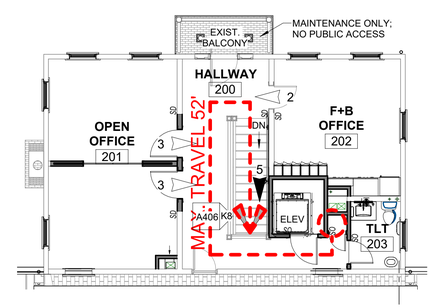

H8 LIFE SAFETY PLAN - MAIN BUILDING SECOND FLOOR
1/8" = 1'-0"

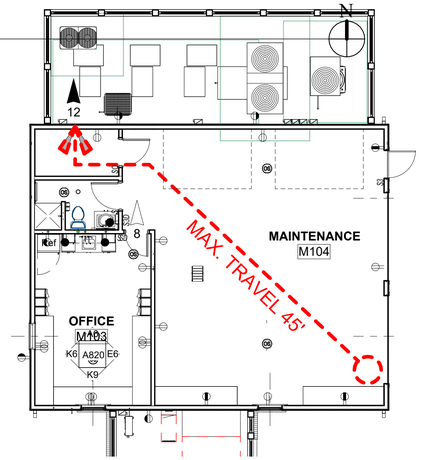

C14 LIFE SAFETY PLAN - MAINTENANCE BLDG
1/8" = 1'-0"

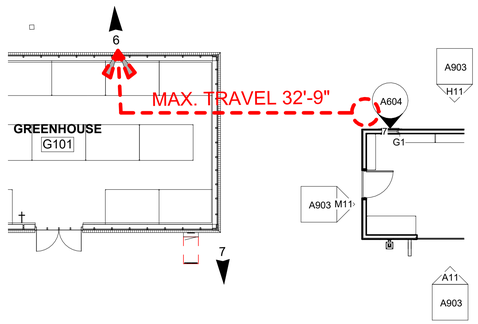

G14 LIFE SAFETY PLAN - GREENHOUSE
1/8" = 1'-0"

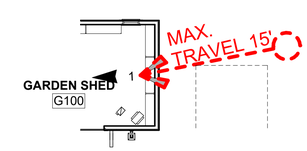

M14 LIFE SAFETY PLAN - GARDEN SHED
1/8" = 1'-0"

LIFE SAFETY LEGEND

	1 HOUR WALL
	2 HOUR WALL
	EXIT SIGN - HATCH INDICATES DIRECTION
AED	AUTOMATED EXTERNAL DEFIBRILLATOR
FEC	FIRE EXTINGUISHER CABINET
FE	FIRE EXTINGUISHER
FES	SPECIALTY FIRE EXTINGUISHER
MPS	MANUAL PULL STATION
20	OCCUPANTS
100	EGRESS COMPONENT CAPACITY
100	EXITING OCCUPANTS
	MAX TRAVEL DISTANCE
	MAX TRAVEL DISTANCE - FEC

Dirtworks
561 SEVENTH AVENUE FLOOR 11
NEW YORK, NY 10018
(212) 589 2263

WER ARCHITECTS
901 WEST THIRD STREET
LITTLE ROCK, AR 72201
(501) 374 5300

CONSULTANTS

CIVIL ENGINEERS
CRAFTON TULL & ASSOCIATES, INC.
901 N. 47TH STREET, SUITE 400
ROGERS, AR 72756
(479) 636 4838

MEP ENGINEERS
INSIGHT ENGINEERING
322 S STATE STREET, STE 201
LITTLE ROCK, AR 72201
(501) 237 3077

STRUCTURAL ENGINEERS
ENFRA TME, LLC
BUILDING 2, 1 ALLIED DRIVE, STE 2600
LITTLE ROCK, AR 72202
(501) 666 6776

FOOD SERVICE CONSULTANT
MCKAY-LANE CONSULTING, LTD
1807 DODSON AVE
FT. SMITH, AR 72901
(479) 629 4572

ACOUSTICAL ENGINEERS
ACENTECH
620 W. GERMANTOWN PIKE, STE. 210
PLYMOUTH MEETING PA 19462
(215) 245 8244

PROJECT TITLE

CENTRAL HOUSE & GARDEN

BENTONVILLE, AR

PROJECT NUMBER: 31483

#	ISSUED FOR	DATE
	FINAL CD's	10/2/2026

KEY PLAN

SIGN & SEAL

WITSELL, EVANS & RASCO P.A. REGISTERED ARCHITECTS NO C-44 ARKANSAS 10/2/2026

DRAWN BY

CHECKED BY

SHEET TITLE

LIFE SAFETY ANALYSIS

SHEET NUMBER

G003

TYPICAL PLUMBING FIXTURES AND ACCESSORIES MOUNTING HEIGHTS

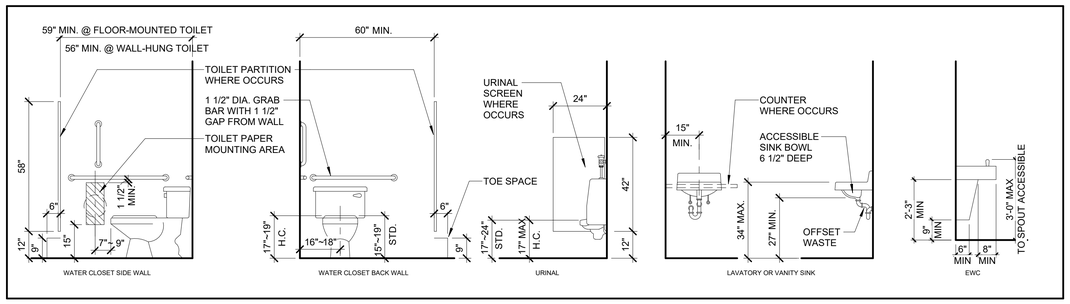

TYPICAL TOILET AND MISCELLANEOUS ACCESSORIES MOUNTING HEIGHTS & SYMBOLS

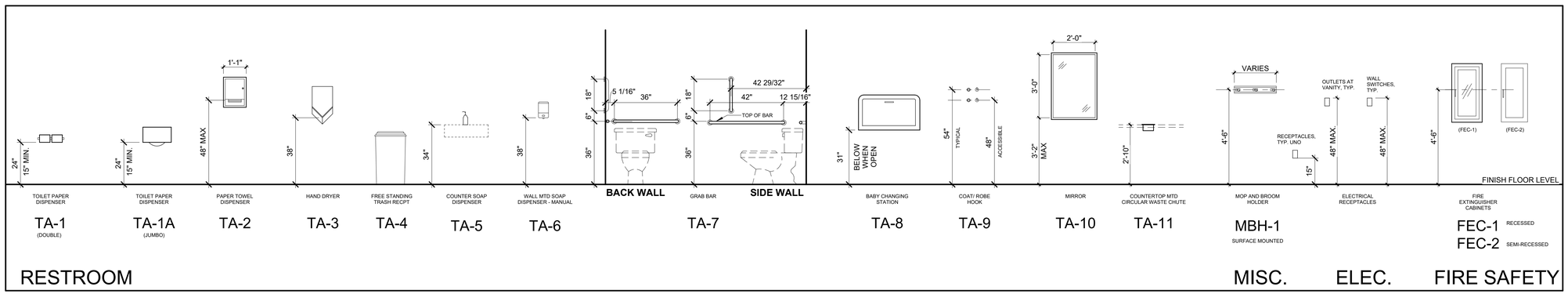

SHEET NOTES:

1. ALL DIMENSIONS AT FLOOR LINE ARE FROM TOP OF FINISH UNO
2. OPERABLE PARTS SHALL BE OPERABLE WITH ONE HAND AND SHALL NOT REQUIRE TIGHT GRASPING, PINCHING, OR TWISTING OF THE WRIST. THE FORCE REQUIRED TO ACTIVATE OPERABLE PARTS SHALL BE FIVE POUNDS MAXIMUM.
3. THERE SHALL BE NO SHARP OR ABRASIVE SURFACES UNDER LAVATORIES AND SINKS.

Dirtworks
561 SEVENTH AVENUE FLOOR 11
NEW YORK, NY 10018
(212) 589 2263

WER ARCHITECTS
901 WEST THIRD STREET
LITTLE ROCK, AR 72201
(501) 374 5300

CONSULTANTS

CIVIL ENGINEERS
CRAFTON TULL & ASSOCIATES, INC.
901 N. 47TH STREET, SUITE 400
ROGERS, AR 72756
(479) 636 4838

MEP ENGINEERS
INSIGHT ENGINEERING
322 S STATE STREET, STE 201
LITTLE ROCK, AR 72201
(501) 237 3077

STRUCTURAL ENGINEERS
ENFRA TME, LLC
BUILDING 2, 1 ALLIED DRIVE, STE 2600
LITTLE ROCK, AR 72202
(501) 666 6776

FOOD SERVICE CONSULTANT
MCKAY-LANE CONSULTING, LTD
1807 DODSON AVE
FT. SMITH, AR 72901
(479) 629 4572

ACOUSTICAL ENGINEERS
ACENTECH
620 W. GERMANTOWN PIKE, STE. 210
PLYMOUTH MEETING PA 19462
(215) 245 8244

PROJECT TITLE

CENTRAL HOUSE & GARDEN

BENTONVILLE, AR

PROJECT NUMBER: 31483

#	ISSUED FOR	DATE
	FINAL CD's	10/2/2026

KEY PLAN

SIGN & SEAL

WITSELL EVANS & RASCO P.A. REGISTERED ARCHITECTS NO C-447 ARKANSAS

DRAWN BY

CHECKED BY

SHEET TITLE

RESTROOM REQUIREMENTS

SHEET NUMBER

G004

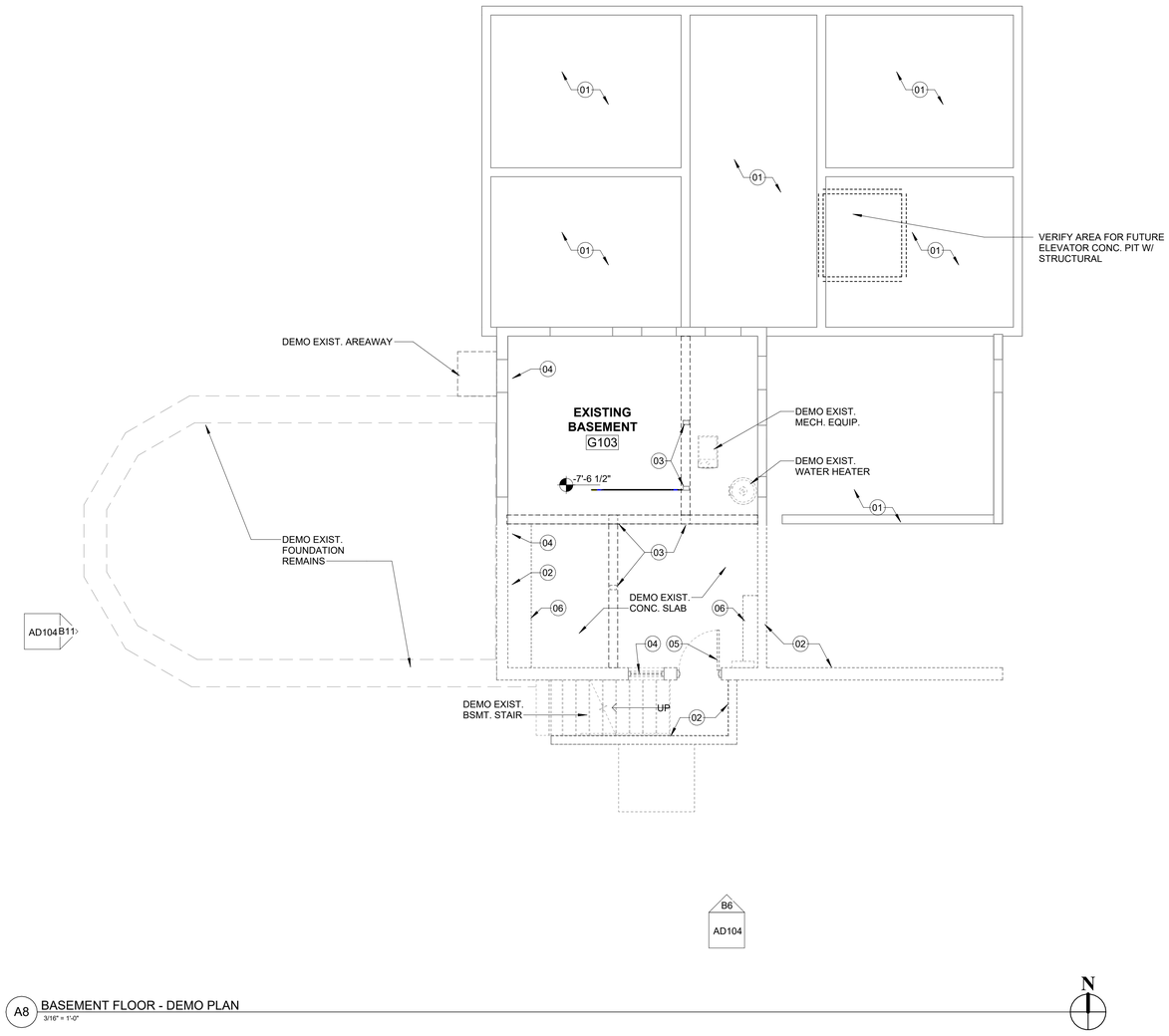

A8 BASEMENT FLOOR - DEMO PLAN
3/16" = 1'-0"

GENERAL DEMOLITION NOTES

1. CONTRACTOR TO SURVEY EXIST. CONDITIONS AND COORDINATE WITH REQUIREMENTS INDICATED TO DETERMINE EXTENT OF SELECTIVE DEMOLITION REQUIRED.

2. WHEN UNANTICIPATED MECHANICAL, ELECTRICAL, OR STRUCTURAL ELEMENTS ARE ENCOUNTERED, INVESTIGATE AND MEASURE THE NATURE AND EXTENT OF THE CONFLICT. NOTIFY ARCHITECT IMMEDIATELY.

3. ALL EXIST. STRUCTURE THAT IS SHOWN IS FOR REFERENCE ONLY AND IS TO BE FIELD VERIFIED BY THE CONTRACTOR. NO STRUCTURAL MEMBERS SHALL BE CUT, ALTERED, WITHOUT PRIOR APPROVAL BY THE ARCHITECT/STRUCTURAL ENGINEER. NOTIFY THE ARCHITECT IMMEDIATELY OF ANY DISCREPANCIES.

4. THE CONTRACTOR IS FULLY RESPONSIBLE FOR THE MEANS AND METHODS OF DEMOLITION AND THE SAFETY OF THE EXIST. STRUCTURE.

5. CONDUCT DEMOLITION OPERATIONS TO PREVENT INJURY TO PEOPLE. ENSURE SAFE PASSAGE OF PEOPLE AROUND SELECTIVE DEMOLITION AREAS.

6. PROTECT WALLS, CEILINGS, FLOORS, AND OTHER EXIST. FINISH WORK THAT IS TO REMAIN AND/OR IS EXPOSED DURING SELECTIVE DEMOLITION OPERATIONS.

7. DEBRIS TO BE REMOVED FROM WORK AREA TO A DUMPSTER. PROTECT ROUTE AS REQUIRED. REMOVE AND TRANSPORT DEBRIS IN A MANNER THAT WILL PREVENT SPILLAGE ON ADJACENT SURFACES AND AREAS. CONTRACTOR TO VERIFY PROPOSED LOCATION OF DUMPSTER WITH HENDRIX FACILITIES.

8. PROTECT ADJACENT EXTERIOR MATERIAL TO REMAIN DURING DEMOLITION.

9. FOR ALL DEMOLITION PLANS REFER TO DEMOLITION KEY NOTES TO DETERMINE THE FULL EXTENT OF SELECTIVE DEMOLITION.

10. DEMOLISH AND REMOVE EXIST. CONSTRUCTION ONLY TO THE EXTENT INDICATED ON DEMOLITION PLAN AND/OR AS REQUIRED TO INSTALL NEW WORK SHOWN/SPECIFIED ELSEWHERE. USE METHODS REQUIRED TO COMPLETE WORK WITHIN LIMITATIONS OF GOVERNING REGULATIONS AND AS FOLLOWS:

   A. NEATLY CUT OPENINGS AND HOLES PLUMB, SQUARE, AND TRUE TO DIMENSIONS REQUIRED. USE CUTTING METHODS LEAST LIKELY TO DAMAGE CONSTRUCTION TO REMAIN OR ADJOINING CONSTRUCTION. TO MINIMIZE DISTURBANCE OF ADJACENT SURFACES, USE HAND OR SMALL POWER TOOLS DESIGNED FOR SAWING OR GRINDING, NOT HAMMERING AND CHOPPING.

   B. CUT OR DRILL FROM THE EXPOSED OR FINISHED SIDE INTO CONCEALED SURFACES TO AVOID MARRING EXIST. FINISHED SURFACES. DISPOSE OF DEMOLISHED ITEMS AND MATERIALS PROMPTLY. ON-SITE STORAGE OF REMOVED ITEMS IS PROHIBITED UNLESS STORED IN DUMPSTER.

11. REMOVE ALL REMAINING FURNITURE AS REQUIRED

12. REMOVE ALL EXIST. TACKBOARDS IN PUBLIC SPACES & CORRIDORS.

13. SALVAGE ALL EXIST. WOOD TRIM AT WALLS SHOWN TO BE REMOVED. INSTALL SALVAGED TRIM AT NEW WALLS WHERE SPECIFIED

14. ALL EXTERIOR DEMO ITEMS (WINDOWS, DOORS, CONCRETE PADS, BRICK PAVERS, SCREEN WALL ETC...) WILL BE ADDRESSED IN FINAL CONSTRUCTION PACKAGE

SHEET KEY NOTES

01 EXIST. CRAWLSPACE TO REMAIN
02 DEMO EXIST. CONCRETE WALL
03 DEMO EXIST. WOOD POSTS/ FRAMING
04 DEMO EXIST. WINDOW
05 DEMO EXIST. DOOR
06 DEMO EXIST. SHELVING/ MILLWORK
07
08
09
10
11
12

Dirtworks
561 SEVENTH AVENUE FLOOR 11
NEW YORK, NY 10018
(212) 589 2263

WER ARCHITECTS
901 WEST THIRD STREET
LITTLE ROCK, AR 72201
(501) 374 5300

CONSULTANTS

CIVIL ENGINEERS
CRAFTON TULL & ASSOCIATES, INC.
901 N. 47TH STREET, SUITE 400
ROGERS, AR 72756
(479) 636 4838

MEP ENGINEERS
INSIGHT ENGINEERING
322 S STATE STREET, STE 201
LITTLE ROCK, AR 72201
(501) 237 3077

STRUCTURAL ENGINEERS
ENFRA TME, LLC
BUILDING 2, 1 ALLIED DRIVE, STE 2600
LITTLE ROCK, AR 72202
(501) 666 6776

FOOD SERVICE CONSULTANT
MCKAY-LANE CONSULTING, LTD
1807 DODSON AVE
FT. SMITH, AR 72901
(479) 629 4572

ACOUSTICAL ENGINEERS
ACENTECH
620 W. GERMANTOWN PIKE, STE. 210
PLYMOUTH MEETING PA 19462
(215) 245 8244

PROJECT TITLE

CENTRAL HOUSE & GARDEN

BENTONVILLE, AR

PROJECT NUMBER: 31483

#	ISSUED FOR	DATE
	FINAL CD's	10/2/2026

KEY PLAN

SIGN & SEAL

WITSELL, EVANS & RASCO P.A. REGISTERED ARCHITECTS NO C-487 ARKANSAS

DRAWN BY

CHECKED BY

SHEET TITLE

DEMOLITION PLAN - BASEMENT

SHEET NUMBER

AD100

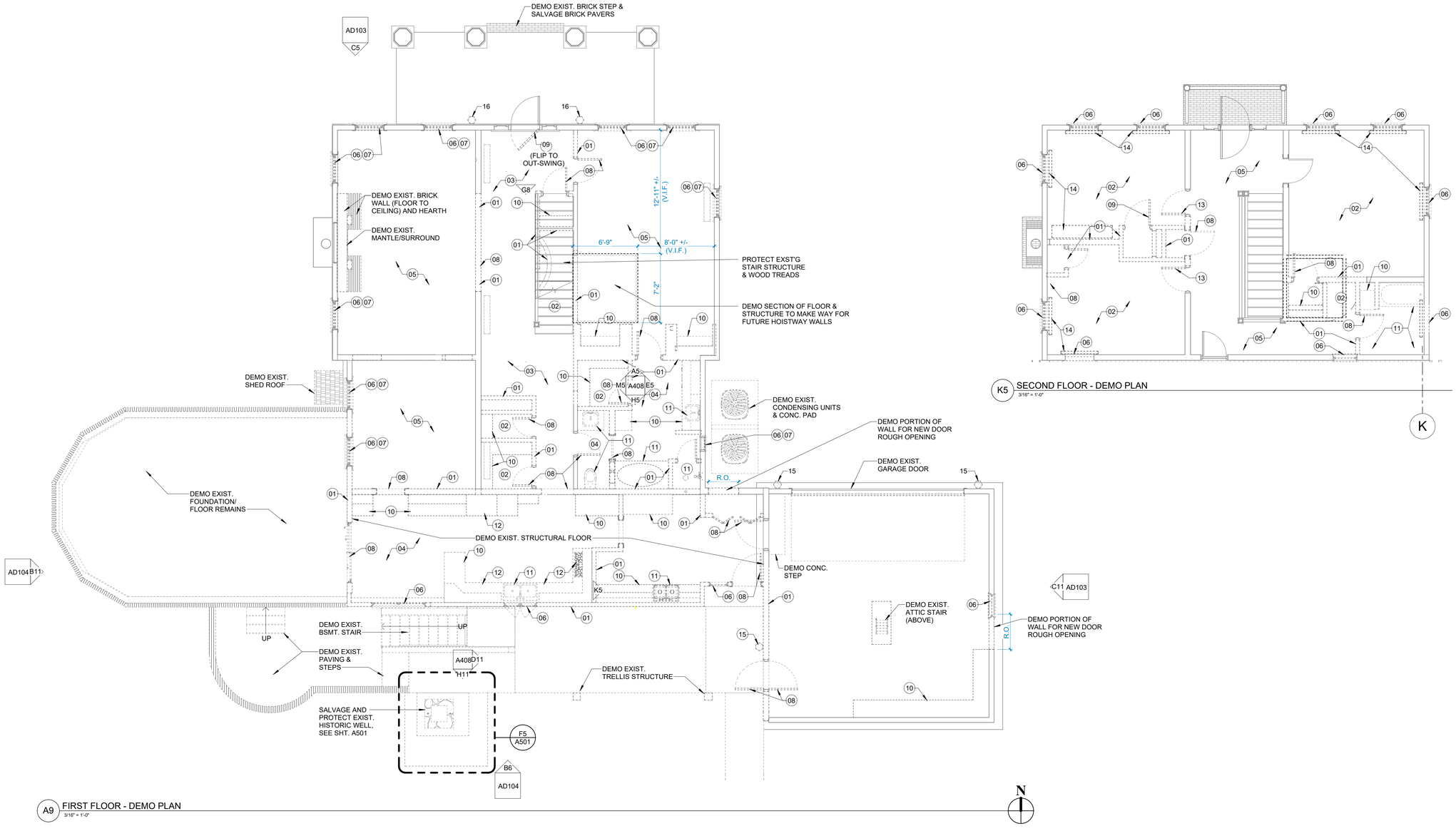

K5 SECOND FLOOR - DEMO PLAN
3/16" = 1'-0"

GENERAL DEMOLITION NOTES

1. CONTRACTOR TO SURVEY EXIST. CONDITIONS AND COORDINATE WITH REQUIREMENTS INDICATED TO DETERMINE EXTENT OF SELECTIVE DEMOLITION REQUIRED.

2. WHEN UNANTICIPATED MECHANICAL, ELECTRICAL, OR STRUCTURAL ELEMENTS ARE ENCOUNTERED, INVESTIGATE AND MEASURE THE NATURE AND EXTENT OF THE CONFLICT. NOTIFY ARCHITECT IMMEDIATELY.

3. ALL EXIST. STRUCTURE THAT IS SHOWN IS FOR REFERENCE ONLY AND IS TO BE FIELD VERIFIED BY THE CONTRACTOR. NO STRUCTURAL MEMBERS SHALL BE CUT, ALTERED, WITHOUT PRIOR APPROVAL BY THE ARCHITECT/STRUCTURAL ENGINEER. NOTIFY THE ARCHITECT IMMEDIATELY OF ANY DISCREPANCIES.

4. THE CONTRACTOR IS FULLY RESPONSIBLE FOR THE MEANS AND METHODS OF DEMOLITION AND THE SAFETY OF THE EXIST. STRUCTURE.

5. CONDUCT DEMOLITION OPERATIONS TO PREVENT INJURY TO PEOPLE. ENSURE SAFE PASSAGE OF PEOPLE AROUND SELECTIVE DEMOLITION AREAS.

6. PROTECT WALLS, CEILINGS, FLOORS, AND OTHER EXIST. FINISH WORK THAT IS TO REMAIN AND/OR IS EXPOSED DURING SELECTIVE DEMOLITION OPERATIONS.

7. DEBRIS TO BE REMOVED FROM WORK AREA TO A DUMPSTER. PROTECT ROUTE AS REQUIRED. REMOVE AND TRANSPORT DEBRIS IN A MANNER THAT WILL PREVENT SPILLAGE ON ADJACENT SURFACES AND AREAS. CONTRACTOR TO VERIFY PROPOSED LOCATION OF DUMPSTER WITH HENDRIX FACILITIES.

8. PROTECT ADJACENT EXTERIOR MATERIAL TO REMAIN DURING DEMOLITION.

9. FOR ALL DEMOLITION PLANS REFER TO DEMOLITION KEY NOTES TO DETERMINE THE FULL EXTENT OF SELECTIVE DEMOLITION.

10. DEMOLISH AND REMOVE EXIST. CONSTRUCTION ONLY TO THE EXTENT INDICATED ON DEMOLITION PLAN AND/OR AS REQUIRED TO INSTALL NEW WORK SHOWN/SPECIFIED ELSEWHERE. USE METHODS REQUIRED TO COMPLETE WORK WITHIN LIMITATIONS OF GOVERNING REGULATIONS AND AS FOLLOWS:

   A. NEATLY CUT OPENINGS AND HOLES PLUMB, SQUARE, AND TRUE TO DIMENSIONS REQUIRED. USE CUTTING METHODS LEAST LIKELY TO DAMAGE CONSTRUCTION TO REMAIN OR ADJOINING CONSTRUCTION. TO MINIMIZE DISTURBANCE OF ADJACENT SURFACES, USE HAND OR SMALL POWER TOOLS DESIGNED FOR SAWING OR GRINDING, NOT HAMMERING AND CHOPPING.

   B. CUT OR DRILL FROM THE EXPOSED OR FINISHED SIDE INTO CONCEALED SURFACES TO AVOID MARRING EXIST. FINISHED SURFACES. DISPOSE OF DEMOLISHED ITEMS AND MATERIALS PROMPTLY. ON-SITE STORAGE OF REMOVED ITEMS IS PROHIBITED UNLESS STORED IN DUMPSTER.

11. REMOVE ALL REMAINING FURNITURE AS REQUIRED

12. REMOVE ALL EXIST. TACKBOARDS IN PUBLIC SPACES & CORRIDORS.

13. SALVAGE ALL EXIST. WOOD TRIM AT WALLS SHOWN TO BE REMOVED. INSTALL SALVAGED TRIM AT NEW WALLS WHERE SPECIFIED

14. ALL EXTERIOR DEMO ITEMS (WINDOWS, DOORS, CONCRETE PADS, BRICK PAVERS, SCREEN WALL ETC...) WILL BE ADDRESSED IN FINAL CONSTRUCTION PACKAGE

SHEET KEY NOTES

01 DEMO EXIST. WOOD-FRAMED WALL
02 DEMO EXIST. CARPET & PAD
03 DEMO EXIST. POLISHED STONE FLOOR
04 DEMO EXIST. FLOOR COVERING (INCL. ACM)
05 PROTECT EXIST. HARDWOOD FLOOR TO BE REFINISHED
06 DEMO EXIST. WINDOW
07 DEMO EXIST. INTERIOR WINDOW SHUTTERS
08 DEMO EXIST. DOOR OR CASED OPENING
09 REMOVE AND SALVAGE EXIST. DOOR & HARDWARE
10 DEMO EXIST. CABINETS/MILLWORK
11 DEMO EXIST. PLUMBING FIXTURE
12 DEMO EXIST. APPLIANCE
13 SALVAGE & RELOCATE EXIST. DOOR & TRIM
14 DEMO EXIST. WINDOW TREATMENTS
15 DEMO EXIST. WALL SCONCE
16 SALVAGE AND PROTECT EXIST. WALL SCONCE

Dirtworks
561 SEVENTH AVENUE FLOOR 11
NEW YORK, NY 10018
(212) 589 2263

WER ARCHITECTS
901 WEST THIRD STREET
LITTLE ROCK, AR 72201
(501) 374 5300

CONSULTANTS

CIVIL ENGINEERS
CRAFTON TULL & ASSOCIATES, INC.
901 N. 47TH STREET, SUITE 400
ROGERS, AR 72756
(479) 636 4838

MEP ENGINEERS
INSIGHT ENGINEERING
322 S STATE STREET, STE 201
LITTLE ROCK, AR 72201
(501) 237 3077

STRUCTURAL ENGINEERS
ENFRA TME, LLC
BUILDING 2, 1 ALLIED DRIVE, STE 2600
LITTLE ROCK, AR 72202
(501) 666 6776

FOOD SERVICE CONSULTANT
MCKAY-LANE CONSULTING, LTD
1807 DODSON AVE
FT. SMITH, AR 72901
(479) 629 4572

ACOUSTICAL ENGINEERS
ACENTECH
620 W. GERMANTOWN PIKE, STE. 210
PLYMOUTH MEETING PA 19462
(215) 245 8244

PROJECT TITLE

CENTRAL HOUSE & GARDEN

BENTONVILLE, AR

PROJECT NUMBER: 31483

#	ISSUED FOR	DATE
	FINAL CD's	10/2/2026

KEY PLAN

SIGN & SEAL

WITSELL EVANS & RASCO P.A. REGISTERED ARCHITECTS NO C-49 ARKANSAS

DRAWN BY

CHECKED BY

SHEET TITLE

DEMOLITION PLAN - FIRST AND SECOND FLOORS

SHEET NUMBER

AD101

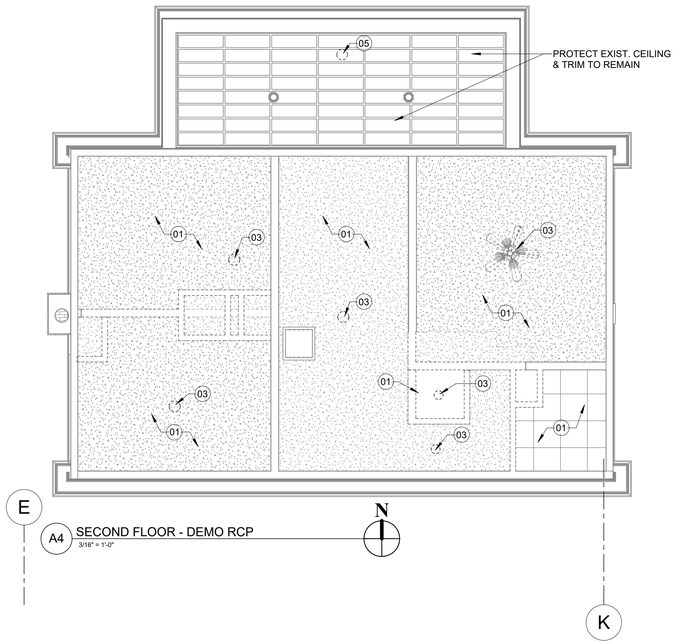

A4 SECOND FLOOR - DEMO RCP
3/16" = 1'-0"

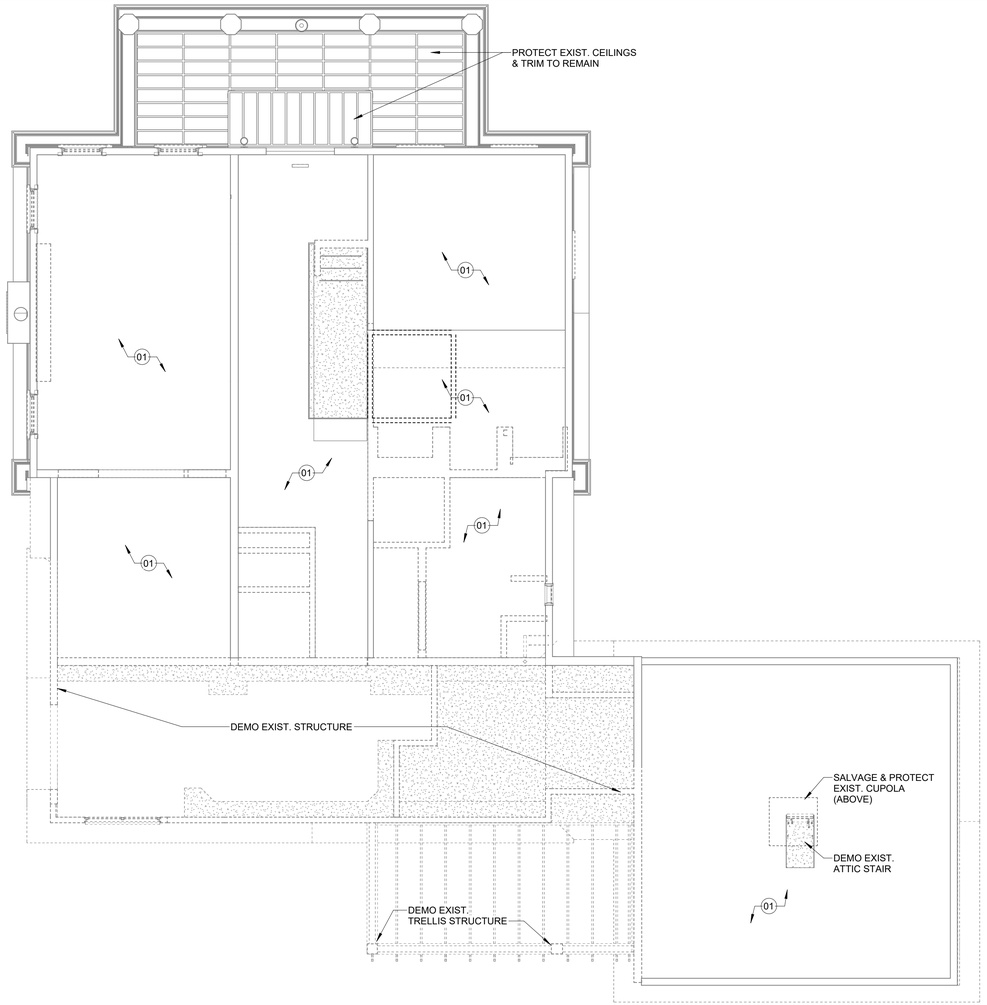

A11 FIRST FLOOR DEMO RCP
3/16" = 1'-0"

GENERAL DEMOLITION NOTES

1. CONTRACTOR TO SURVEY EXIST. CONDITIONS AND COORDINATE WITH REQUIREMENTS INDICATED TO DETERMINE EXTENT OF SELECTIVE DEMOLITION REQUIRED.

2. WHEN UNANTICIPATED MECHANICAL, ELECTRICAL, OR STRUCTURAL ELEMENTS ARE ENCOUNTERED, INVESTIGATE AND MEASURE THE NATURE AND EXTENT OF THE CONFLICT. NOTIFY ARCHITECT IMMEDIATELY.

3. ALL EXIST. STRUCTURE THAT IS SHOWN IS FOR REFERENCE ONLY AND IS TO BE FIELD VERIFIED BY THE CONTRACTOR. NO STRUCTURAL MEMBERS SHALL BE CUT, ALTERED, WITHOUT PRIOR APPROVAL BY THE ARCHITECT/STRUCTURAL ENGINEER. NOTIFY THE ARCHITECT IMMEDIATELY OF ANY DISCREPANCIES.

4. THE CONTRACTOR IS FULLY RESPONSIBLE FOR THE MEANS AND METHODS OF DEMOLITION AND THE SAFETY OF THE EXIST. STRUCTURE.

5. CONDUCT DEMOLITION OPERATIONS TO PREVENT INJURY TO PEOPLE. ENSURE SAFE PASSAGE OF PEOPLE AROUND SELECTIVE DEMOLITION AREAS.

6. PROTECT WALLS, CEILINGS, FLOORS, AND OTHER EXIST. FINISH WORK THAT IS TO REMAIN AND/OR IS EXPOSED DURING SELECTIVE DEMOLITION OPERATIONS.

7. DEBRIS TO BE REMOVED FROM WORK AREA TO A DUMPSTER. PROTECT ROUTE AS REQUIRED. REMOVE AND TRANSPORT DEBRIS IN A MANNER THAT WILL PREVENT SPILLAGE ON ADJACENT SURFACES AND AREAS. CONTRACTOR TO VERIFY PROPOSED LOCATION OF DUMPSTER WITH HENDRIX FACILITIES.

8. PROTECT ADJACENT EXTERIOR MATERIAL TO REMAIN DURING DEMOLITION.

9. FOR ALL DEMOLITION PLANS REFER TO DEMOLITION KEY NOTES TO DETERMINE THE FULL EXTENT OF SELECTIVE DEMOLITION.

10. DEMOLISH AND REMOVE EXIST. CONSTRUCTION ONLY TO THE EXTENT INDICATED ON DEMOLITION PLAN AND/OR AS REQUIRED TO INSTALL NEW WORK SHOWN/SPECIFIED ELSEWHERE. USE METHODS REQUIRED TO COMPLETE WORK WITHIN LIMITATIONS OF GOVERNING REGULATIONS AND AS FOLLOWS:

A. NEATLY CUT OPENINGS AND HOLES PLUMB, SQUARE, AND TRUE TO DIMENSIONS REQUIRED. USE CUTTING METHODS LEAST LIKELY TO DAMAGE CONSTRUCTION TO REMAIN OR ADJOINING CONSTRUCTION. TO MINIMIZE DISTURBANCE OF ADJACENT SURFACES, USE HAND OR SMALL POWER TOOLS DESIGNED FOR SAWING OR GRINDING, NOT HAMMERING AND CHOPPING.

B. CUT OR DRILL FROM THE EXPOSED OR FINISHED SIDE INTO CONCEALED SURFACES TO AVOID MARRING EXIST. FINISHED SURFACES. DISPOSE OF DEMOLISHED ITEMS AND MATERIALS PROMPTLY. ON-SITE STORAGE OF REMOVED ITEMS IS PROHIBITED UNLESS STORED IN DUMPSTER.

11. REMOVE ALL REMAINING FURNITURE AS REQUIRED

12. REMOVE ALL EXIST. TACKBOARDS IN PUBLIC SPACES & CORRIDORS.

13. SALVAGE ALL EXIST. WOOD TRIM AT WALLS SHOWN TO BE REMOVED. INSTALL SALVAGED TRIM AT NEW WALLS WHERE SPECIFIED

14. ALL EXTERIOR DEMO ITEMS (WINDOWS, DOORS, CONCRETE PADS, BRICK PAVERS, SCREEN WALL ETC...) WILL BE ADDRESSED IN FINAL CONSTRUCTION PACKAGE

SHEET KEY NOTES

01 DEMO EXIST. GYP. BD. CEILING; SALVAGE CROWN MOLDING WHERE EXISTS
02 DEMO EXIST. PLASTER CEILING
03 DEMO EXIST. LIGHT FIXTURES, CEILING FANS & DEVICES
04 DEMO ATTIC ACCESS DOOR/TRIM; FRAMED OPG. TO REMAIN
05 SALVAGE AND PROTECT EXIST. LANTERN FIXTURE

Dirtworks
561 SEVENTH AVENUE FLOOR 11
NEW YORK, NY 10018
(212) 589 2263

WER ARCHITECTS
901 WEST THIRD STREET
LITTLE ROCK, AR 72201
(501) 374 5300

CONSULTANTS

CIVIL ENGINEERS
CRAFTON TULL & ASSOCIATES, INC.
901 N. 47TH STREET, SUITE 400
ROGERS, AR 72756
(479) 636 4838

MEP ENGINEERS
INSIGHT ENGINEERING
322 S STATE STREET, STE 201
LITTLE ROCK, AR 72201
(501) 237 3077

STRUCTURAL ENGINEERS
ENFRA TME, LLC
BUILDING 2, 1 ALLIED DRIVE, STE 2600
LITTLE ROCK, AR 72202
(501) 666 6776

FOOD SERVICE CONSULTANT
MCKAY-LANE CONSULTING, LTD
1807 DODSON AVE
FT. SMITH, AR 72901
(479) 629 4572

ACOUSTICAL ENGINEERS
ACENTECH
620 W. GERMANTOWN PIKE, STE. 210
PLYMOUTH MEETING PA 19462
(215) 245 8244

PROJECT TITLE

CENTRAL HOUSE & GARDEN

BENTONVILLE, AR

PROJECT NUMBER: 31483

#	ISSUED FOR	DATE
	FINAL CD's	10/2/2026

KEY PLAN

SIGN & SEAL

WITSELL EVANS & RASCO P.A. REGISTERED ARCHITECTS NO C-447 ARKANSAS

DRAWN BY

CHECKED BY

SHEET TITLE

DEMOLITION REFLECTED CEILING PLANS

SHEET NUMBER

AD102

C5 NORTH ELEVATION - DEMO
3/16" = 1'-0"

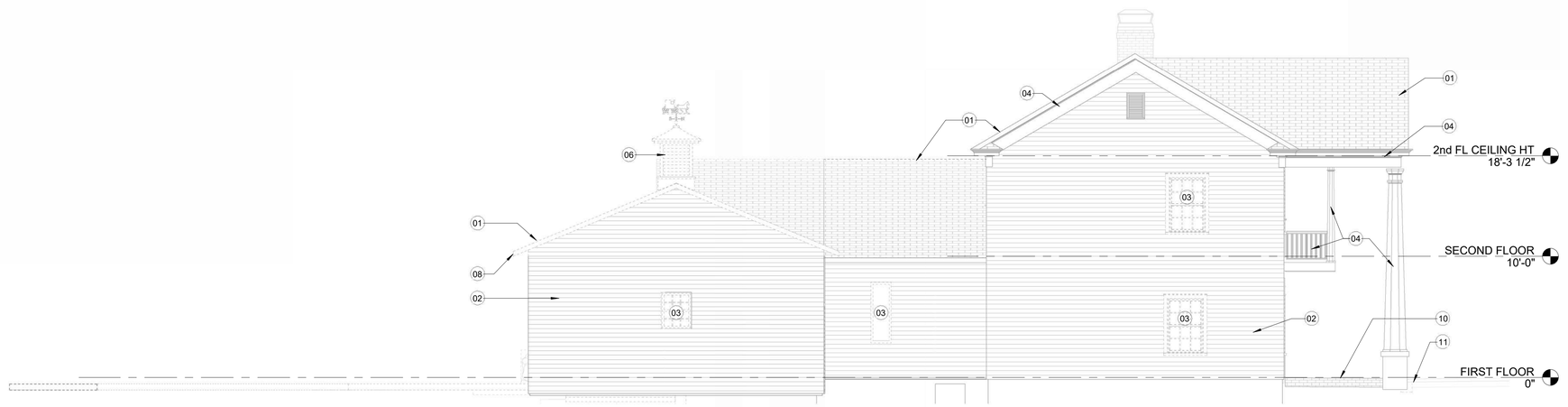

C11 EAST ELEVATION - DEMO
3/16" = 1'-0"

GENERAL DEMOLITION NOTES

1. CONTRACTOR TO SURVEY EXIST. CONDITIONS AND COORDINATE WITH REQUIREMENTS INDICATED TO DETERMINE EXTENT OF SELECTIVE DEMOLITION REQUIRED.

2. WHEN UNANTICIPATED MECHANICAL, ELECTRICAL, OR STRUCTURAL ELEMENTS ARE ENCOUNTERED, INVESTIGATE AND MEASURE THE NATURE AND EXTENT OF THE CONFLICT. NOTIFY ARCHITECT IMMEDIATELY.

3. ALL EXIST. STRUCTURE THAT IS SHOWN IS FOR REFERENCE ONLY AND IS TO BE FIELD VERIFIED BY THE CONTRACTOR. NO STRUCTURAL MEMBERS SHALL BE CUT, ALTERED, WITHOUT PRIOR APPROVAL BY THE ARCHITECT/STRUCTURAL ENGINEER. NOTIFY THE ARCHITECT IMMEDIATELY OF ANY DISCREPANCIES.

4. THE CONTRACTOR IS FULLY RESPONSIBLE FOR THE MEANS AND METHODS OF DEMOLITION AND THE SAFETY OF THE EXIST. STRUCTURE.

5. CONDUCT DEMOLITION OPERATIONS TO PREVENT INJURY TO PEOPLE. ENSURE SAFE PASSAGE OF PEOPLE AROUND SELECTIVE DEMOLITION AREAS.

6. PROTECT WALLS, CEILINGS, FLOORS, AND OTHER EXIST. FINISH WORK THAT IS TO REMAIN AND/OR IS EXPOSED DURING SELECTIVE DEMOLITION OPERATIONS.

7. DEBRIS TO BE REMOVED FROM WORK AREA TO A DUMPSTER. PROTECT ROUTE AS REQUIRED. REMOVE AND TRANSPORT DEBRIS IN A MANNER THAT WILL PREVENT SPILLAGE ON ADJACENT SURFACES AND AREAS. CONTRACTOR TO VERIFY PROPOSED LOCATION OF DUMPSTER WITH HENDRIX FACILITIES.

8. PROTECT ADJACENT EXTERIOR MATERIAL TO REMAIN DURING DEMOLITION.

9. FOR ALL DEMOLITION PLANS REFER TO DEMOLITION KEY NOTES TO DETERMINE THE FULL EXTENT OF SELECTIVE DEMOLITION.

10. DEMOLISH AND REMOVE EXIST. CONSTRUCTION ONLY TO THE EXTENT INDICATED ON DEMOLITION PLAN AND/OR AS REQUIRED TO INSTALL NEW WORK SHOWN/SPECIFIED ELSEWHERE. USE METHODS REQUIRED TO COMPLETE WORK WITHIN LIMITATIONS OF GOVERNING REGULATIONS AND AS FOLLOWS:

   A. NEATLY CUT OPENINGS AND HOLES PLUMB, SQUARE, AND TRUE TO DIMENSIONS REQUIRED. USE CUTTING METHODS LEAST LIKELY TO DAMAGE CONSTRUCTION TO REMAIN OR ADJOINING CONSTRUCTION. TO MINIMIZE DISTURBANCE OF ADJACENT SURFACES, USE HAND OR SMALL POWER TOOLS DESIGNED FOR SAWING OR GRINDING, NOT HAMMERING AND CHOPPING.

   B. CUT OR DRILL FROM THE EXPOSED OR FINISHED SIDE INTO CONCEALED SURFACES TO AVOID MARRING EXIST. FINISHED SURFACES. DISPOSE OF DEMOLISHED ITEMS AND MATERIALS PROMPTLY. ON-SITE STORAGE OF REMOVED ITEMS IS PROHIBITED UNLESS STORED IN DUMPSTER.

11. REMOVE ALL REMAINING FURNITURE AS REQUIRED

12. REMOVE ALL EXIST. TACKBOARDS IN PUBLIC SPACES & CORRIDORS.

13. SALVAGE ALL EXIST. WOOD TRIM AT WALLS SHOWN TO BE REMOVED. INSTALL SALVAGED TRIM AT NEW WALLS WHERE SPECIFIED

14. ALL EXTERIOR DEMO ITEMS (WINDOWS, DOORS, CONCRETE PADS, BRICK PAVERS, SCREEN WALL ETC...) WILL BE ADDRESSED IN FINAL CONSTRUCTION PACKAGE

SHEET KEY NOTES

01 DEMO EXIST. ASPHALT SHINGLE ROOFING
02 DEMO EXIST. WOOD SIDING & TRIM
03 DEMO EXIST. WINDOW
04 PROTECT EXIST. WOOD TRIM/FEATURE TO REMAIN
05 PROTECT EXIST. STUCCO TO REMAIN
06 SALVAGE AND PROTECT EXIST. CUPOLA TO BE REINSTALLED
07 DEMO PORTION OF EXISTING STRUCTURE
08 DEMO EXIST. GUTTERS & DOWNSPOUTS
09 PROTECT EXIST. DOOR TO REMAIN
10 PROTECT EXIST. BRICK PATIO TO REMAIN
11 DEMO EXIST. STEP & SALVAGE BRICK PAVERS
12 DEMO EXIST. TRELLIS
13 PROTECT AND SALVAGE EXIST. WELL; SEE A501

Dirtworks
561 SEVENTH AVENUE FLOOR 11
NEW YORK, NY 10018
(212) 589 2263

WER ARCHITECTS
901 WEST THIRD STREET
LITTLE ROCK, AR 72201
(501) 374 5300

CONSULTANTS

CIVIL ENGINEERS
CRAFTON TULL & ASSOCIATES, INC.
901 N. 47TH STREET, SUITE 400
ROGERS, AR 72756
(479) 636 4838

MEP ENGINEERS
INSIGHT ENGINEERING
322 S STATE STREET, STE 201
LITTLE ROCK, AR 72201
(501) 237 3077

STRUCTURAL ENGINEERS
ENFRA TME, LLC
BUILDING 2, 1 ALLIED DRIVE, STE 2600
LITTLE ROCK, AR 72202
(501) 666 6776

FOOD SERVICE CONSULTANT
MCKAY-LANE CONSULTING, LTD
1807 DODSON AVE
FT. SMITH, AR 72901
(479) 629 4572

ACOUSTICAL ENGINEERS
ACENTECH
620 W. GERMANTOWN PIKE, STE. 210
PLYMOUTH MEETING PA 19462
(215) 245 8244

PROJECT TITLE

CENTRAL HOUSE & GARDEN

BENTONVILLE, AR

PROJECT NUMBER: 31483

#	ISSUED FOR	DATE
	FINAL CD's	10/2/2026

KEY PLAN

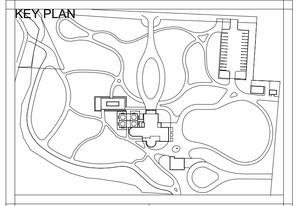

SIGN & SEAL

WITSELL, EVANS & RASCO P.A. REGISTERED ARCHITECTS NO C-687 ARKANSAS

DRAWN BY

CHECKED BY

SHEET TITLE

DEMOLITION - EXTERIOR ELEVATIONS

SHEET NUMBER

AD103

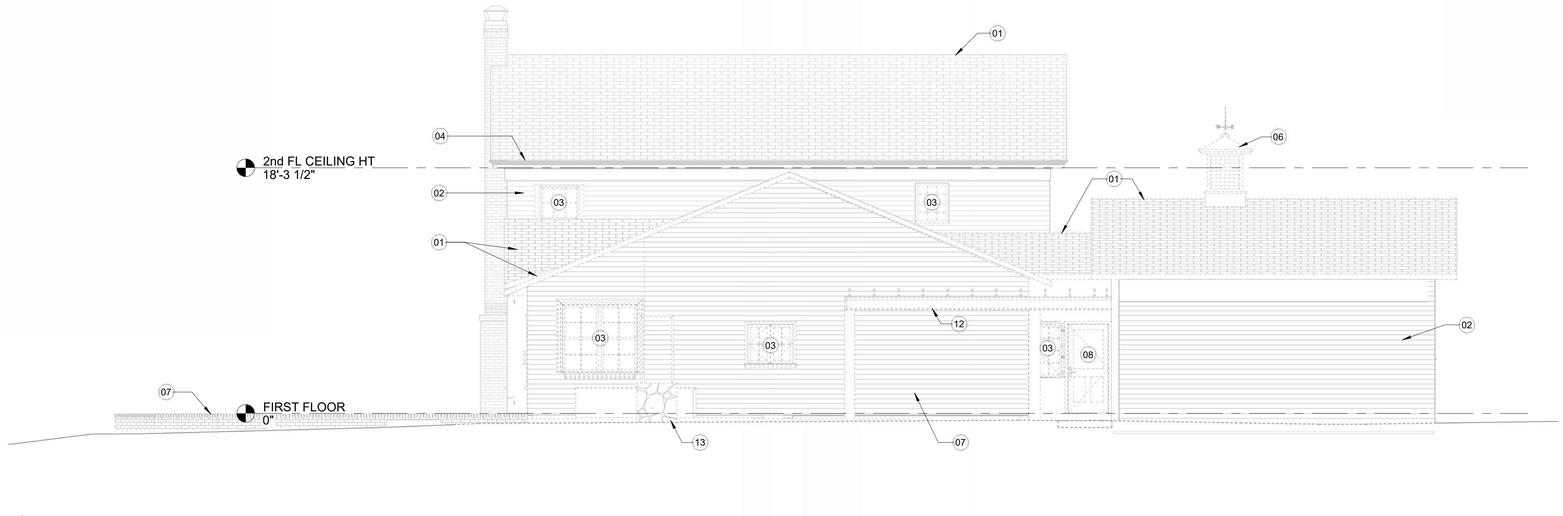

B6 SOUTH ELEVATION - DEMO
3/16" = 1'-0"

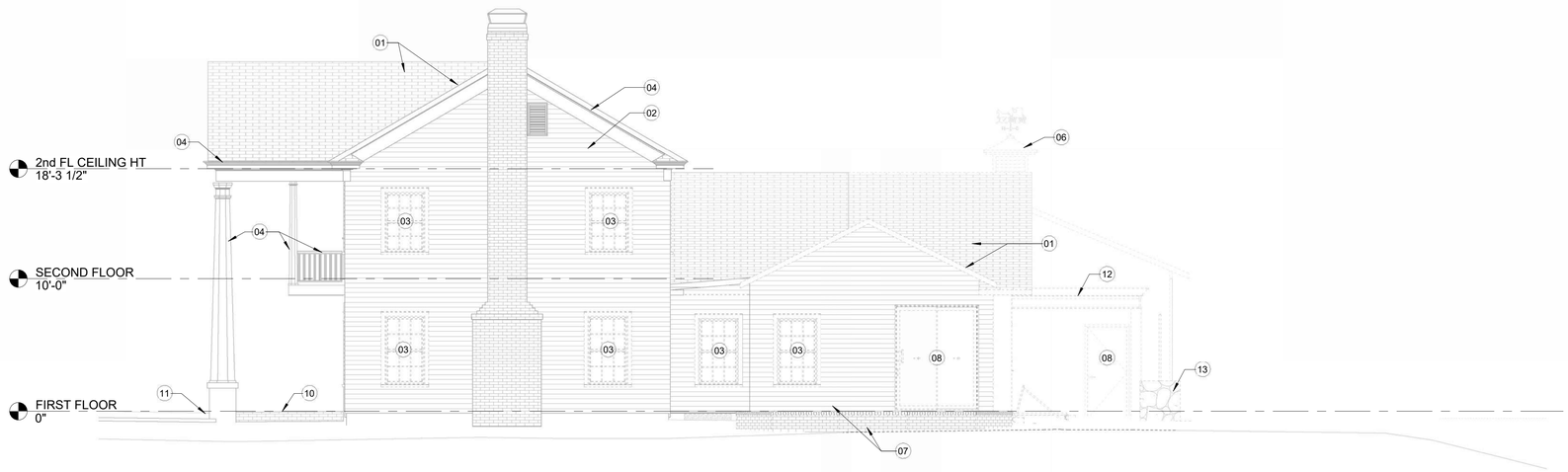

B11 WEST ELEVATION - DEMO
3/16" = 1'-0"

GENERAL DEMOLITION NOTES

1. CONTRACTOR TO SURVEY EXIST. CONDITIONS AND COORDINATE WITH REQUIREMENTS INDICATED TO DETERMINE EXTENT OF SELECTIVE DEMOLITION REQUIRED.

2. WHEN UNANTICIPATED MECHANICAL, ELECTRICAL, OR STRUCTURAL ELEMENTS ARE ENCOUNTERED, INVESTIGATE AND MEASURE THE NATURE AND EXTENT OF THE CONFLICT. NOTIFY ARCHITECT IMMEDIATELY.

3. ALL EXIST. STRUCTURE THAT IS SHOWN IS FOR REFERENCE ONLY AND IS TO BE FIELD VERIFIED BY THE CONTRACTOR. NO STRUCTURAL MEMBERS SHALL BE CUT, ALTERED, WITHOUT PRIOR APPROVAL BY THE ARCHITECT/STRUCTURAL ENGINEER. NOTIFY THE ARCHITECT IMMEDIATELY OF ANY DISCREPANCIES.

4. THE CONTRACTOR IS FULLY RESPONSIBLE FOR THE MEANS AND METHODS OF DEMOLITION AND THE SAFETY OF THE EXIST. STRUCTURE.

5. CONDUCT DEMOLITION OPERATIONS TO PREVENT INJURY TO PEOPLE. ENSURE SAFE PASSAGE OF PEOPLE AROUND SELECTIVE DEMOLITION AREAS.

6. PROTECT WALLS, CEILINGS, FLOORS, AND OTHER EXIST. FINISH WORK THAT IS TO REMAIN AND/OR IS EXPOSED DURING SELECTIVE DEMOLITION OPERATIONS.

7. DEBRIS TO BE REMOVED FROM WORK AREA TO A DUMPSTER. PROTECT ROUTE AS REQUIRED. REMOVE AND TRANSPORT DEBRIS IN A MANNER THAT WILL PREVENT SPILLAGE ON ADJACENT SURFACES AND AREAS. CONTRACTOR TO VERIFY PROPOSED LOCATION OF DUMPSTER WITH HENDRIX FACILITIES.

8. PROTECT ADJACENT EXTERIOR MATERIAL TO REMAIN DURING DEMOLITION.

9. FOR ALL DEMOLITION PLANS REFER TO DEMOLITION KEY NOTES TO DETERMINE THE FULL EXTENT OF SELECTIVE DEMOLITION.

10. DEMOLISH AND REMOVE EXIST. CONSTRUCTION ONLY TO THE EXTENT INDICATED ON DEMOLITION PLAN AND/OR AS REQUIRED TO INSTALL NEW WORK SHOWN/SPECIFIED ELSEWHERE. USE METHODS REQUIRED TO COMPLETE WORK WITHIN LIMITATIONS OF GOVERNING REGULATIONS AND AS FOLLOWS:

   A. NEATLY CUT OPENINGS AND HOLES PLUMB, SQUARE, AND TRUE TO DIMENSIONS REQUIRED. USE CUTTING METHODS LEAST LIKELY TO DAMAGE CONSTRUCTION TO REMAIN OR ADJOINING CONSTRUCTION. TO MINIMIZE DISTURBANCE OF ADJACENT SURFACES, USE HAND OR SMALL POWER TOOLS DESIGNED FOR SAWING OR GRINDING, NOT HAMMERING AND CHOPPING.

   B. CUT OR DRILL FROM THE EXPOSED OR FINISHED SIDE INTO CONCEALED SURFACES TO AVOID MARRING EXIST. FINISHED SURFACES. DISPOSE OF DEMOLISHED ITEMS AND MATERIALS PROMPTLY. ON-SITE STORAGE OF REMOVED ITEMS IS PROHIBITED UNLESS STORED IN DUMPSTER.

11. REMOVE ALL REMAINING FURNITURE AS REQUIRED

12. REMOVE ALL EXIST. TACKBOARDS IN PUBLIC SPACES & CORRIDORS.

13. SALVAGE ALL EXIST. WOOD TRIM AT WALLS SHOWN TO BE REMOVED. INSTALL SALVAGED TRIM AT NEW WALLS WHERE SPECIFIED

14. ALL EXTERIOR DEMO ITEMS (WINDOWS, DOORS, CONCRETE PADS, BRICK PAVERS, SCREEN WALL ETC...) WILL BE ADDRESSED IN FINAL CONSTRUCTION PACKAGE

SHEET KEY NOTES

01 DEMO EXIST. ASPHALT SHINGLE ROOFING
02 DEMO EXIST. WOOD SIDING & TRIM
03 DEMO EXIST. WINDOW
04 PROTECT EXIST. WOOD TRIM/FEATURE TO REMAIN
05 PROTECT EXIST. STUCCO TO REMAIN
06 SALVAGE AND PROTECT EXIST. CUPOLA TO BE REINSTALLED
07 DEMO PORTION OF EXISTING STRUCTURE
08 DEMO EXIST. GUTTERS & DOWNSPOUTS
09 PROTECT EXIST. DOOR TO REMAIN
10 PROTECT EXIST. BRICK PATIO TO REMAIN
11 DEMO EXIST. STEP & SALVAGE BRICK PAVERS
12 DEMO EXIST. TRELLIS
13 PROTECT AND SALVAGE EXIST. WELL; SEE A501

Dirtworks
561 SEVENTH AVENUE FLOOR 11
NEW YORK, NY 10018
(212) 589 2263

WER ARCHITECTS
901 WEST THIRD STREET
LITTLE ROCK, AR 72201
(501) 374 5300

CONSULTANTS

CIVIL ENGINEERS
CRAFTON TULL & ASSOCIATES, INC.
901 N. 47TH STREET, SUITE 400
ROGERS, AR 72756
(479) 636 4838

MEP ENGINEERS
INSIGHT ENGINEERING
322 S STATE STREET, STE 201
LITTLE ROCK, AR 72201
(501) 237 3077

STRUCTURAL ENGINEERS
ENFRA TME, LLC
BUILDING 2, 1 ALLIED DRIVE, STE 2600
LITTLE ROCK, AR 72202
(501) 666 6776

FOOD SERVICE CONSULTANT
MCKAY-LANE CONSULTING, LTD
1807 DODSON AVE
FT. SMITH, AR 72901
(479) 629 4572

ACOUSTICAL ENGINEERS
ACENTECH
620 W. GERMANTOWN PIKE, STE. 210
PLYMOUTH MEETING PA 19462
(215) 245 8244

PROJECT TITLE

CENTRAL HOUSE & GARDEN

BENTONVILLE, AR

PROJECT NUMBER: 31483

#	ISSUED FOR	DATE
	FINAL CD's	10/2/2026

KEY PLAN

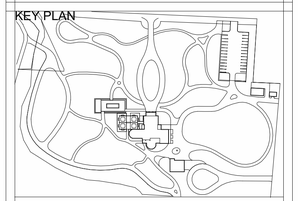

SIGN & SEAL

WITSELL EVANS & RASCO P.A. REGISTERED ARCHITECTS NO 6749 ARKANSAS

DRAWN BY

CHECKED BY

SHEET TITLE

DEMOLITION - EXTERIOR ELEVATIONS

SHEET NUMBER

AD104

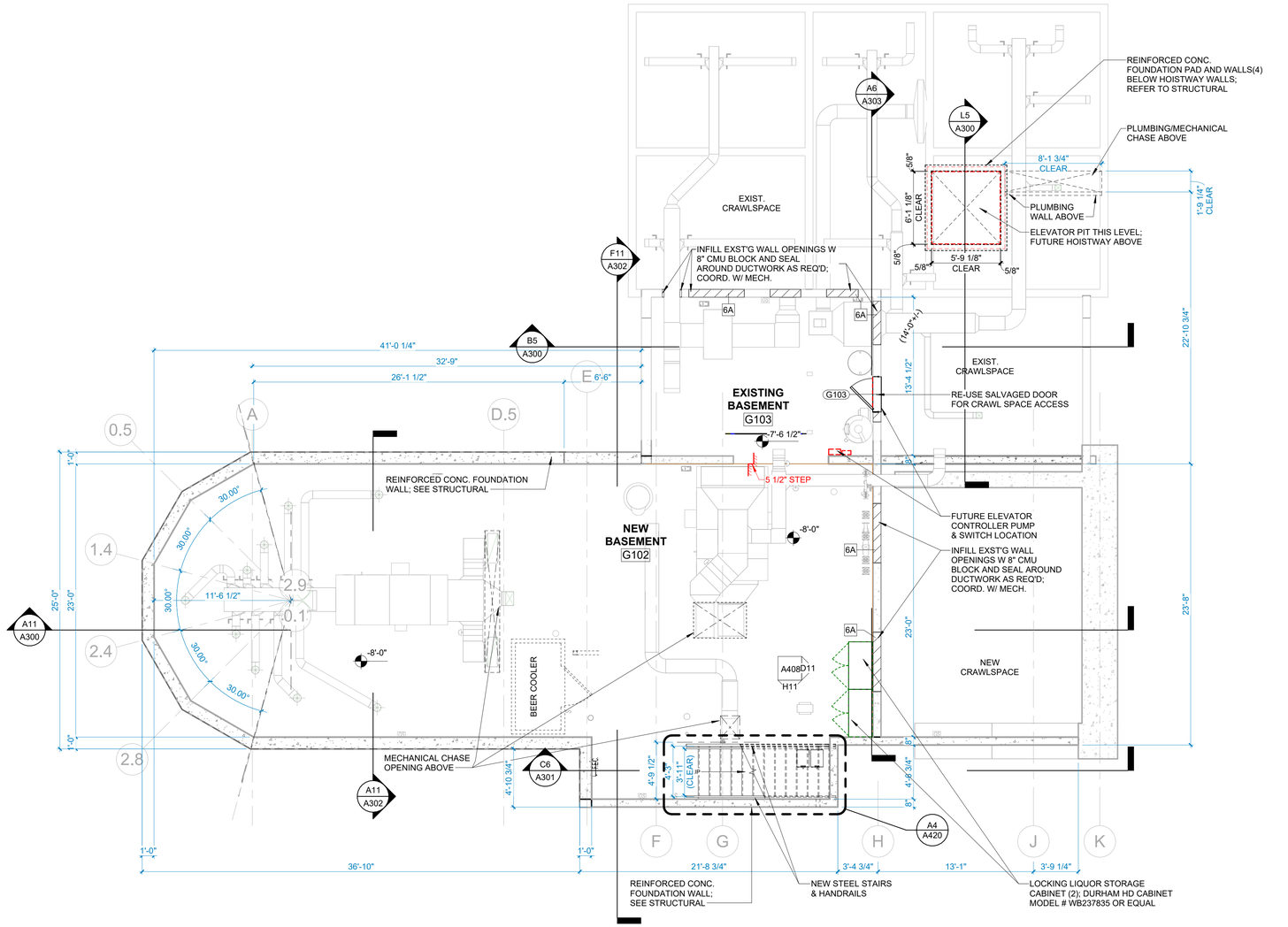

B10 BASEMENT FLOOR PLAN
3/16" = 1'-0"

N

Dirtworks
561 SEVENTH AVENUE FLOOR 11
NEW YORK, NY 10018
(212) 589 2263

WER ARCHITECTS
901 WEST THIRD STREET
LITTLE ROCK, AR 72201
(501) 374 5300

CONSULTANTS

CIVIL ENGINEERS
CRAFTON TULL & ASSOCIATES, INC.
901 N. 47TH STREET, SUITE 400
ROGERS, AR 72756
(479) 636 4838

MEP ENGINEERS
INSIGHT ENGINEERING
322 S STATE STREET, STE 201
LITTLE ROCK, AR 72201
(501) 237 3077

STRUCTURAL ENGINEERS
ENFRA TME, LLC
BUILDING 2, 1 ALLIED DRIVE, STE 2600
LITTLE ROCK, AR 72202
(501) 666 6776

FOOD SERVICE CONSULTANT
MCKAY-LANE CONSULTING, LTD
1807 DODSON AVE
FT. SMITH, AR 72901
(479) 629 4572

ACOUSTICAL ENGINEERS
ACENTECH
620 W. GERMANTOWN PIKE, STE. 210
PLYMOUTH MEETING PA 19462
(215) 245 8244

PROJECT TITLE

CENTRAL HOUSE & GARDEN

BENTONVILLE, AR

PROJECT NUMBER: 31483

#	ISSUED FOR	DATE
	FINAL CD's	10/2/2026

KEY PLAN

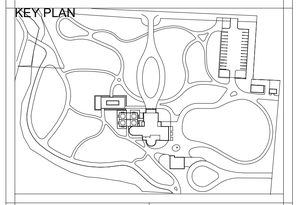

SIGN & SEAL

WITSELL, EVANS & RASCO P.A. REGISTERED ARCHITECTS NO C-44 ARKANSAS 10/2/2026

DRAWN BY

CHECKED BY

SHEET TITLE

BASEMENT FLOOR PLAN

SHEET NUMBER

A100

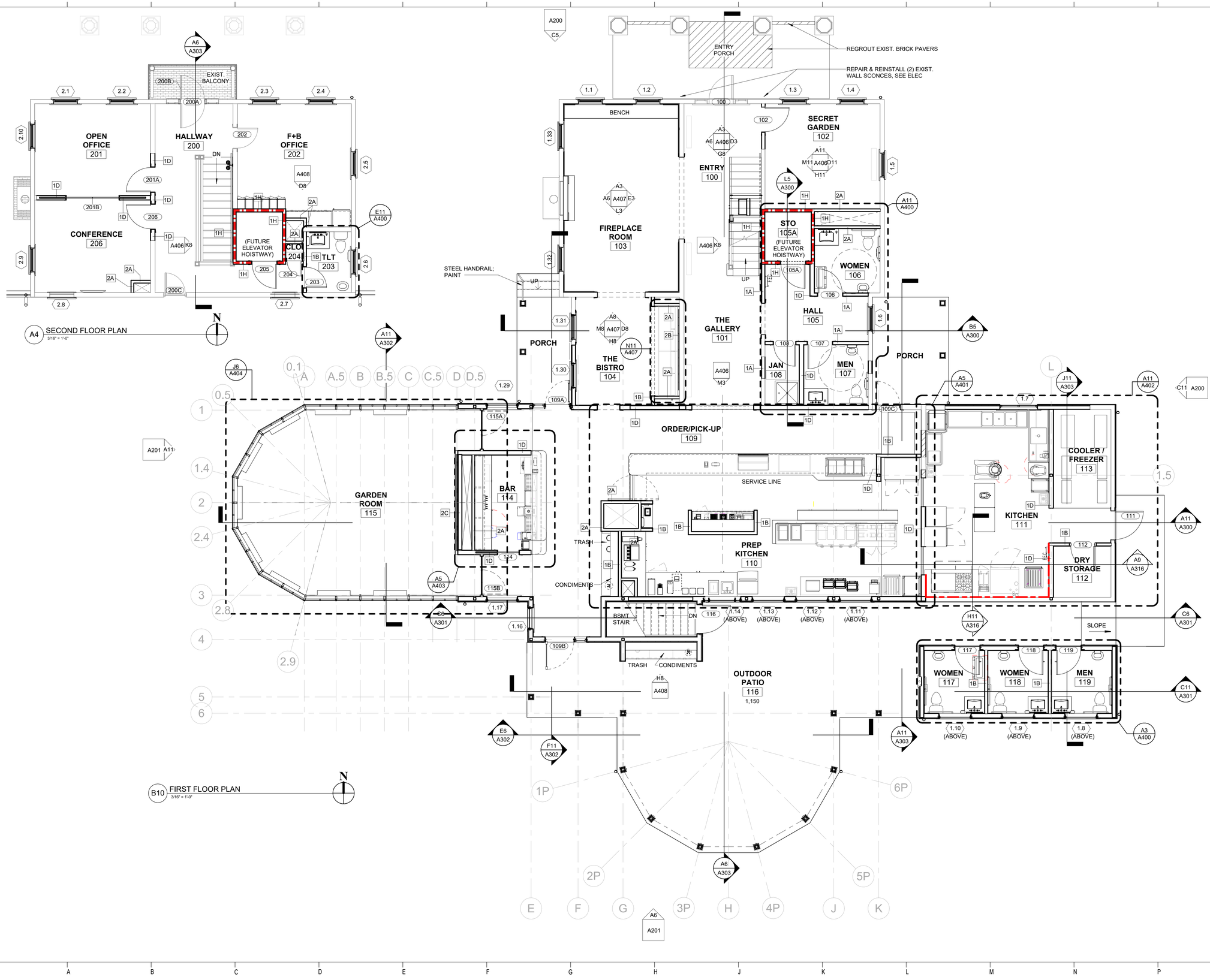

Dirtworks
561 SEVENTH AVENUE FLOOR 11
NEW YORK, NY 10018
(212) 589 2263

WER ARCHITECTS
901 WEST THIRD STREET
LITTLE ROCK, AR 72201
(501) 374 5300

CONSULTANTS

CIVIL ENGINEERS
CRAFTON TULL & ASSOCIATES, INC.
901 N. 47TH STREET, SUITE 400
ROGERS, AR 72756
(479) 636 4838

MEP ENGINEERS
INSIGHT ENGINEERING
322 S STATE STREET, STE 201
LITTLE ROCK, AR 72201
(501) 237 3077

STRUCTURAL ENGINEERS
ENFRA TME, LLC
BUILDING 2, 1 ALLIED DRIVE, STE 2600
LITTLE ROCK, AR 72202
(501) 666 6776

FOOD SERVICE CONSULTANT
MCKAY-LANE CONSULTING, LTD
1807 DODSON AVE
FT. SMITH, AR 72901
(479) 629 4572

ACOUSTICAL ENGINEERS
ACENTECH
620 W. GERMANTOWN PIKE, STE. 210
PLYMOUTH MEETING PA 19462
(215) 245 8244

PROJECT TITLE

CENTRAL HOUSE & GARDEN

BENTONVILLE, AR

PROJECT NUMBER: 31483

#	ISSUED FOR	DATE
	FINAL CD's	10/2/2026

KEY PLAN

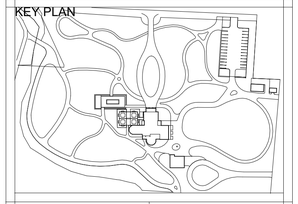

SIGN & SEAL



DRAWN BY

CHECKED BY

SHEET TITLE

FIRST AND SECOND FLOOR PLANS

SHEET NUMBER

A101

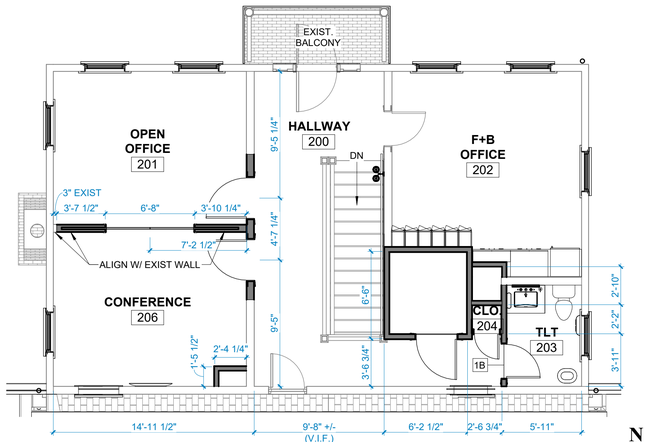

A4 SECOND FLOOR PLAN - DIMENSION
3/16" = 1'-0"



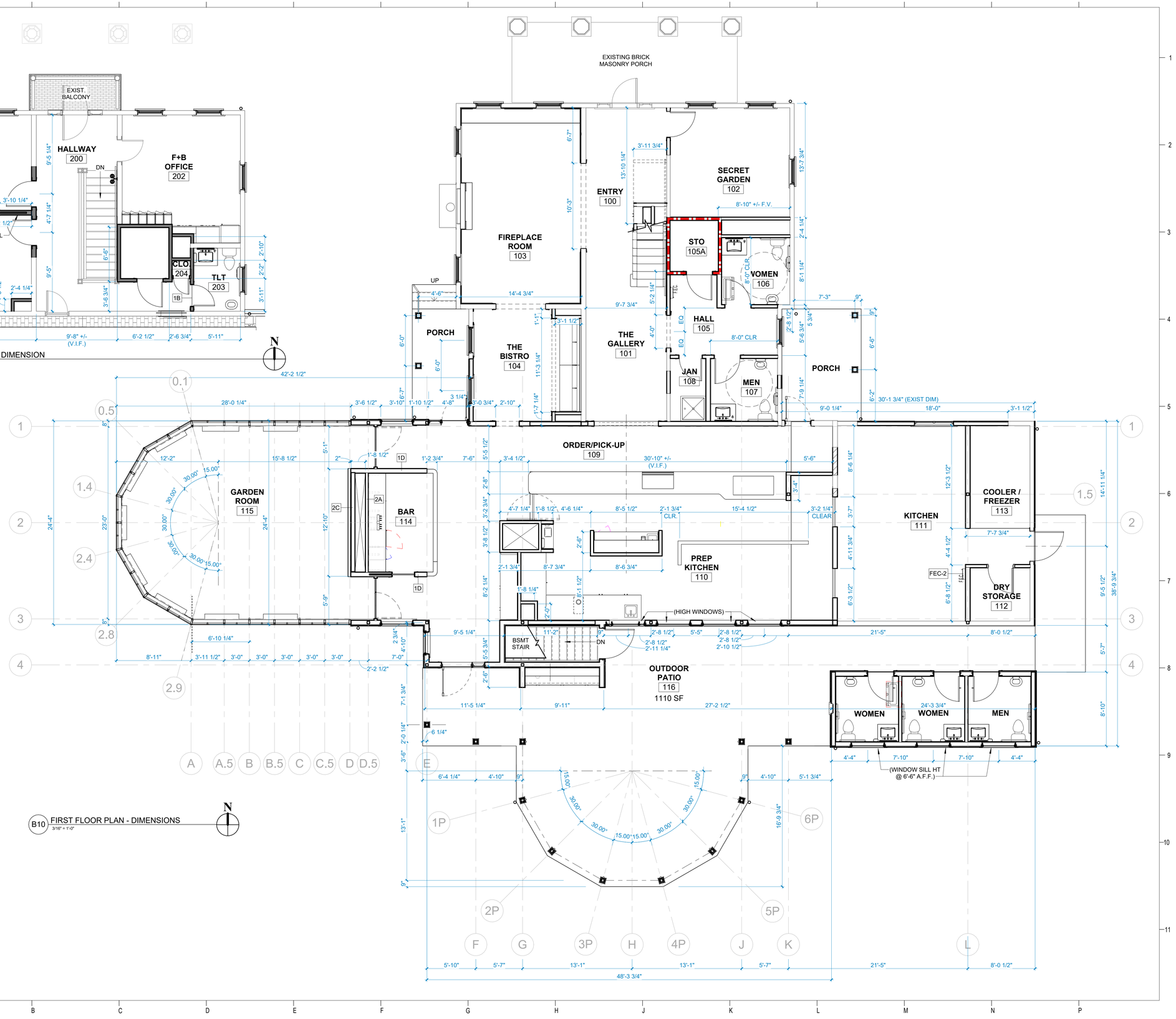

B10 FIRST FLOOR PLAN - DIMENSIONS
3/16" = 1'-0"

Dirtworks
561 SEVENTH AVENUE FLOOR 11
NEW YORK, NY 10018
(212) 589 2263

WER ARCHITECTS
901 WEST THIRD STREET
LITTLE ROCK, AR 72201
(501) 374 5300

CONSULTANTS

CIVIL ENGINEERS
CRAFTON TULL & ASSOCIATES, INC.
901 N. 47TH STREET, SUITE 400
ROGERS, AR 72756
(479) 636 4838

MEP ENGINEERS
INSIGHT ENGINEERING
322 S STATE STREET, STE 201
LITTLE ROCK, AR 72201
(501) 237 3077

STRUCTURAL ENGINEERS
ENFRA TME, LLC
BUILDING 2, 1 ALLIED DRIVE, STE 2600
LITTLE ROCK, AR 72202
(501) 666 6776

FOOD SERVICE CONSULTANT
MCKAY-LANE CONSULTING, LTD
1807 DODSON AVE
FT. SMITH, AR 72901
(479) 629 4572

ACOUSTICAL ENGINEERS
ACENTECH
620 W. GERMANTOWN PIKE, STE. 210
PLYMOUTH MEETING PA 19462
(215) 245 8244

PROJECT TITLE

CENTRAL HOUSE & GARDEN

BENTONVILLE, AR

PROJECT NUMBER: 31483

#	ISSUED FOR	DATE
	FINAL CD's	10/2/2026

KEY PLAN

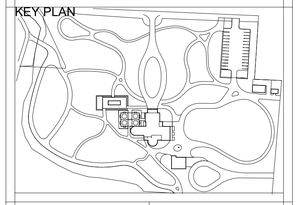

SIGN & SEAL

DRAWN BY

CHECKED BY

SHEET TITLE

DIMENSION FLOOR PLANS

SHEET NUMBER

A102

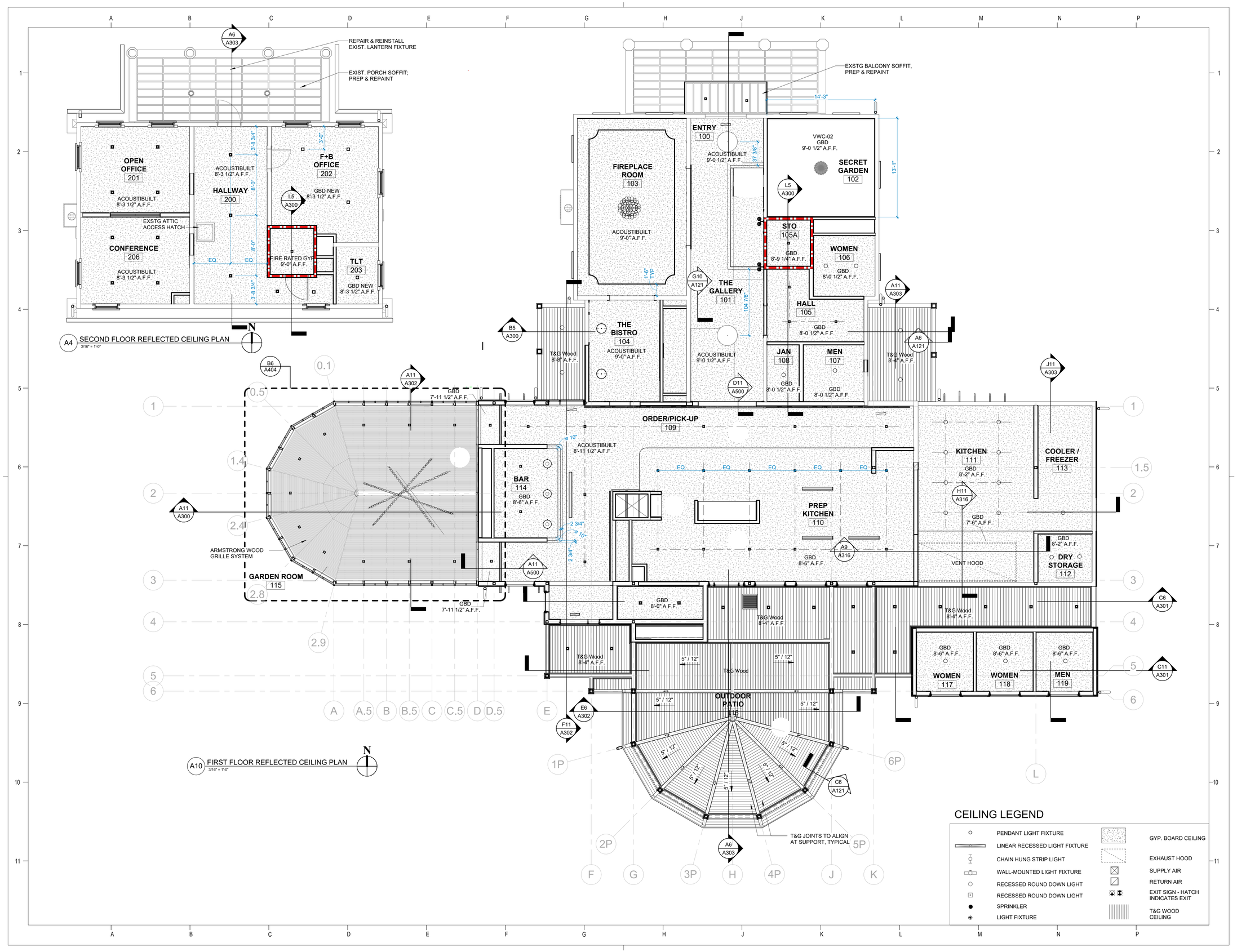

Dirtworks
561 SEVENTH AVENUE FLOOR 11
NEW YORK, NY 10018
(212) 589 2263

WER ARCHITECTS
901 WEST THIRD STREET
LITTLE ROCK, AR 72201
(501) 374 5300

CONSULTANTS

CIVIL ENGINEERS
CRAFTON TULL & ASSOCIATES, INC.
901 N. 47TH STREET, SUITE 400
ROGERS, AR 72756
(479) 636 4838

MEP ENGINEERS
INSIGHT ENGINEERING
322 S STATE STREET, STE 201
LITTLE ROCK, AR 72201
(501) 237 3077

STRUCTURAL ENGINEERS
ENFRA TME, LLC
BUILDING 2, 1 ALLIED DRIVE, STE 2600
LITTLE ROCK, AR 72202
(501) 666 6776

FOOD SERVICE CONSULTANT
MCKAY-LANE CONSULTING, LTD
1807 DODSON AVE
FT. SMITH, AR 72901
(479) 629 4572

ACOUSTICAL ENGINEERS
ACENTECH
620 W. GERMANTOWN PIKE, STE. 210
PLYMOUTH MEETING PA 19462
(215) 245 8244

PROJECT TITLE

CENTRAL HOUSE & GARDEN

BENTONVILLE, AR

PROJECT NUMBER: 31483

#	ISSUED FOR	DATE
	FINAL CD's	10/2/2026

KEY PLAN

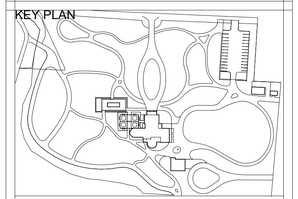

SIGN & SEAL

WITSELL, EVANS & RASCO P.A. REGISTERED ARCHITECTS NO C-44 ARKANSAS 10/2/2026

DRAWN BY

CHECKED BY

SHEET TITLE

FIRST AND SECOND FLOOR REFLECTED CEILING PLAN

SHEET NUMBER

A110

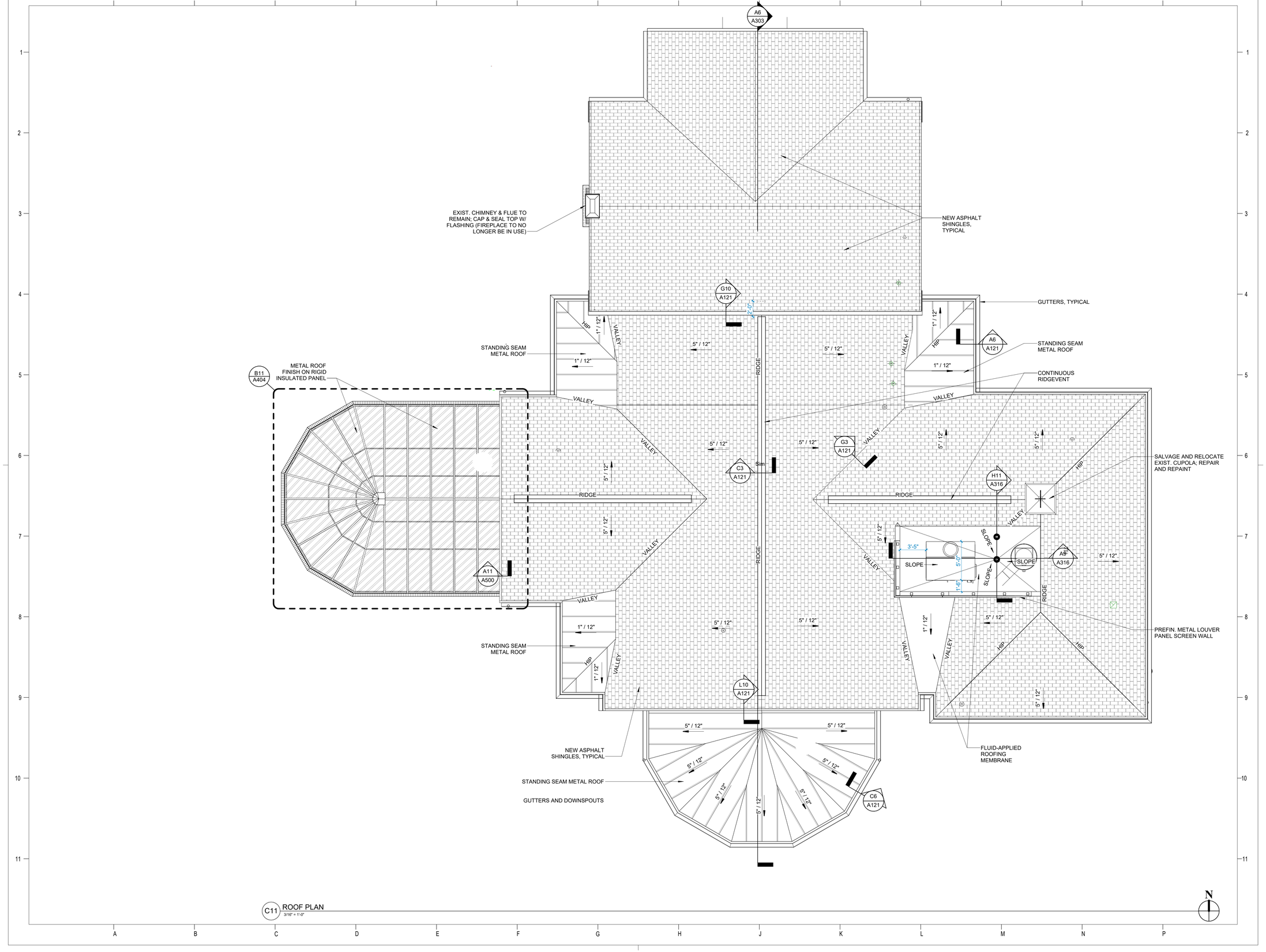

C11 ROOF PLAN
3/16" = 1'-0"

Dirtworks
561 SEVENTH AVENUE FLOOR 11
NEW YORK, NY 10018
(212) 589 2263

WER ARCHITECTS
901 WEST THIRD STREET
LITTLE ROCK, AR 72201
(501) 374 5300

CONSULTANTS

CIVIL ENGINEERS
CRAFTON TULL & ASSOCIATES, INC.
901 N. 47TH STREET, SUITE 400
ROGERS, AR 72756
(479) 636 4838

MEP ENGINEERS
INSIGHT ENGINEERING
322 S STATE STREET, STE 201
LITTLE ROCK, AR 72201
(501) 237 3077

STRUCTURAL ENGINEERS
ENFRA TME, LLC
BUILDING 2, 1 ALLIED DRIVE, STE 2600
LITTLE ROCK, AR 72202
(501) 666 6776

FOOD SERVICE CONSULTANT
MCKAY-LANE CONSULTING, LTD
1807 DODSON AVE
FT. SMITH, AR 72901
(479) 629 4572

ACOUSTICAL ENGINEERS
ACENTECH
620 W. GERMANTOWN PIKE, STE. 210
PLYMOUTH MEETING PA 19462
(215) 245 8244

PROJECT TITLE

CENTRAL HOUSE & GARDEN

BENTONVILLE, AR

PROJECT NUMBER: 31483

#	ISSUED FOR	DATE
	FINAL CD's	10/2/2026

KEY PLAN

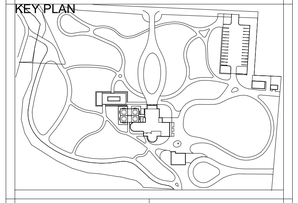

SIGN & SEAL

WITSELL, EVANS & RASCO P.A. REGISTERED ARCHITECTS NO C-49 ARKANSAS

DRAWN BY

CHECKED BY

SHEET TITLE

ROOF PLAN

SHEET NUMBER

A120

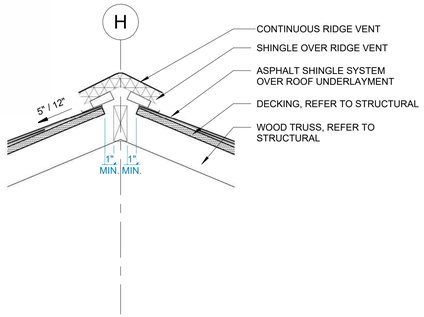

C3 SECTION @ RIDGE VENT - TYP
1 1/2" = 1'-0"

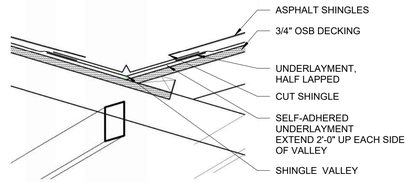

G3 SECTION @ VALLEY - TYP
1 1/2" = 1'-0"

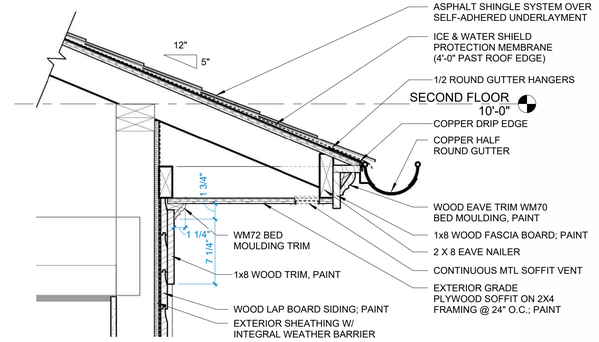

L3 SECTION DETAIL - SOFFIT / EAVE
1 1/2" = 1'-0"

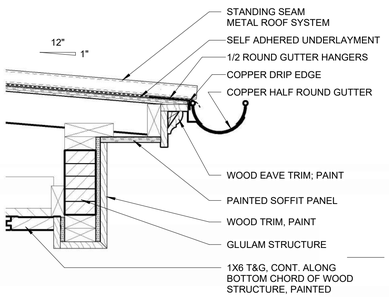

A6 SECTION DETAIL - PORCH EAVE
1 1/2" = 1'-0"

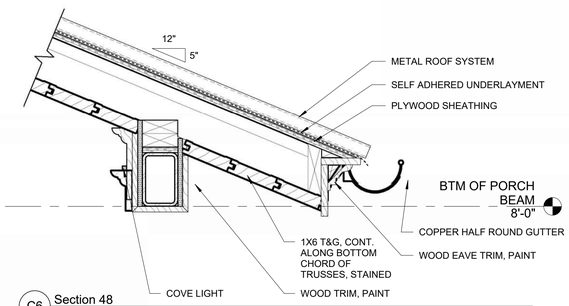

C6 Section 48
1 1/2" = 1'-0"

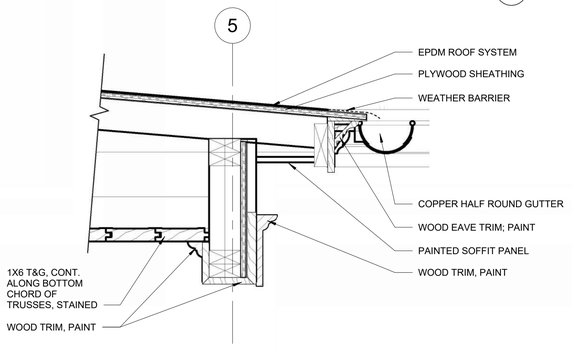

G6 SECTION DETAIL - LOW SLOPE EAVE @ OUTDOOR PATIO
1 1/2" = 1'-0"

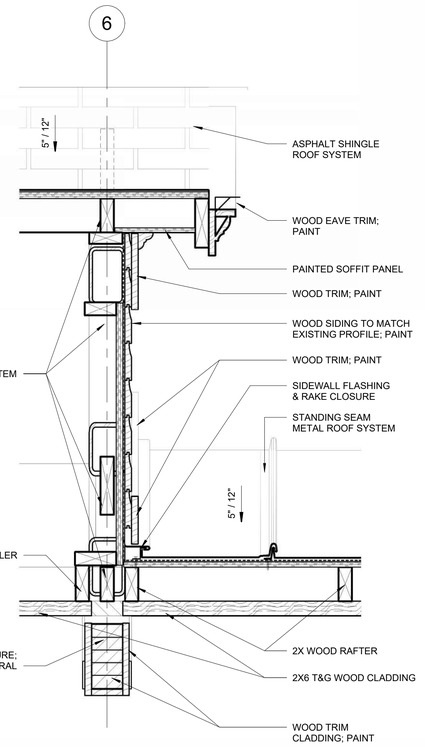

L10 SECTION DETAIL - STANDING SEAM TRANSITION
1 1/2" = 1'-0"

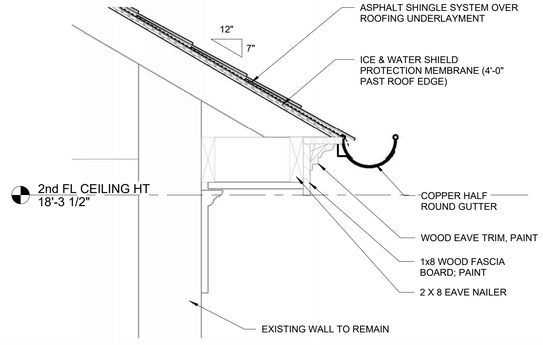

G10 EAVE DETAIL - MAIN HOUSE
1 1/2" = 1'-0"

Dirtworks
561 SEVENTH AVENUE FLOOR 11
NEW YORK, NY 10018
(212) 589 2263

WER ARCHITECTS
901 WEST THIRD STREET
LITTLE ROCK, AR 72201
(501) 374 5300

CONSULTANTS

CIVIL ENGINEERS
CRAFTON TULL & ASSOCIATES, INC.
901 N. 47TH STREET, SUITE 400
ROGERS, AR 72756
(479) 636 4838

MEP ENGINEERS
INSIGHT ENGINEERING
322 S STATE STREET, STE 201
LITTLE ROCK, AR 72201
(501) 237 3077

STRUCTURAL ENGINEERS
ENFRA TME, LLC
BUILDING 2, 1 ALLIED DRIVE, STE 2600
LITTLE ROCK, AR 72202
(501) 666 6776

FOOD SERVICE CONSULTANT
MCKAY-LANE CONSULTING, LTD
1807 DODSON AVE
FT. SMITH, AR 72901
(479) 629 4572

ACOUSTICAL ENGINEERS
ACENTECH
620 W. GERMANTOWN PIKE, STE. 210
PLYMOUTH MEETING PA 19462
(215) 245 8244

PROJECT TITLE

CENTRAL HOUSE & GARDEN

BENTONVILLE, AR

PROJECT NUMBER: 31483

#	ISSUED FOR	DATE
	FINAL CD's	10/2/2026

KEY PLAN

SIGN & SEAL

WITSELL EVANS & RASCO P.A. REGISTERED ARCHITECTS NO. 6349 ARKANSAS 10/2/2026

DRAWN BY

CHECKED BY

SHEET TITLE

ROOF AND GUTTER DETAILS

SHEET NUMBER

A121

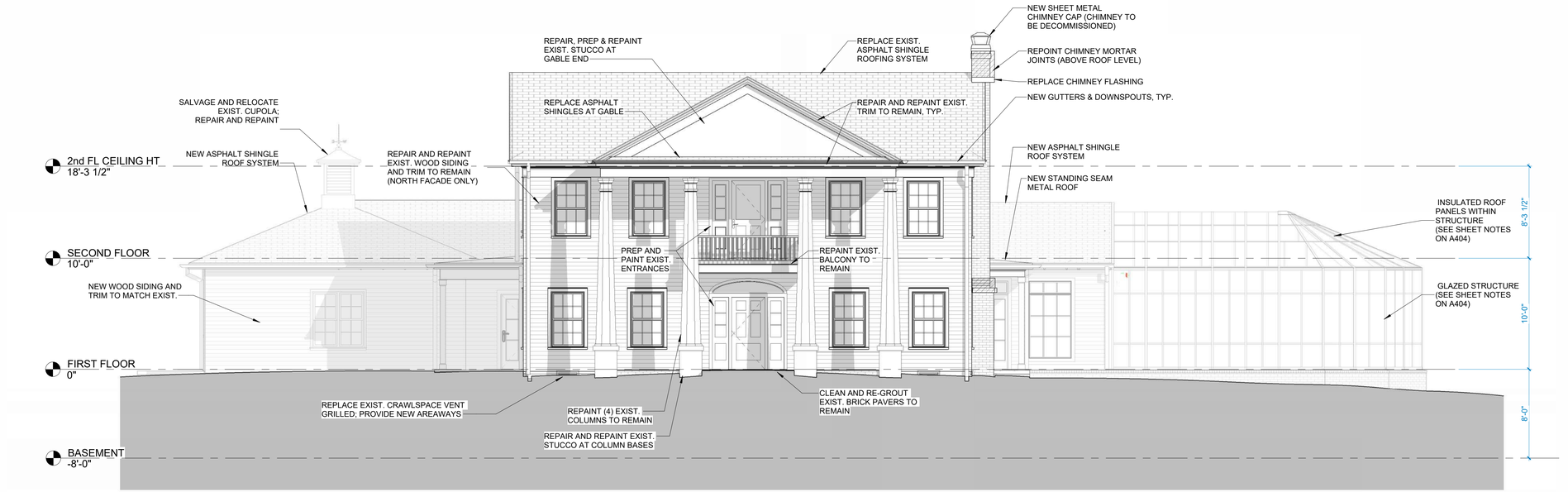

C5 NORTH ELEVATION
3/16" = 1'-0"

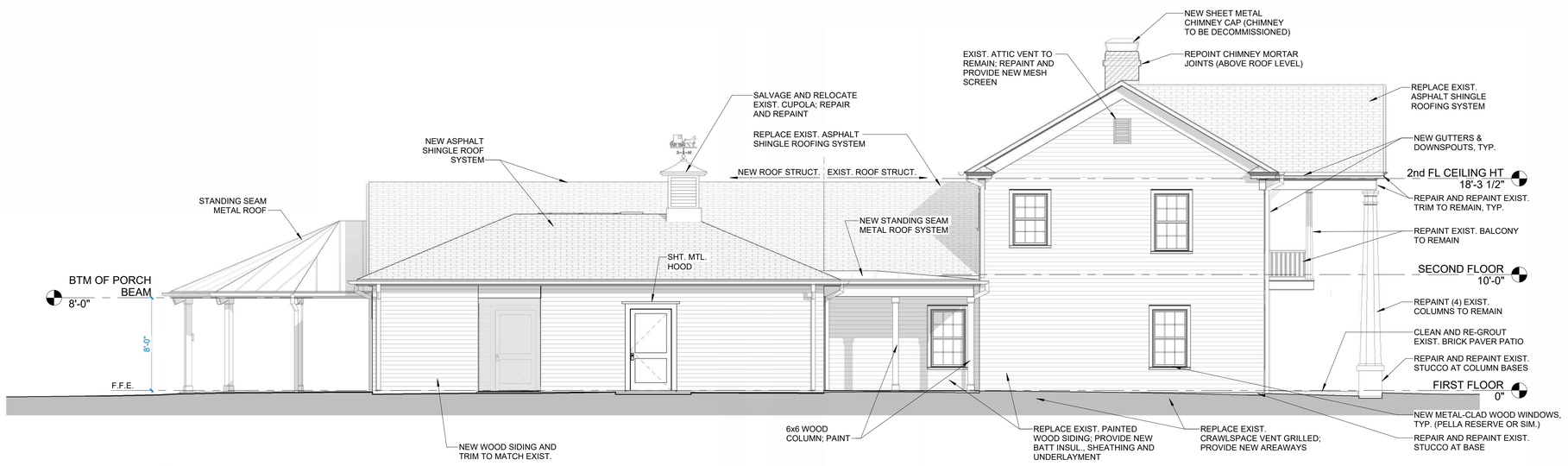

C11 EAST ELEVATION
3/16" = 1'-0"

Dirtworks
561 SEVENTH AVENUE FLOOR 11
NEW YORK, NY 10018
(212) 589 2263

WER ARCHITECTS
901 WEST THIRD STREET
LITTLE ROCK, AR 72201
(501) 374 5300

CONSULTANTS

CIVIL ENGINEERS
CRAFTON TULL & ASSOCIATES, INC.
901 N. 47TH STREET, SUITE 400
ROGERS, AR 72756
(479) 636 4838

MEP ENGINEERS
INSIGHT ENGINEERING
322 S STATE STREET, STE 201
LITTLE ROCK, AR 72201
(501) 237 3077

STRUCTURAL ENGINEERS
ENFRA TME, LLC
BUILDING 2, 1 ALLIED DRIVE, STE 2600
LITTLE ROCK, AR 72202
(501) 666 6776

FOOD SERVICE CONSULTANT
MCKAY-LANE CONSULTING, LTD
1807 DODSON AVE
FT. SMITH, AR 72901
(479) 629 4572

ACOUSTICAL ENGINEERS
ACENTECH
620 W. GERMANTOWN PIKE, STE. 210
PLYMOUTH MEETING PA 19462
(215) 245 8244

PROJECT TITLE

CENTRAL HOUSE & GARDEN

BENTONVILLE, AR

PROJECT NUMBER: 31483

#	ISSUED FOR	DATE
	FINAL CD's	10/2/2026

KEY PLAN

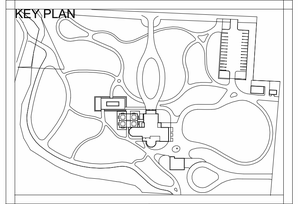

SIGN & SEAL

WITSELL, EVANS & RASCO P.A. REGISTERED ARCHITECTS NO C-44 ARKANSAS

DRAWN BY

CHECKED BY

SHEET TITLE

EXTERIOR ELEVATIONS

SHEET NUMBER

A200

A6 SOUTH ELEVATION
3/16" = 1'-0"

A11 WEST ELEVATION
3/16" = 1'-0"

Dirtworks
561 SEVENTH AVENUE FLOOR 11
NEW YORK, NY 10018
(212) 589 2263

WER ARCHITECTS
901 WEST THIRD STREET
LITTLE ROCK, AR 72201
(501) 374 5300

CONSULTANTS

CIVIL ENGINEERS
CRAFTON TULL & ASSOCIATES, INC.
901 N. 47TH STREET, SUITE 400
ROGERS, AR 72756
(479) 636 4838

MEP ENGINEERS
INSIGHT ENGINEERING
322 S STATE STREET, STE 201
LITTLE ROCK, AR 72201
(501) 237 3077

STRUCTURAL ENGINEERS
ENFRA TME, LLC
BUILDING 2, 1 ALLIED DRIVE, STE 2600
LITTLE ROCK, AR 72202
(501) 666 6776

FOOD SERVICE CONSULTANT
MCKAY-LANE CONSULTING, LTD
1807 DODSON AVE
FT. SMITH, AR 72901
(479) 629 4572

ACOUSTICAL ENGINEERS
ACENTECH
620 W. GERMANTOWN PIKE, STE. 210
PLYMOUTH MEETING PA 19462
(215) 245 8244

PROJECT TITLE

CENTRAL HOUSE & GARDEN

BENTONVILLE, AR

PROJECT NUMBER: 31483

#	ISSUED FOR	DATE
	FINAL CD's	10/2/2026

KEY PLAN

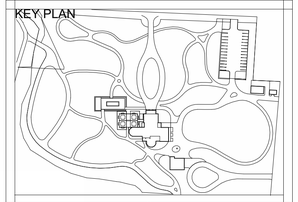

SIGN & SEAL

WITSELL, EVANS & RASCO P.A. REGISTERED ARCHITECTS NO C-44 ARKANSAS

DRAWN BY

CHECKED BY

SHEET TITLE

EXTERIOR ELEVATIONS

SHEET NUMBER

A201

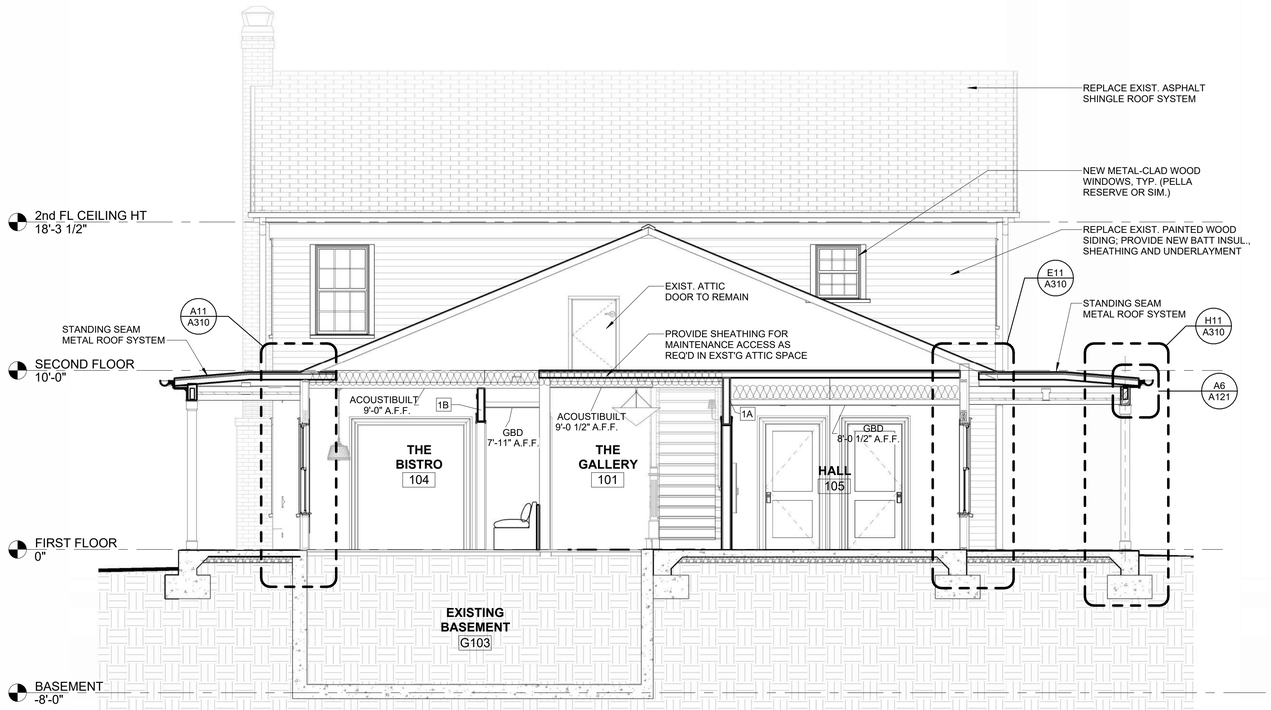

B5 BUILDING SECTION 1 - LOOKING NORTH
1/4" = 1'-0"

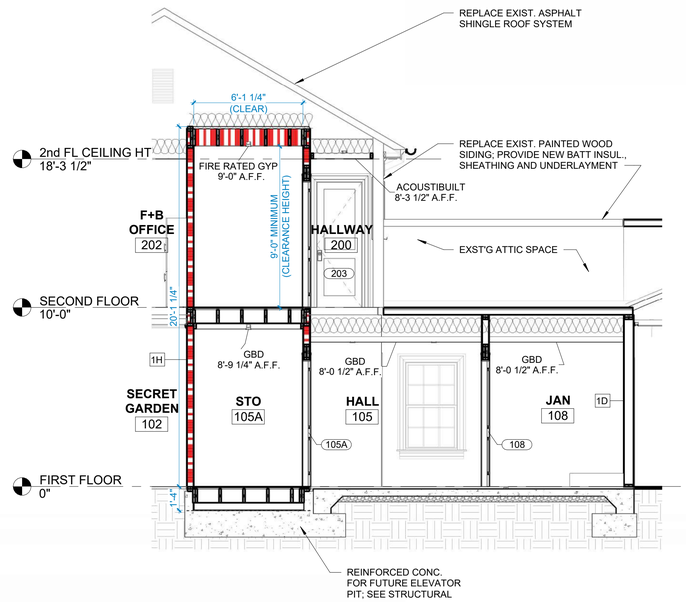

L5 BUILDING SECTION - FIRE RATED CLOSETS (LOOKING EAST)
1/4" = 1'-0"

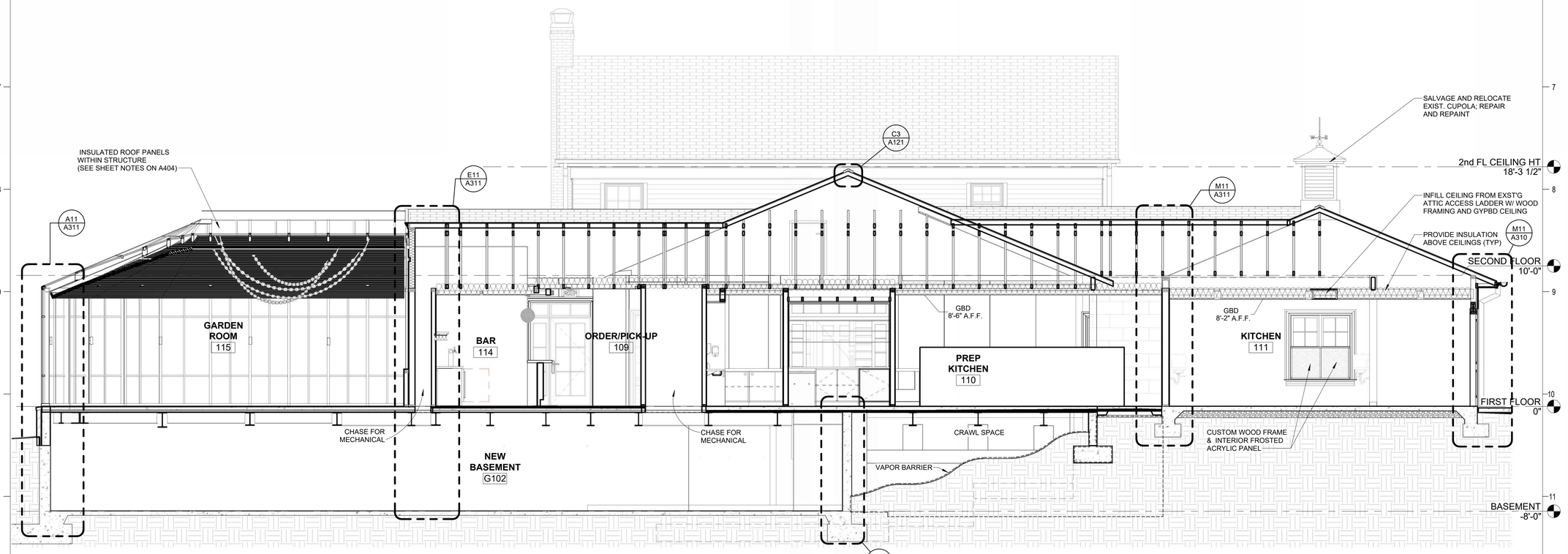

A11 BUILDING SECTION 2 - LOOKING NORTH
1/4" = 1'-0"

Dirtworks
561 SEVENTH AVENUE FLOOR 11
NEW YORK, NY 10018
(212) 589 2263

WER ARCHITECTS
901 WEST THIRD STREET
LITTLE ROCK, AR 72201
(501) 374 5300

CONSULTANTS

CIVIL ENGINEERS
CRAFTON TULL & ASSOCIATES, INC.
901 N. 47TH STREET, SUITE 400
ROGERS, AR 72756
(479) 636 4838

MEP ENGINEERS
INSIGHT ENGINEERING
322 S STATE STREET, STE 201
LITTLE ROCK, AR 72201
(501) 237 3077

STRUCTURAL ENGINEERS
ENFRA TME, LLC
BUILDING 2, 1 ALLIED DRIVE, STE 2600
LITTLE ROCK, AR 72202
(501) 666 6776

FOOD SERVICE CONSULTANT
MCKAY-LANE CONSULTING, LTD
1807 DODSON AVE
FT. SMITH, AR 72901
(479) 629 4572

ACOUSTICAL ENGINEERS
ACENTECH
620 W. GERMANTOWN PIKE, STE. 210
PLYMOUTH MEETING PA 19462
(215) 245 8244

PROJECT TITLE

CENTRAL HOUSE & GARDEN

BENTONVILLE, AR

PROJECT NUMBER: 31483

#	ISSUED FOR	DATE
	FINAL CD's	10/2/2026

KEY PLAN

SIGN & SEAL

WITSELL EVANS & RASCO P.A. REGISTERED ARCHITECTS NO C-447 ARKANSAS

DRAWN BY

CHECKED BY

SHEET TITLE

BUILDING SECTIONS

SHEET NUMBER

A300

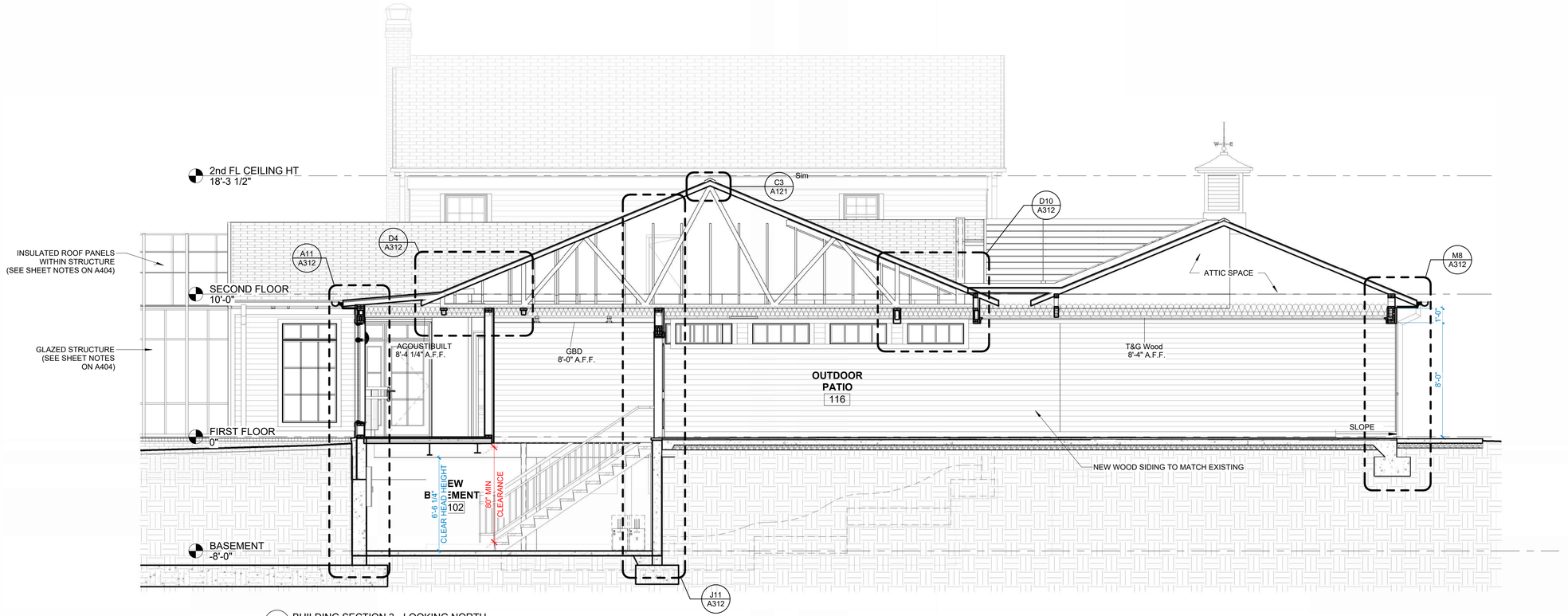

C6 BUILDING SECTION 3 - LOOKING NORTH
1/4" = 1'-0"

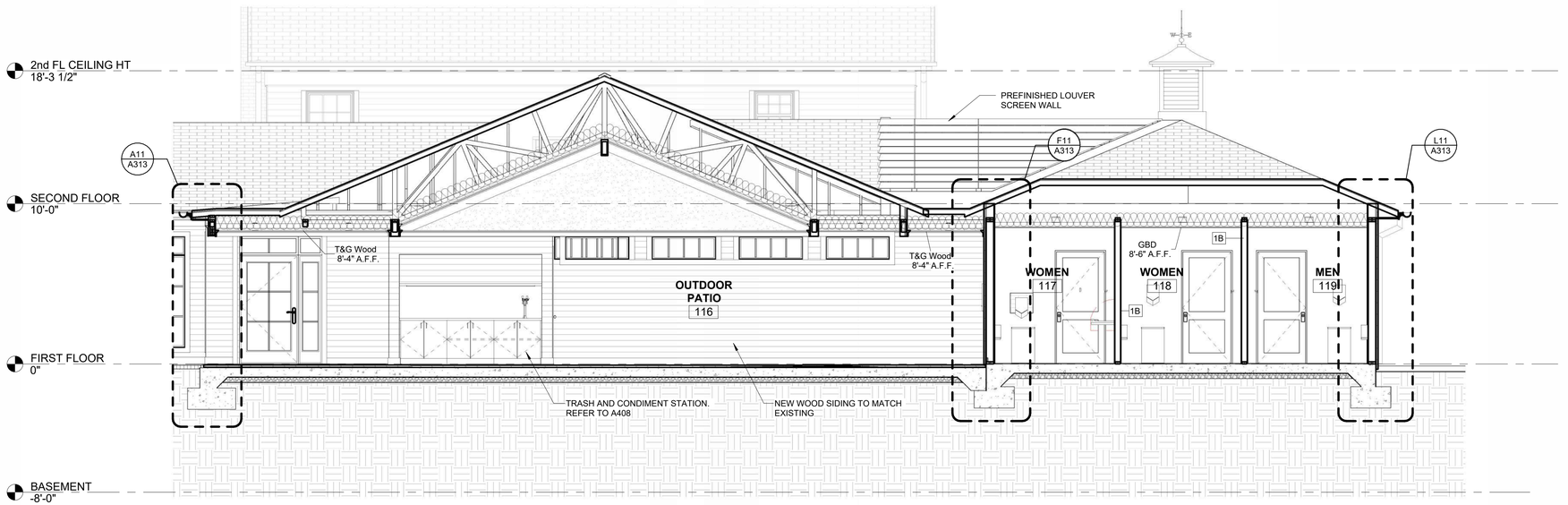

C11 BUILDING SECTION 4 - LOOKING NORTH
1/4" = 1'-0"

Dirtworks
561 SEVENTH AVENUE FLOOR 11
NEW YORK, NY 10018
(212) 589 2263

WER ARCHITECTS
901 WEST THIRD STREET
LITTLE ROCK, AR 72201
(501) 374 5300

CONSULTANTS

CIVIL ENGINEERS
CRAFTON TULL & ASSOCIATES, INC.
901 N. 47TH STREET, SUITE 400
ROGERS, AR 72756
(479) 636 4838

MEP ENGINEERS
INSIGHT ENGINEERING
322 S STATE STREET, STE 201
LITTLE ROCK, AR 72201
(501) 237 3077

STRUCTURAL ENGINEERS
ENFRA TME, LLC
BUILDING 2, 1 ALLIED DRIVE, STE 2600
LITTLE ROCK, AR 72202
(501) 666 6776

FOOD SERVICE CONSULTANT
MCKAY-LANE CONSULTING, LTD
1807 DODSON AVE
FT. SMITH, AR 72901
(479) 629 4572

ACOUSTICAL ENGINEERS
ACENTECH
620 W. GERMANTOWN PIKE, STE. 210
PLYMOUTH MEETING PA 19462
(215) 245 8244

PROJECT TITLE

CENTRAL HOUSE & GARDEN

BENTONVILLE, AR

PROJECT NUMBER: 31483

#	ISSUED FOR	DATE
	FINAL CD's	10/2/2026

KEY PLAN

SIGN & SEAL

WITSELL EVANS & RASCO P.A. REGISTERED ARCHITECTS NO C-49 ARKANSAS

DRAWN BY

CHECKED BY

SHEET TITLE

BUILDING SECTIONS

SHEET NUMBER

A301

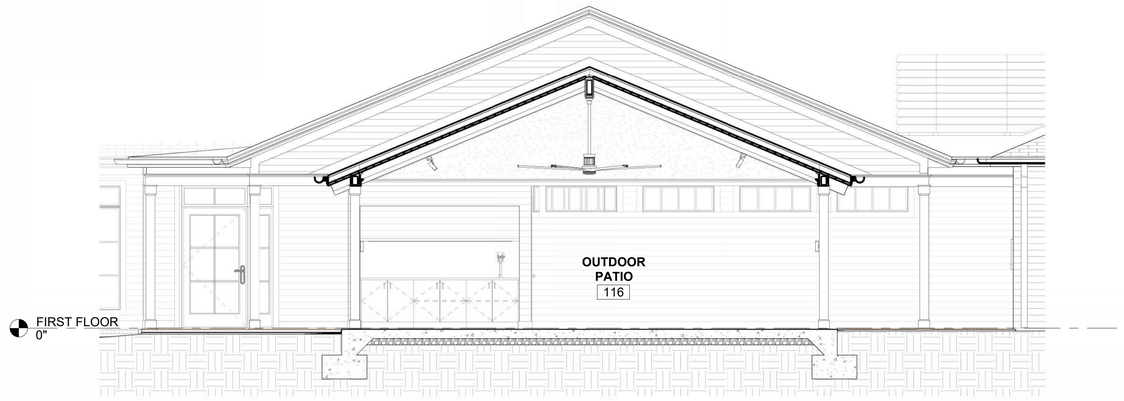

E6 BUILDING SECTION 5 - LOOKING NORTH
1/4" = 1'-0"

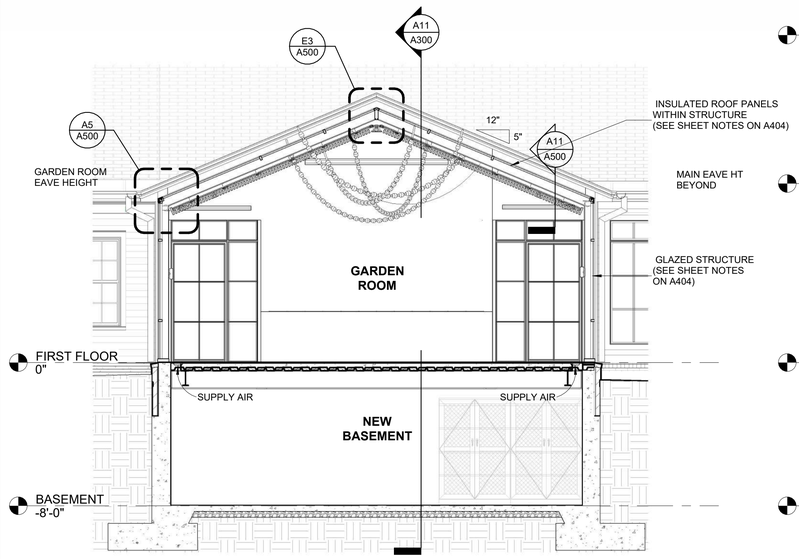

A11 BUILDING SECTION 1 - LOOKING EAST
1/4" = 1'-0"

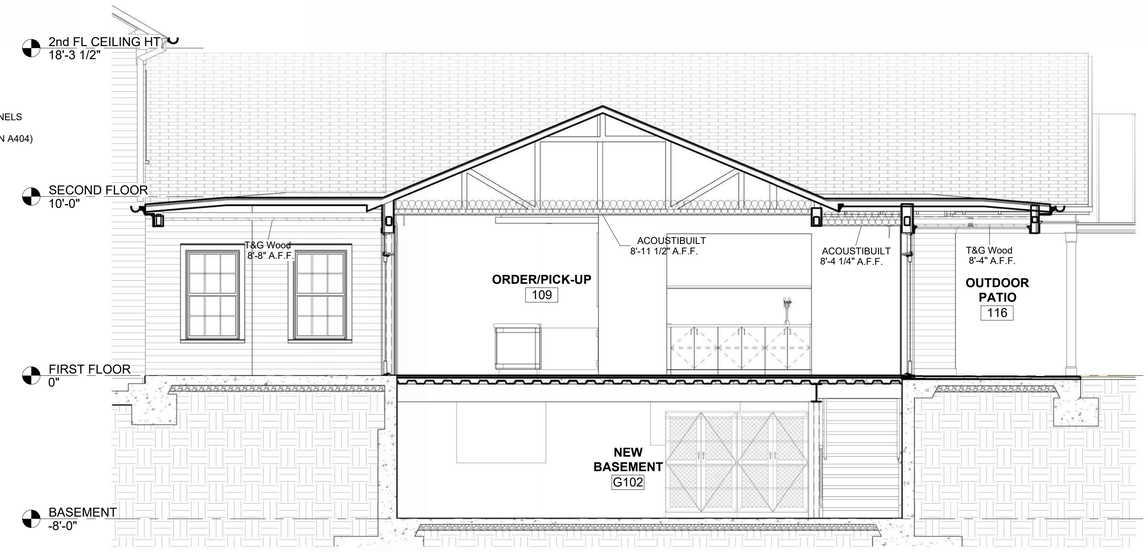

F11 BUILDING SECTION 2 - LOOKING EAST
1/4" = 1'-0"

Dirtworks
561 SEVENTH AVENUE FLOOR 11
NEW YORK, NY 10018
(212) 589 2263

WER ARCHITECTS
901 WEST THIRD STREET
LITTLE ROCK, AR 72201
(501) 374 5300

CONSULTANTS

CIVIL ENGINEERS
CRAFTON TULL & ASSOCIATES, INC.
901 N. 47TH STREET, SUITE 400
ROGERS, AR 72756
(479) 636 4838

MEP ENGINEERS
INSIGHT ENGINEERING
322 S STATE STREET, STE 201
LITTLE ROCK, AR 72201
(501) 237 3077

STRUCTURAL ENGINEERS
ENFRA TME, LLC
BUILDING 2, 1 ALLIED DRIVE, STE 2600
LITTLE ROCK, AR 72202
(501) 666 6776

FOOD SERVICE CONSULTANT
MCKAY-LANE CONSULTING, LTD
1807 DODSON AVE
FT. SMITH, AR 72901
(479) 629 4572

ACOUSTICAL ENGINEERS
ACENTECH
620 W. GERMANTOWN PIKE, STE. 210
PLYMOUTH MEETING PA 19462
(215) 245 8244

PROJECT TITLE

CENTRAL HOUSE & GARDEN

BENTONVILLE, AR

PROJECT NUMBER: 31483

#	ISSUED FOR	DATE
	FINAL CD's	10/2/2026

KEY PLAN

SIGN & SEAL

WITSELL, EVANS & RASCO P.A.
REGISTERED ARCHITECTS
NO C-447
ARKANSAS

DRAWN BY

CHECKED BY

SHEET TITLE

BUILDING SECTIONS

SHEET NUMBER

A302

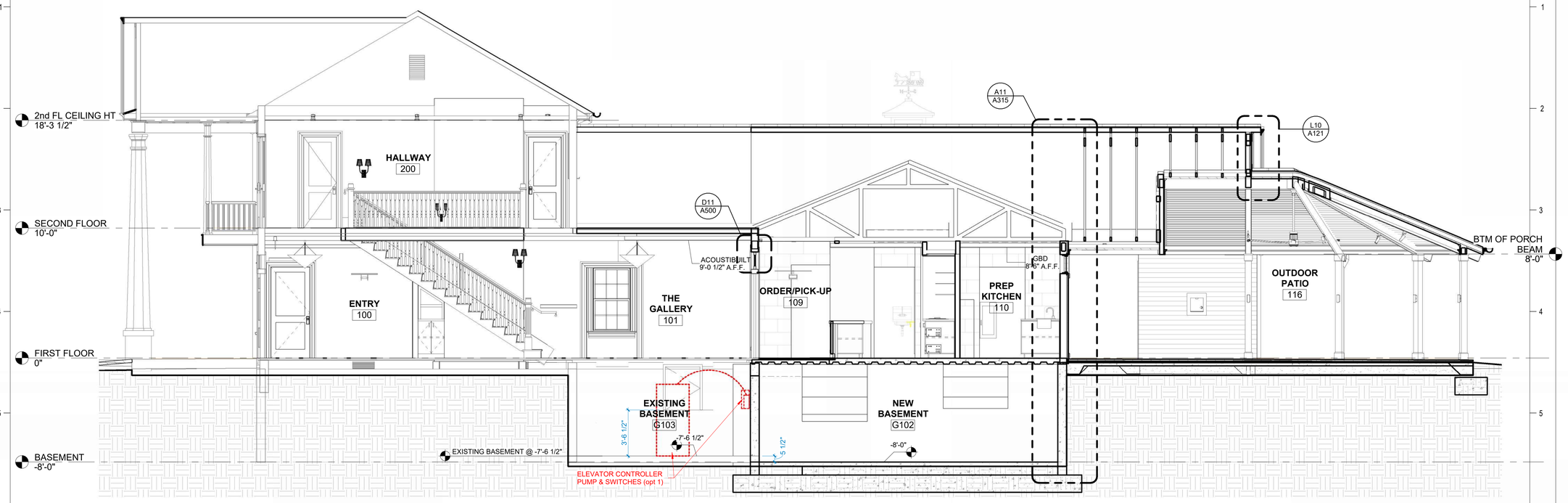

A6 BUILDING SECTION 3 - LOOKING EAST
1/4" = 1'-0"

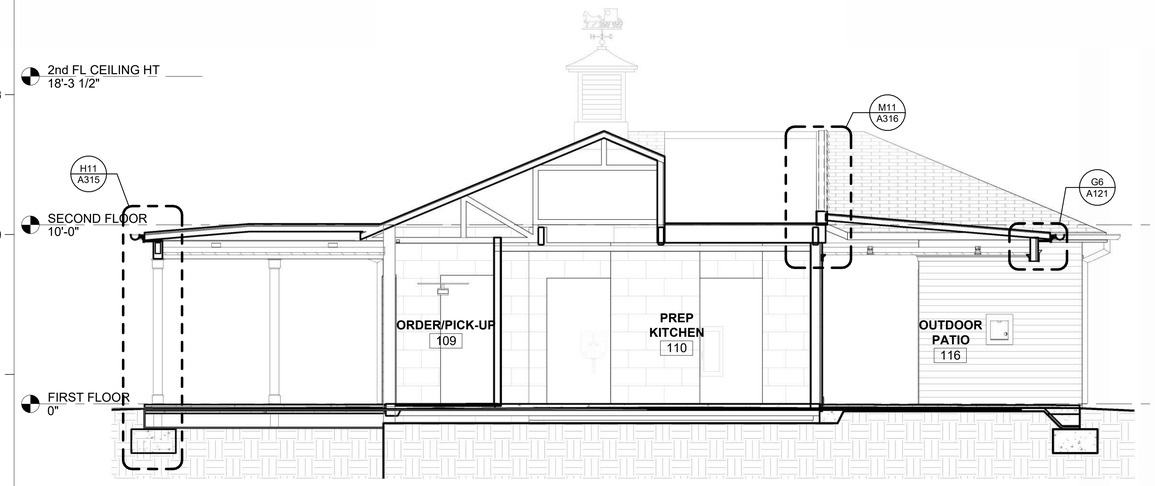

A11 BUILDING SECTION 4 - LOOKING EAST
1/4" = 1'-0"

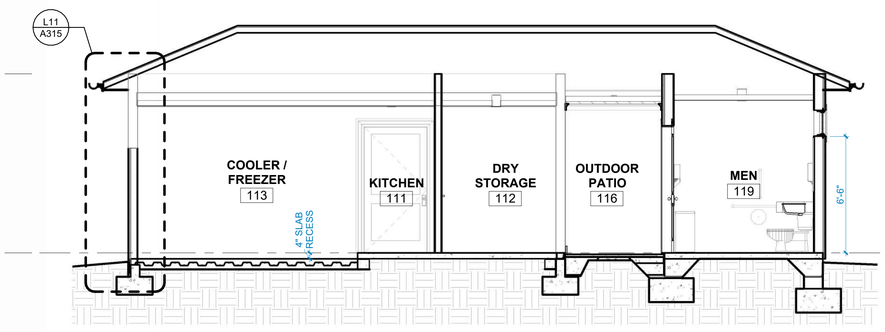

J11 BUILDING SECTION 5 - LOOKING EAST
1/4" = 1'-0"

Dirtworks
561 SEVENTH AVENUE FLOOR 11
NEW YORK, NY 10018
(212) 589 2263

WER ARCHITECTS
901 WEST THIRD STREET
LITTLE ROCK, AR 72201
(501) 374 5300

CONSULTANTS

CIVIL ENGINEERS
CRAFTON TULL & ASSOCIATES, INC.
901 N. 47TH STREET, SUITE 400
ROGERS, AR 72756
(479) 636 4838

MEP ENGINEERS
INSIGHT ENGINEERING
322 S STATE STREET, STE 201
LITTLE ROCK, AR 72201
(501) 237 3077

STRUCTURAL ENGINEERS
ENFRA TME, LLC
BUILDING 2, 1 ALLIED DRIVE, STE 2600
LITTLE ROCK, AR 72202
(501) 666 6776

FOOD SERVICE CONSULTANT
MCKAY-LANE CONSULTING, LTD
1807 DODSON AVE
FT. SMITH, AR 72901
(479) 629 4572

ACOUSTICAL ENGINEERS
ACENTECH
620 W. GERMANTOWN PIKE, STE. 210
PLYMOUTH MEETING PA 19462
(215) 245 8244

PROJECT TITLE

CENTRAL HOUSE & GARDEN

BENTONVILLE, AR

PROJECT NUMBER: 31483

#	ISSUED FOR	DATE
	FINAL CD's	10/2/2026

KEY PLAN

SIGN & SEAL

WITSELL EVANS & RASCO P.A. REGISTERED ARCHITECTS ND C-49 ARKANSAS

DRAWN BY

CHECKED BY

SHEET TITLE

BUILDING SECTIONS

SHEET NUMBER

A303

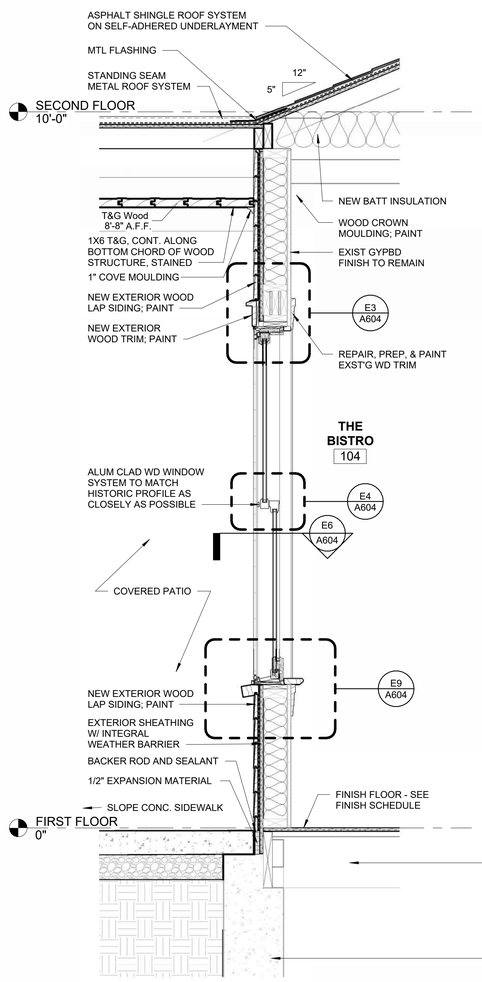

A11 WALL SECTION - A1
1" = 1'-0"

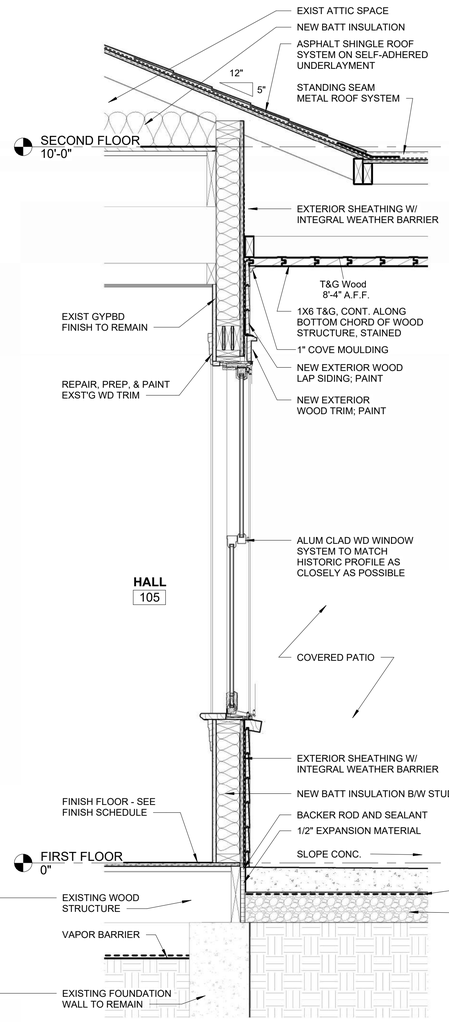

E11 WALL SECTION - A2
1" = 1'-0"

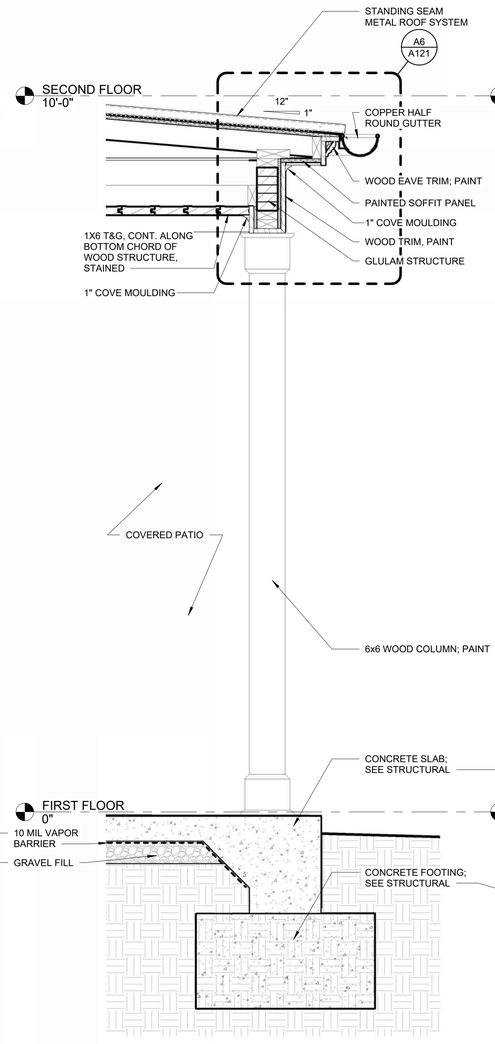

H11 WALL SECTION - A3
1" = 1'-0"

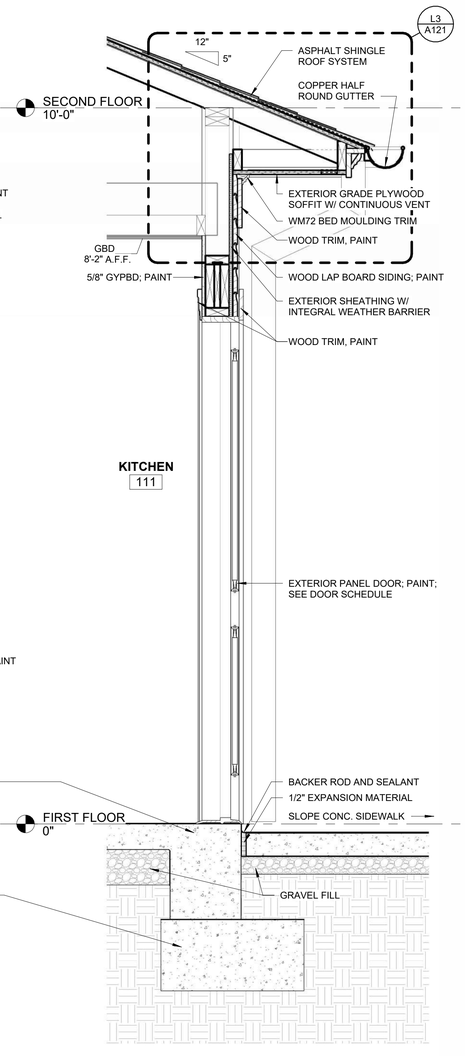

M11 WALL SECTION - B5
1" = 1'-0"

Dirtworks
561 SEVENTH AVENUE FLOOR 11
NEW YORK, NY 10018
(212) 589 2263

WER ARCHITECTS
901 WEST THIRD STREET
LITTLE ROCK, AR 72201
(501) 374 5300

CONSULTANTS

CIVIL ENGINEERS
CRAFTON TULL & ASSOCIATES, INC.
901 N. 47TH STREET, SUITE 400
ROGERS, AR 72756
(479) 636 4838

MEP ENGINEERS
INSIGHT ENGINEERING
322 S STATE STREET, STE 201
LITTLE ROCK, AR 72201
(501) 237 3077

STRUCTURAL ENGINEERS
ENFRA TME, LLC
BUILDING 2, 1 ALLIED DRIVE, STE 2600
LITTLE ROCK, AR 72202
(501) 666 6776

FOOD SERVICE CONSULTANT
MCKAY-LANE CONSULTING, LTD
1807 DODSON AVE
FT. SMITH, AR 72901
(479) 629 4572

ACOUSTICAL ENGINEERS
ACENTECH
620 W. GERMANTOWN PIKE, STE. 210
PLYMOUTH MEETING PA 19462
(215) 245 8244

PROJECT TITLE

CENTRAL HOUSE & GARDEN

BENTONVILLE, AR

PROJECT NUMBER: 31483

#	ISSUED FOR	DATE
	FINAL CD's	10/2/2026

KEY PLAN

SIGN & SEAL

WITSELL EVANS & RASCO P.A. REGISTERED ARCHITECTS NO. 2447 ARKANSAS 10/2/2026

DRAWN BY

CHECKED BY

SHEET TITLE

WALL SECTIONS

SHEET NUMBER

A310

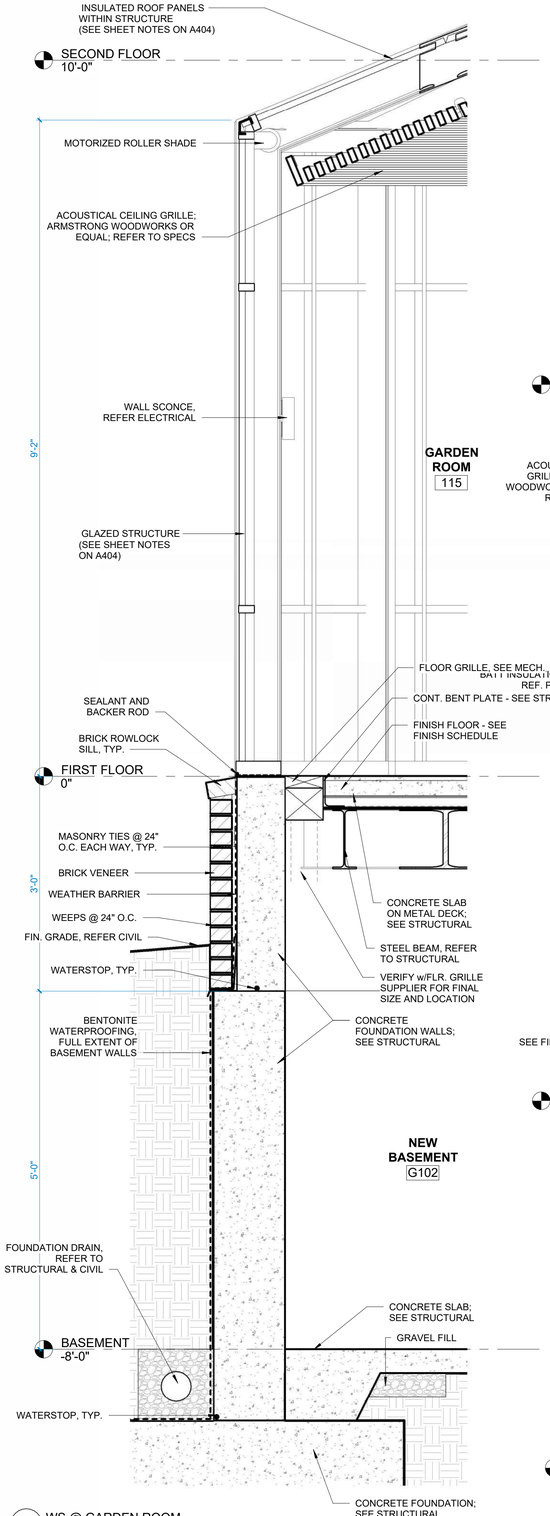

A11 WS @ GARDEN ROOM
1" = 1'-0"

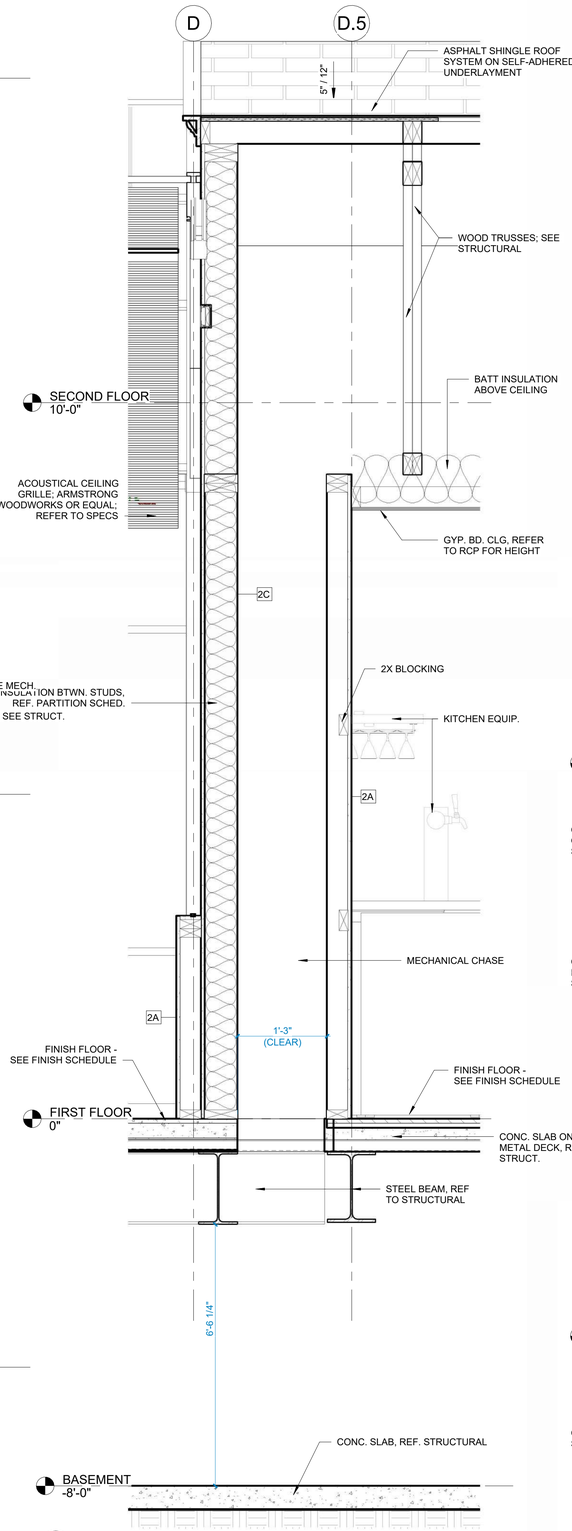

E11 WS @ BAR CHASE
1" = 1'-0"

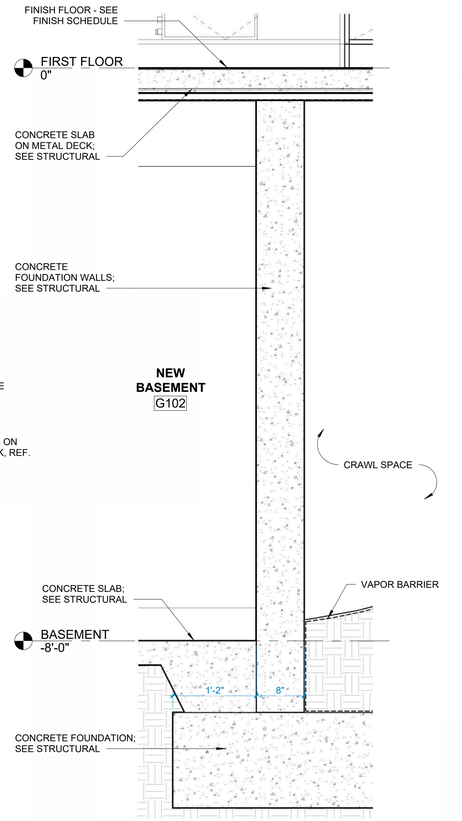

H11 WS @ NEW BASEMENT
1" = 1'-0"

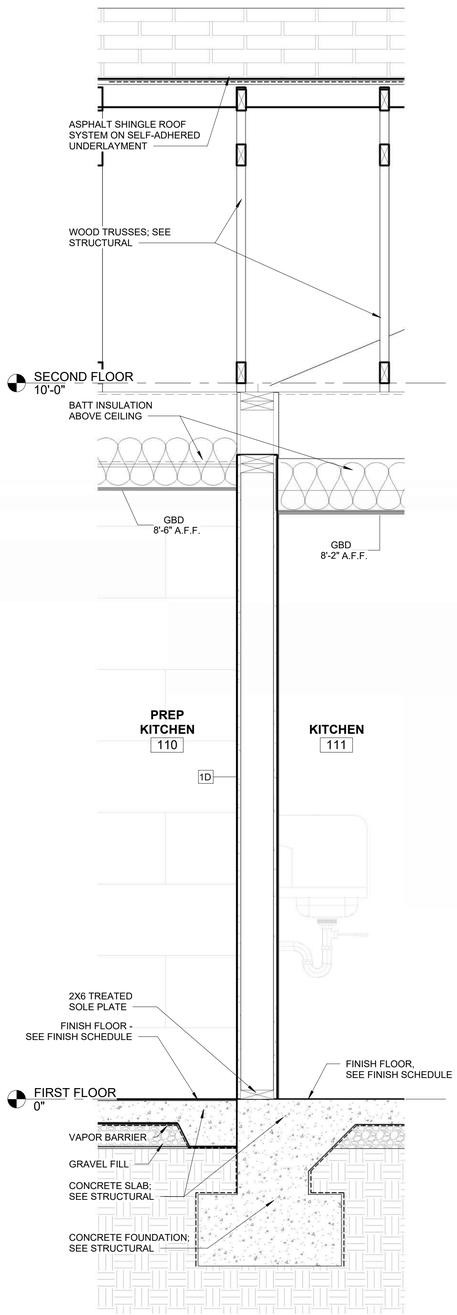

M11 WS @ PREP KITCHEN & KITCHEN
1" = 1'-0"

Dirtworks
561 SEVENTH AVENUE FLOOR 11
NEW YORK, NY 10018
(212) 589 2263

WER ARCHITECTS
901 WEST THIRD STREET
LITTLE ROCK, AR 72201
(501) 374 5300

CONSULTANTS

CIVIL ENGINEERS
CRAFTON TULL & ASSOCIATES, INC.
901 N. 47TH STREET, SUITE 400
ROGERS, AR 72756
(479) 636 4838

MEP ENGINEERS
INSIGHT ENGINEERING
322 S STATE STREET, STE 201
LITTLE ROCK, AR 72201
(501) 237 3077

STRUCTURAL ENGINEERS
ENFRA TME, LLC
BUILDING 2, 1 ALLIED DRIVE, STE 2600
LITTLE ROCK, AR 72202
(501) 666 6776

FOOD SERVICE CONSULTANT
MCKAY-LANE CONSULTING, LTD
1807 DODSON AVE
FT. SMITH, AR 72901
(479) 629 4572

ACOUSTICAL ENGINEERS
ACENTECH
620 W. GERMANTOWN PIKE, STE. 210
PLYMOUTH MEETING PA 19462
(215) 245 8244

PROJECT TITLE

CENTRAL HOUSE & GARDEN

BENTONVILLE, AR

PROJECT NUMBER: 31483

#	ISSUED FOR	DATE
	FINAL CD's	10/2/2026

KEY PLAN

SIGN & SEAL

WITSELL EVANS & RASCO PA
REGISTERED ARCHITECTS
NO C-947
ARKANSAS
10/2/2026

DRAWN BY

CHECKED BY

SHEET TITLE

WALL SECTIONS

SHEET NUMBER

A311

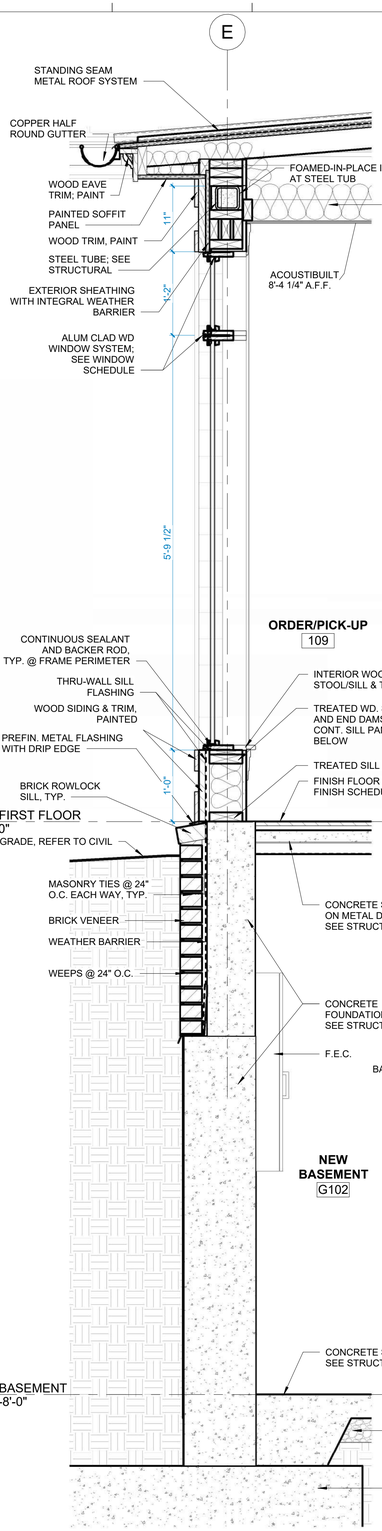

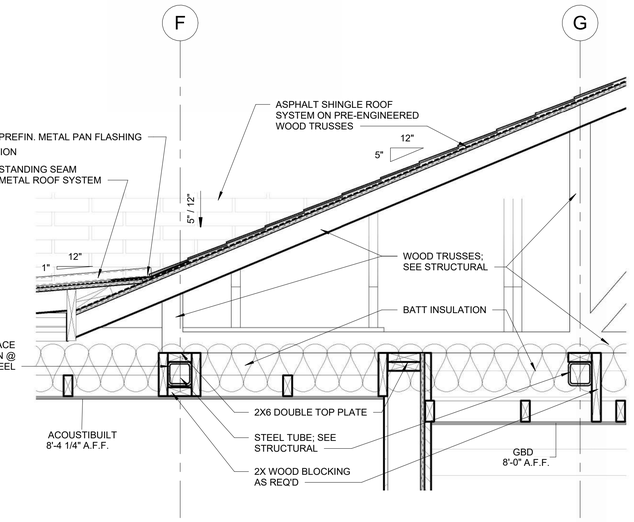

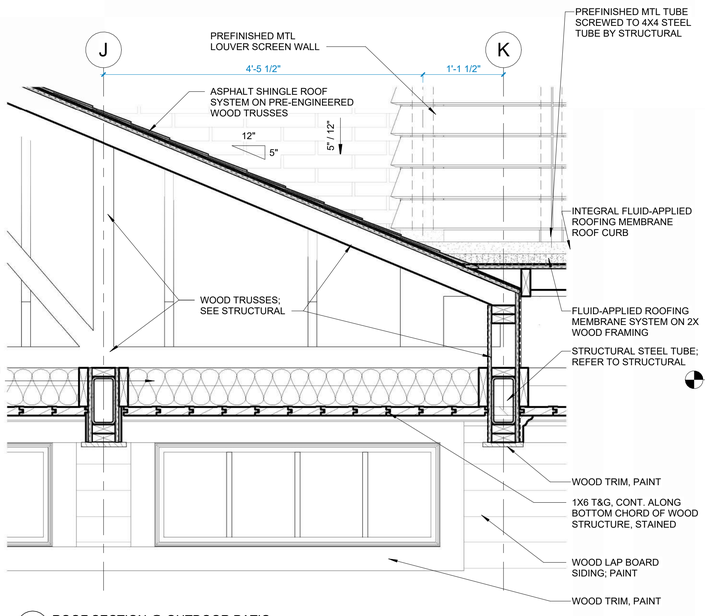

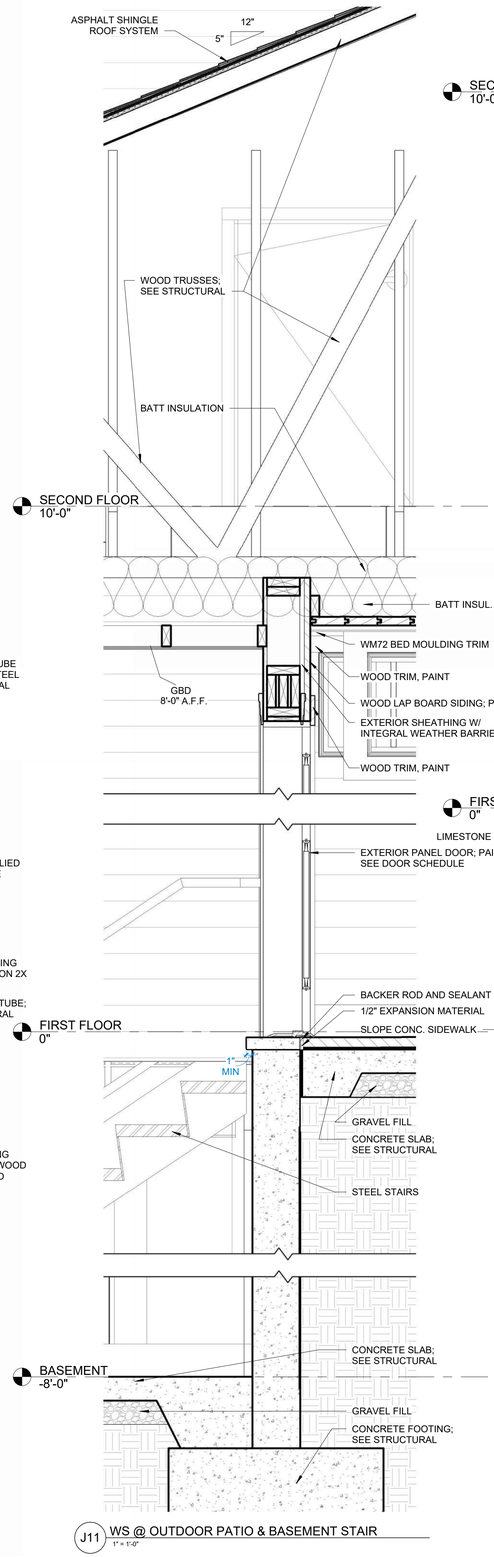

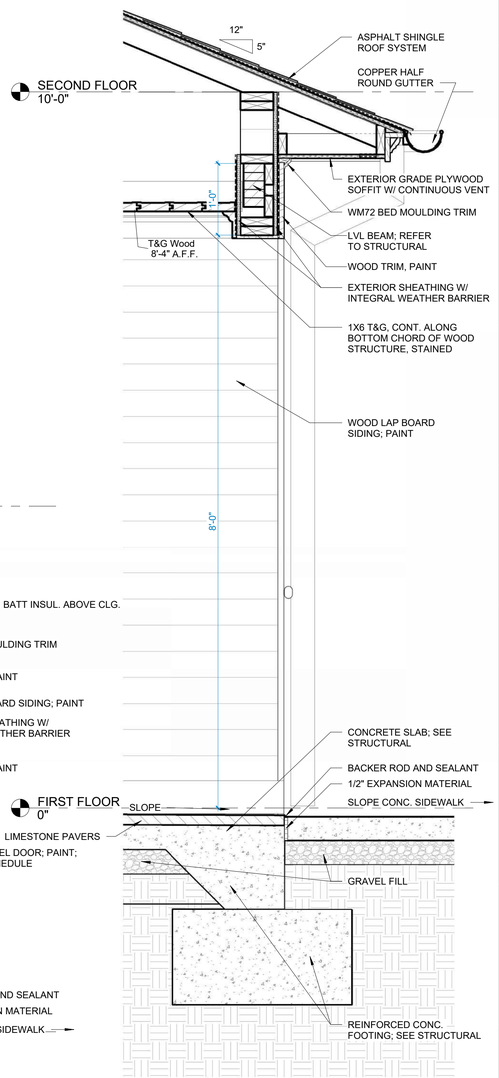

Dirtworks
561 SEVENTH AVENUE FLOOR 11
NEW YORK, NY 10018
(212) 589 2263

WER ARCHITECTS
901 WEST THIRD STREET
LITTLE ROCK, AR 72201
(501) 374 5300

CONSULTANTS

CIVIL ENGINEERS
CRAFTON TULL & ASSOCIATES, INC.
901 N. 47TH STREET, SUITE 400
ROGERS, AR 72756
(479) 636 4838

MEP ENGINEERS
INSIGHT ENGINEERING
322 S STATE STREET, STE 201
LITTLE ROCK, AR 72201
(501) 237 3077

STRUCTURAL ENGINEERS
ENFRA TME, LLC
BUILDING 2, 1 ALLIED DRIVE, STE 2600
LITTLE ROCK, AR 72202
(501) 666 6776

FOOD SERVICE CONSULTANT
MCKAY-LANE CONSULTING, LTD
1807 DODSON AVE
FT. SMITH, AR 72901
(479) 629 4572

ACOUSTICAL ENGINEERS
ACENTECH
620 W. GERMANTOWN PIKE, STE. 210
PLYMOUTH MEETING PA 19462
(215) 245 8244

PROJECT TITLE

CENTRAL HOUSE & GARDEN

BENTONVILLE, AR

PROJECT NUMBER: 31483

#	ISSUED FOR	DATE
	FINAL CD's	10/2/2026

KEY PLAN

SIGN & SEAL

WITSELL EVANS & RASCO P.A. REGISTERED ARCHITECTS NO. 6749 ARKANSAS 10/2/2026

DRAWN BY

CHECKED BY

SHEET TITLE

WALL SECTIONS

SHEET NUMBER

A312

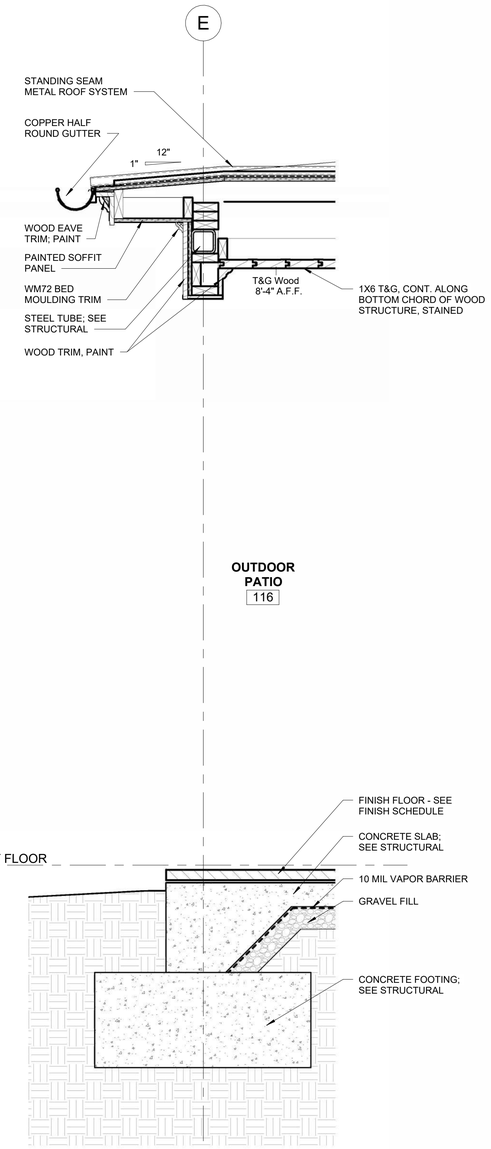

A11 WALL SECTION - D1
1" = 1'-0"

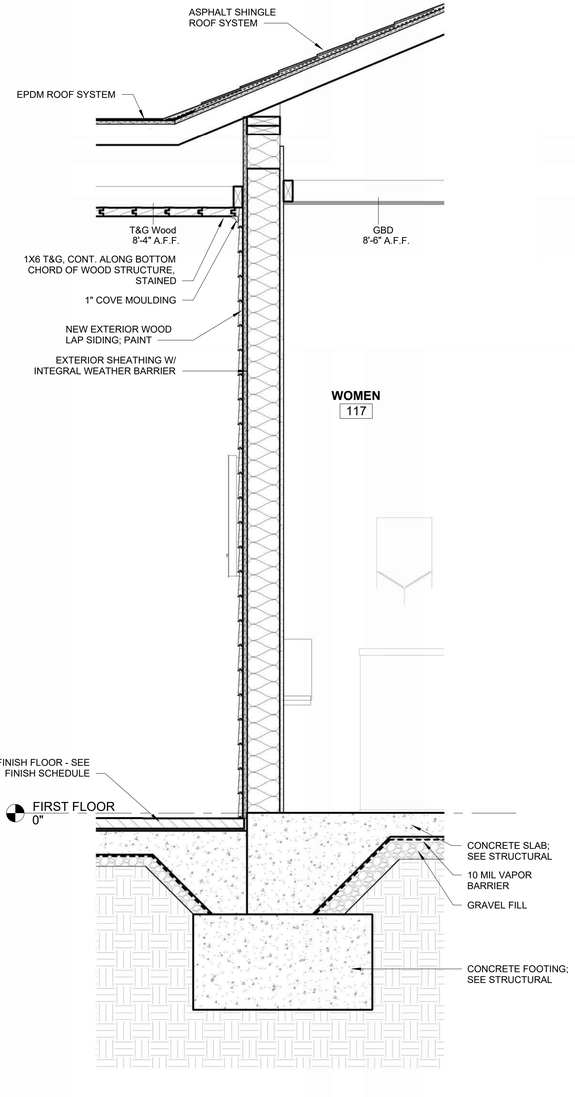

F11 WALL SECTION - D2
1" = 1'-0"

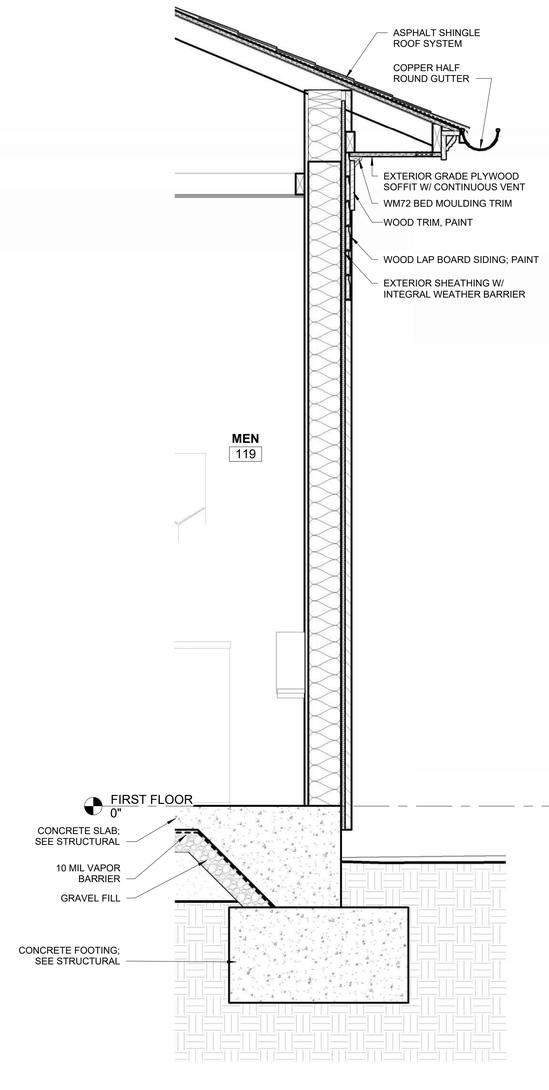

L11 WALL SECTION - D4
1" = 1'-0"

Dirtworks
561 SEVENTH AVENUE FLOOR 11
NEW YORK, NY 10018
(212) 589 2263

WER ARCHITECTS
901 WEST THIRD STREET
LITTLE ROCK, AR 72201
(501) 374 5300

CONSULTANTS

CIVIL ENGINEERS
CRAFTON TULL & ASSOCIATES, INC.
901 N. 47TH STREET, SUITE 400
ROGERS, AR 72756
(479) 636 4838

MEP ENGINEERS
INSIGHT ENGINEERING
322 S STATE STREET, STE 201
LITTLE ROCK, AR 72201
(501) 237 3077

STRUCTURAL ENGINEERS
ENFRA TME, LLC
BUILDING 2, 1 ALLIED DRIVE, STE 2600
LITTLE ROCK, AR 72202
(501) 666 6776

FOOD SERVICE CONSULTANT
MCKAY-LANE CONSULTING, LTD
1807 DODSON AVE
FT. SMITH, AR 72901
(479) 629 4572

ACOUSTICAL ENGINEERS
ACENTECH
620 W. GERMANTOWN PIKE, STE. 210
PLYMOUTH MEETING PA 19462
(215) 245 8244

PROJECT TITLE

CENTRAL HOUSE & GARDEN

BENTONVILLE, AR

PROJECT NUMBER: 31483

#	ISSUED FOR	DATE
	FINAL CD's	10/2/2026

KEY PLAN

SIGN & SEAL

WITSELL, EVANS & RASCO P.A. REGISTERED ARCHITECTS NO C-44 ARKANSAS

DRAWN BY

CHECKED BY

SHEET TITLE

WALL SECTIONS

SHEET NUMBER

A313

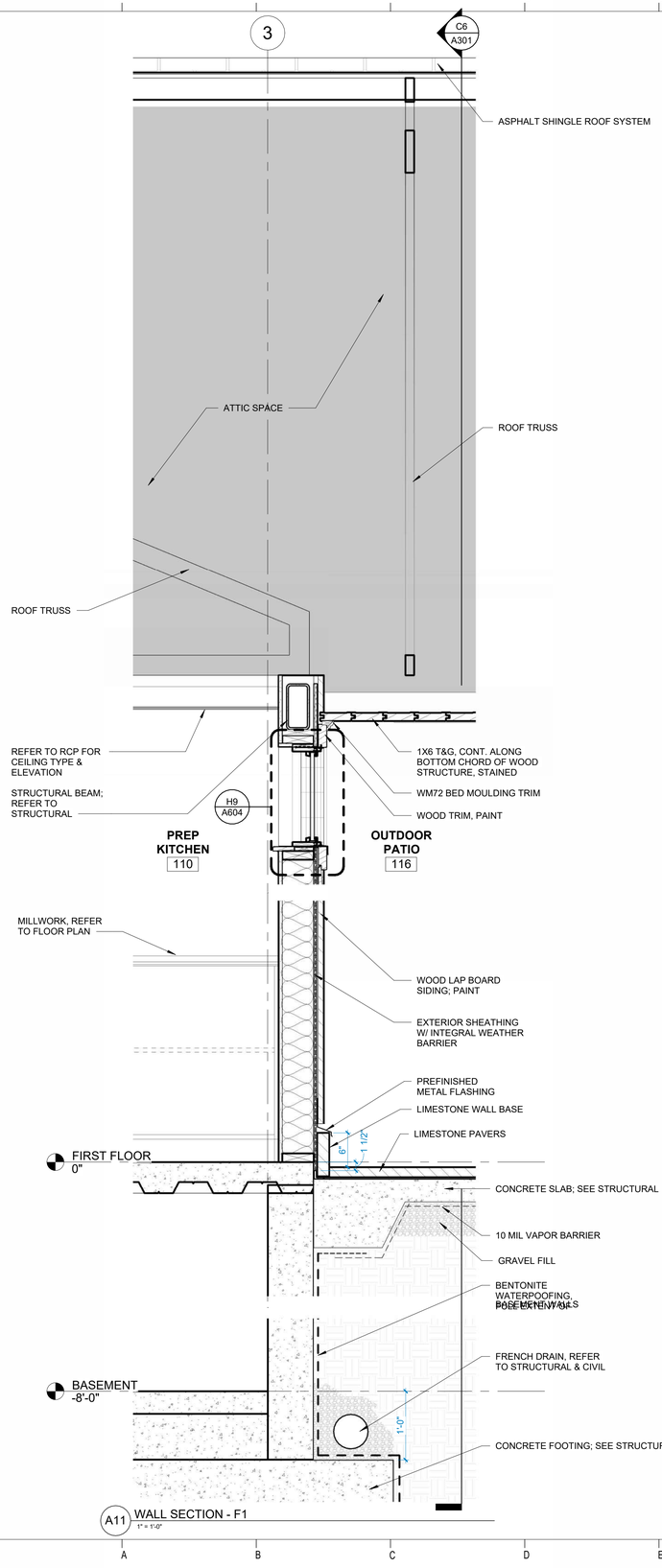

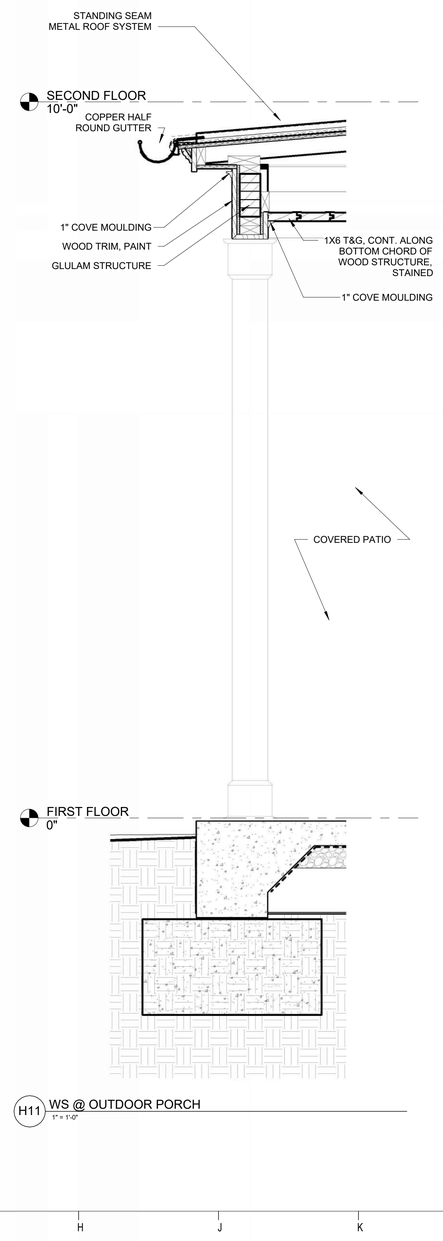

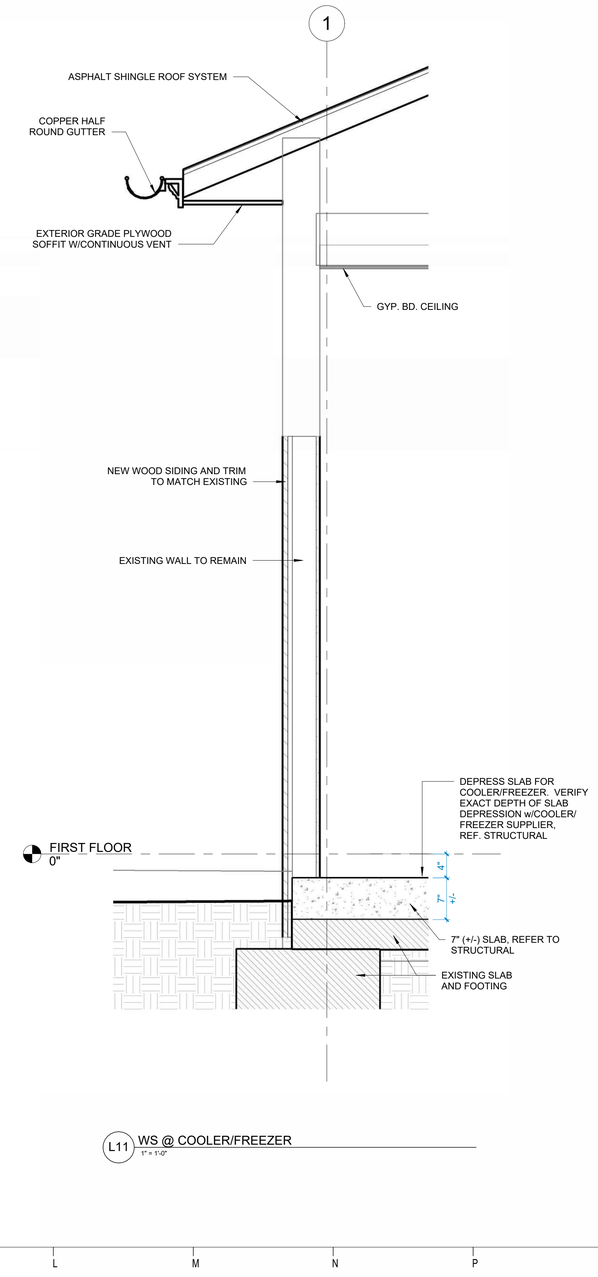

Dirtworks
561 SEVENTH AVENUE FLOOR 11
NEW YORK, NY 10018
(212) 589 2263

WER ARCHITECTS
901 WEST THIRD STREET
LITTLE ROCK, AR 72201
(501) 374 5300

CONSULTANTS

CIVIL ENGINEERS
CRAFTON TULL & ASSOCIATES, INC.
901 N. 47TH STREET, SUITE 400
ROGERS, AR 72756
(479) 636 4838

MEP ENGINEERS
INSIGHT ENGINEERING
322 S STATE STREET, STE 201
LITTLE ROCK, AR 72201
(501) 237 3077

STRUCTURAL ENGINEERS
ENFRA TME, LLC
BUILDING 2, 1 ALLIED DRIVE, STE 2600
LITTLE ROCK, AR 72202
(501) 666 6776

FOOD SERVICE CONSULTANT
MCKAY-LANE CONSULTING, LTD
1807 DODSON AVE
FT. SMITH, AR 72901
(479) 629 4572

ACOUSTICAL ENGINEERS
ACENTECH
620 W. GERMANTOWN PIKE, STE. 210
PLYMOUTH MEETING PA 19462
(215) 245 8244

PROJECT TITLE

CENTRAL HOUSE & GARDEN

BENTONVILLE, AR

PROJECT NUMBER: 31483

#	ISSUED FOR	DATE
	FINAL CD's	10/2/2026

KEY PLAN

SIGN & SEAL

WITSELL EVANS & RASCO P.A. REGISTERED ARCHITECTS HO CAW 10/2/2026 ARKANSAS

DRAWN BY

CHECKED BY

SHEET TITLE

WALL SECTIONS

SHEET NUMBER

A315

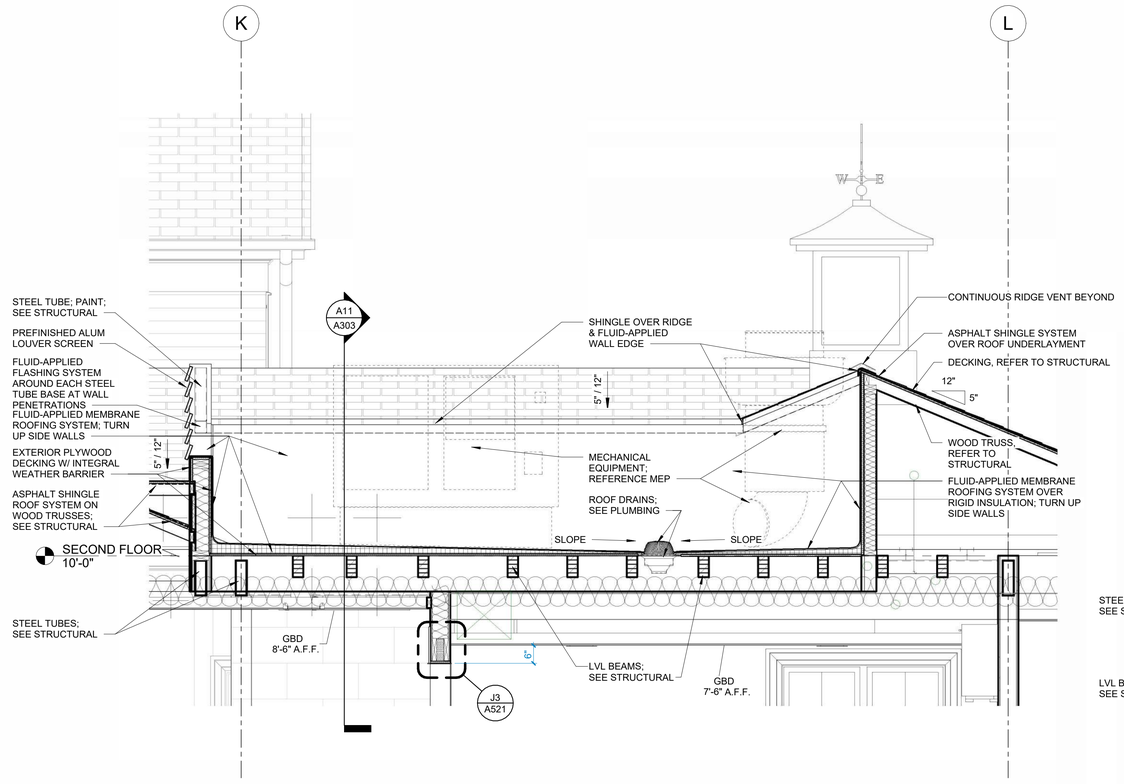

A9 SECTION - ROOFTOP MECHANICAL SCREEN (LOOKING NORTH)
1/2" = 1'-0"

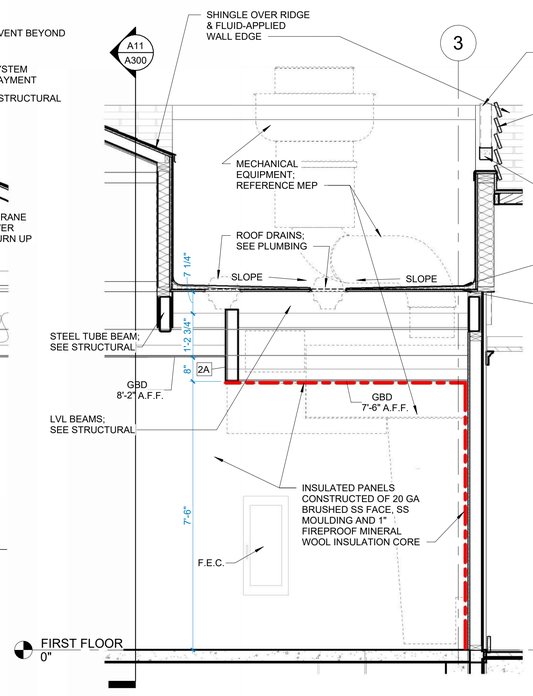

H11 SECTION - ROOFTOP MECHANICAL SCREEN (LOOKING EAST)
1/2" = 1'-0"

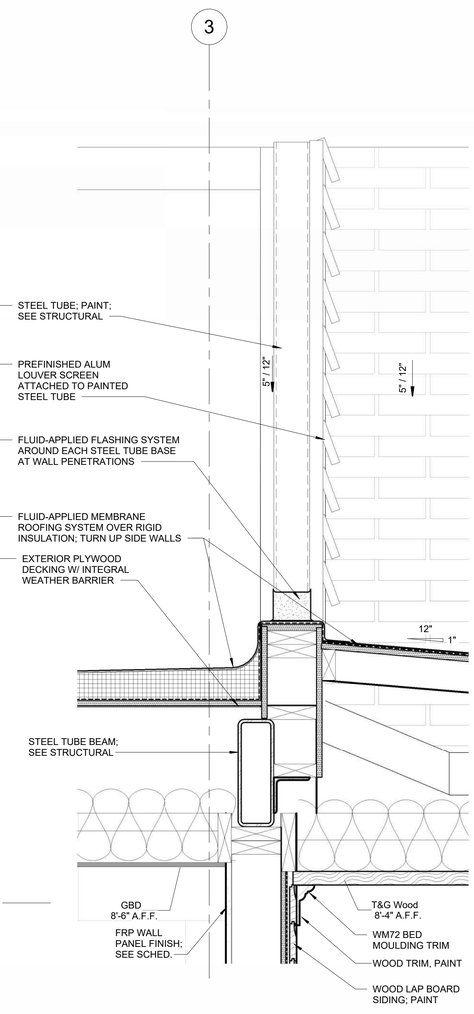

M11 SECTION - ROOFTOP MECHANICAL SCREEN
1 1/2" = 1'-0"

Dirtworks
561 SEVENTH AVENUE FLOOR 11
NEW YORK, NY 10018
(212) 589 2263

WER ARCHITECTS
901 WEST THIRD STREET
LITTLE ROCK, AR 72201
(501) 374 5300

CONSULTANTS

CIVIL ENGINEERS
CRAFTON TULL & ASSOCIATES, INC.
901 N. 47TH STREET, SUITE 400
ROGERS, AR 72756
(479) 636 4838

MEP ENGINEERS
INSIGHT ENGINEERING
322 S STATE STREET, STE 201
LITTLE ROCK, AR 72201
(501) 237 3077

STRUCTURAL ENGINEERS
ENFRA TME, LLC
BUILDING 2, 1 ALLIED DRIVE, STE 2600
LITTLE ROCK, AR 72202
(501) 666 6776

FOOD SERVICE CONSULTANT
MCKAY-LANE CONSULTING, LTD
1807 DODSON AVE
FT. SMITH, AR 72901
(479) 629 4572

ACOUSTICAL ENGINEERS
ACENTECH
620 W. GERMANTOWN PIKE, STE. 210
PLYMOUTH MEETING PA 19462
(215) 245 8244

PROJECT TITLE

CENTRAL HOUSE & GARDEN
BENTONVILLE, AR

PROJECT NUMBER: 31483

#	ISSUED FOR	DATE
	FINAL CD's	10/2/2026

KEY PLAN

SIGN & SEAL

WITSELL, EVANS & RASCO P.A.
REGISTERED ARCHITECTS
NO C-44
10/2/2026
ARKANSAS

DRAWN BY

CHECKED BY

SHEET TITLE

WALL SECTIONS

SHEET NUMBER

A316

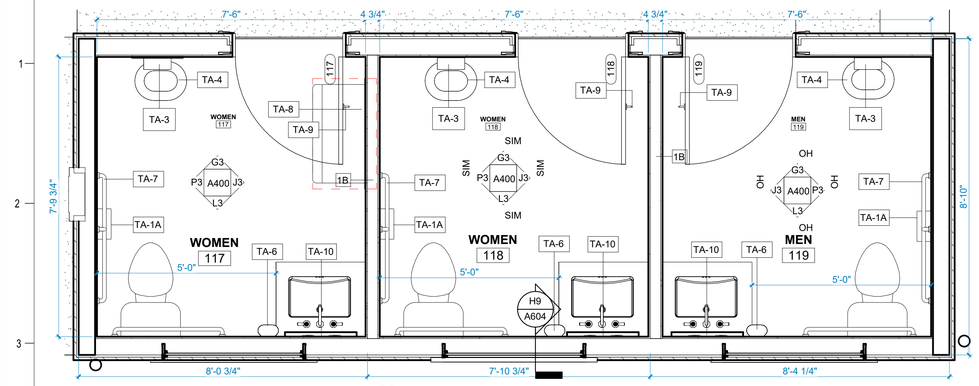

A3 EP - HOUSE EXTERIOR RESTROOMS
1/2" = 1'-0"

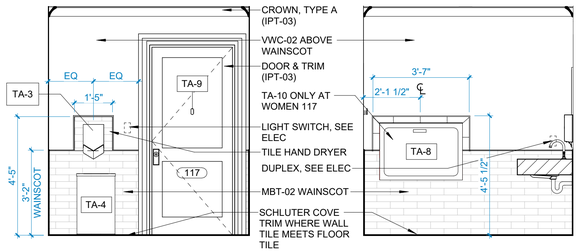

G3 IE - 117, 118, 119 TLT - N
3/8" = 1'-0"

J3 IE - 117, 118, 119 TLT - E
3/8" = 1'-0"

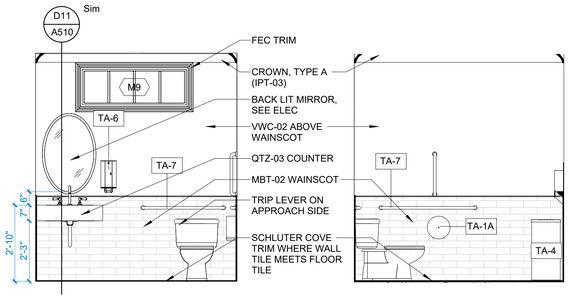

L3 IE - 117, 118, 119 TLT - S
3/8" = 1'-0"

P3 IE - 117, 118, 119 TLT - W
3/8" = 1'-0"

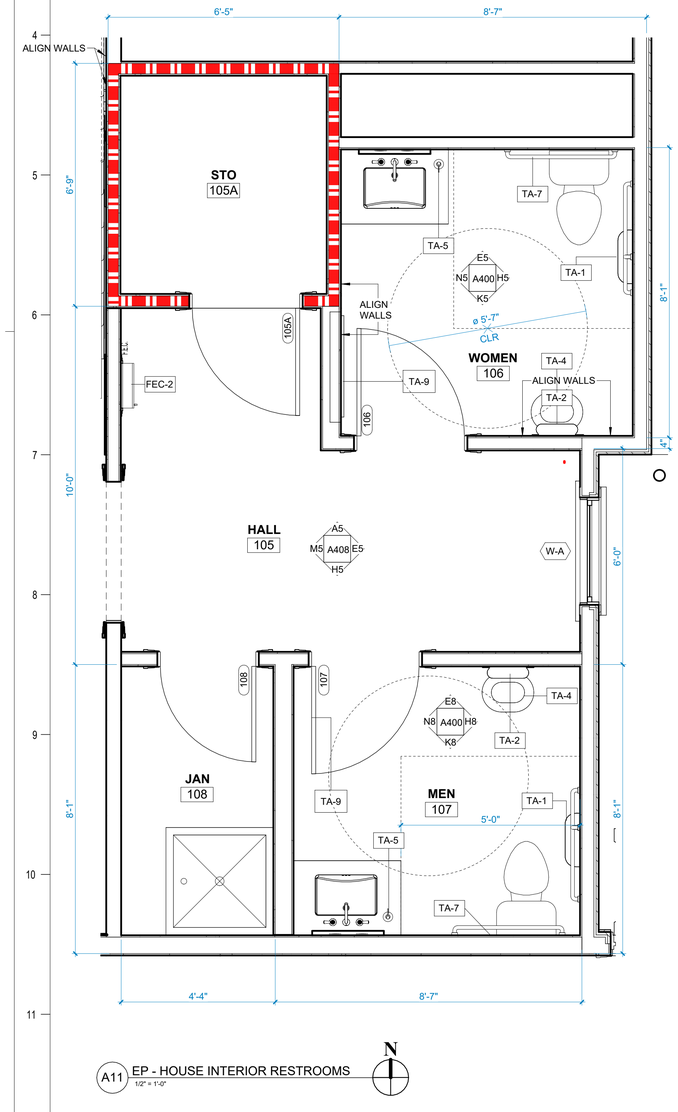

A11 EP - HOUSE INTERIOR RESTROOMS
1/2" = 1'-0"

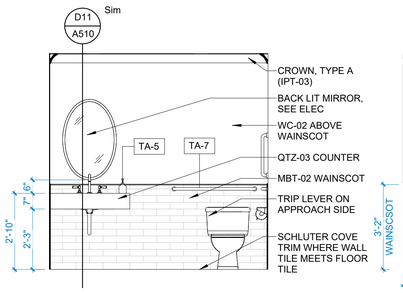

E5 IE - 106 WOMEN'S - N
3/8" = 1'-0"

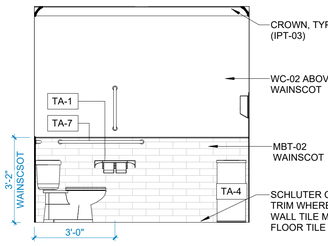

H5 IE - 106 WOMEN'S - E
3/8" = 1'-0"

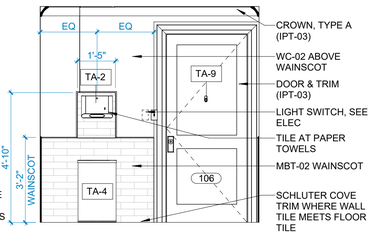

K5 IE - 106 WOMEN'S - S
3/8" = 1'-0"

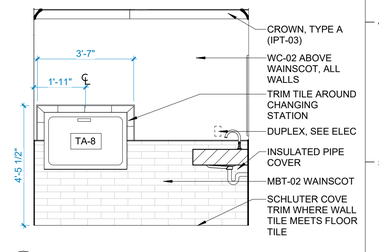

N5 IE - 106 WOMEN'S - W
3/8" = 1'-0"

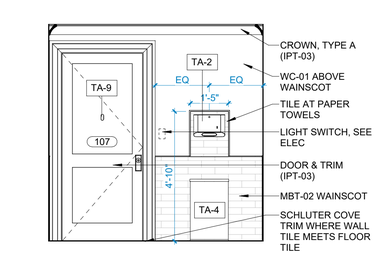

E8 IE - 107 MEN'S - N
3/8" = 1'-0"

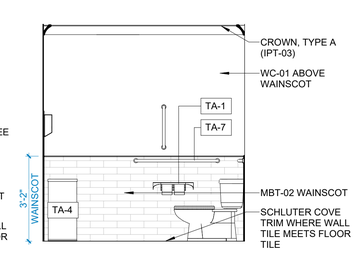

H8 IE - 107 MEN'S - E
3/8" = 1'-0"

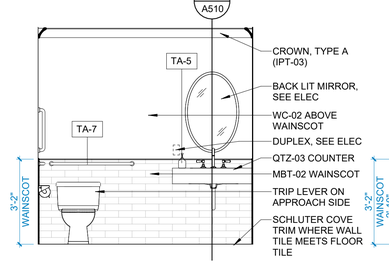

K8 IE - 107 MEN'S - S
3/8" = 1'-0"

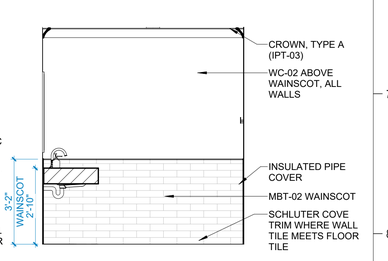

N8 IE - 107 MEN'S - W
3/8" = 1'-0"

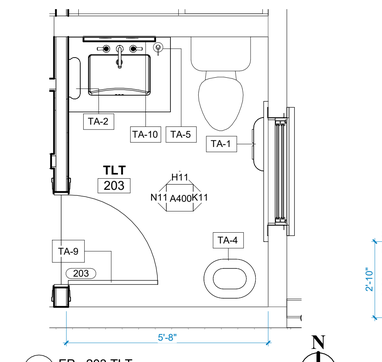

E11 EP - 203 TLT
1/2" = 1'-0"

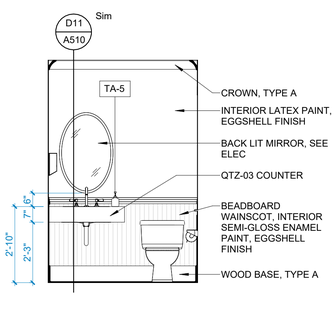

H11 IE - 203 TLT N
3/8" = 1'-0"

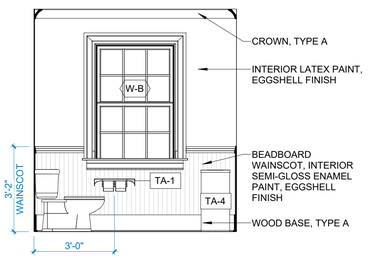

K11 IE - 203 TLT E
3/8" = 1'-0"

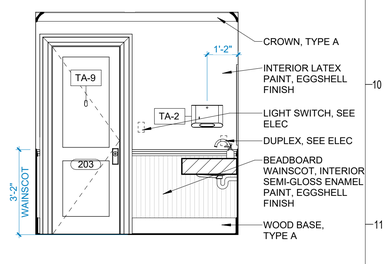

N11 IE - 203 TLT W
3/8" = 1'-0"

Dirtworks
561 SEVENTH AVENUE FLOOR 11
NEW YORK, NY 10018
(212) 589 2263

WER ARCHITECTS
901 WEST THIRD STREET
LITTLE ROCK, AR 72201
(501) 374 5300

CONSULTANTS

CIVIL ENGINEERS
CRAFTON TULL & ASSOCIATES, INC.
901 N. 47TH STREET, SUITE 400
ROGERS, AR 72756
(479) 636 4838

MEP ENGINEERS
INSIGHT ENGINEERING
322 S STATE STREET, STE 201
LITTLE ROCK, AR 72201
(501) 237 3077

STRUCTURAL ENGINEERS
ENFRA TME, LLC
BUILDING 2, 1 ALLIED DRIVE, STE 2600
LITTLE ROCK, AR 72202
(501) 666 6776

FOOD SERVICE CONSULTANT
MCKAY-LANE CONSULTING, LTD
1807 DODSON AVE
FT. SMITH, AR 72901
(479) 629 4572

ACOUSTICAL ENGINEERS
ACENTECH
620 W. GERMANTOWN PIKE, STE. 210
PLYMOUTH MEETING PA 19462
(215) 245 8244

PROJECT TITLE

CENTRAL HOUSE & GARDEN

BENTONVILLE, AR

PROJECT NUMBER: 31483

#	ISSUED FOR	DATE
	FINAL CD's	10/2/2026

KEY PLAN

SIGN & SEAL

WITSELL, EVANS & RASCO P.A. REGISTERED ARCHITECTS NO C-49 ARKANSAS

DRAWN BY

CHECKED BY

SHEET TITLE

ENLARGED TOILET PLANS

SHEET NUMBER

A400

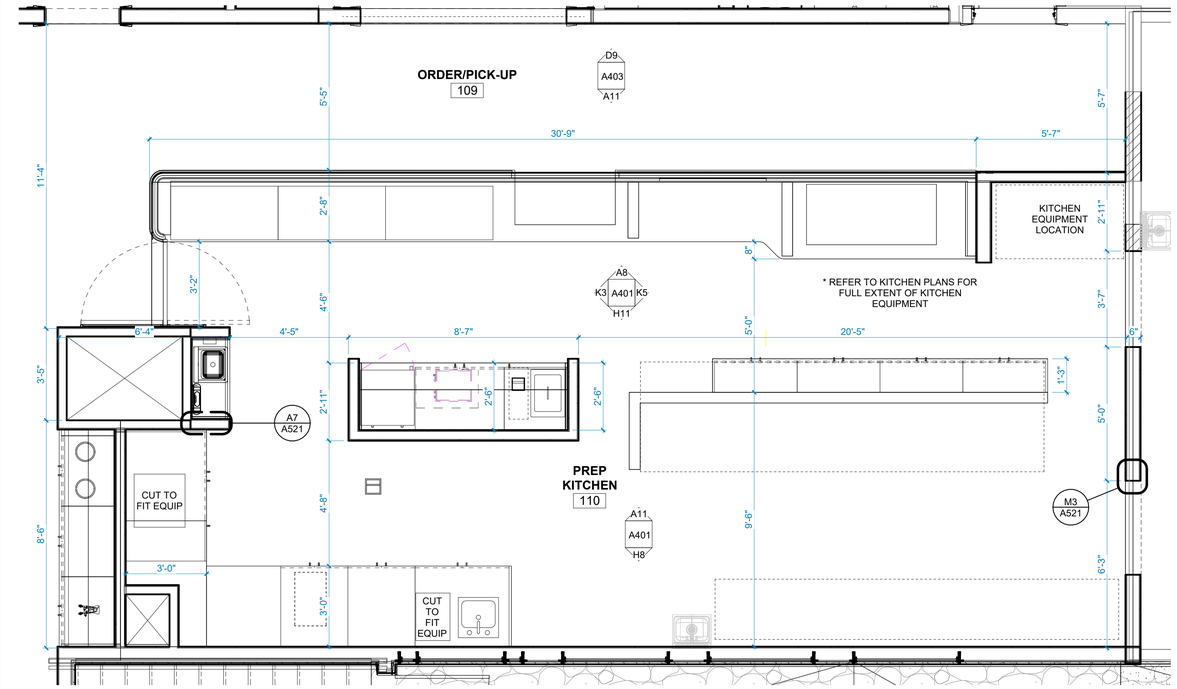

A5 EP - PREP KITCHEN 3
3/8" = 1'-0"

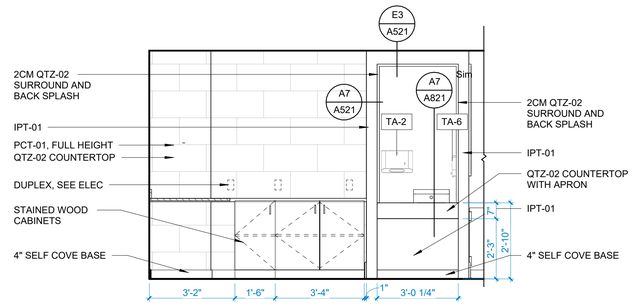

K3 IE - 110 PREP KITCHEN DRINK STATION
3/8" = 1'-0"

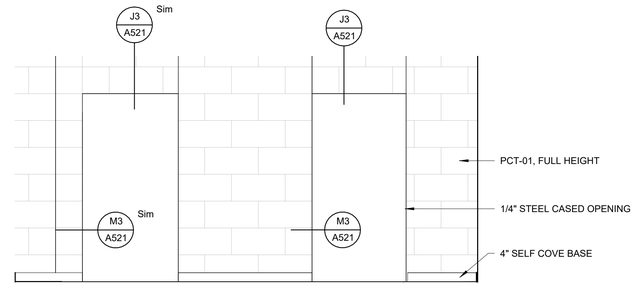

K5 IE - 110 PREP KITCHEN - E
3/8" = 1'-0"

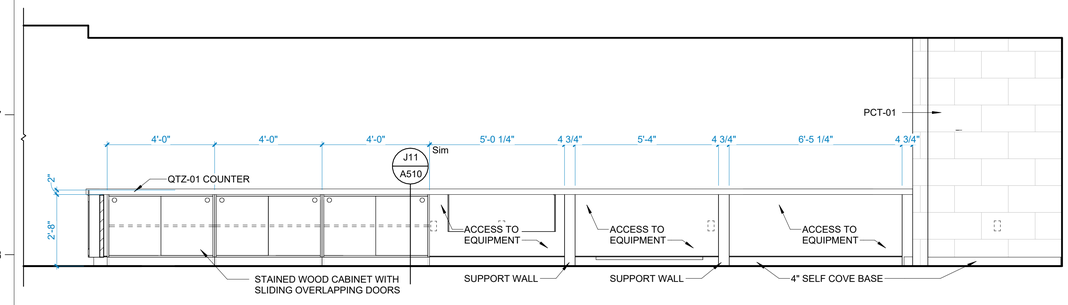

A8 IE - 110 PREP KITCHEN N
3/8" = 1'-0"

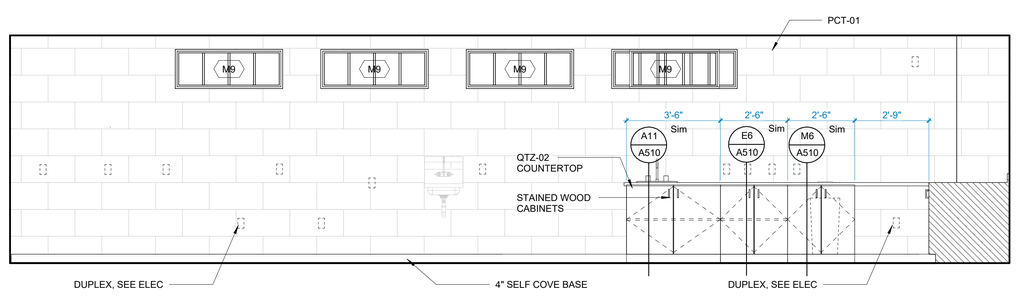

H8 IE - 110 PREP KITCHEN BACK S
3/8" = 1'-0"

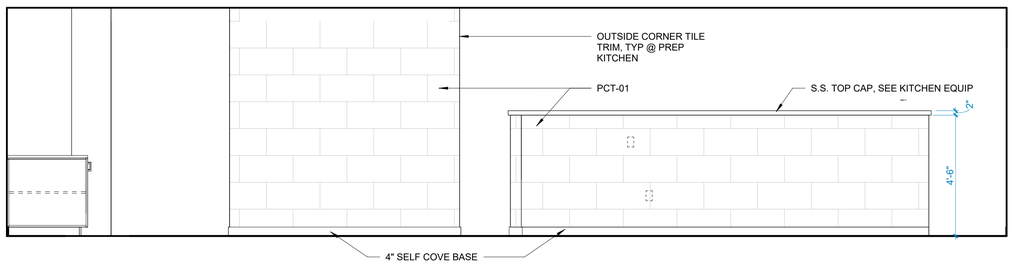

A11 IE - 110 PREP KITCHEN PREP LINE N
3/8" = 1'-0"

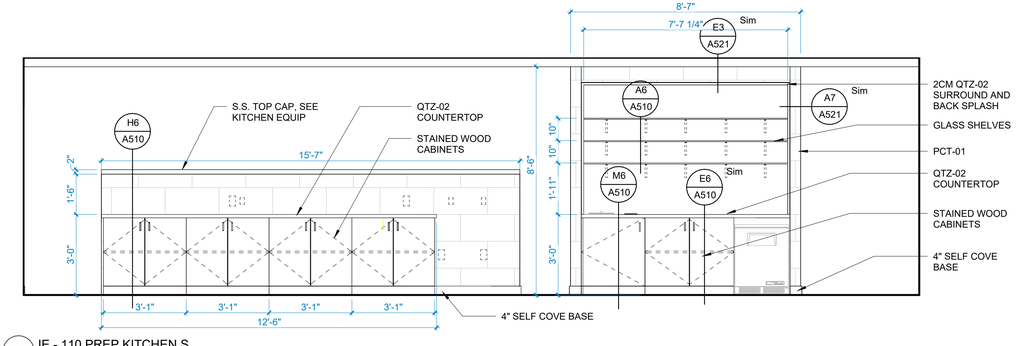

H11 IE - 110 PREP KITCHEN S
3/8" = 1'-0"

Dirtworks
561 SEVENTH AVENUE FLOOR 11
NEW YORK, NY 10018
(212) 589 2263

WER ARCHITECTS
901 WEST THIRD STREET
LITTLE ROCK, AR 72201
(501) 374 5300

CONSULTANTS

CIVIL ENGINEERS
CRAFTON TULL & ASSOCIATES, INC.
901 N. 47TH STREET, SUITE 400
ROGERS, AR 72756
(479) 636 4838

MEP ENGINEERS
INSIGHT ENGINEERING
322 S STATE STREET, STE 201
LITTLE ROCK, AR 72201
(501) 237 3077

STRUCTURAL ENGINEERS
ENFRA TME, LLC
BUILDING 2, 1 ALLIED DRIVE, STE 2600
LITTLE ROCK, AR 72202
(501) 666 6776

FOOD SERVICE CONSULTANT
MCKAY-LANE CONSULTING, LTD
1807 DODSON AVE
FT. SMITH, AR 72901
(479) 629 4572

ACOUSTICAL ENGINEERS
ACENTECH
620 W. GERMANTOWN PIKE, STE. 210
PLYMOUTH MEETING PA 19462
(215) 245 8244

PROJECT TITLE

CENTRAL HOUSE & GARDEN

BENTONVILLE, AR

PROJECT NUMBER: 31483

#	ISSUED FOR	DATE
	FINAL CD's	10/2/2026

KEY PLAN

SIGN & SEAL

WITSELL EVANS & RASCO P.A. REGISTERED ARCHITECTS NO C-447 ARKANSAS

DRAWN BY

CHECKED BY

SHEET TITLE

ENLARGED PREP KITCHEN PLANS

SHEET NUMBER

A401

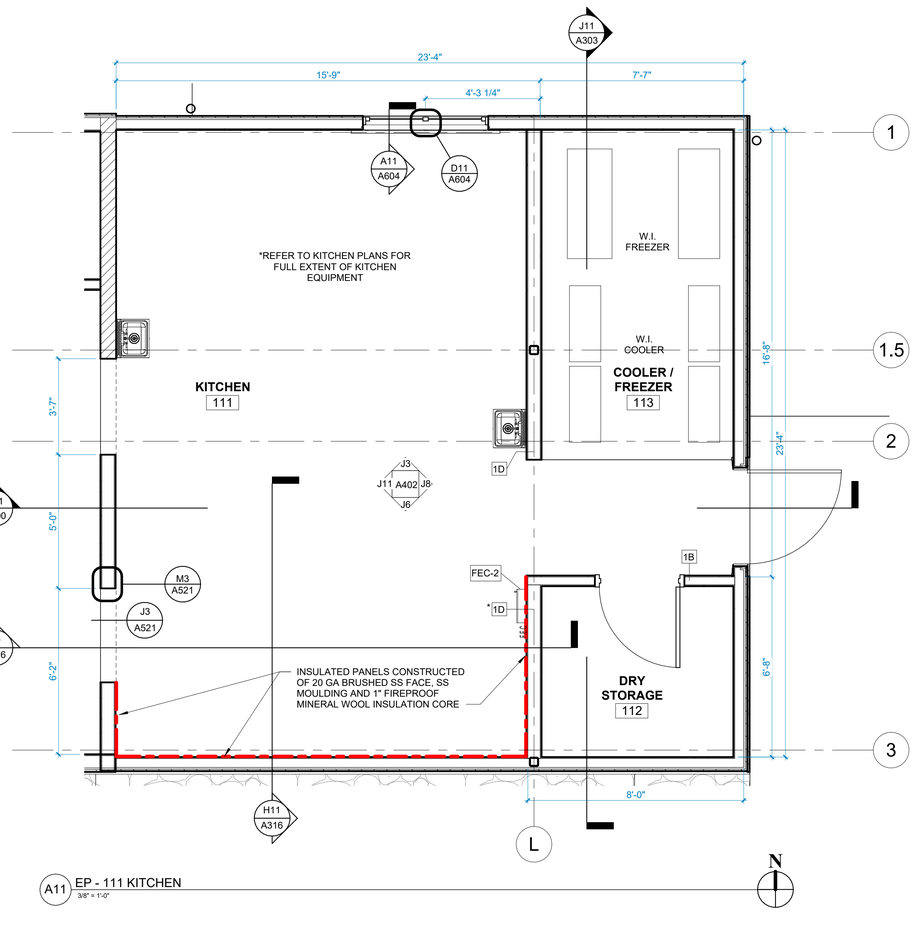

A11 EP - 111 KITCHEN
3/8" = 1'-0"

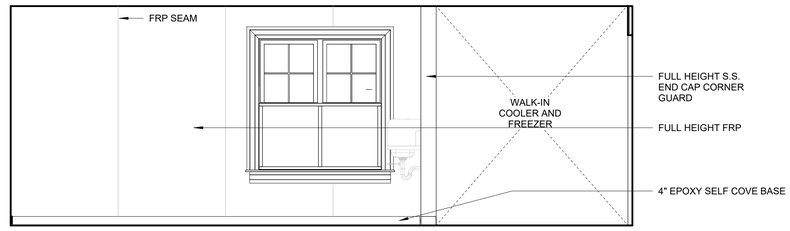

J3 IE - 111 KITCHEN - N
3/8" = 1'-0"

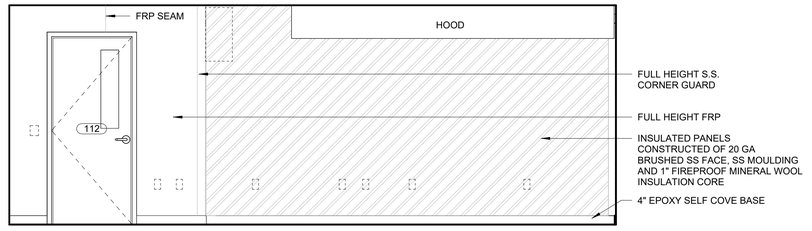

J6 IE - 111 KITCHEN - S
3/8" = 1'-0"

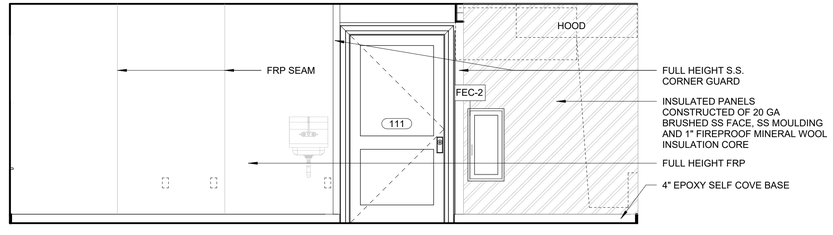

J8 IE - 111 KITCHEN - E
3/8" = 1'-0"

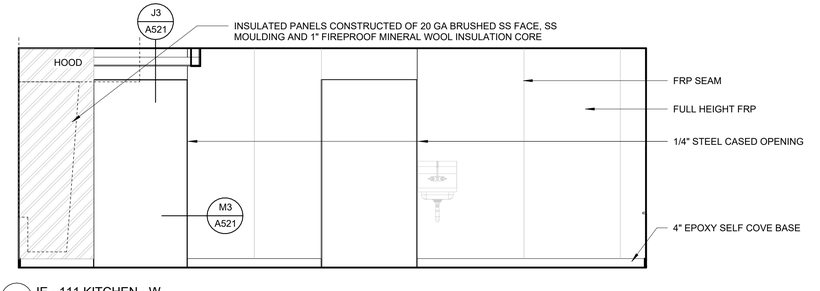

J11 IE - 111 KITCHEN - W
3/8" = 1'-0"

Dirtworks
561 SEVENTH AVENUE FLOOR 11
NEW YORK, NY 10018
(212) 589 2263

WER ARCHITECTS
901 WEST THIRD STREET
LITTLE ROCK, AR 72201
(501) 374 5300

CONSULTANTS

CIVIL ENGINEERS
CRAFTON TULL & ASSOCIATES, INC.
901 N. 47TH STREET, SUITE 400
ROGERS, AR 72756
(479) 636 4838

MEP ENGINEERS
INSIGHT ENGINEERING
322 S STATE STREET, STE 201
LITTLE ROCK, AR 72201
(501) 237 3077

STRUCTURAL ENGINEERS
ENFRA TME, LLC
BUILDING 2, 1 ALLIED DRIVE, STE 2600
LITTLE ROCK, AR 72202
(501) 666 6776

FOOD SERVICE CONSULTANT
MCKAY-LANE CONSULTING, LTD
1807 DODSON AVE
FT. SMITH, AR 72901
(479) 629 4572

ACOUSTICAL ENGINEERS
ACENTECH
620 W. GERMANTOWN PIKE, STE. 210
PLYMOUTH MEETING PA 19462
(215) 245 8244

PROJECT TITLE

CENTRAL HOUSE & GARDEN

BENTONVILLE, AR

PROJECT NUMBER: 31483

#	ISSUED FOR	DATE
	FINAL CD's	10/2/2026

KEY PLAN

SIGN & SEAL

WITSELL, EVANS & RASCO P.A. REGISTERED ARCHITECTS NO C-44 ARKANSAS 10/2/2026

DRAWN BY

CHECKED BY

SHEET TITLE

ENLARGED KITCHEN PLANS

SHEET NUMBER

A402

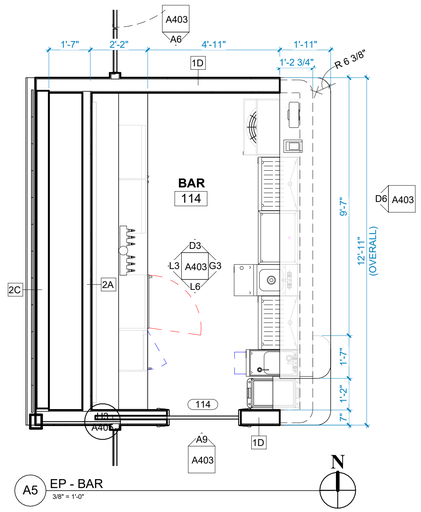

A5 EP - BAR
3/8" = 1'-0"

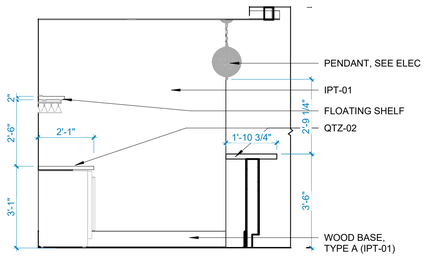

D3 IE - 114 BAR - N
3/8" = 1'-0"

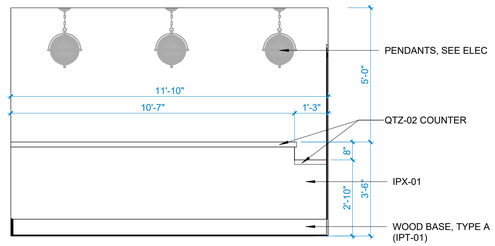

G3 IE - 114 BAR - E
3/8" = 1'-0"

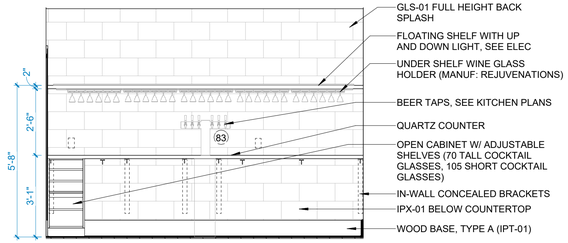

L3 IE - 114 BAR - W
3/8" = 1'-0"

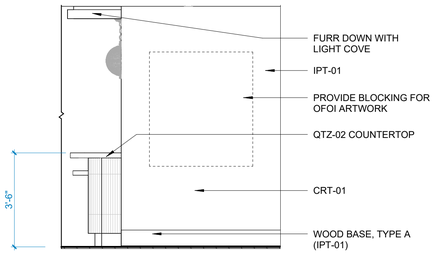

A6 IE - 114 BAR SIDE - LOOKING SOUTH
3/8" = 1'-0"

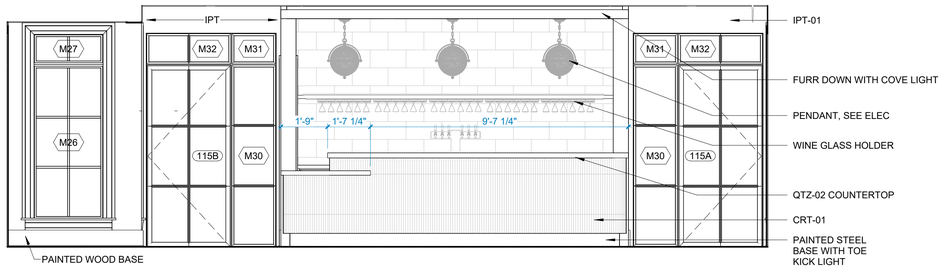

D6 IE - 114 BAR FRONT
3/8" = 1'-0"

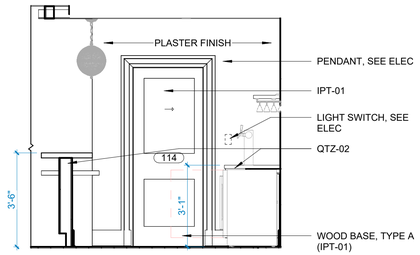

L6 IE - 114 BAR - S
3/8" = 1'-0"

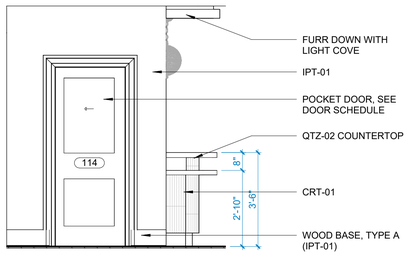

A9 IE - 114 BAR ENTRY - LOOKING NORTH
3/8" = 1'-0"

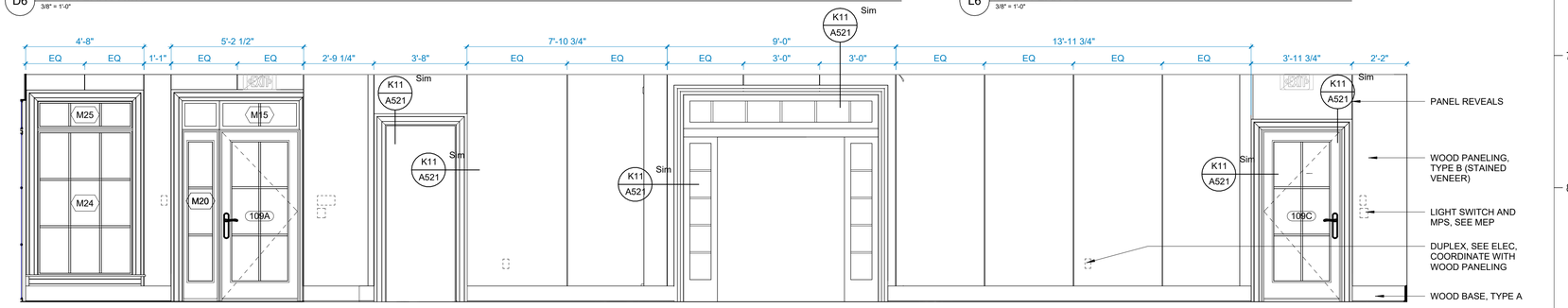

D9 IE - 109 ORDER/PICKUP - N
3/8" = 1'-0"

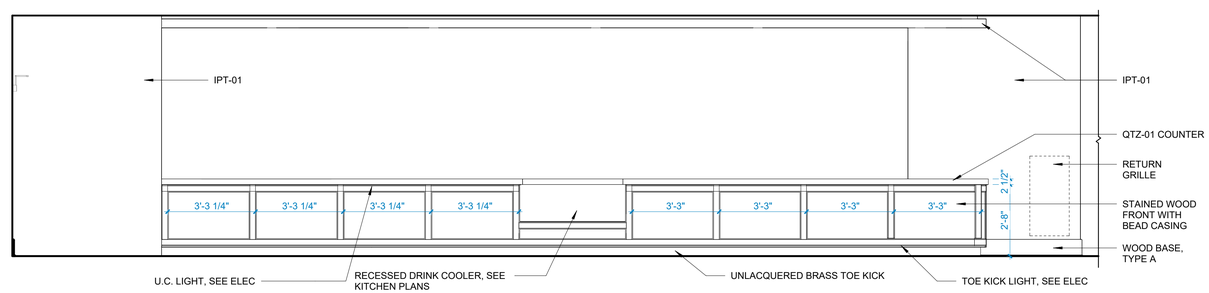

A11 IE - 109 ORDER/PICK UP - S
3/8" = 1'-0"

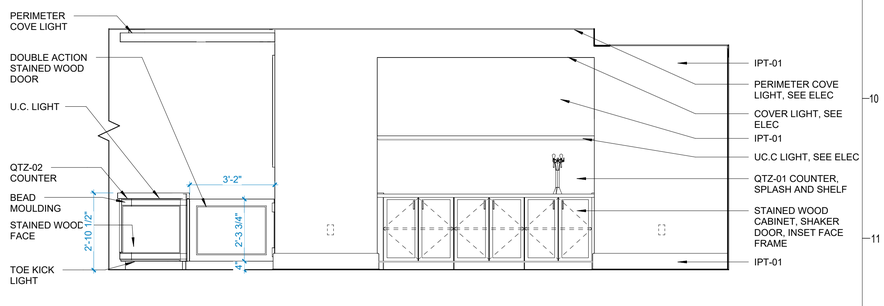

J11 IE - 109 ORDER/PICK UP - CONDIMENT STATION
3/8" = 1'-0"

Dirtworks
561 SEVENTH AVENUE FLOOR 11
NEW YORK, NY 10018
(212) 589 2263

WER ARCHITECTS
901 WEST THIRD STREET
LITTLE ROCK, AR 72201
(501) 374 5300

CONSULTANTS

CIVIL ENGINEERS
CRAFTON TULL & ASSOCIATES, INC.
901 N. 47TH STREET, SUITE 400
ROGERS, AR 72756
(479) 636 4838

MEP ENGINEERS
INSIGHT ENGINEERING
322 S STATE STREET, STE 201
LITTLE ROCK, AR 72201
(501) 237 3077

STRUCTURAL ENGINEERS
ENFRA TME, LLC
BUILDING 2, 1 ALLIED DRIVE, STE 2600
LITTLE ROCK, AR 72202
(501) 666 6776

FOOD SERVICE CONSULTANT
MCKAY-LANE CONSULTING, LTD
1807 DODSON AVE
FT. SMITH, AR 72901
(479) 629 4572

ACOUSTICAL ENGINEERS
ACENTECH
620 W. GERMANTOWN PIKE, STE. 210
PLYMOUTH MEETING PA 19462
(215) 245 8244

PROJECT TITLE

CENTRAL HOUSE & GARDEN

BENTONVILLE, AR

PROJECT NUMBER: 31483

#	ISSUED FOR	DATE
	FINAL CD's	10/2/2026

KEY PLAN

SIGN & SEAL

WITSELL, EVANS & RASCO P.A. REGISTERED ARCHITECTS NO C-687 ARKANSAS

DRAWN BY

CHECKED BY

SHEET TITLE

ENLARGED BAR PLANS & ORDER / PICKUP

SHEET NUMBER

A403

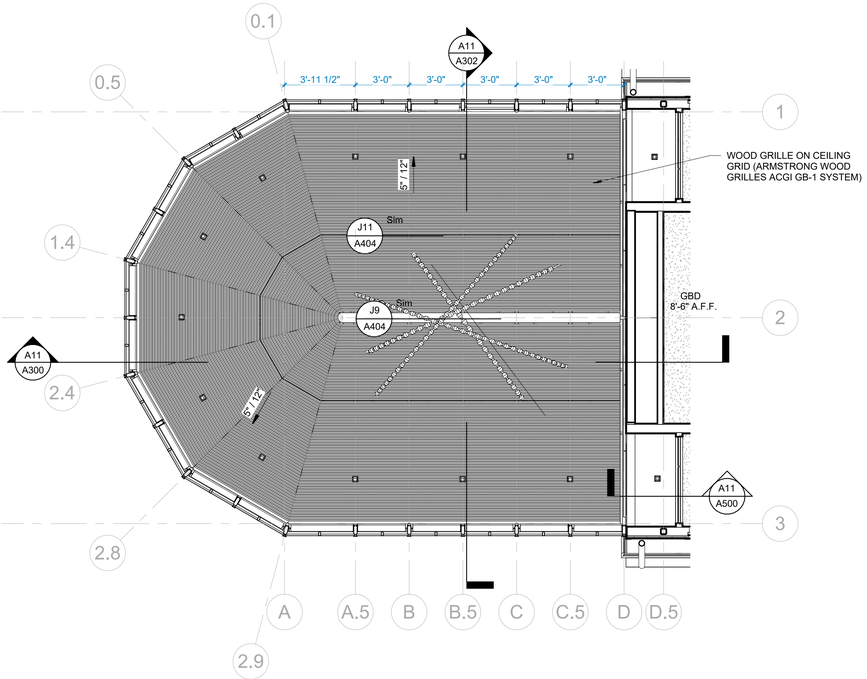

B6 ENLARGED RCP - GARDEN ROOM
1/4" = 1'-0"

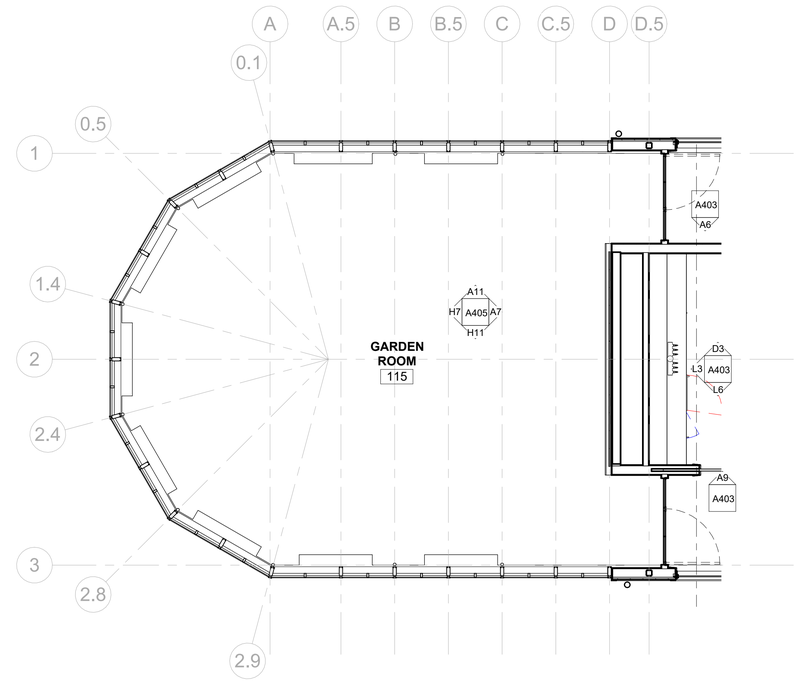

J6 ENLARGED PLAN - GARDEN ROOM
1/4" = 1'-0"

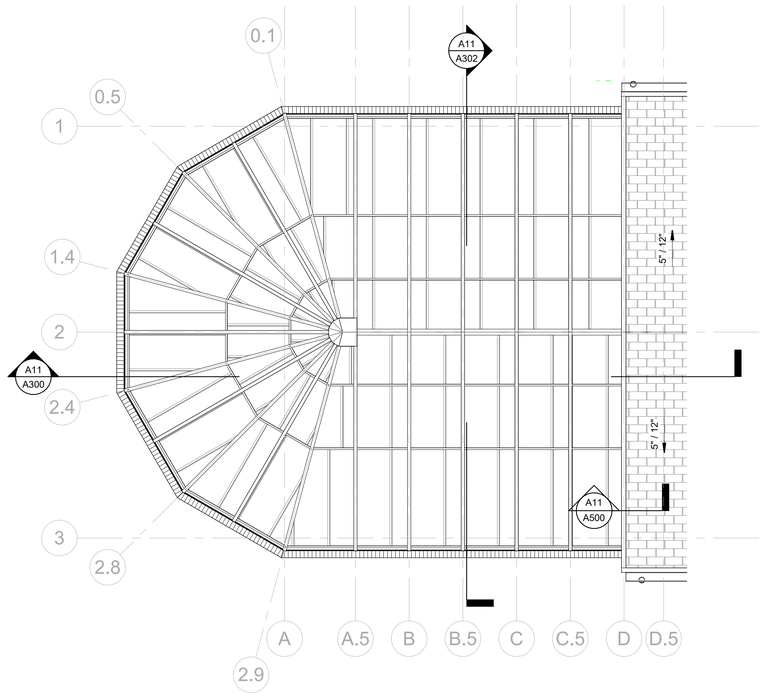

B11 ENLARGED ROOF PLAN - GARDEN ROOM
1/4" = 1'-0"

ITEMS REQUIRED FOR DESIGN			
PRODUCT CATEGORY	DESCRIPTION	FINISH	ITEM NO. (IF APPLICABLE)
GRID	15/16" PRELUDE XL HD GRID	WHITE	- - -
GRILLE	ARMSTRONG ACGI GB1 WOOD GRILLE PANELS - 1" X 2-1/4" SLATS	CUSTOM	CUSTOM
PANELS	ARMSTRONG ACGI SS5 FLAT PANELS	CUSTOM	CUSTOM

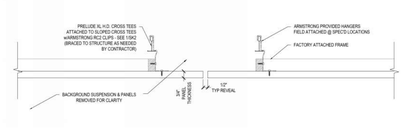

J9 SECTION DETAIL - FLAT PANEL SUSPENSION SERIES 5 PANELS
1 1/2" = 1'-0"

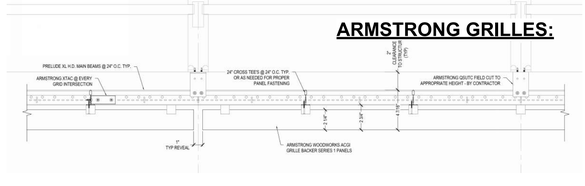

J11 SECTION DETAIL - GRILLE BACKER SERIES 1 CEILING
1 1/2" = 1'-0"

Dirtworks
561 SEVENTH AVENUE FLOOR 11
NEW YORK, NY 10018
(212) 589 2263

WER ARCHITECTS
901 WEST THIRD STREET
LITTLE ROCK, AR 72201
(501) 374 5300

CONSULTANTS

CIVIL ENGINEERS
CRAFTON TULL & ASSOCIATES, INC.
901 N. 47TH STREET, SUITE 400
ROGERS, AR 72756
(479) 636 4838

MEP ENGINEERS
INSIGHT ENGINEERING
322 S STATE STREET, STE 201
LITTLE ROCK, AR 72201
(501) 237 3077

STRUCTURAL ENGINEERS
ENFRA TME, LLC
BUILDING 2, 1 ALLIED DRIVE, STE 2600
LITTLE ROCK, AR 72202
(501) 666 6776

FOOD SERVICE CONSULTANT
MCKAY-LANE CONSULTING, LTD
1807 DODSON AVE
FT. SMITH, AR 72901
(479) 629 4572

ACOUSTICAL ENGINEERS
ACENTECH
620 W. GERMANTOWN PIKE, STE. 210
PLYMOUTH MEETING PA 19462
(215) 245 8244

PROJECT TITLE

CENTRAL HOUSE & GARDEN

BENTONVILLE, AR

PROJECT NUMBER: 31483

#	ISSUED FOR	DATE
	FINAL CD's	10/2/2026

KEY PLAN

SIGN & SEAL

WITSELL EVANS & RASCO P.A. REGISTERED ARCHITECTS NO C-46 ARKANSAS

DRAWN BY

CHECKED BY

SHEET TITLE

ENLARGED GARDEN ROOM PLANS

SHEET NUMBER

A404

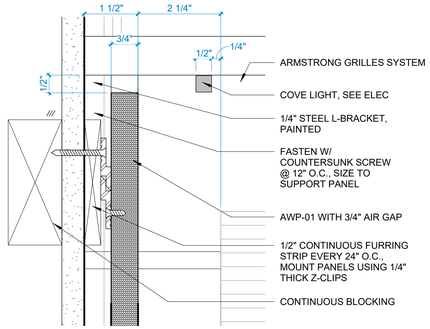

A3 DETAIL - GARDEN ROOM AWP-01 @ PEAK
6" = 1'-0"

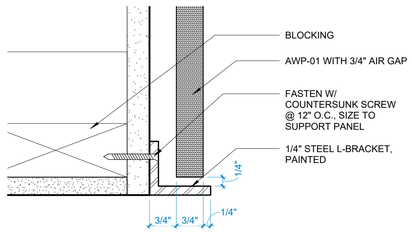

D3 DETAIL - AWP-01 HEAD DETAIL AT GARDEN ROOM
6" = 1'-0"

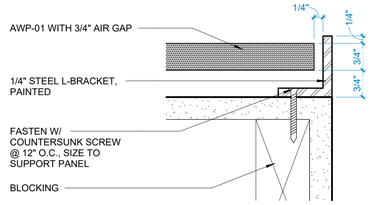

H3 DETAIL - AWP-01 CORNER DETAIL AT GARDEN ROOM
6" = 1'-0"

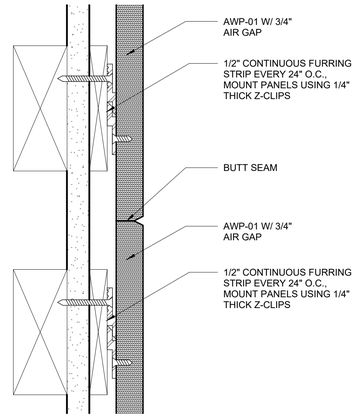

M3 DETAIL - GARDEN ROOM AWP-01 SEAM
6" = 1'-0"

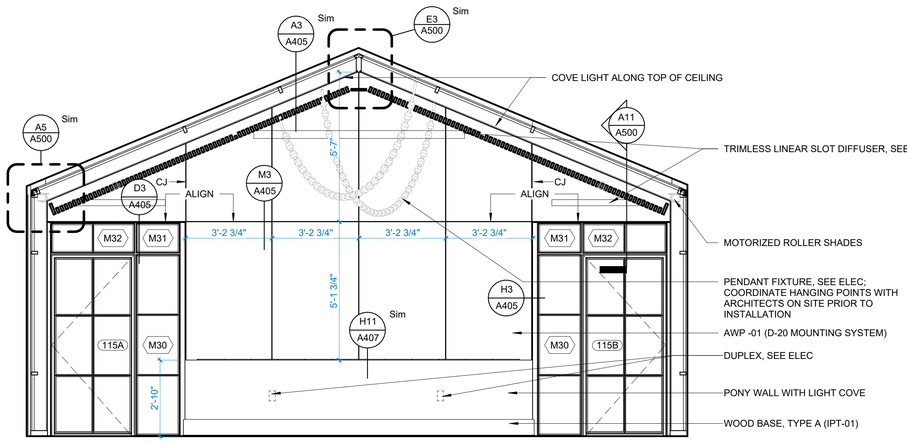

A7 IE - 115 GARDEN ROOM - E
3/8" = 1'-0"

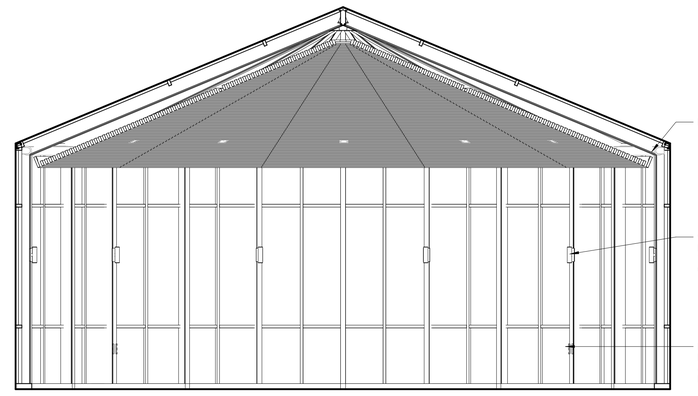

H7 IE - 115 GARDEN ROOM - W
3/8" = 1'-0"

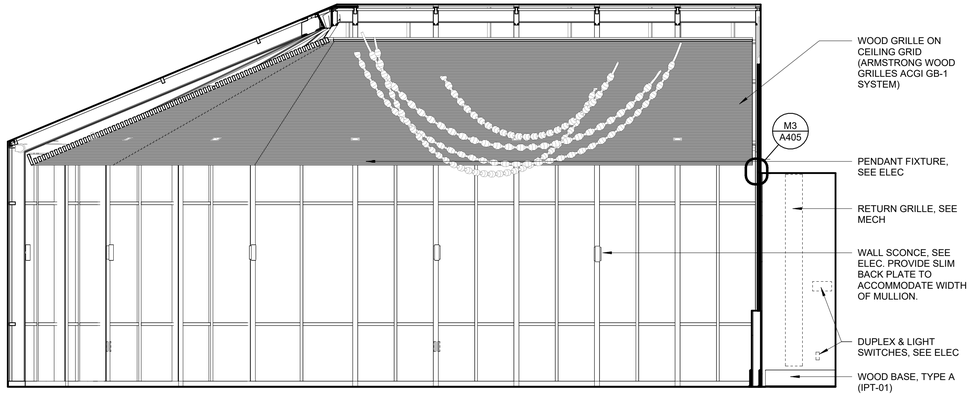

A11 IE - 115 GARDEN ROOM - N
3/8" = 1'-0"

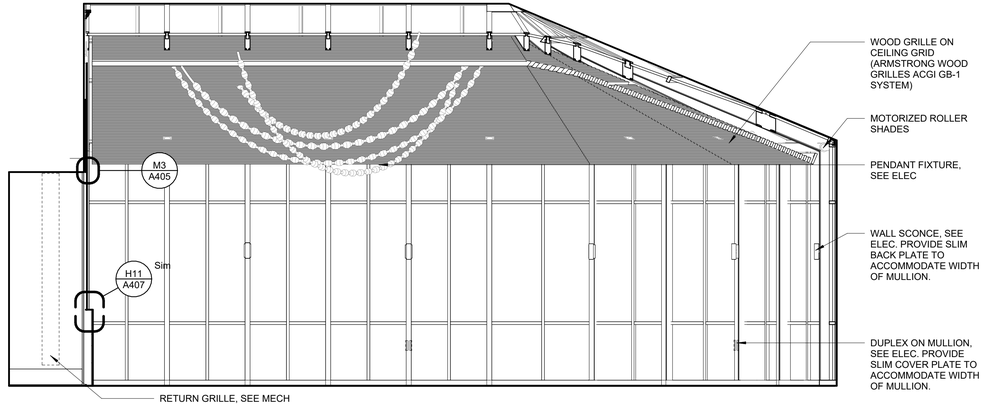

H11 IE - 115 GARDEN ROOM - S
3/8" = 1'-0"

Dirtworks
561 SEVENTH AVENUE FLOOR 11
NEW YORK, NY 10018
(212) 589 2263

WER ARCHITECTS
901 WEST THIRD STREET
LITTLE ROCK, AR 72201
(501) 374 5300

CONSULTANTS

CIVIL ENGINEERS
CRAFTON TULL & ASSOCIATES, INC.
901 N. 47TH STREET, SUITE 400
ROGERS, AR 72756
(479) 636 4838

MEP ENGINEERS
INSIGHT ENGINEERING
322 S STATE STREET, STE 201
LITTLE ROCK, AR 72201
(501) 237 3077

STRUCTURAL ENGINEERS
ENFRA TME, LLC
BUILDING 2, 1 ALLIED DRIVE, STE 2600
LITTLE ROCK, AR 72202
(501) 666 6776

FOOD SERVICE CONSULTANT
MCKAY-LANE CONSULTING, LTD
1807 DODSON AVE
FT. SMITH, AR 72901
(479) 629 4572

ACOUSTICAL ENGINEERS
ACENTECH
620 W. GERMANTOWN PIKE, STE. 210
PLYMOUTH MEETING PA 19462
(215) 245 8244

PROJECT TITLE

CENTRAL HOUSE & GARDEN

BENTONVILLE, AR

PROJECT NUMBER: 31483

#	ISSUED FOR	DATE
	FINAL CD's	10/2/2026

KEY PLAN

SIGN & SEAL

WITSELL EVANS & RASCO P.A. REGISTERED ARCHITECTS NO. 6747 ARKANSAS 10/2/2026

DRAWN BY

CHECKED BY

SHEET TITLE

INTERIOR ELEVATIONS - GARDEN ROOM

SHEET NUMBER

A405

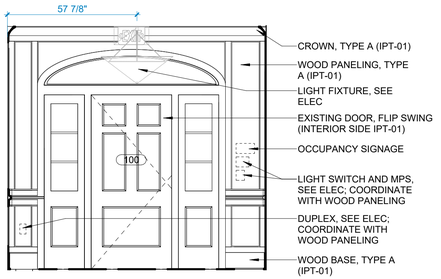

A3 IE - 100 ENTRY - N
3/8" = 1'-0"

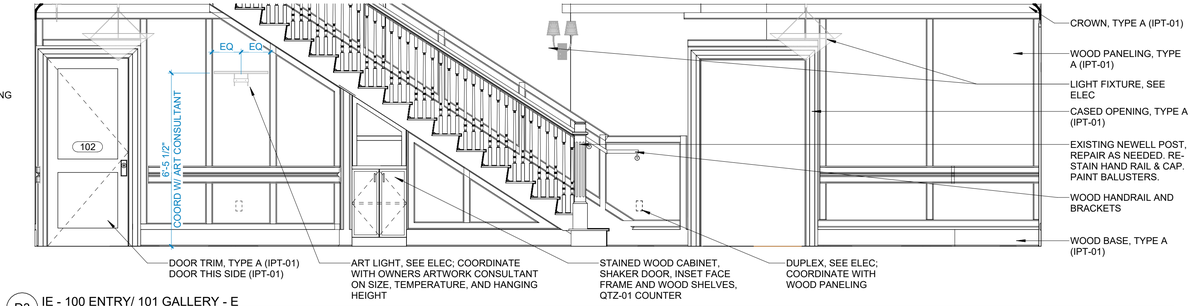

D3 IE - 100 ENTRY/ 101 GALLERY - E
3/8" = 1'-0"

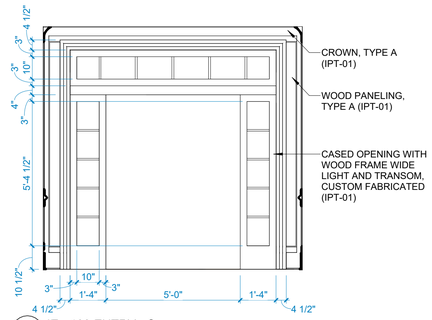

M3 IE - 100 ENTRY - S
3/8" = 1'-0"

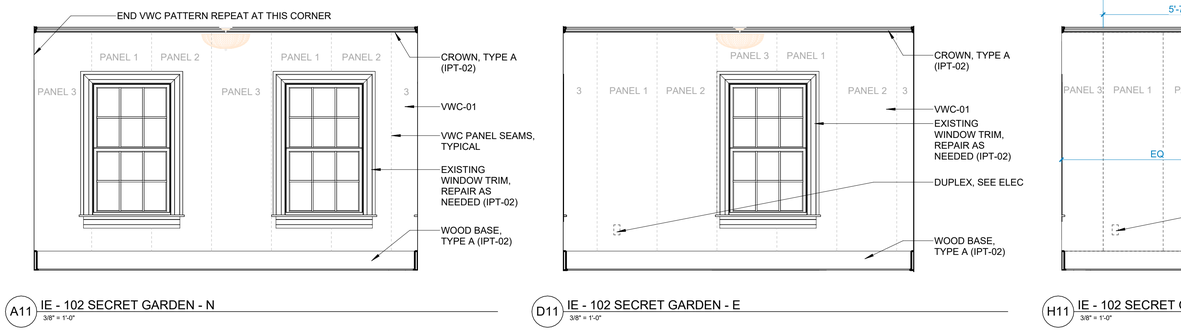

A6 IE - 100 ENTRY/101 GALLERY - W
3/8" = 1'-0"

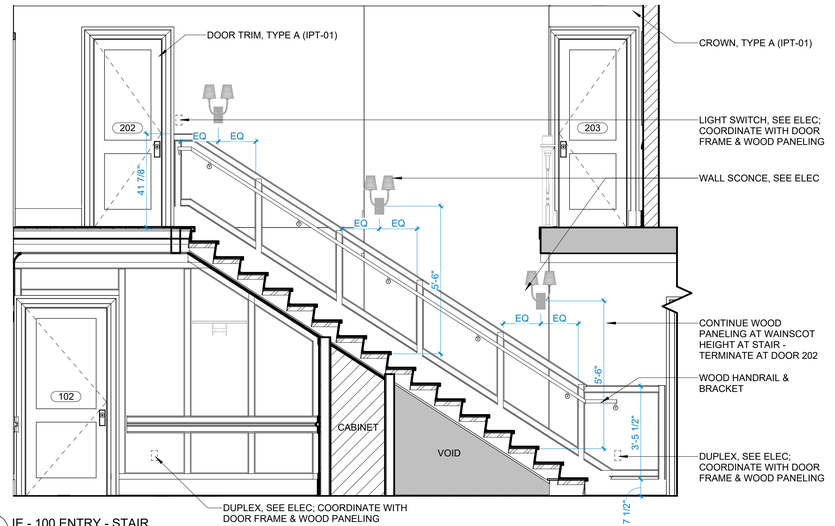

K8 IE - 100 ENTRY - STAIR
3/8" = 1'-0"



A8 SECRET GARDEN ROOM - VWC PANEL REPEAT
3/8" = 1'-0"



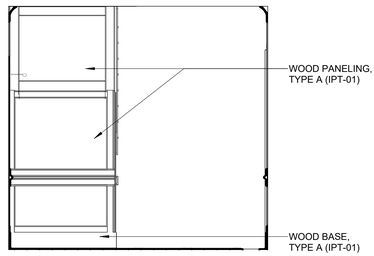

G8 IE - 100 ENTRY - S2
3/8" = 1'-0"

A11 IE - 102 SECRET GARDEN - N
3/8" = 1'-0"

D11 IE - 102 SECRET GARDEN - E
3/8" = 1'-0"

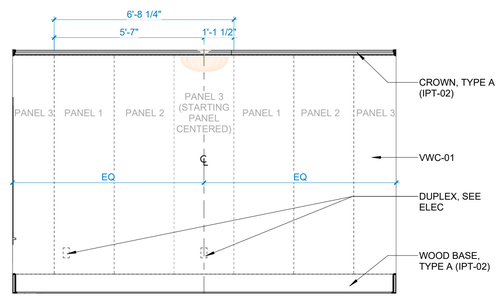

H11 IE - 102 SECRET GARDEN - S
3/8" = 1'-0"

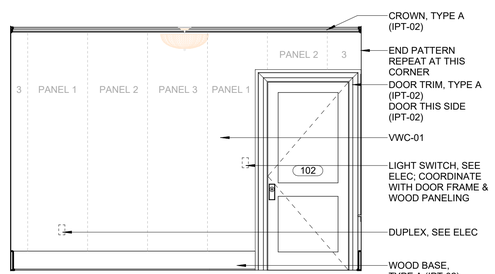

M11 IE - 102 SECRET GARDEN - W
3/8" = 1'-0"

Dirtworks
561 SEVENTH AVENUE FLOOR 11
NEW YORK, NY 10018
(212) 589 2263

WER ARCHITECTS
901 WEST THIRD STREET
LITTLE ROCK, AR 72201
(501) 374 5300

CONSULTANTS

CIVIL ENGINEERS
CRAFTON TULL & ASSOCIATES, INC.
901 N. 47TH STREET, SUITE 400
ROGERS, AR 72756
(479) 636 4838

MEP ENGINEERS
INSIGHT ENGINEERING
322 S STATE STREET, STE 201
LITTLE ROCK, AR 72201
(501) 237 3077

STRUCTURAL ENGINEERS
ENFRA TME, LLC
BUILDING 2, 1 ALLIED DRIVE, STE 2600
LITTLE ROCK, AR 72202
(501) 666 6776

FOOD SERVICE CONSULTANT
MCKAY-LANE CONSULTING, LTD
1807 DODSON AVE
FT. SMITH, AR 72901
(479) 629 4572

ACOUSTICAL ENGINEERS
ACENTECH
620 W. GERMANTOWN PIKE, STE. 210
PLYMOUTH MEETING PA 19462
(215) 245 8244

PROJECT TITLE

CENTRAL HOUSE & GARDEN

BENTONVILLE, AR

PROJECT NUMBER: 31483

#	ISSUED FOR	DATE
	FINAL CD's	10/2/2026

KEY PLAN

SIGN & SEAL

WITSELL, EVANS & RASCO P.A. REGISTERED ARCHITECTS NO C-49 ARKANSAS

DRAWN BY

CHECKED BY

SHEET TITLE

INTERIOR ELEVATIONS

SHEET NUMBER

A406

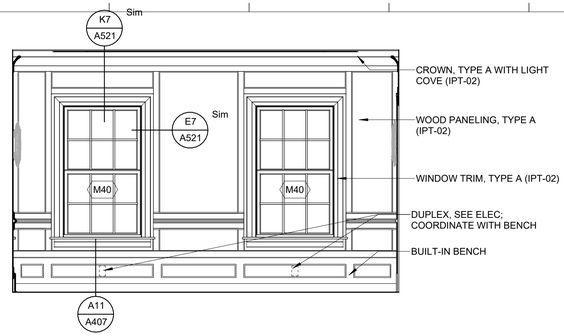

A3 IE - 103 FIREPLACE ROOM - N
3/8" = 1'-0"

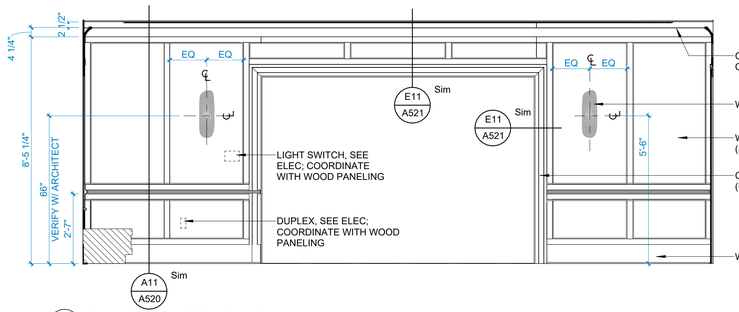

E3 IE - 103 FIREPLACE ROOM - E
3/8" = 1'-0"

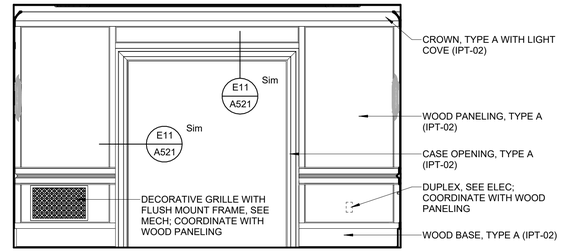

L3 IE - 103 FIREPLACE ROOM - S
3/8" = 1'-0"

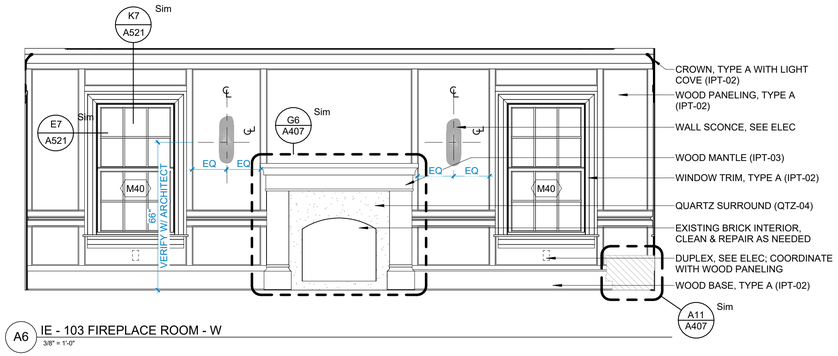

A6 IE - 103 FIREPLACE ROOM - W
3/8" = 1'-0"

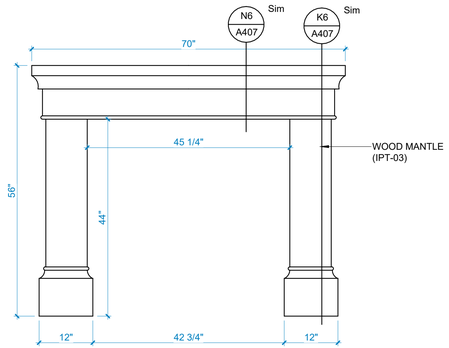

G6 FIREPLACE MANTLE - FRONT VIEW
3/4" = 1'-0"

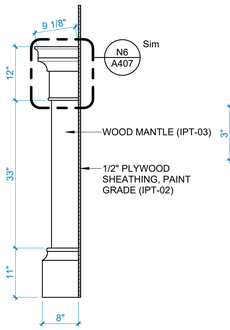

K6 FIREPLACE MANTLE - SIDE VIEW
3/4" = 1'-0"

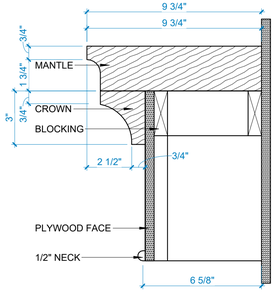

N6 FIREPLACE MANTLE - PROFILE VIEW
3" = 1'-0"

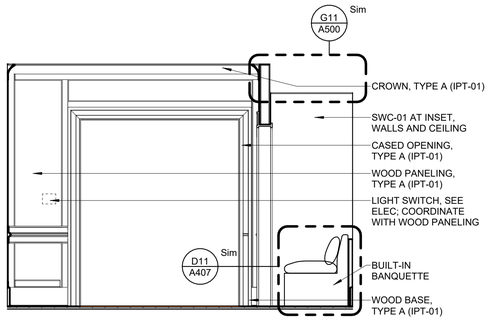

A8 IE - 104 THE BISTRO - N
3/8" = 1'-0"

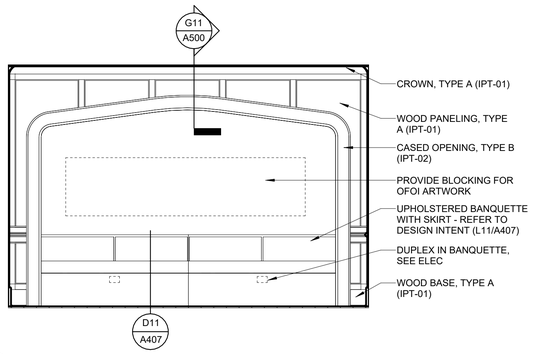

D8 IE - 104 THE BISTRO - E
3/8" = 1'-0"

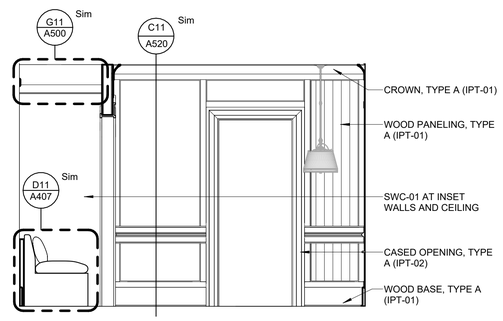

H8 IE - 104 THE BISTRO - S
3/8" = 1'-0"

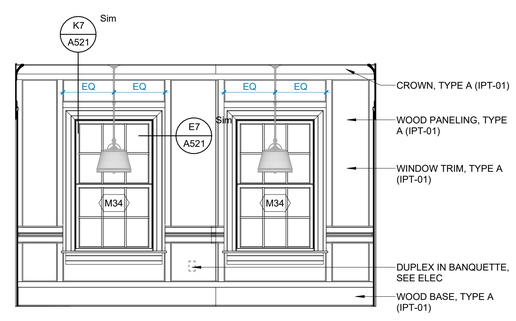

M8 IE - 104 THE BISTRO - W
3/8" = 1'-0"

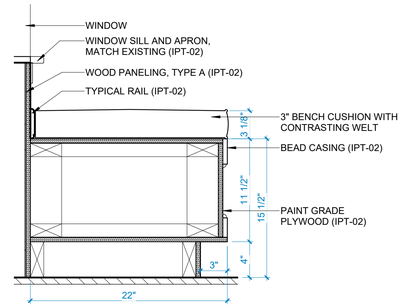

A11 FIREPLACE ROOM - WINDOW SEAT DETAIL
1 1/2" = 1'-0"

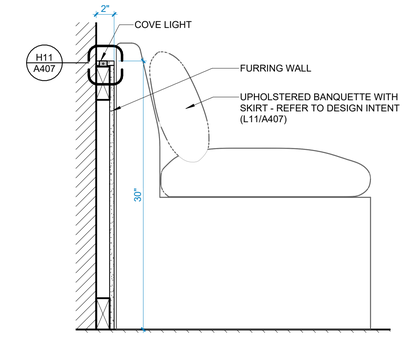

D11 BISTRO - INSET W/ BANQUETTE
1 1/2" = 1'-0"

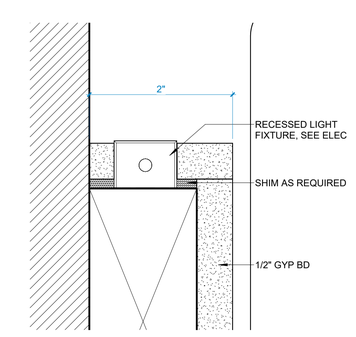

H11 BISTRO - BANQUETTE COVE LIGHT
12" = 1'-0"

L11 BISTRO BANQUETTE DESIGN INTENT
1 1/2" = 1'-0"

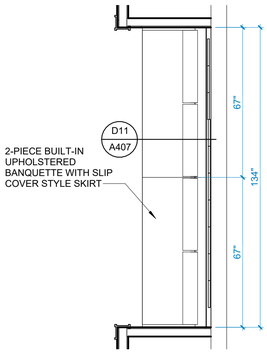

N11 EP - BISTRO BANQUETTE INSET
3/8" = 1'-0"

Dirtworks
561 SEVENTH AVENUE FLOOR 11
NEW YORK, NY 10018
(212) 589 2263

WER ARCHITECTS
901 WEST THIRD STREET
LITTLE ROCK, AR 72201
(501) 374 5300

CONSULTANTS

CIVIL ENGINEERS
CRAFTON TULL & ASSOCIATES, INC.
901 N. 47TH STREET, SUITE 400
ROGERS, AR 72756
(479) 636 4838

MEP ENGINEERS
INSIGHT ENGINEERING
322 S STATE STREET, STE 201
LITTLE ROCK, AR 72201
(501) 237 3077

STRUCTURAL ENGINEERS
ENFRA TME, LLC
BUILDING 2, 1 ALLIED DRIVE, STE 2600
LITTLE ROCK, AR 72202
(501) 666 6776

FOOD SERVICE CONSULTANT
MCKAY-LANE CONSULTING, LTD
1807 DODSON AVE
FT. SMITH, AR 72901
(479) 629 4572

ACOUSTICAL ENGINEERS
ACENTECH
620 W. GERMANTOWN PIKE, STE. 210
PLYMOUTH MEETING PA 19462
(215) 245 8244

PROJECT TITLE

CENTRAL HOUSE & GARDEN

BENTONVILLE, AR

PROJECT NUMBER: 31483

#	ISSUED FOR	DATE
	FINAL CD's	10/2/2026

KEY PLAN

SIGN & SEAL

WITSELL, EVANS & RASCO P.A. REGISTERED ARCHITECTS NO C-447 ARKANSAS

DRAWN BY

CHECKED BY

SHEET TITLE

INTERIOR ELEVATIONS

SHEET NUMBER

A407

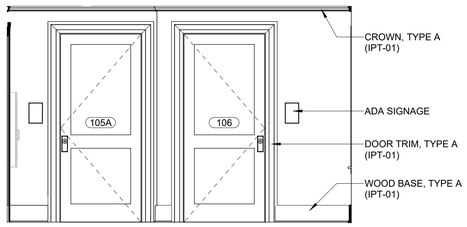

A5 IE - 105 HALL - N
3/8" = 1'-0"

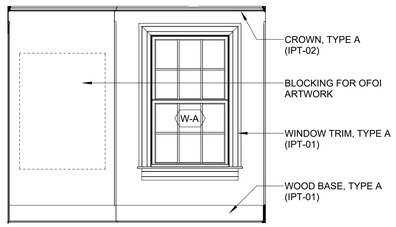

E5 IE - 105 HALL - E
3/8" = 1'-0"

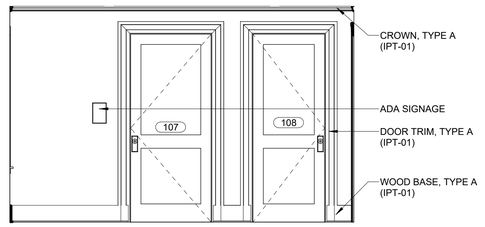

H5 IE - 105 HALL - S
3/8" = 1'-0"

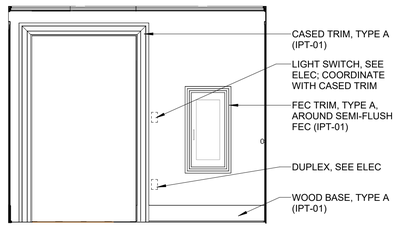

M5 IE - 105 HALL - W
3/8" = 1'-0"

D8 IE - 202 F+B OFFICE S
3/8" = 1'-0"



H8 IE - PATIO - TRASH & CONDIMENTS
3/8" = 1'-0"

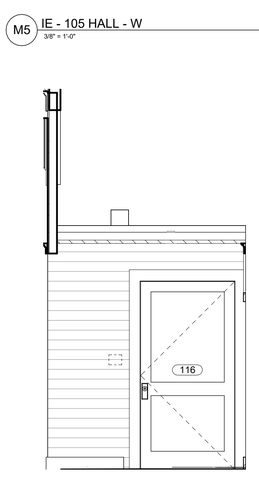

M8 IE - OUTDOOR PATIO @ BASEMENT DOOR ENTRY
3/8" = 1'-0"

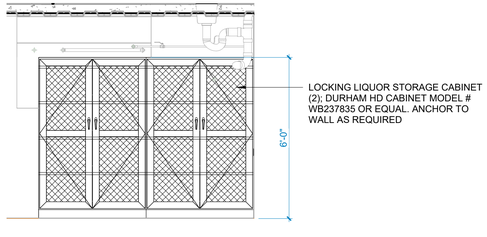

D11 IE - LOCKING CABINET @ BASEMENT
3/8" = 1'-0"

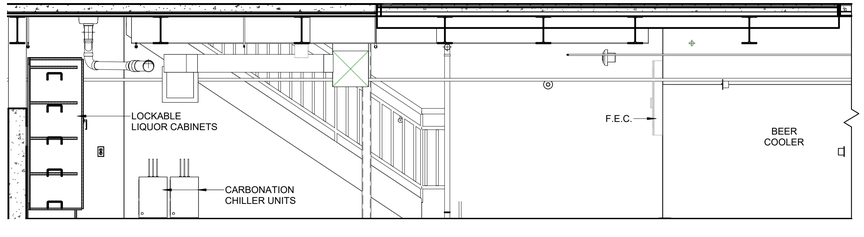

H11 IE - STAIRWELL @ BASEMENT
3/8" = 1'-0"

Dirtworks
561 SEVENTH AVENUE FLOOR 11
NEW YORK, NY 10018
(212) 589 2263

WER ARCHITECTS
901 WEST THIRD STREET
LITTLE ROCK, AR 72201
(501) 374 5300

CONSULTANTS

CIVIL ENGINEERS
CRAFTON TULL & ASSOCIATES, INC.
901 N. 47TH STREET, SUITE 400
ROGERS, AR 72756
(479) 636 4838

MEP ENGINEERS
INSIGHT ENGINEERING
322 S STATE STREET, STE 201
LITTLE ROCK, AR 72201
(501) 237 3077

STRUCTURAL ENGINEERS
ENFRA TME, LLC
BUILDING 2, 1 ALLIED DRIVE, STE 2600
LITTLE ROCK, AR 72202
(501) 666 6776

FOOD SERVICE CONSULTANT
MCKAY-LANE CONSULTING, LTD
1807 DODSON AVE
FT. SMITH, AR 72901
(479) 629 4572

ACOUSTICAL ENGINEERS
ACENTECH
620 W. GERMANTOWN PIKE, STE. 210
PLYMOUTH MEETING PA 19462
(215) 245 8244

PROJECT TITLE

CENTRAL HOUSE & GARDEN

BENTONVILLE, AR

PROJECT NUMBER: 31483

#	ISSUED FOR	DATE
	FINAL CD's	10/2/2026

KEY PLAN

SIGN & SEAL

WITSELL, EVANS & RASCO P.A. REGISTERED ARCHITECTS NO C-44 ARKANSAS

DRAWN BY

CHECKED BY

SHEET TITLE

INTERIOR ELEVATIONS

SHEET NUMBER

A408

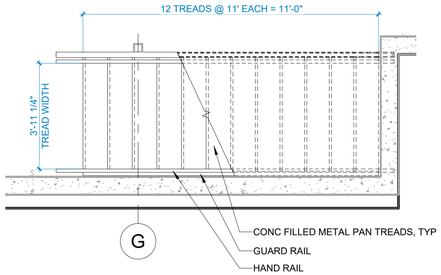

A4 BASEMENT FLOOR PLAN - Callout 1
3/8" = 1'-0"

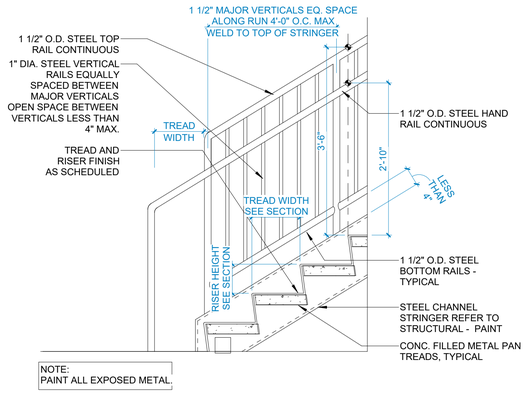

D4 BOTTOM OF STAIR RUN
3/4" = 1'-0"

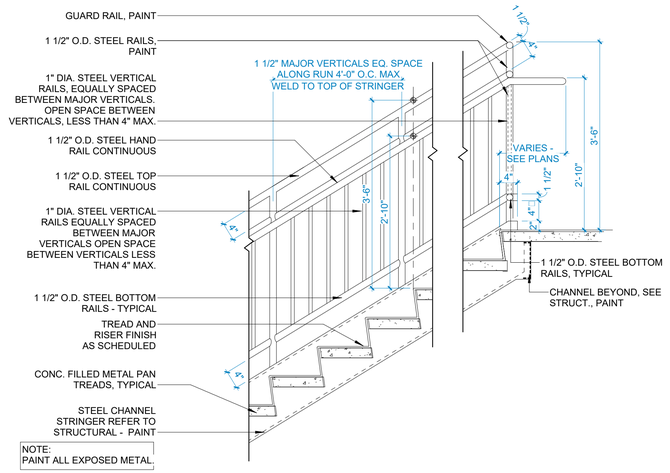

J4 TOP LANDING/ GUARDRAIL SECTION
3/4" = 1'-0"

STAIR AND RAILINGS - GENERAL NOTES:

1. NO GAP BETWEEN RAILING SYSTEM & STAIR WELL CONSTRUCTION OR OTHER BUILDING ELEMENTS SHALL BE OF A WIDTH TO ALLOW A 4-INCH SPHERE TO PASS THROUGH.

2. HAND RAIL BRACKETS ARE NOT ALL SHOWN IN STAIR SECTION OR ELEVATION VIEWS. BRACKETS TO BE PROVIDED PER DETAILS.

3. GUARDRAIL BALUSTER SPACING SHOWN DIAGRAMMATICALLY & MAY NOT SHOW EQUAL SPACING, ALL REQUIRED LOCATIONS OR REQUIRED ALIGNMENT.

4. PROVIDE MISC STL EMBED PLATES WITH STUDS TO BE PLACED IN FLR SLABS @ LOCATIONS WHERE VERT RAILING SUPPORTS ORIGINATE @ FLRS. WELD RAILING VERTICALS TO EMBED PLATES, CLEAN & SMOOTH FIELD WELDS. UNLESS NOTED OTHERWISE.

6. PAINT ALL EXPOSED TO VIEW PORTIONS OF STL STAIRS.

7. REFER TO STRUCTURAL DRAWINGS FOR STEEL DESIGN, DETAILING & ENGINEERING.

Dirtworks
561 SEVENTH AVENUE FLOOR 11
NEW YORK, NY 10018
(212) 589 2263

WER ARCHITECTS
901 WEST THIRD STREET
LITTLE ROCK, AR 72201
(501) 374 5300

CONSULTANTS

CIVIL ENGINEERS
CRAFTON TULL & ASSOCIATES, INC.
901 N. 47TH STREET, SUITE 400
ROGERS, AR 72756
(479) 636 4838

MEP ENGINEERS
INSIGHT ENGINEERING
322 S STATE STREET, STE 201
LITTLE ROCK, AR 72201
(501) 237 3077

STRUCTURAL ENGINEERS
ENFRA TME, LLC
BUILDING 2, 1 ALLIED DRIVE, STE 2600
LITTLE ROCK, AR 72202
(501) 666 6776

FOOD SERVICE CONSULTANT
MCKAY-LANE CONSULTING, LTD
1807 DODSON AVE
FT. SMITH, AR 72901
(479) 629 4572

ACOUSTICAL ENGINEERS
ACENTECH
620 W. GERMANTOWN PIKE, STE. 210
PLYMOUTH MEETING PA 19462
(215) 245 8244

PROJECT TITLE

CENTRAL HOUSE & GARDEN

BENTONVILLE, AR

PROJECT NUMBER: 31483

#	ISSUED FOR	DATE
	FINAL CD's	10/2/2026

KEY PLAN

SIGN & SEAL

DRAWN BY

CHECKED BY

SHEET TITLE

BASEMENT STAIR DETAILS

SHEET NUMBER

A420

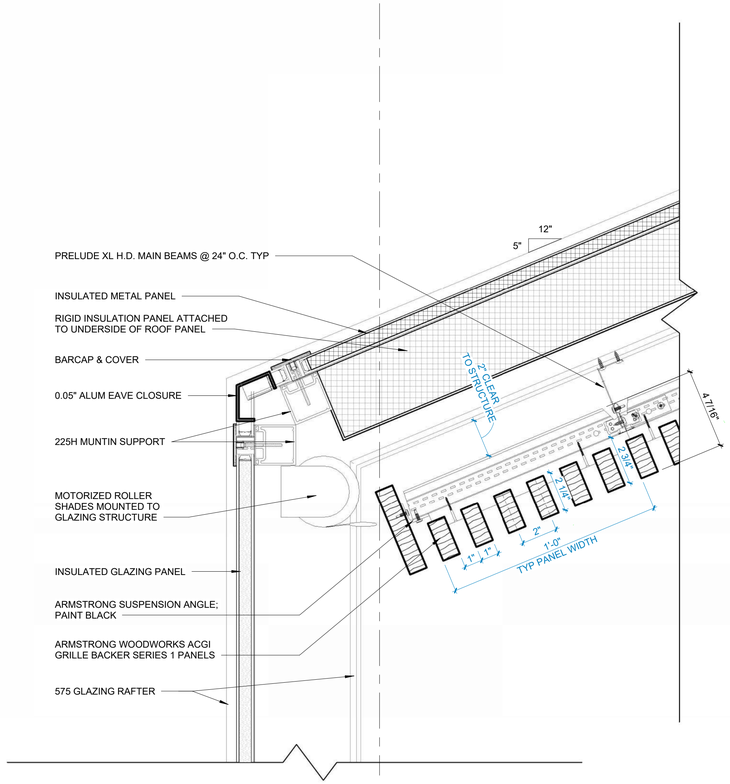

A5 BUILDING SECTION 1 - LOOKING EAST - Callout 2
3" = 1'-0"

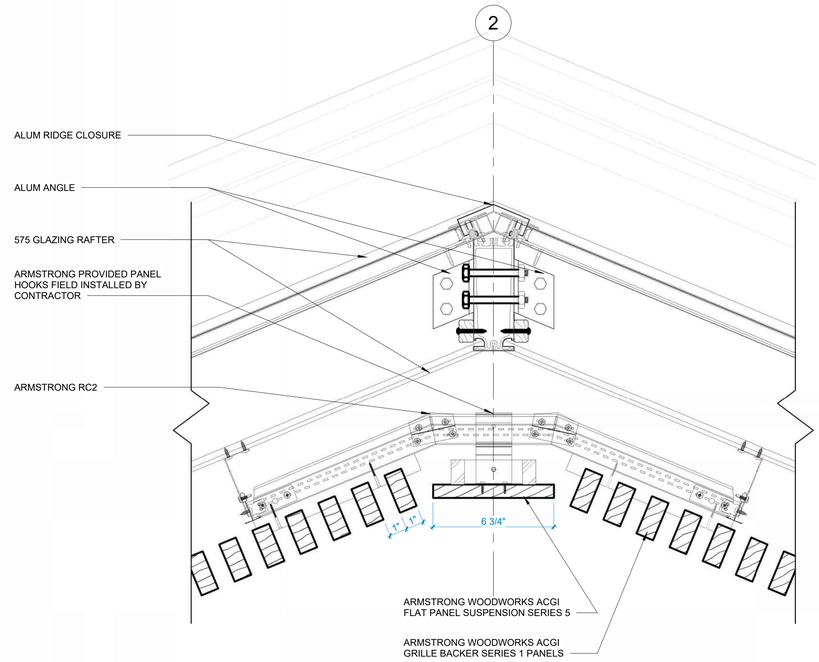

E3 BUILDING SECTION 1 - LOOKING EAST - Callout 1
3" = 1'-0"

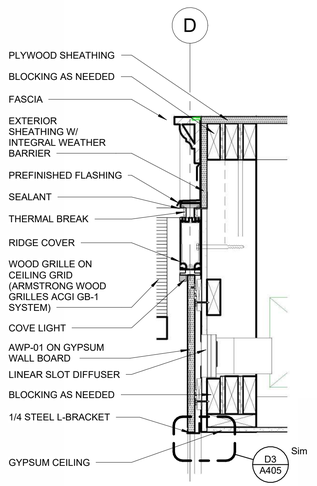

A11 SECTION DETAIL - FURRDOWN @ GARDEN RM ENTRY
1 1/2" = 1'-0"

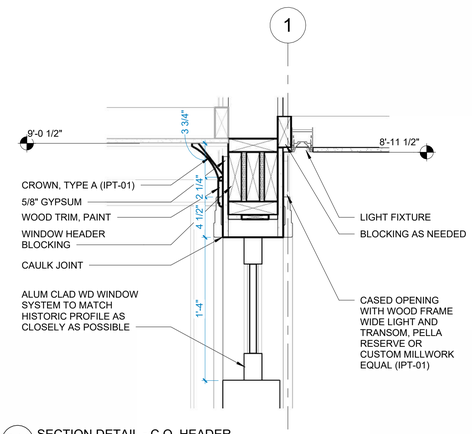

D11 SECTION DETAIL - C.O. HEADER
1 1/2" = 1'-0"

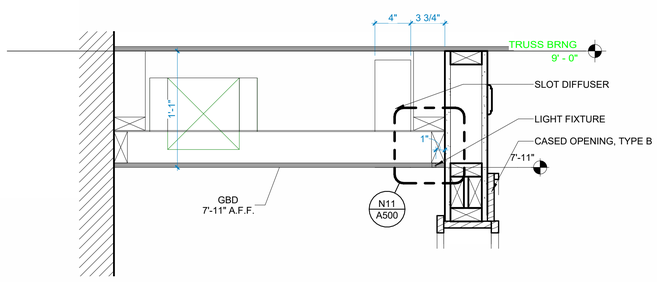

G11 SECTION DETAIL - BISTRO INSET
1 1/2" = 1'-0"

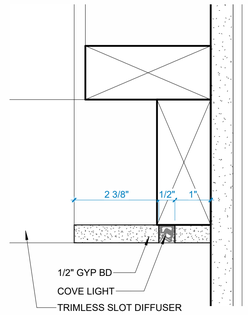

N11 SECTION DETAIL - BISTRO INSET COVE LIGHT
6" = 1'-0"

Dirtworks
561 SEVENTH AVENUE FLOOR 11
NEW YORK, NY 10018
(212) 589 2263

WER ARCHITECTS
901 WEST THIRD STREET
LITTLE ROCK, AR 72201
(501) 374 5300

CONSULTANTS

CIVIL ENGINEERS
CRAFTON TULL & ASSOCIATES, INC.
901 N. 47TH STREET, SUITE 400
ROGERS, AR 72756
(479) 636 4838

MEP ENGINEERS
INSIGHT ENGINEERING
322 S STATE STREET, STE 201
LITTLE ROCK, AR 72201
(501) 237 3077

STRUCTURAL ENGINEERS
ENFRA TME, LLC
BUILDING 2, 1 ALLIED DRIVE, STE 2600
LITTLE ROCK, AR 72202
(501) 666 6776

FOOD SERVICE CONSULTANT
MCKAY-LANE CONSULTING, LTD
1807 DODSON AVE
FT. SMITH, AR 72901
(479) 629 4572

ACOUSTICAL ENGINEERS
ACENTECH
620 W. GERMANTOWN PIKE, STE. 210
PLYMOUTH MEETING PA 19462
(215) 245 8244

PROJECT TITLE

CENTRAL HOUSE & GARDEN

BENTONVILLE, AR

PROJECT NUMBER: 31483

#	ISSUED FOR	DATE
	FINAL CD's	10/2/2026

KEY PLAN

SIGN & SEAL

WITSELL EVANS & RASCO P.A. REGISTERED ARCHITECTS NO. 0347 ARKANSAS 10/2/2026

DRAWN BY

CHECKED BY

SHEET TITLE

DETAILS

SHEET NUMBER

A500

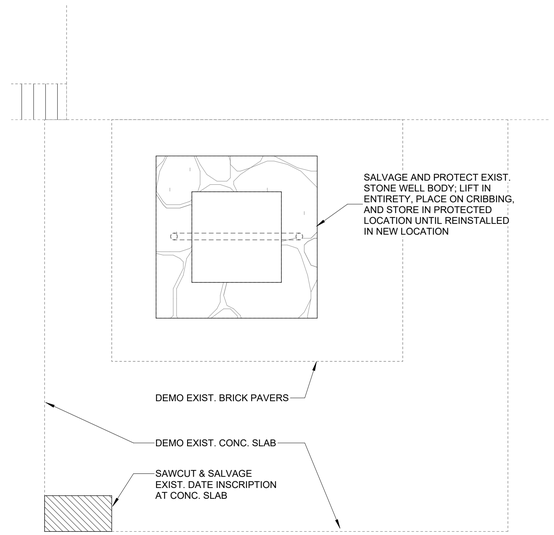

F5 DEMO PLAN - EXISTING WELL
3/4" = 1'-0"

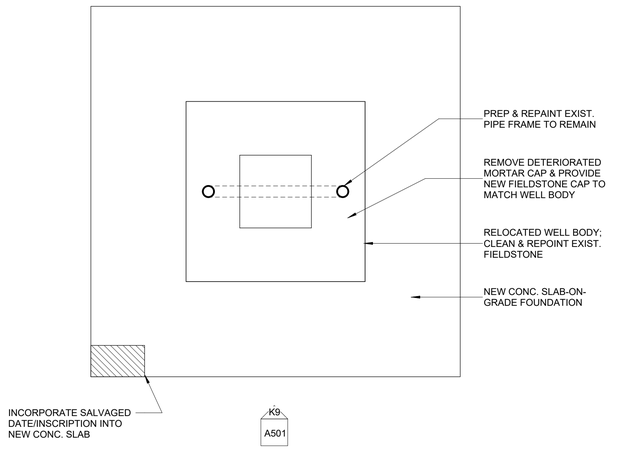

K5 PLAN - RELOCATED WELL
3/4" = 1'-0"

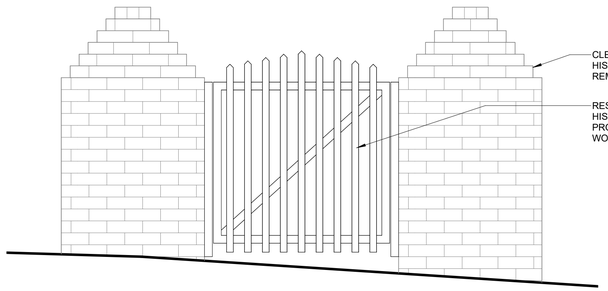

A8 ELEVATION - HISTORIC GATE
3/4" = 1'-0"

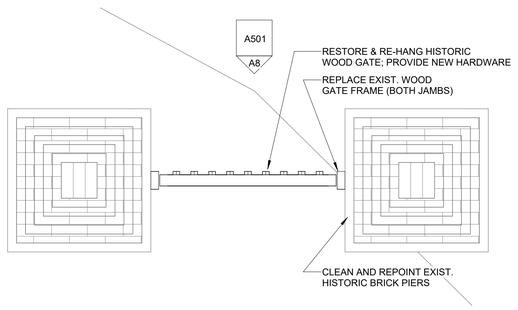

A11 PLAN - HISTORIC GATE
3/4" = 1'-0"

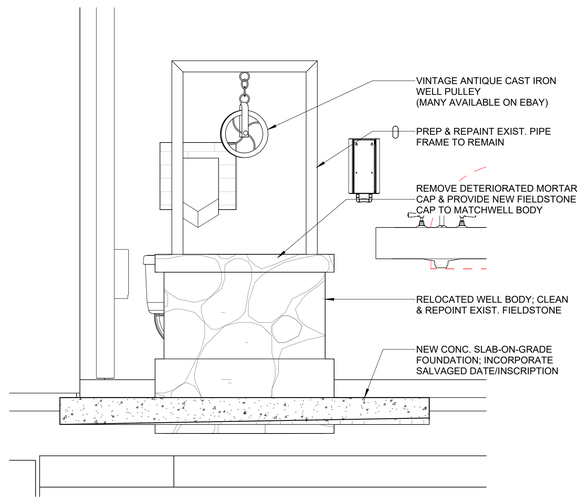

K9 ELEVATION - RELOCATED WELL
3/4" = 1'-0"

Dirtworks
561 SEVENTH AVENUE FLOOR 11
NEW YORK, NY 10018
(212) 589 2263

WER ARCHITECTS
901 WEST THIRD STREET
LITTLE ROCK, AR 72201
(501) 374 5300

CONSULTANTS

CIVIL ENGINEERS
CRAFTON TULL & ASSOCIATES, INC.
901 N. 47TH STREET, SUITE 400
ROGERS, AR 72756
(479) 636 4838

MEP ENGINEERS
INSIGHT ENGINEERING
322 S STATE STREET, STE 201
LITTLE ROCK, AR 72201
(501) 237 3077

STRUCTURAL ENGINEERS
ENFRA TME, LLC
BUILDING 2, 1 ALLIED DRIVE, STE 2600
LITTLE ROCK, AR 72202
(501) 666 6776

FOOD SERVICE CONSULTANT
MCKAY-LANE CONSULTING, LTD
1807 DODSON AVE
FT. SMITH, AR 72901
(479) 629 4572

ACOUSTICAL ENGINEERS
ACENTECH
620 W. GERMANTOWN PIKE, STE. 210
PLYMOUTH MEETING PA 19462
(215) 245 8244

PROJECT TITLE

CENTRAL HOUSE & GARDEN

BENTONVILLE, AR

PROJECT NUMBER: 31483

#	ISSUED FOR	DATE
	FINAL CD's	10/2/2026

KEY PLAN

SIGN & SEAL

SWITSELL EVANS & RASCO P.A. REGISTERED ARCHITECTS NO C-247 ARKANSAS 10/2/2026

DRAWN BY

CHECKED BY

SHEET TITLE

MISC. DETAILS - HISTORIC WELL AND GATE

SHEET NUMBER

A501

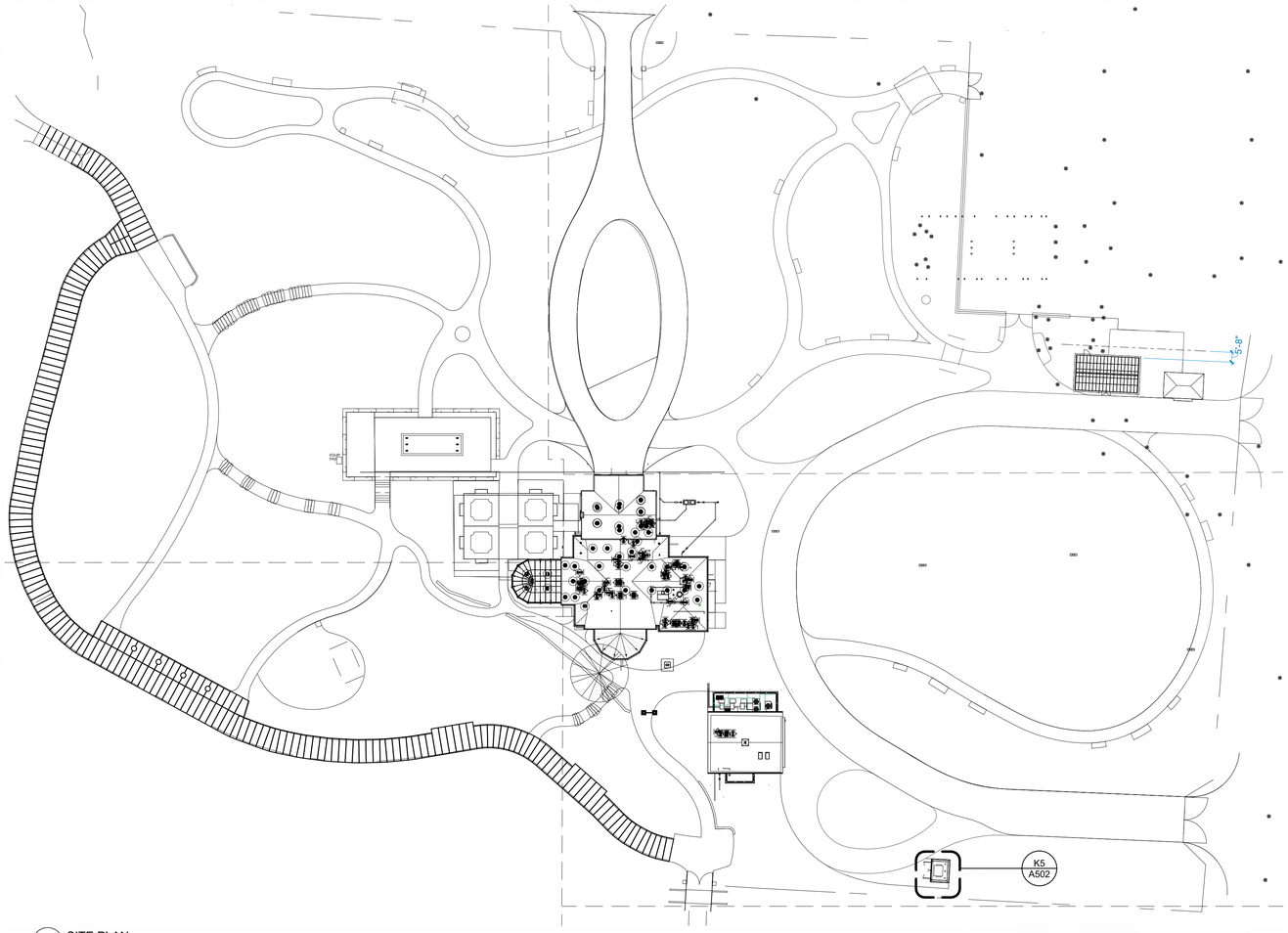

A5 SITE PLAN
1" = 40'-0"

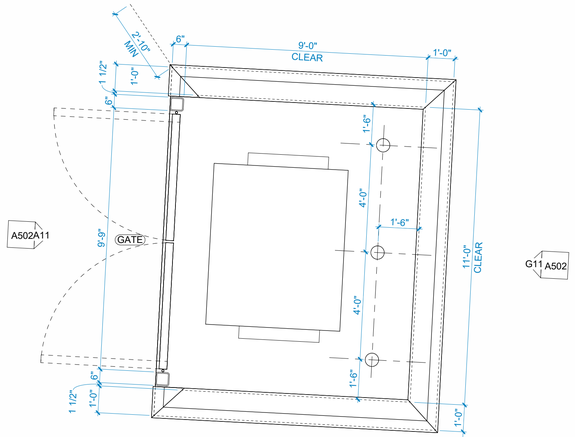

K5 EP - DUMPSTER ENCLOSURE
3/8" = 1'-0"

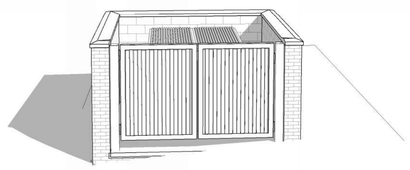

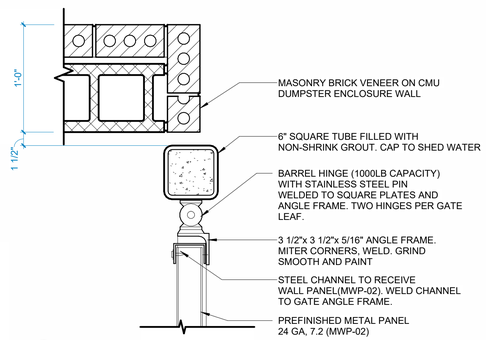

L8 JAMB AT DUMPSTER ENCLOSURE
1 1/2" = 1'-0"

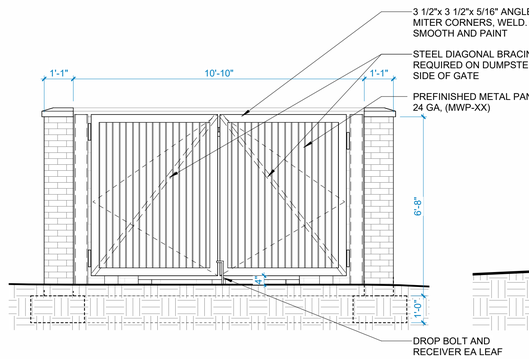

A11 ELEVATION - DUMPSTER ENCLOSURE (WEST)
3/8" = 1'-0"

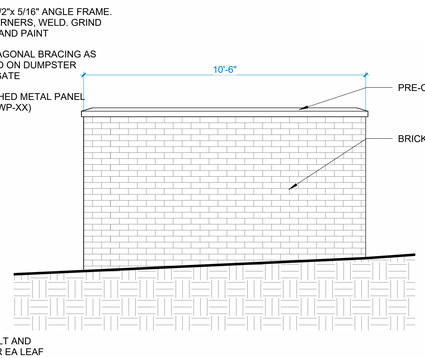

D11 ELEVATION - DUMPSTER ENCLOSURE (SIDES)
3/8" = 1'-0"

G9 3D - DUMPSTER ENCLOSURE

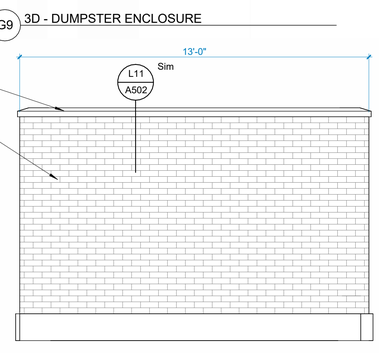

G11 ELEVATION - DUMPSTER ENCLOSURE (EAST)
3/8" = 1'-0"

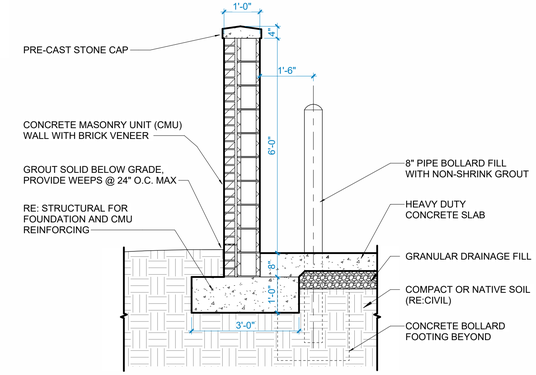

L11 DUMPSTER ENCLOSURE WALL
1/2" = 1'-0"

Dirtworks
561 SEVENTH AVENUE FLOOR 11
NEW YORK, NY 10018
(212) 589 2263

WER ARCHITECTS
901 WEST THIRD STREET
LITTLE ROCK, AR 72201
(501) 374 5300

CONSULTANTS

CIVIL ENGINEERS
CRAFTON TULL & ASSOCIATES, INC.
901 N. 47TH STREET, SUITE 400
ROGERS, AR 72756
(479) 636 4838

MEP ENGINEERS
INSIGHT ENGINEERING
322 S STATE STREET, STE 201
LITTLE ROCK, AR 72201
(501) 237 3077

STRUCTURAL ENGINEERS
ENFRA TME, LLC
BUILDING 2, 1 ALLIED DRIVE, STE 2600
LITTLE ROCK, AR 72202
(501) 666 6776

FOOD SERVICE CONSULTANT
MCKAY-LANE CONSULTING, LTD
1807 DODSON AVE
FT. SMITH, AR 72901
(479) 629 4572

ACOUSTICAL ENGINEERS
ACENTECH
620 W. GERMANTOWN PIKE, STE. 210
PLYMOUTH MEETING PA 19462
(215) 245 8244

PROJECT TITLE

CENTRAL HOUSE & GARDEN

BENTONVILLE, AR

PROJECT NUMBER: 31483

#	ISSUED FOR	DATE
	FINAL CD's	10/2/2026

KEY PLAN

SIGN & SEAL

WITSELL EVANS & RASCO PA
REGISTERED ARCHITECTS
NO C-487
ARKANSAS

DRAWN BY

CHECKED BY

SHEET TITLE

DUMPSTER ENCLOSURE DETAILS

SHEET NUMBER

A502

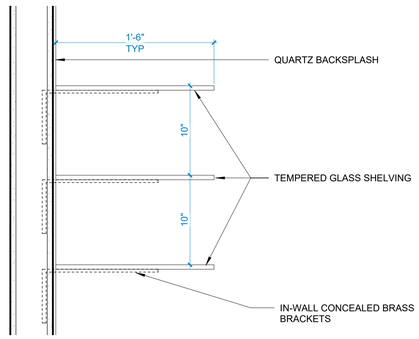

A6 MILLWORK SECTION - COFFEE BAR - GLASS SHELVES
1 1/2" = 1'-0"

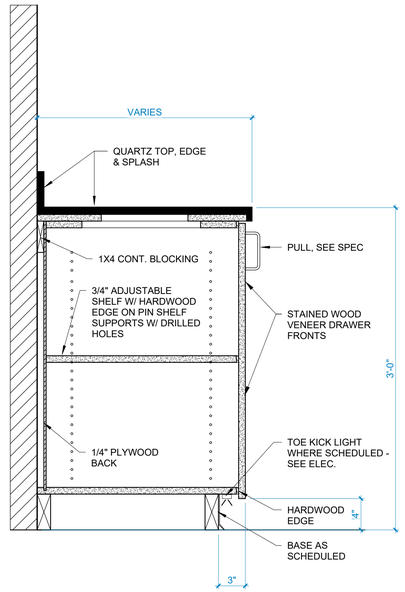

E6 MILLWORK - 1 DOOR SHELF ON PINS_1
1 1/2" = 1'-0"

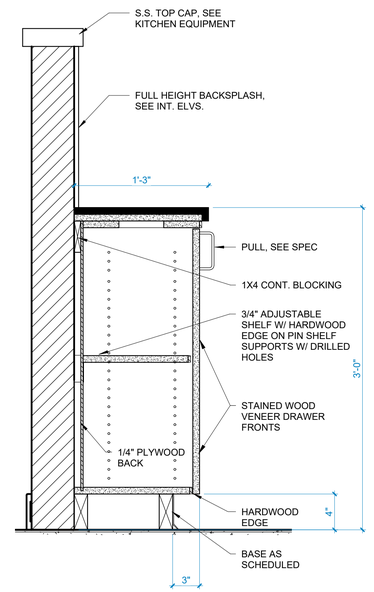

H6 MILLWORK - 1 DOOR SHELF ON PINS_2
1 1/2" = 1'-0"

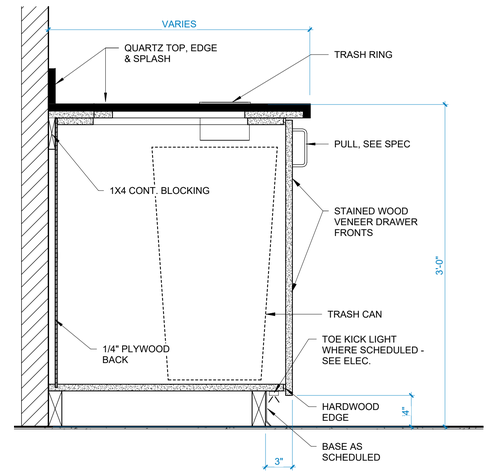

M6 MILLWORK - TRASH CABINET
1 1/2" = 1'-0"

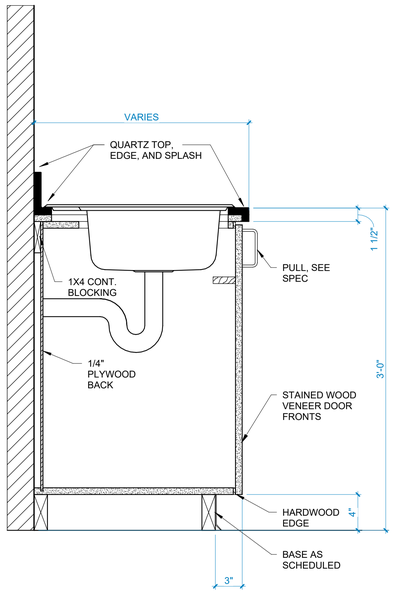

A11 MILLWORK - TYPICAL LAV BASE CABINET
1 1/2" = 1'-0"

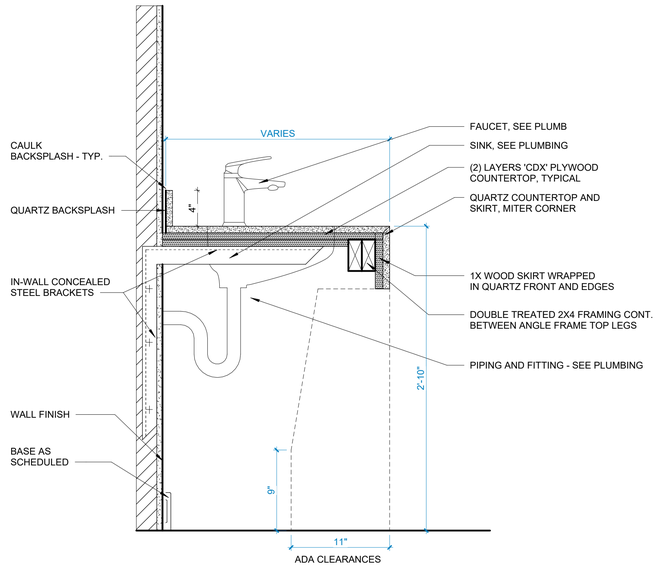

D11 MILLWORK - TYPICAL LAV COUNTER W/ APRON FRONT
1 1/2" = 1'-0"

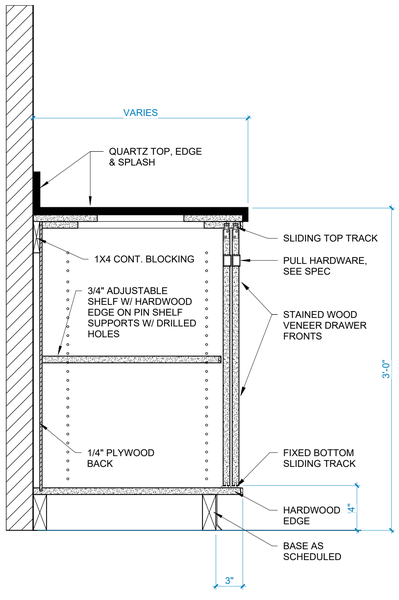

J11 MILLWORK - SLIDING DOOR SHELF ON PINS
1 1/2" = 1'-0"

Dirtworks
561 SEVENTH AVENUE FLOOR 11
NEW YORK, NY 10018
(212) 589 2263

WER ARCHITECTS
901 WEST THIRD STREET
LITTLE ROCK, AR 72201
(501) 374 5300

CONSULTANTS

CIVIL ENGINEERS
CRAFTON TULL & ASSOCIATES, INC.
901 N. 47TH STREET, SUITE 400
ROGERS, AR 72756
(479) 636 4838

MEP ENGINEERS
INSIGHT ENGINEERING
322 S STATE STREET, STE 201
LITTLE ROCK, AR 72201
(501) 237 3077

STRUCTURAL ENGINEERS
ENFRA TME, LLC
BUILDING 2, 1 ALLIED DRIVE, STE 2600
LITTLE ROCK, AR 72202
(501) 666 6776

FOOD SERVICE CONSULTANT
MCKAY-LANE CONSULTING, LTD
1807 DODSON AVE
FT. SMITH, AR 72901
(479) 629 4572

ACOUSTICAL ENGINEERS
ACENTECH
620 W. GERMANTOWN PIKE, STE. 210
PLYMOUTH MEETING PA 19462
(215) 245 8244

PROJECT TITLE

CENTRAL HOUSE & GARDEN

BENTONVILLE, AR

PROJECT NUMBER: 31483

#	ISSUED FOR	DATE
	FINAL CD's	10/2/2026

KEY PLAN

SIGN & SEAL

WITSELL, EVANS & RASCO P.A. REGISTERED ARCHITECTS NO C-149 ARKANSAS

DRAWN BY

CHECKED BY

SHEET TITLE

MILLWORK DETAILS

SHEET NUMBER

A510

EXISTING TRIM PHOTO

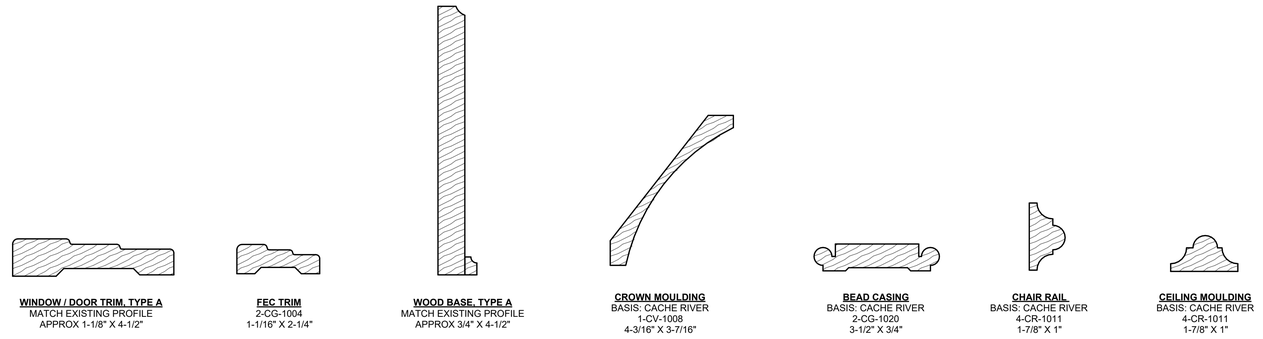

E3 MOULDING PROFILES
6" = 1'-0"

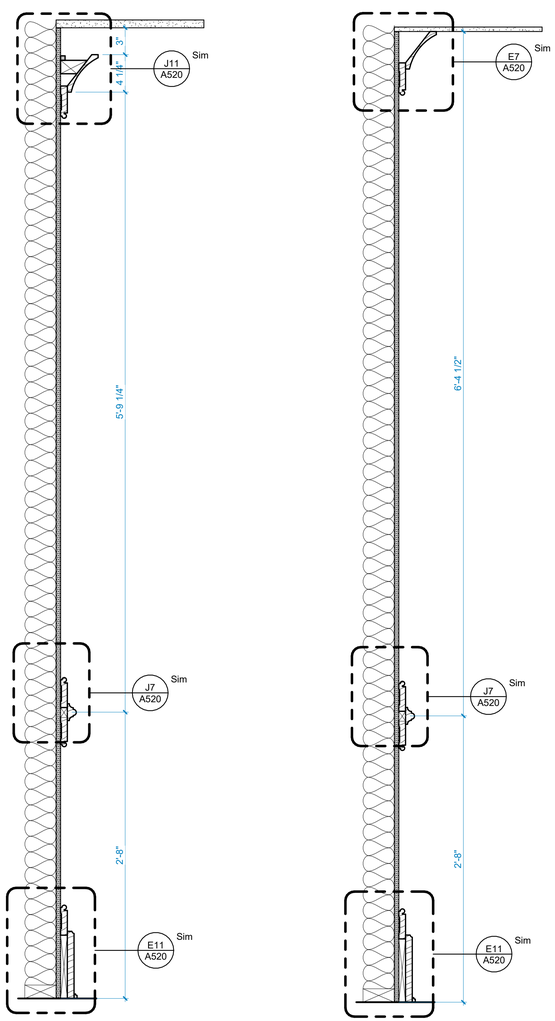

A11 WOOD PANELING - FIREPLACE ROOM
1 1/2" = 1'-0"

C11 WOOD PANELING - FOYER, GALLERY, AND BISTRO
1 1/2" = 1'-0"

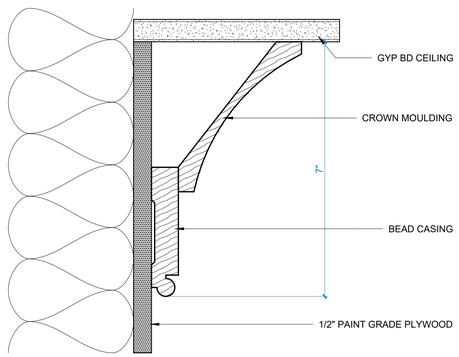

E7 CROWN MOULDING @ WOOD PANELING
6" = 1'-0"

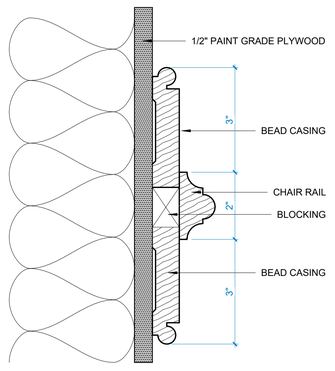

J7 CHAIR RAIL @ WOOD PANELING
6" = 1'-0"

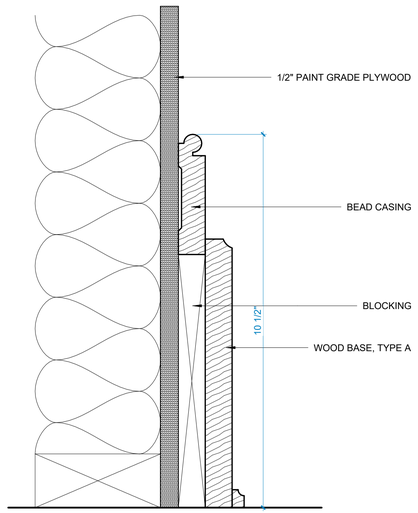

E11 WOOD BASE @ PANELING
6" = 1'-0"

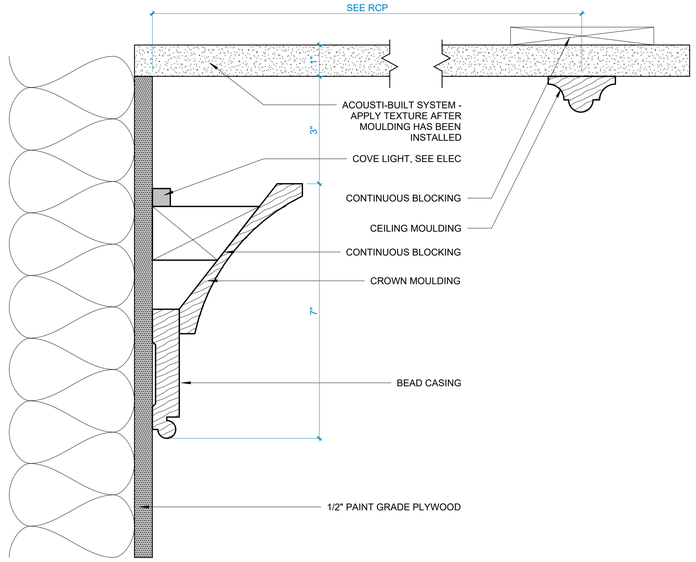

J11 CROWN MOULDING @ WOOD PANELING W/ COVE LIGHT
6" = 1'-0"

Dirtworks
561 SEVENTH AVENUE FLOOR 11
NEW YORK, NY 10018
(212) 589 2263

WER ARCHITECTS
901 WEST THIRD STREET
LITTLE ROCK, AR 72201
(501) 374 5300

CONSULTANTS

CIVIL ENGINEERS
CRAFTON TULL & ASSOCIATES, INC.
901 N. 47TH STREET, SUITE 400
ROGERS, AR 72756
(479) 636 4838

MEP ENGINEERS
INSIGHT ENGINEERING
322 S STATE STREET, STE 201
LITTLE ROCK, AR 72201
(501) 237 3077

STRUCTURAL ENGINEERS
ENFRA TME, LLC
BUILDING 2, 1 ALLIED DRIVE, STE 2600
LITTLE ROCK, AR 72202
(501) 666 6776

FOOD SERVICE CONSULTANT
MCKAY-LANE CONSULTING, LTD
1807 DODSON AVE
FT. SMITH, AR 72901
(479) 629 4572

ACOUSTICAL ENGINEERS
ACENTECH
620 W. GERMANTOWN PIKE, STE. 210
PLYMOUTH MEETING PA 19462
(215) 245 8244

PROJECT TITLE

CENTRAL HOUSE & GARDEN

BENTONVILLE, AR

PROJECT NUMBER: 31483

#	ISSUED FOR	DATE
	FINAL CD's	10/2/2026

KEY PLAN

SIGN & SEAL



DRAWN BY

CHECKED BY

SHEET TITLE

MOULDING SCHEDULE

SHEET NUMBER

A520

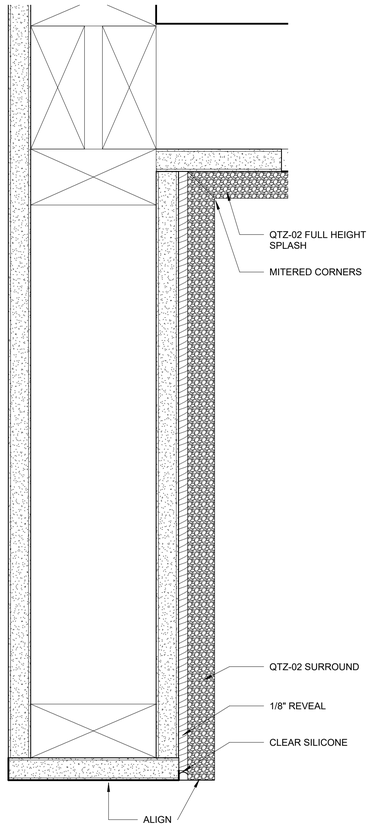

A7 QUARTZ SURROUND AT PREP KITCHEN - JAMB
6" = 1'-0"

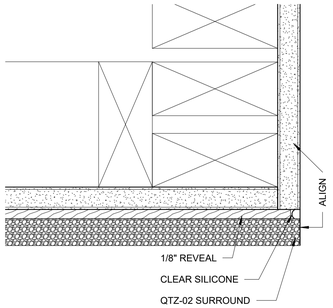

E3 QUARTZ SURROUND AT PREP KITCHEN - HEAD
6" = 1'-0"

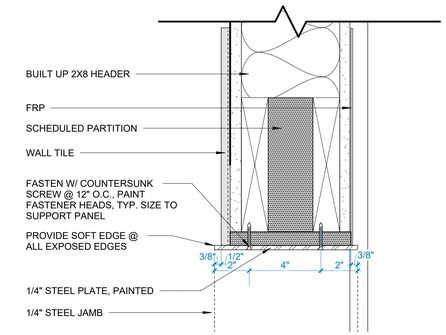

J3 DETAIL - PREP KITCHEN CASED OPENING HEADER
3" = 1'-0"

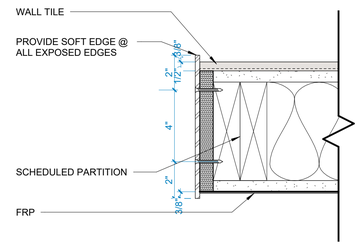

M3 DETAIL - PREP KITCHEN CASED OPENING JAMB
3" = 1'-0"

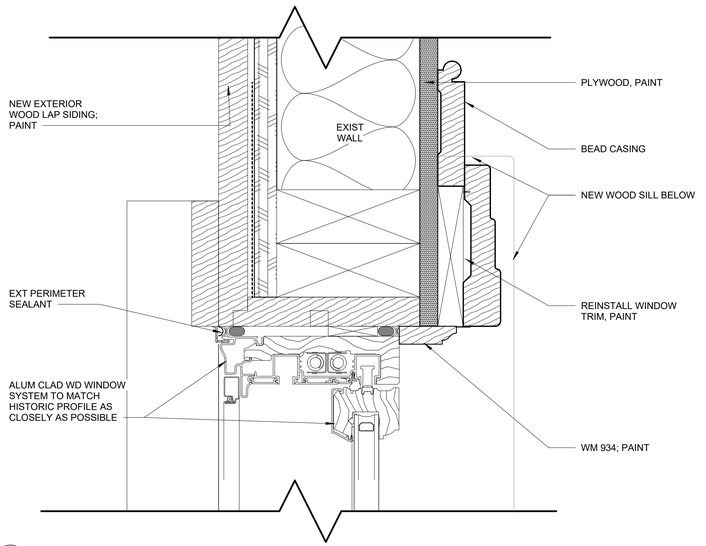

E7 WINDOW TRIM JAMB @ WOOD PANELING, TYPE A
6" = 1'-0"

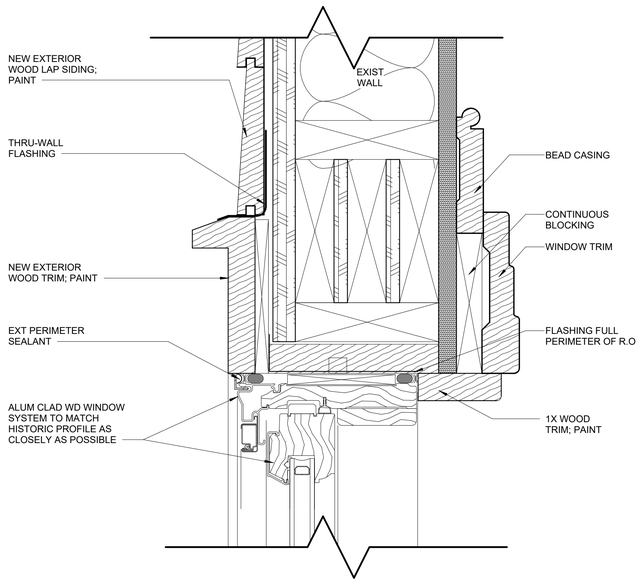

K7 WINDOW TRIM HEAD @ WOOD PANELING, TYPE A
6" = 1'-0"

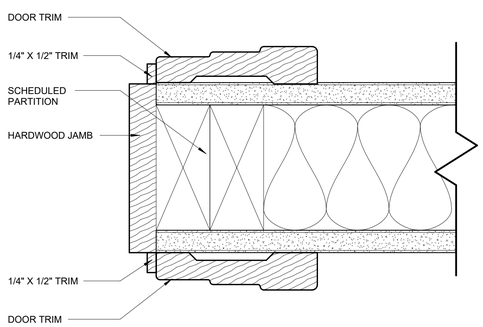

A11 CASED OPENING @ TYP WALL
6" = 1'-0"

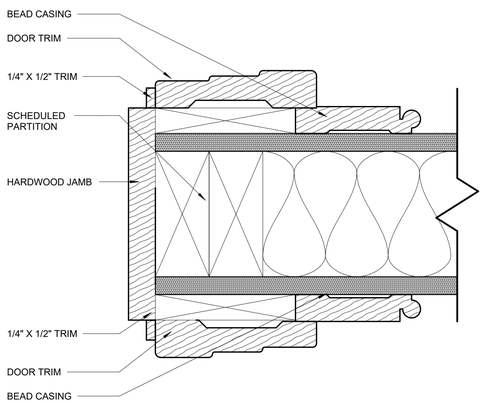

E11 CASED OPENING @ WOOD PANELING, TYPE A
6" = 1'-0"

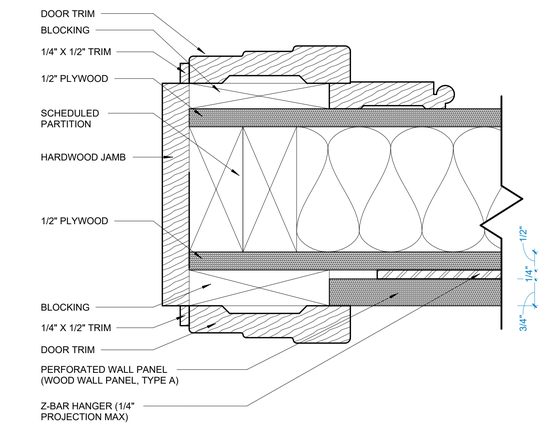

K11 CASED OPENING @ WOOD PANELING, TYPE B
6" = 1'-0"

Dirtworks
561 SEVENTH AVENUE FLOOR 11
NEW YORK, NY 10018
(212) 589 2263

WER ARCHITECTS
901 WEST THIRD STREET
LITTLE ROCK, AR 72201
(501) 374 5300

CONSULTANTS

CIVIL ENGINEERS
CRAFTON TULL & ASSOCIATES, INC.
901 N. 47TH STREET, SUITE 400
ROGERS, AR 72756
(479) 636 4838

MEP ENGINEERS
INSIGHT ENGINEERING
322 S STATE STREET, STE 201
LITTLE ROCK, AR 72201
(501) 237 3077

STRUCTURAL ENGINEERS
ENFRA TME, LLC
BUILDING 2, 1 ALLIED DRIVE, STE 2600
LITTLE ROCK, AR 72202
(501) 666 6776

FOOD SERVICE CONSULTANT
MCKAY-LANE CONSULTING, LTD
1807 DODSON AVE
FT. SMITH, AR 72901
(479) 629 4572

ACOUSTICAL ENGINEERS
ACENTECH
620 W. GERMANTOWN PIKE, STE. 210
PLYMOUTH MEETING PA 19462
(215) 245 8244

PROJECT TITLE

CENTRAL HOUSE & GARDEN

BENTONVILLE, AR

PROJECT NUMBER: 31483

#	ISSUED FOR	DATE
	FINAL CD's	10/2/2026

KEY PLAN

SIGN & SEAL

WITSELL EVANS & RASCO PA
REGISTERED ARCHITECTS
NO C-987
ARKANSAS
10/2/2026

DRAWN BY

CHECKED BY

SHEET TITLE

MOULDING DETAILS

SHEET NUMBER

A521

1 STUD WALL

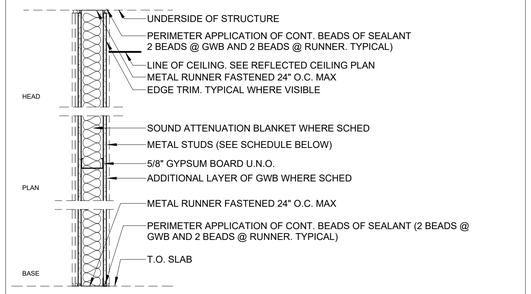

TYPE	1ST LAYER 2ND LAYER	STUD SIZE / SPACING	1ST LAYER 2ND LAYER	MAX HEIGHT / MIN. GAUGE	INSUL. THICKNESS / STC TEST	FIRE RATING / TEST DESIGN	REMARKS
	(TOTAL WALL WIDTH: "INCHES")						
1A	5/8"	3 1/2" / 16" O.C.	5/8"	15'-4" / 20	3" / 49 / SA-870717		
	(TOTAL WALL WIDTH: 4 3/4")						
1B	5/8"	3 1/2" / 16" O.C.	5/8"	15'-4" / 20	NONE / 40 / USG-860808		
	(TOTAL WALL WIDTH: 4 3/4")						
1C	5/8"	3 1/2" / 16" O.C.	5/8"	15'-4" / 20	NONE / 40 / USG-860808		EXTEND GYP. BD. 6" ABOVE CEILING, SEE GENERAL NOTE 13
	(TOTAL WALL WIDTH: 4 3/4")						
1D	5/8"	5 1/2" / 16" O.C.	5/8"	19'-9" / 20	3" / 49 / SA-870717		
	(TOTAL WALL WIDTH: 6 3/4"")						
1E	5/8"	3 1/2" / 16" O.C.	1/2" RESILIENT CHANNEL 5/8"	15'-4" / 20	3" / 54 / RAL-TL-83-216		SEE GENERAL NOTE 7
	(TOTAL WALL WIDTH: 5 1/4")						
1F	5/8"	5 1/2" / 16" O.C.	1/2" RESILIENT CHANNEL 5/8"	19'-9" / 20	3" / 54 / RAL-TL-83-216		SEE GENERAL NOTE 7
	(TOTAL WALL WIDTH: 7 1/4")						
1G	5/8"	3 1/2" / 16" O.C.	1/2" RESILIENT CHANNEL 5/8"	15'-4" / 20	3" / 54 / RAL-TL-83-216	1 HR / UL-U419	SEE GENERAL NOTE 7
	(TOTAL WALL WIDTH: 5 1/4")						
1H	5/8"	3 1/2" / 16" O.C.	5/8"	15'-4" / 20	NONE / 40 / USG-860808	1 HR / UL-U419	
	(TOTAL WALL WIDTH: 4 3/4")						
1J	5/8"	3 1/2" / 16" O.C.	5/8"	15'-4" / 20	3" / 49 / SA-870717	1 HR / UL-U419	
	(TOTAL WALL WIDTH: 4 3/4")						
1K	5/8" 5/8"	3 1/2" / 16" O.C.	5/8" 5/8"	15'-4" / 20	NONE / N/A	2 HR / UL-U419	
	(TOTAL WALL WIDTH: 6")						
1L	5/8" 5/8"	3 1/2" / 16" O.C.	5/8" 5/8"	15'-4" / 20	3" / N/A	2 HR / UL-U419	
	(TOTAL WALL WIDTH: 6")						
1M	5/8"	3 1/2" / 16" O.C.	5/8"	15'-4" / 20	N/A		EXTEND STUDS & G.B. AT ONE SIDE TO DECK. SEAL SMOKE TIGHT. SEE GENERAL NOTE 7. SEE GENERAL NOTE 13
	(TOTAL WALL WIDTH: 4 3/4")						

(NOTE: SOME PARTITION TYPES LISTED MAY NOT BE USED)

2 FURRING WALL

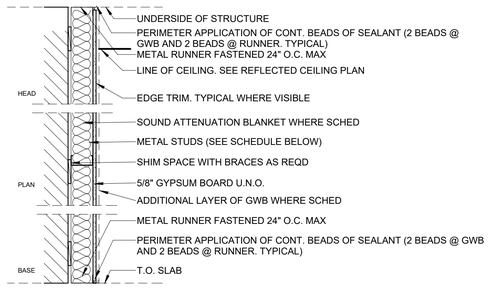

TYPE	1ST LAYER / STUD SIZE / SPACING	MAX HEIGHT / MIN. GAUGE	INSUL. THICKNESS / STC TEST	FIRE RATING / TEST DESIGN	REMARKS
	(TOTAL WALL WIDTH: "VARIES")				
2A	5/8" 3 1/2" / 16" O.C.	N/A / 20	NONE / N/A	NONE / N/A	EXTEND GYP. BD. 6" ABOVE CEILING. SEE GENERAL NOTE 13
	(TOTAL WALL WIDTH: 4 1/8")				
2B	5/8" 2 1/2" / 16" O.C.	N/A / 20	NONE / N/A	NONE / N/A	EXTEND GYP. BD. 6" ABOVE CEILING. SEE GENERAL NOTE 13
	(TOTAL WALL WIDTH: 3 1/8")				

(NOTE: SOME PARTITION TYPES LISTED MAY NOT BE USED)

3 FURRING CHANNELS

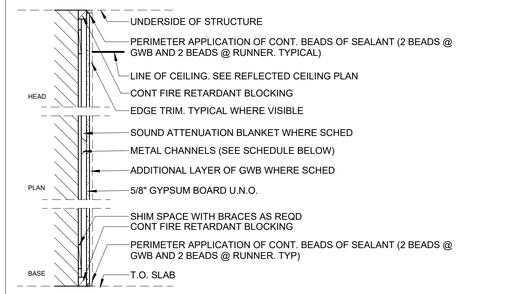

TYPE	1ST LAYER / STUD SIZE / SPACING	MAX HEIGHT / MIN. GAUGE	INSUL. THICKNESS / STC TEST	FIRE RATING / TEST DESIGN	REMARKS
	(TOTAL WALL WIDTH: "VARIES")				
3A	5/8" 7/8" / 16" O.C.	N/A / 20	NONE / N/A	NONE / N/A	EXTEND GYP. BD. 6" ABOVE CEILING. SEE GENERAL NOTE 13
	(TOTAL WALL WIDTH: 1 1/2")				

(NOTE: SOME PARTITION TYPES LISTED MAY NOT BE USED)

4 SHAFT WALL

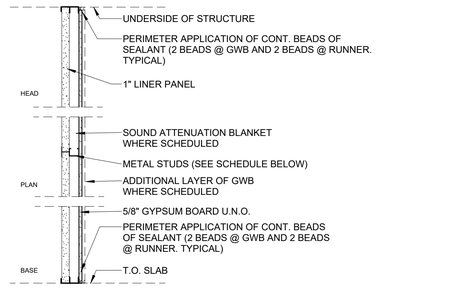

TYPE	LINER PANEL / 1ST LAYER / STUD SIZE / SPACING	MAX HEIGHT / MIN. GUAGE	INSUL. THICKNESS / STC TEST	FIRE RATING / TEST DESIGN	REMARKS
	(TOTAL WALL WIDTH: "VARIES")				
4A	1" LINER PANEL 5/8" 2 1/2" C-H / 24" O.C.	12'-0" / 20	1" / 48 / RAL-0T-04-022	1 HR / UL-U415	
	(TOTAL WALL WIDTH: 3 1/8")				
4B	1" LINER PANEL 5/8" 4" C-H / 24" O.C.	14'-0" / 20	1 1/2" / 48 / RAL-0T-04-019	1 HR / UL-U415	
	(TOTAL WALL WIDTH: 4 5/8")				

(NOTE: SOME PARTITION TYPES LISTED MAY NOT BE USED)

5 CHASE WALL

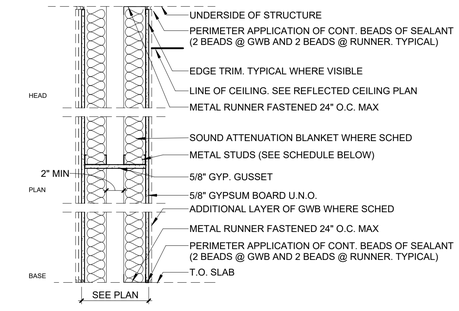

TYPE	1ST LAYER / STUD SIZE / SPACING	AIR SPACE	1ST LAYER / STUD SIZE / SPACING	MAX HEIGHT / MIN. GAUGE	INSUL. THICKNESS / STC TEST	NONE / TEST DESIGN	REMARKS
	(TOTAL WALL WIDTH: "VARIES")						

(NOTE: SOME PARTITION TYPES LISTED MAY NOT BE USED)

5A	5/8" 2 1/2 / 16" O.C.	1' - 5 3/4"	5/8" 2 1/2 / 16" O.C.	17'-6" / 20	3 1/2" (1 SIDE) / 48 / RAL-TL-76-155	1 HR / UL-U420
	(TOTAL WALL WIDTH: 24")					

6 CMU

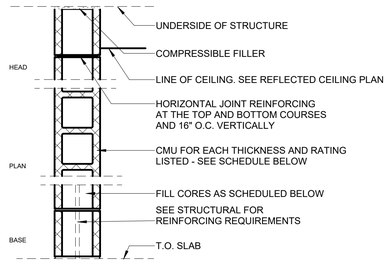

TYPE	NOMINAL SIZE / SPACING	MAX HEIGHT / MIN. GAUGE	INSUL. THICKNESS / STC TEST	FIRE RATING / TEST DESIGN	REMARKS
	(TOTAL WALL WIDTH: "INCHES")				
6A	8" / N/A	N/A	NONE / N/A	N/A	SEE GENERAL NOTE 14
	(TOTAL WALL WIDTH: 7 5/8")				
6B	6" / N/A	N/A	NONE / N/A	N/A	SEE GENERAL NOTE 14
	(TOTAL WALL WIDTH: 5 5/8")				
6C	4" / N/A	N/A	NONE / N/A	N/A	SEE GENERAL NOTE 14
	(TOTAL WALL WIDTH: 3 5/8")				

(NOTE: SOME PARTITION TYPES LISTED MAY NOT BE USED)

GENERAL NOTES

1. SEE PARTITION DETAIL DRAWINGS AND PROJECT SPECIFICATIONS FOR SEISMIC DETAILS AND PERFORMANCE CRITERIA FOR ALL STUD AND MASONRY PARTITIONS

2. INSTALL CEMENTITIOUS BACKER BOARD IN LIEU OF GYPSUM WALL BOARD AT LOCATIONS INDICATED TO RECEIVE WALL TILE

3. INSTALL WATER RESISTANT WALL BOARD AT ALL WALL SURFACES IN TOILET ROOMS, JANITORS CLOSETS, AND SIMILAR WET AREAS NOT INDICATED TO RECEIVE WALL TILE. INSTALL MINIMUM 2" PAST EDGE OF FIXTURE AND 24" VERTICALLY ABOVE FIXTURE AT SINGLE FIXTURE LOCATIONS

4. INSTALL TYPE "X" FIRE RATED GYPSUM BOARD AT ALL FIRE RATED PARTITIONS

5. INSTALL "BLUEBOARD" GYPSUM WALL BOARD AT PARTITIONS INDICATED TO RECEIVE VENEER PLASTER

6. STC RATINGS PROVIDE ONLY A GENERAL INDICATION OF ACOUSTIC PERFORMANCE UNDER LABORATORY TEST CONDITIONS. CONSTRUCTION DETAILS DESCRIBED IN THE DRAWINGS AND SPECIFICATIONS DEFINE THE SPECIFIC REQUIREMENTS FOR THE WORK

7. THE EXTRA LAYER OF GYPSUM WALL BOARD AT ASYMMETRICAL PARTITIONS IS TO BE INSTALLED ON THE SIDE OF THE PARTITION ON WHICH THE TYPE KEY IS SHOWN

8. SEE SPECIFICATION FOR ALL FIRE RESISTANT JOINT SYSTEMS FOR LOCATIONS ABUTTING METAL DECK & /OR CONCRETE STRUCTURE OVERHEAD

9. UNLESS INDICATED OTHERWISE, WALLS NOT SPECIFICALLY TAGGED SHALL ACQUIRE THE TYPE PROPERTIES OF ADJACENT PARTITIONS.

10. REFER TO STRUCTURAL FOR DEFLECTION CRITERIA WHEN DETERMINING GAUGE SIZES.

11. THE STC TEST RESULTS REFERENCED FOR INTERIOR PARTITIONS TYPICALLY INDICATE A METAL STUD SPACING OF 24" O.C.. **WER** PURPOSELY INDICATES METAL STUD SPACING TO BE 16" O.C. AT INTERIOR PARTITIONS FOR IMPROVED IMPACT RESISTANCE AND DURABILITY OF THE PARTITION. IT IS EXPECTED THAT THE ACOUSTIC PERFORMANCE OF THE PARTITION WILL BE MINUTELY REDUCED BY THIS CHANGE IN STUD SPACING, HOWEVER WE KNOW OF NO TEST RESULTS AVAILABLE TO SPECIFICALLY QUANTIFY THAT REDUCTION.

12. REFERENCE SPECIFICATIONS FOR TREATMENT OF WALL PENETRATIONS

13. COMPLY WITH THE SPECIFICATIONS, ASTM C 754-04 AND THE MANUFACTURER'S RECOMMENDATIONS FOR METAL STUD PARTITIONS AND WALL BRACING INSTALLATION REQUIREMENTS. REFER TO MANUFACTURER'S NON-COMPOSITE LIMITING HEIGHT TABLES FOR THE MAXIMUM ALLOWABLE PARTITION HEIGHTS FOR NON-COMPOSITE WALL ASSEMBLIES.

14. REFER TO STRUCTURAL FOR THE STRUCTURAL DESIGN PARAMETERS FOR MASONRY WALL ASSEMBLY INSTALLATION REQUIREMENTS AND LIMITS.

*15. WALLS NOTED ON INTERIOR ELEVATIONS AND FINISH SCHEDULES TO HAVE WOOD PANELING FINISH SHOULD HAVE PLYWOOD SHEATHING ON STUDS IN LIEU OF GYPBOARD

Dirtworks
561 SEVENTH AVENUE FLOOR 11
NEW YORK, NY 10018
(212) 589 2263

WER ARCHITECTS
901 WEST THIRD STREET
LITTLE ROCK, AR 72201
(501) 374 5300

CONSULTANTS

CIVIL ENGINEERS
CRAFTON TULL & ASSOCIATES, INC.
901 N. 47TH STREET, SUITE 400
ROGERS, AR 72756
(479) 636 4838

MEP ENGINEERS
INSIGHT ENGINEERING
322 S STATE STREET, STE 201
LITTLE ROCK, AR 72201
(501) 237 3077

STRUCTURAL ENGINEERS
ENFRA TME, LLC
BUILDING 2, 1 ALLIED DRIVE, STE 2600
LITTLE ROCK, AR 72202
(501) 666 6776

FOOD SERVICE CONSULTANT
MCKAY-LANE CONSULTING, LTD
1807 DODSON AVE
FT. SMITH, AR 72901
(479) 629 4572

ACOUSTICAL ENGINEERS
ACENTECH
620 W. GERMANTOWN PIKE, STE. 210
PLYMOUTH MEETING PA 19462
(215) 245 8244

PROJECT TITLE

CENTRAL HOUSE & GARDEN
BENTONVILLE, AR

PROJECT NUMBER: 31483

#	ISSUED FOR	DATE
	FINAL CD's	10/2/2026

KEY PLAN

SIGN & SEAL

WITTSELL, EVANS & RASCO P.A. REGISTERED ARCHITECTS NO C-647 ARKANSAS

DRAWN BY

CHECKED BY

SHEET TITLE

PARTITION SCHEDULE

SHEET NUMBER

A600

TYPICAL STUD FRAMING ELEVATIONS

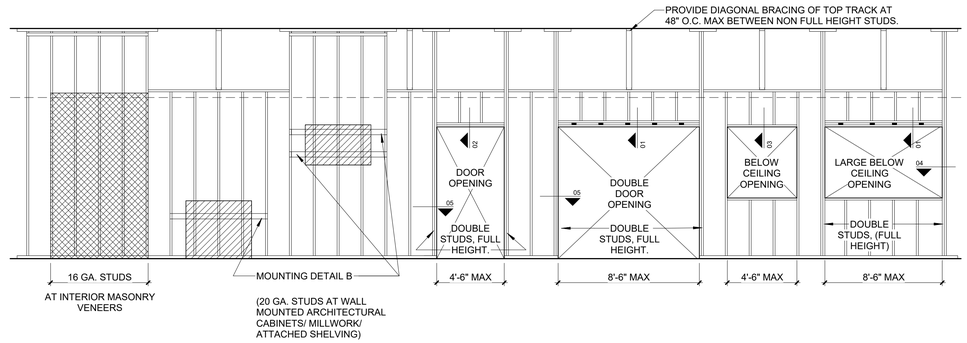

NOTES:

1. REFER TO PARTITION SCHEDULE FOR SPECIFIC STUD FRAMING DETAILS
2. ALL STUDS ARE SPACED 16" O.C. MAXIMUM.
3. ALL STUDS SHALL BE "C" STUDS WITH 1/4" MINIMUM FLANGE
4. ▨ DENOTES SHELVING OR CABINETRY.
5. ▨ DENOTES MASONRY VENEER.
6. REFER TO SPECIFICATIONS FOR STUD TYPE AND GAUGE
7. IN NO CASE SHALL DOUBLE STUDS AT SIDES OF OPENING BE CUT FOR DUCTWORK OR OTHER MECHANICAL SYSTEMS.
8. IN PROJECTS IN SEISMIC ZONES, MINIMUM STUD GAUGE IS 20 GA. - DETAILS TO BE MODIFIED ACCORDINGLY.

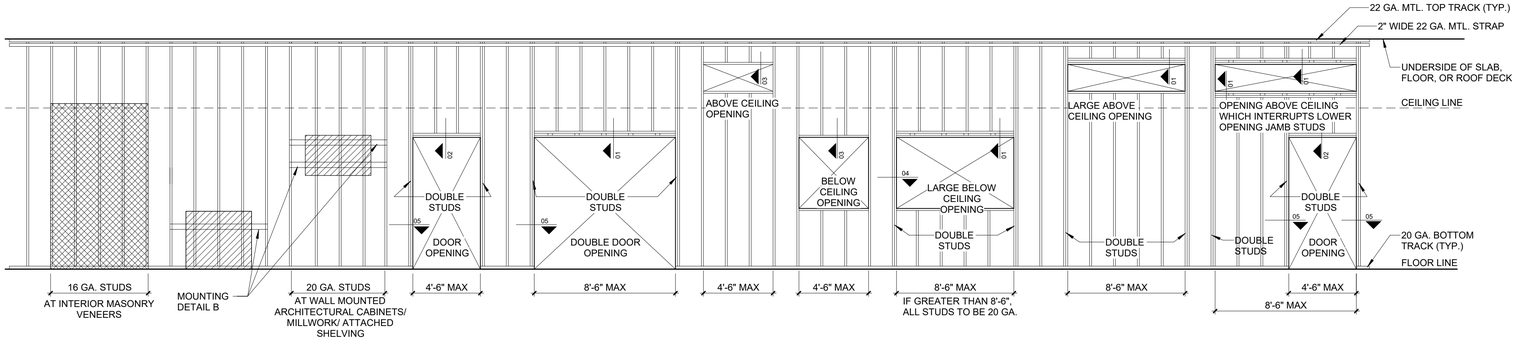

STUD OPENING DETAILS

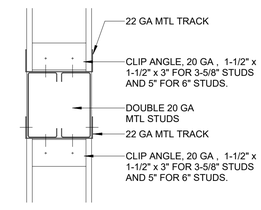

01 DOUBLE DOOR/ LARGE OPENING HEADER
N.T.S.

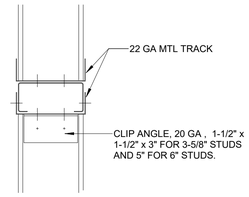

02 DOOR OPENING HEADER
N.T.S.

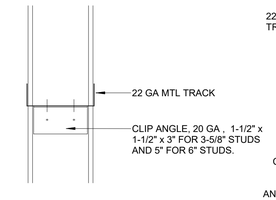

03 OPENING HEADER
N.T.S.

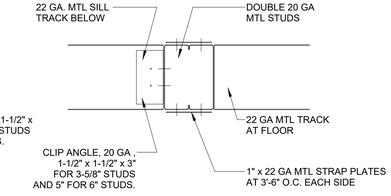

04 LARGE OPENING JAMB STUDS
N.T.S.

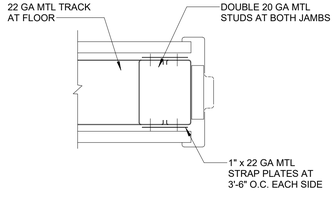

05 DOOR OPENING JAMB STUDS
N.T.S.

STUD MOUNTING DETAILS

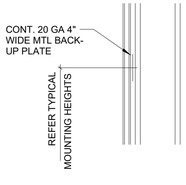

TYPE A

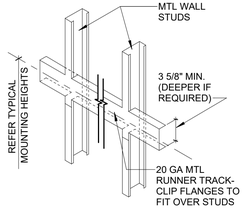

TYPE B

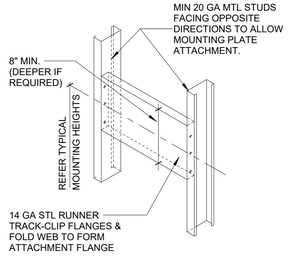

TYPE C

Dirtworks
561 SEVENTH AVENUE FLOOR 11
NEW YORK, NY 10018
(212) 589 2263

WER ARCHITECTS
901 WEST THIRD STREET
LITTLE ROCK, AR 72201
(501) 374 5300

CONSULTANTS

CIVIL ENGINEERS
CRAFTON TULL & ASSOCIATES, INC.
901 N. 47TH STREET, SUITE 400
ROGERS, AR 72756
(479) 636 4838

MEP ENGINEERS
INSIGHT ENGINEERING
322 S STATE STREET, STE 201
LITTLE ROCK, AR 72201
(501) 237 3077

STRUCTURAL ENGINEERS
ENFRA TME, LLC
BUILDING 2, 1 ALLIED DRIVE, STE 2600
LITTLE ROCK, AR 72202
(501) 666 6776

FOOD SERVICE CONSULTANT
MCKAY-LANE CONSULTING, LTD
1807 DODSON AVE
FT. SMITH, AR 72901
(479) 629 4572

ACOUSTICAL ENGINEERS
ACENTECH
620 W. GERMANTOWN PIKE, STE. 210
PLYMOUTH MEETING PA 19462
(215) 245 8244

PROJECT TITLE

CENTRAL HOUSE & GARDEN

BENTONVILLE, AR

PROJECT NUMBER: 31483

#	ISSUED FOR	DATE
	FINAL CD's	10/2/2026

KEY PLAN

SIGN & SEAL

WITSELL, EVANS & RASCO P.A. REGISTERED ARCHITECTS NO C-46 ARKANSAS

DRAWN BY

CHECKED BY

SHEET TITLE

PARTITION FRAMING DETAILS

SHEET NUMBER

A601

Door Schedule

Door Number	DOOR Type	DOOR Door Material	DOOR Size Width	DOOR Size Height	DOOR Size Thickness	FRAME Frame Type	Hardware Set	Comments
100	H	EXIST	3'-0"	7'-0"	2"	EXIST	HW-1	REVERSE SWING & RE-HANG; REPLACE DAMAGED PLINTH BLOCKS & TRIM W/NEW TO MATCH; PREP & PAINT
102	E	SCWD	3'-0"	7'-0"	1 3/8"	WD-1	HW-11	
105A	E	SCWD	3'-0"	7'-0"	1 3/8"	HM-1	HW-6	1 HR FIRE RATED
106	E	SCWD	3'-0"	7'-0"	1 3/8"	WD-1	HW-12	
107	E	SCWD	3'-0"	7'-0"	1 3/8"	WD-1	HW-12	
108	E	SCWD	2'-8"	7'-0"	1 3/8"	WD-1	HW-6	
109A	F1	MCWD	3'-2"	6'-9 1/2"	1 3/4"	ACW-1	HW-2	
109B	F1	MCWD	3'-8"	6'-9 1/2"	1 3/4"	ACW-2	HW-2	
109C	F1	MCWD	3'-2"	6'-9 1/2"	1 3/4"	MCWD	HW-2	
111	E	MCWD	3'-6"	7'-0"	1 3/8"	MCWD	HW-3	
112	B	SCWD	3'-0"	7'-0"	1 3/4"	WD-1	HW-6	
114	E	SCWD	2'-8"	6'-8"	1 3/8"	WD-2	HW-15	
115A	F2	SCWD	3'-2"	6'-9 1/2"	1 3/4"	SF-4	HW-11	
115B	F2	SCWD	3'-2"	6'-9 1/2"	1 3/4"	SF-3	HW-11	
116	E	MCWD	3'-6"	7'-0"	1 3/8"	MCWD	HW-4	
117	E	MCWD	3'-0"	7'-0"	1 3/8"	MCWD	HW-13	
118	E	MCWD	3'-0"	7'-0"	1 3/8"	MCWD	HW-13	
119	E	MCWD	3'-0"	7'-0"	1 3/8"	MCWD	HW-13	
200A	H	EXIST	3'-0"	7'-0"	2"	EXIST	HW-9	PREP & PAINT
200B	S	EXIST	3'-0"	7'-0"	1 3/8"	EXIST		REPAIR, PREP & PAINT SCREEN DOOR
200C	A	EXIST	2'-6"	4'-0"	1 3/4"	EXIST	HW-10	PREP & PAINT
201A	E	EXIST	3'-0"	7'-0"	1 3/8"	WD-1	HW-7	SALVAGE & REINSTALL; PREP & PAINT
201B	JJ	SCWD	6'-6"	7'-0"	1 3/8"	WD-1	HW-15	
202	E	EXIST	2'-6"	7'-0"	1 3/8"	EXIST	HW-8	PREP & PAINT
203	E	SCWD	2'-6"	7'-0"	1 3/8"	WD-1	HW-12	
204	E	SCWD	1'-10"	6'-8"	1 3/8"	WD-1	HW-10	
205	E	SCWD	3'-0"	7'-0"	1 3/8"	HM-1	HW-6	1 HR FIRE RATED
206	E	EXIST	3'-0"	7'-0"	1 3/8"	WD-1	HW-7	SALVAGE & REINSTALL; PREP & PAINT
G01	DD	BY MFG.	5'-0"	7'-0"	1 3/4"	BY MFG.	BY MFG.	
G02	D	BY MFG.	3'-9 1/2"	6'-11"	1 3/4"	BY MFG.	BY MFG.	
G100A	C	BY MFG.	3'-0"	7'-0"	1 3/8"	BY MFG.	BY MFG.	
G100B	KK	BY MFG.	8'-0"	7'-0"	2"	BY MFG.	BY MFG.	
G103	L	SCWD	2'-8"	3'-4"	1 3/4"	WD-1		CRAWLSPACE ACCESS DOOR
GATE	G3	BY MFG.	8'-9"	6'-6"	2"	BY MFG.	HW-16	DUMPSTER ENCLOSURE GATE
M100	A	SCWD	3'-0"	7'-0"	1 3/4"	WD-1	HW-6	
M102	A	EXIST	3'-0"	7'-0"	1 3/4"	EXIST	HW-14	
M103	A	EXIST	2'-6"	7'-0"	1 3/4"	EXIST	HW-8	
M104A	C	MCWD	3'-0"	7'-0"	1 3/8"	MCWD	HW-5	
M104B	KK	STL	9'-10"	7'-0"	2"	WD-1	BY MFG.	
M104C	KK	STL	9'-10"	7'-0"	2"	WD-1	BY MFG.	
M104D	CASED OPENING	N/A	3'-0"	7'-0"	2"	WD-1	N/A	CASED OPG.

DOOR TYPES

3/8" = 1'-0"

SEE SCHEDULE FOR OVERALL DIMENSIONS & DOOR MATERIAL

ALUM - ALUMINUM
HM - HOLLOW METAL
MCWD - METAL CLAD SOLID CORE WOOD
SCWD - SOLID CORE WOOD
STL - STEEL

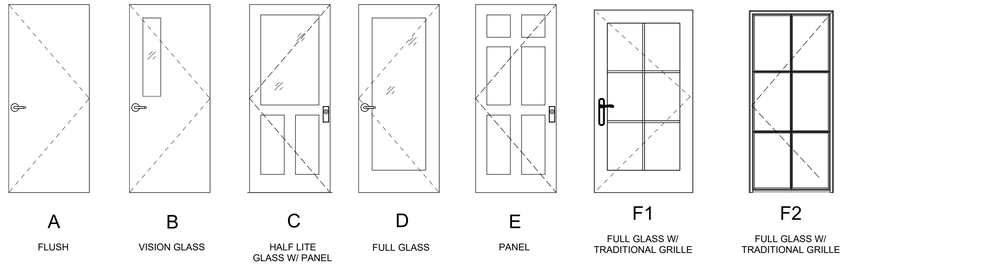

A — FLUSH
B — VISION GLASS
C — HALF LITE GLASS W/ PANEL
D — FULL GLASS
E — PANEL
F1 — FULL GLASS W/ TRADITIONAL GRILLE
F2 — FULL GLASS W/ TRADITIONAL GRILLE

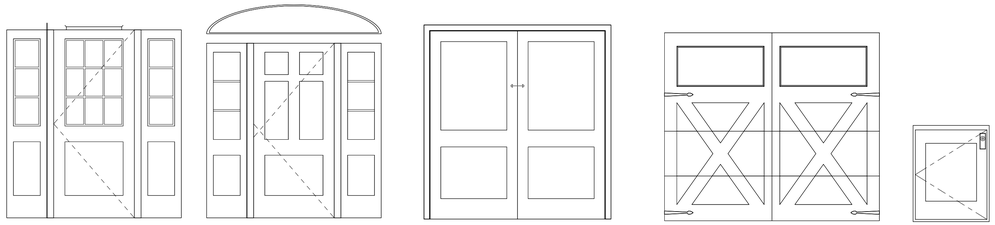

G — EXIST. HALF GLASS W/ SIDELITES
H — EXIST. ENTRY W/ SIDELITES
JJ — DOUBLE SLIDING POCKET DOOR
KK — OVERHEAD CARRIAGE DOOR
L — MODIFIED EXST'G PANEL

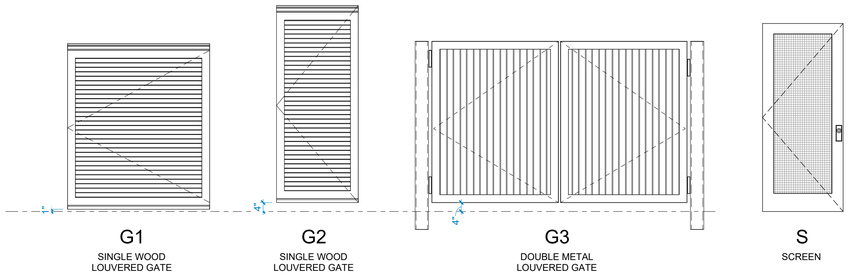

G1 — SINGLE WOOD LOUVERED GATE
G2 — SINGLE WOOD LOUVERED GATE
G3 — DOUBLE METAL LOUVERED GATE
S — SCREEN

GENERAL NOTES:

REFER TO INTERIOR ELEVATIONS FOR REFERENCES TO APPLICABLE JAMB AND FRAME DETAILS.

FRAME TYPES

3/8" = 1'-0"

HM - HOLLOW METAL
AL - ALUMINUM
ACW - ALUMINUM CLAD WOOD
SF - STEEL FRAME

EXTERIOR ALUMINUM CLAD WOOD FRAMES W/ WOOD DOORS

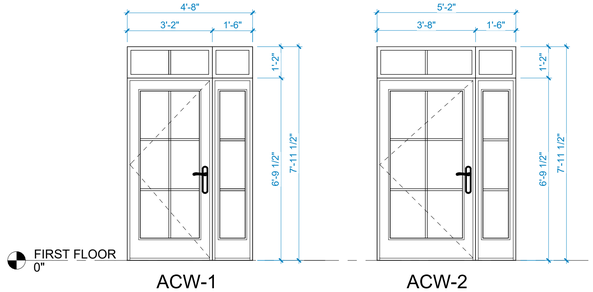

ACW-1

ACW-2

INTERIOR STEEL DOORS & FRAMES

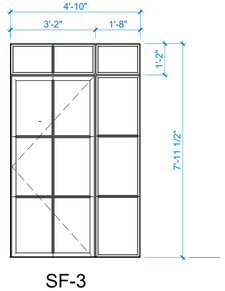

SF-3

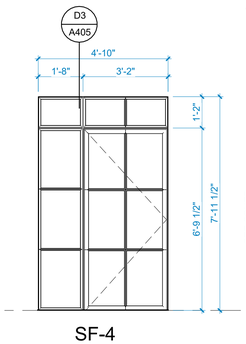

SF-4

INTERIOR WOOD FRAMES

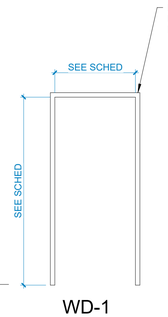

WD-1

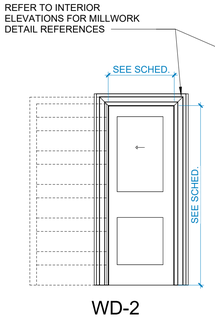

WD-2
POCKET, HEAVY DUTY

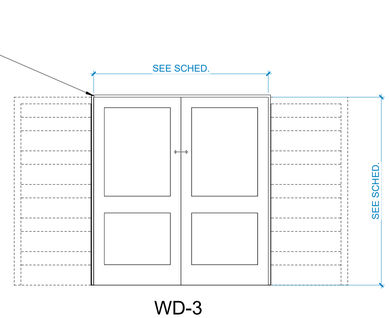

WD-3
POCKET, HEAVY DUTY

HOLLOW METAL FRAMES

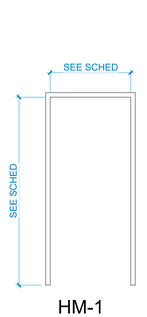

HM-1

Dirtworks
561 SEVENTH AVENUE FLOOR 11
NEW YORK, NY 10018
(212) 589 2263

WER ARCHITECTS
901 WEST THIRD STREET
LITTLE ROCK, AR 72201
(501) 374 5300

CONSULTANTS

CIVIL ENGINEERS
CRAFTON TULL & ASSOCIATES, INC.
901 N. 47TH STREET, SUITE 400
ROGERS, AR 72756
(479) 636 4838

MEP ENGINEERS
INSIGHT ENGINEERING
322 S STATE STREET, STE 201
LITTLE ROCK, AR 72201
(501) 237 3077

STRUCTURAL ENGINEERS
ENFRA TME, LLC
BUILDING 2, 1 ALLIED DRIVE, STE 2600
LITTLE ROCK, AR 72202
(501) 666 6776

FOOD SERVICE CONSULTANT
MCKAY-LANE CONSULTING, LTD
1807 DODSON AVE
FT. SMITH, AR 72901
(479) 629 4572

ACOUSTICAL ENGINEERS
ACENTECH
620 W. GERMANTOWN PIKE, STE. 210
PLYMOUTH MEETING PA 19462
(215) 245 8244

PROJECT TITLE

CENTRAL HOUSE & GARDEN
BENTONVILLE, AR

PROJECT NUMBER: 31483

#	ISSUED FOR	DATE
	FINAL CD's	10/2/2026

KEY PLAN

SIGN & SEAL

WITSELL, EVANS & RASCO P.A. REGISTERED ARCHITECTS NO C-449 ARKANSAS

DRAWN BY

CHECKED BY

SHEET TITLE

DOOR SCHEDULE

SHEET NUMBER

A602

SAFETY GLASS LOCATIONS

NOT ALL CONDITIONS SHOWN BELOW ARE APPLICABLE TO THE SCOPE OF WORK.

GLASS SCHEDULE FOR WALLS AND DOORS

NP - NOT PERMITTED
A - ACCEPTABLE
NR - NOT RECOMMENDED

		ANNEALED	WIRED	TEMPERED	LAMINATED	FIRE-RATED
FIRE-RATED	SAFETY NOT REQUIRED	NP	A	NP	NP	A
	SAFETY REQUIRED	NP	NP	NP	NP	A
NON- FIRE-RATED	SAFETY NOT REQUIRED	A	A	A	A	NR
	SAFETY REQUIRED	NP	NP	A	A	NR

SAFETY GLAZING IS REQUIRED FOR:

WET AREAS

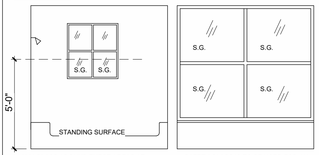

ANY GLASS AROUND THESE AREAS AT 60" OR LESS ABOVE THE STANDING SURFACE IS TO BE SAFETY GLASS.

SAFETY GLASS IS TO BE USED FOR ALL DOORS AT HOT TUBS, WHIRLPOOLS, SAUNAS, STEAM ROOMS, BATH TUBS OR SHOWERS.

CLOSE PROXIMITY TO DOORS

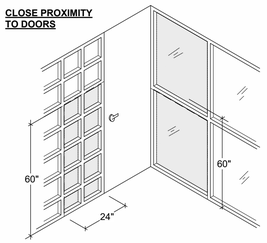

GLAZED OPENINGS IN DOORS

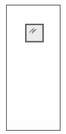

GLAZED OPENINGS IN PARTITIONS

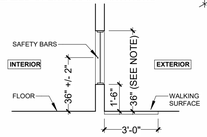

SAFETY GLASS IS REQUIRED WHEN THE FOLLOWING CONDITIONS ARE PRESENT:
- TOP OF GLAZING IS GREATER THAN OR EQUAL TO 36" AFF
- AREA OF SINGLE PANE IS GREATER THAN 9 SF
- BOTTOM OF GLAZING IS LESS THAN OR EQUAL TO 18" AFF
- WALKING SURFACE IS LOCATED WITHIN 36" OF ONE OR BOTH SIDES

EXCEPTION:
GLASS DOES NOT NEED TO BE SAFETY GLASS WHEN 1 1/2" SAFETY BAR IS INSTALLED WHERE WALKING SURFACE IS WITHIN 36" OF GLASS.

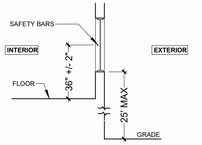

SAFETY GLASS IS REQUIRED AT INTERIOR LITE WHEN BOTTOM OF GLAZING IS LESS THAN OR EQUAL TO 18" AFF.

EXCEPTION:
INTERIOR LITE DOES NOT NEED TO BE SAFETY GLASS WHEN 1 1/2" SAFETY BAR IS INSTALLED

SAFETY GLASS IS REQUIRED FOR EXTERIOR LITES EXCEPT WHEN THE BOTTOM OF THE GLAZING IS GREATER THAN OR EQUAL TO 25 FEET ABOVE GRADE.

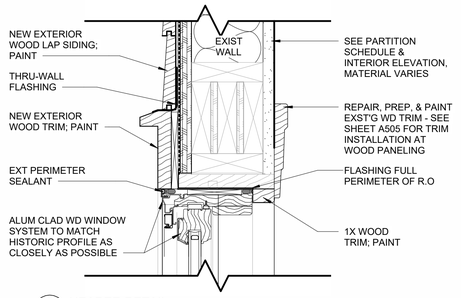

E3 HEADER DETAIL
3" = 1'-0"

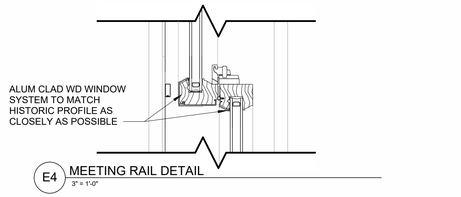

E4 MEETING RAIL DETAIL
3" = 1'-0"

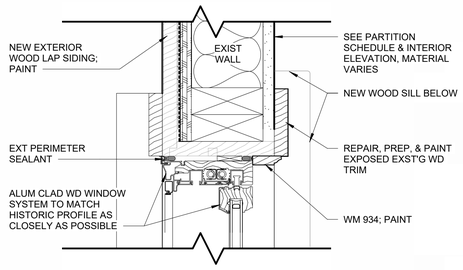

E6 JAMB DETAIL
3" = 1'-0"

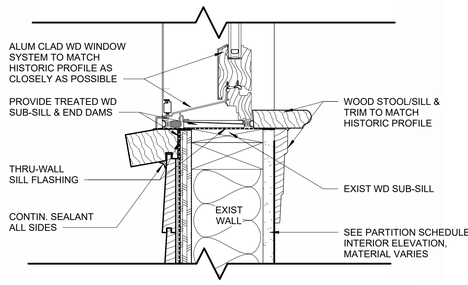

E9 SILL DETAIL
3" = 1'-0"

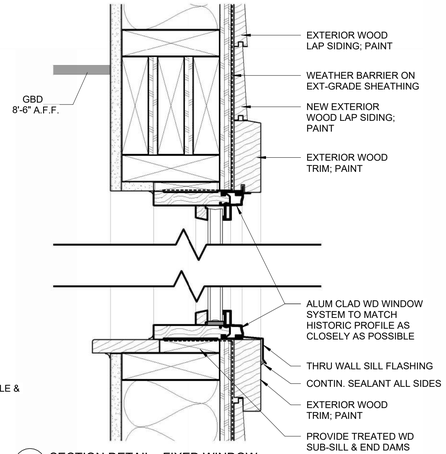

H9 SECTION DETAIL - FIXED WINDOW
3" = 1'-0"

WINDOW SCHEDULE

MARK	TYPE	SILL HT.
FIRST FLOOR		
1.1	W-A	2'-0"
1.2	W-A	2'-0"
1.3	W-A	2'-0"
1.4	W-A	2'-0"
1.5	W-A	2'-0"
1.6	W-A	2'-0"
1.7	W-C	1'-10"
1.8	W-D	6'-6"
1.9	W-D	6'-6"
1.10	W-D	6'-6"
1.11	W-D	6'-6"
1.12	W-D	6'-6"
1.13	W-D	6'-6"
1.14	W-D	6'-6"
1.16	W-H	1'-0"
1.17	W-G	1'-0"
1.18	W-J	0'-0"
1.19	W-J	0'-0"
1.20	W-K	0'-0"
1.21	W-L	0'-0"
1.22	W-L	0'-0"
1.23	W-L	0'-0"
1.24	W-L	0'-0"
1.25	W-L	0'-0"
1.26	W-K	0'-0"
1.27	W-J	0'-0"
1.28	W-J	0'-0"
1.29	W-F	0'-0"
1.30	W-A	2'-0"
1.31	W-A	2'-0"
1.32	W-A	2'-0"
1.33	W-A	2'-0"
SECOND FLOOR		
2.1	W-A	2'-0"
2.2	W-A	2'-0"
2.3	W-A	2'-0"
2.4	W-A	2'-0"
2.5	W-A	2'-0"
2.6	W-B	2'-8"
2.7	W-M	4'-2"
2.8	W-A	2'-0"
2.9	W-A	2'-0"
2.10	W-A	2'-0"
MAINTENANCE BUILDING		
M.1	M1	2'-10"
M.2	M1	2'-10"
M.3	M1	2'-10"
M.4	M1	2'-10"
M.5	M1	2'-10"
M.6	M2	4'-0"
GARDEN SHED		
G.1	G1	4'-0"
G.2	G1	4'-0"

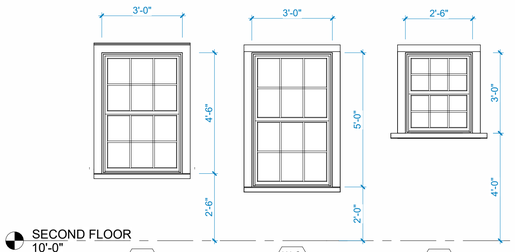

SECOND FLOOR 10'-0"

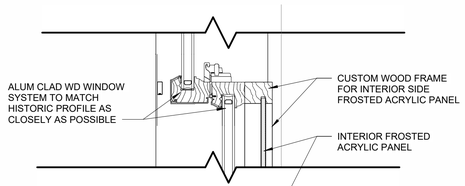

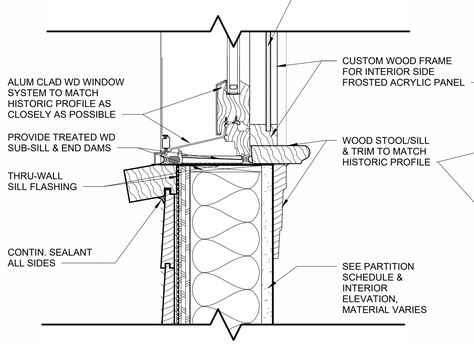

A11 MEETING RAIL & SILL DETAIL - KITCHEN 111
3" = 1'-0"

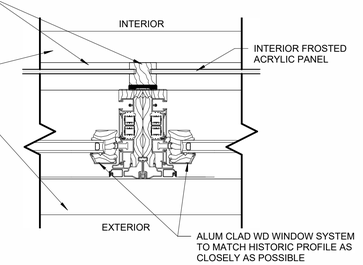

D11 VERTICAL CENTER MULL DETAIL
3" = 1'-0"

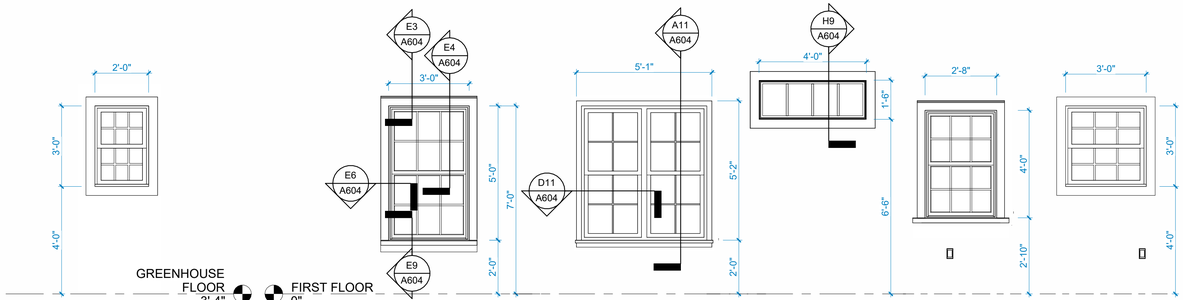

Dirtworks
561 SEVENTH AVENUE FLOOR 11
NEW YORK, NY 10018
(212) 589 2263

WER ARCHITECTS
901 WEST THIRD STREET
LITTLE ROCK, AR 72201
(501) 374 5300

CONSULTANTS

CIVIL ENGINEERS
CRAFTON TULL & ASSOCIATES, INC.
901 N. 47TH STREET, SUITE 400
ROGERS, AR 72756
(479) 636 4838

MEP ENGINEERS
INSIGHT ENGINEERING
322 S STATE STREET, STE 201
LITTLE ROCK, AR 72201
(501) 237 3077

STRUCTURAL ENGINEERS
ENFRA TME, LLC
BUILDING 2, 1 ALLIED DRIVE, STE 2600
LITTLE ROCK, AR 72202
(501) 666 6776

FOOD SERVICE CONSULTANT
MCKAY-LANE CONSULTING, LTD
1807 DODSON AVE
FT. SMITH, AR 72901
(479) 629 4572

ACOUSTICAL ENGINEERS
ACENTECH
620 W. GERMANTOWN PIKE, STE. 210
PLYMOUTH MEETING PA 19462
(215) 245 8244

PROJECT TITLE

CENTRAL HOUSE & GARDEN

BENTONVILLE, AR

PROJECT NUMBER: 31483

#	ISSUED FOR	DATE
	FINAL CD's	10/2/2026

KEY PLAN

SIGN & SEAL

WITSELL, EVANS & RASCO P.A. REGISTERED ARCHITECTS NO C-447 ARKANSAS

DRAWN BY

CHECKED BY

SHEET TITLE

WINDOW SCHEDULE

SHEET NUMBER

A604

FINISH LEGEND

AWP	ACOUSTIC WALL PANEL
CG	CORNER GUARD
CPT	CARPET
CRT	CERAMIC TILE
EPX	EPOXY RESINOUS FLOORING
EXS	EXIST. FINISH
FRP	FIBERGLASS REINFORCED PANELS
GLT	GLASS TILE
GRT	GROUT
HWF	HARDWOOD FLOOR
IPT	INTERIOR PAINT
IPX	INTERIOR EPOXY PAINT
LVT	LUXURY VINYL TILE
MBL	MARBLE
MBT	MARBLE TILE
PCT	PORCELAIN TILE
PRP	PLASTIC RESIN PANEL
PTB	PORCELAIN TILE BASE
QTZ	QUARTZ
SLC	SEALED CONCRETE
SSC	SOLID SURFACE
SWC	SPECIALTY WALL COVERING
TLP	TOILET PARTITION
TRZ	EPOXY TERRAZZO
VCT	VINYL COMPOSITION TILE
VWC	VINYL WALL COVERING
WC	WALL COVERING
WDM	WOOD MILLWORK
WDS	ROLLER SHADES

HOUSE - FINISH SCHEDULE

NUMBER	NAME	FLOOR FINISH	BASE FINISH	WALL FINISH	CEILING FINISH	COMMENTS
100	ENTRY	HWF, WOOD PARQUET	EXS WDB	WD PANEL TYPE A (IPT-01)	ACOUSTIBUILT (IPT-01)	PROVIDE CARPET RUNNER (CPT-03) ON STAIRS, SEE INTERIOR ELEVATIONS
101	THE GALLERY	HWF, WOOD PARQUET	EXS WDB	WD PANEL TYPE A (IPT-01)	ACOUSTIBUILT (IPT-01)	SEE INTERIOR ELEVATIONS
102	SECRET GARDEN	HWF	EXS WDB	VWC-01	VWC-02	SEE INTERIOR ELEVATIONS
103	FIREPLACE ROOM	EXS HWF - REFINISH	EXS WDB	WD PANEL TYPE A (IPT-02)	ACOUSTIBUILT (IPT-02)	SEE INTERIOR ELEVATIONS
104	THE BISTRO	EXS HWF - REFINISH	EXS WDB	WD PANEL TYPE A (IPT-01), SWC-01	ACOUSTIBUILT (IPT-01)	SEE INTERIOR ELEVATIONS
105	HALL	HWF	WDB	IPT-01	GBD (IPT-01)	
105A	STO	HWF	WDB	IPT-01	GBD (IPT-01)	
106	WOMEN	MBT-01	N/A	MBT-02, WC-02	GBD (IPT-01)	SEE INTERIOR ELEVATIONS
107	MEN	MBT-01	N/A	MBT-02, WC-01	GBD (IPT-01)	SEE INTERIOR ELEVATIONS
108	JAN	EPX-01	4" SELF COVE	FRP-01	GBD (IPT-01)	
109	ORDER/PICK-UP	HWF, TRZ-01	WDB	IPT-01, WD PANEL TYPE B	ACOUSTIBUILT (IPT-01)	SEE INTERIOR ELEVATIONS
110	PREP KITCHEN	EPX-01	4" SELF COVE	PCT-01	GBD (IPX-01)	QTZ-01 SURROUND AT COFFEE BAR AND HAND WASH SINK
111	KITCHEN	EPX-01	4" SELF COVE	FRP-01	GBD (IPX-01)	
112	DRY STORAGE	EPX-01	4" SELF COVE	IPX-01	GBD (IPT-01)	
113	COOLER / FREEZER	N/A	N/A	IPX-01	N/A	
114	BAR	TRZ-01	WDB	IPT-01	GBD (IPT-01)	CRT-03 AT FRONT OF BAR, CRT-05 AT BAR OVERHEAD
115	GARDEN ROOM	CPT-01	WDB	IPT-01, AWP-01, GLASS	ARMSTRONG GRILLES	PROVIDE CUSHION UNDERLAYMENT, SEE INTERIOR ELEVATIONS
116	OUTDOOR PATIO	LIMESTONE	N/A	N/A	T+G (STAINED)	
117	WOMEN	MBT-01	N/A	MBT-02, VWC-03	GBD (IPT-01)	SEE FINISH FLOOR PLAN
118	WOMEN	MBT-01	N/A	MBT-02, VWC-03	GBD (IPT-01)	SEE FINISH FLOOR PLAN
119	MEN	MBT-01	N/A	MBT-02, VWC-03	GBD (IPT-01)	SEE FINISH FLOOR PLAN
200	HALLWAY	EXS HWF - REFINISH	EXS WDB	IPT-01	ACOUSTIBUILT (IPT-01)	
200	BALCONY	N/A	N/A	N/A	N/A	
201	OPEN OFFICE	CPT-02	EXS WDB	IPT-01	GBD (IPT-01)	PROVIDE CUSHION UNDERLAYMENT
202	F+B OFFICE	CPT-02	EXS WDB	IPT-01	GBD (IPT-01)	PROVIDE CUSHION UNDERLAYMENT
203	TLT	MBT-01	WDB	BEAD BD, IPT	GBD (IPT-01)	SEE INTERIOR ELEVATIONS
204	CLO.	EXS HWF - REFINISH	WDB	IPT-01	GBD (IPT-01)	
206	CONFERENCE	CPT-02	EXS WDB	IPT-01	GBD (IPT-01)	PROVIDE CUSHION UNDERLAYMENT

GENERAL FINISH NOTES

1. SEE INTERIOR ELEVATIONS & REFLECTED CEILING PLANS FOR FULL EXTENT & LOCATION OF MATERIALS.
2. SPECIFIC COLORS & PATTERNS TO BE PROVIDED IN SPREADSHEET FORMAT PENDING CLIENT APPROVAL.
3. HATCH PATTERNS INDICATING FLOORING MATERIALS AND FINISHES ARE FOR INFORMATIONAL PURPOSES ONLY AND ARE NOT INTENDED TO INDICATE THE FULL EXTENT OF MATERIALS. HATCH PATTERNS DO NOT REPRESENT PRECISE PLACEMENT OF PATTERNS AND MAY BE SUBJECT TO CHANGE. REFER TO FINISH SCHEDULE FOR FULL EXTENT AND LOCATION OF MATERIALS.
4. WHERE LIKE MATERIALS TRANSITION AT DOORWAYS AND CASED OPENINGS, CONTINUE THE PRODUCT INSTALLATION SEAMLESSLY THROUGH THE OPENING, CENTERED AT THRESHOLD. DO NOT USE RUBBER OR MARBLE TRANSITION STRIPS UNLESS OTHERWISE NOTED. WHERE LVT TRANSITIONS TO WOOD FLOORING OR TILE, USE REDUCER (OR FEATHERSTONE NO LESS THAN 12" FROM EDGE OF MATERIAL) TO RAISE FINISHED HEIGHT OF LVT TO MATCH ADJACENT FINISH. USE A MARBLE TRANSITION, MATCHING EXISTING, WHERE FLOORING TYPES TRANSITION AT DOOR THRESHOLDS.
5. MOCK-UPS OF ACCENT WALL COLORS WILL BE REQUIRED AT PROPOSED WALLS ON SITE AFTER COMPLETION OF GYPSUM WORK AND PRIOR TO PAINTING. MOCK-UPS SHALL BE NO SMALLER THAN 3'X3' SQUARE. FINAL LOCATIONS AND DESIGNATION OF ACCENT WALL COLORS WILL BE RELEASED AFTER A WALK-THRU WITH THE DESIGNER/ARCHITECT AND PENDING CLIENT APPROVAL.
6. WHERE EXISTING FINISHES ARE NOTED, CARE AND CAUTION SHALL BE TAKEN TO PROTECT AND PRESERVE SAID FINISHES DURING THE CONSTRUCTION PROCESS. EXISTING CARPET TILES ARE TO BE REMOVED WITH CARE SO AS TO ENABLE THEIR RE-USE IN OTHER LOCATIONS AS NOTED.
7. ALL WALL AND TRIM, NEW AND EXISTING, SHALL BE PAINTED UNLESS NOTED OTHERWISE.
8. UNLESS OTHERWISE SPECIFIED, EPOXY PAINT SHALL BE USED AT JANITORIAL LOCATIONS.
9. WHERE TILE IS SPECIFIED, HOLD THE GROUT JOINT TO NO GREATER THAN 1/8". IF THIS IS NOT POSSIBLE DUE TO SLAB CONDITIONS OR ANY OTHER REASON, PLEASE ADVISE PRIOR TO INSTALLATION.
10. WHERE EXISTING MOULDING IS INDICATED FOR REUSE, REUSE EXISTING MOULDING WHERE POSSIBLE. PATCH, REPAIR, AND REFINISH AS REQUIRED. PROVIDE NEW MATCHING MOULDING AS REQUIRED TO INFILL MISSING OR DAMAGED AREAS. NEW MOULDING PROFILES SHALL MATCH EXISTING PROFILES AS INDICATED IN THE MOULDING SCHEDULE.
11. WHERE INTERIOR PAINT (IPT) IS SPECIFIED, MULTIPLE COLORS WILL BE USED. WHERE POSSIBLE, ACCENT COLORS WILL NOT EXCEED 50% OF OVERALL PROJECT AND WILL "STOP" AT INSIDE CORNERS. "IPT" DESIGNATION REFERS TO COLOR ONLY AND DOES NOT INDICATE TYPE. PAINT FINISHES SHALL BE AS FOLLOWS UNLESS OTHERWISE NOTED:

    WALLS: SATIN
    TRIM: SEMI-GLOSS
    CEILINGS: FLAT

FLOORING AND WALL MATERIAL TRANSITION DETAILS

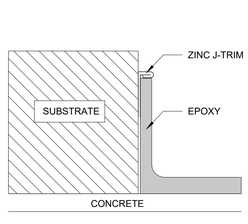

EPOXY COVE CAP

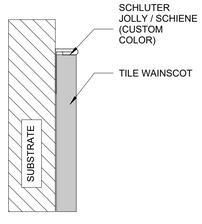

TILE WAINSCOT TOP CAP

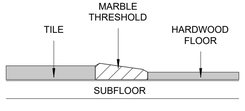

TILE TO HARDWOOD

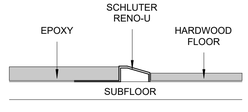

EPOXY TO HARDWOOD

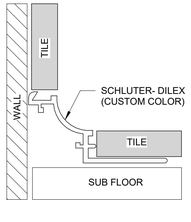

RESTROOM FLOOR TO WALL TILE COVE

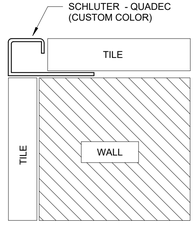

OUTSIDE CORNER TILE @ PREP KITCHEN

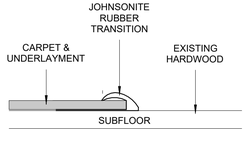

CPT TO EXISTING HARD WOOD (2ND FLOOR ONLY)

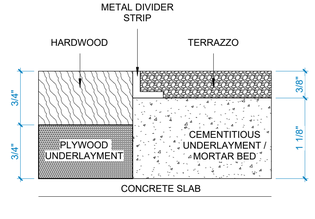

HARDWOOD TO TERRAZZO - FLUSH

Dirtworks
561 SEVENTH AVENUE FLOOR 11
NEW YORK, NY 10018
(212) 589 2263

WER ARCHITECTS
901 WEST THIRD STREET
LITTLE ROCK, AR 72201
(501) 374 5300

CONSULTANTS

CIVIL ENGINEERS
CRAFTON TULL & ASSOCIATES, INC.
901 N. 47TH STREET, SUITE 400
ROGERS, AR 72756
(479) 636 4838

MEP ENGINEERS
INSIGHT ENGINEERING
322 S STATE STREET, STE 201
LITTLE ROCK, AR 72201
(501) 237 3077

STRUCTURAL ENGINEERS
ENFRA TME, LLC
BUILDING 2, 1 ALLIED DRIVE, STE 2600
LITTLE ROCK, AR 72202
(501) 666 6776

FOOD SERVICE CONSULTANT
MCKAY-LANE CONSULTING, LTD
1807 DODSON AVE
FT. SMITH, AR 72901
(479) 629 4572

ACOUSTICAL ENGINEERS
ACENTECH
620 W. GERMANTOWN PIKE, STE. 210
PLYMOUTH MEETING PA 19462
(215) 245 8244

PROJECT TITLE

CENTRAL HOUSE & GARDEN

BENTONVILLE, AR

PROJECT NUMBER: 31483

#	ISSUED FOR	DATE
	FINAL CD's	10/2/2026

KEY PLAN

SIGN & SEAL

WITSELL EVANS & RASCO P.A. REGISTERED ARCHITECTS NO C-49 ARKANSAS

DRAWN BY

CHECKED BY

SHEET TITLE

FINISH SCHEDULE

SHEET NUMBER

A700

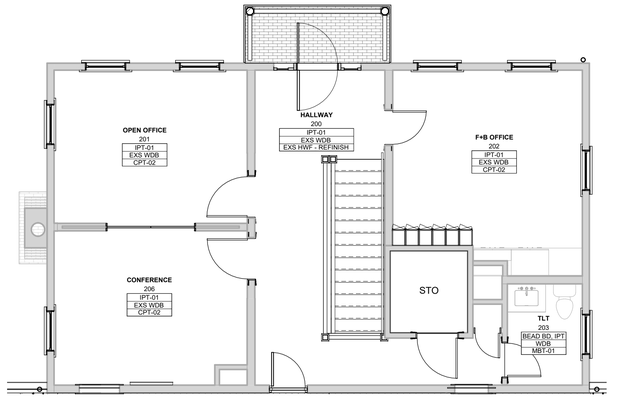

A4 SECOND FLOOR FINISH PLAN
3/16" = 1'-0"

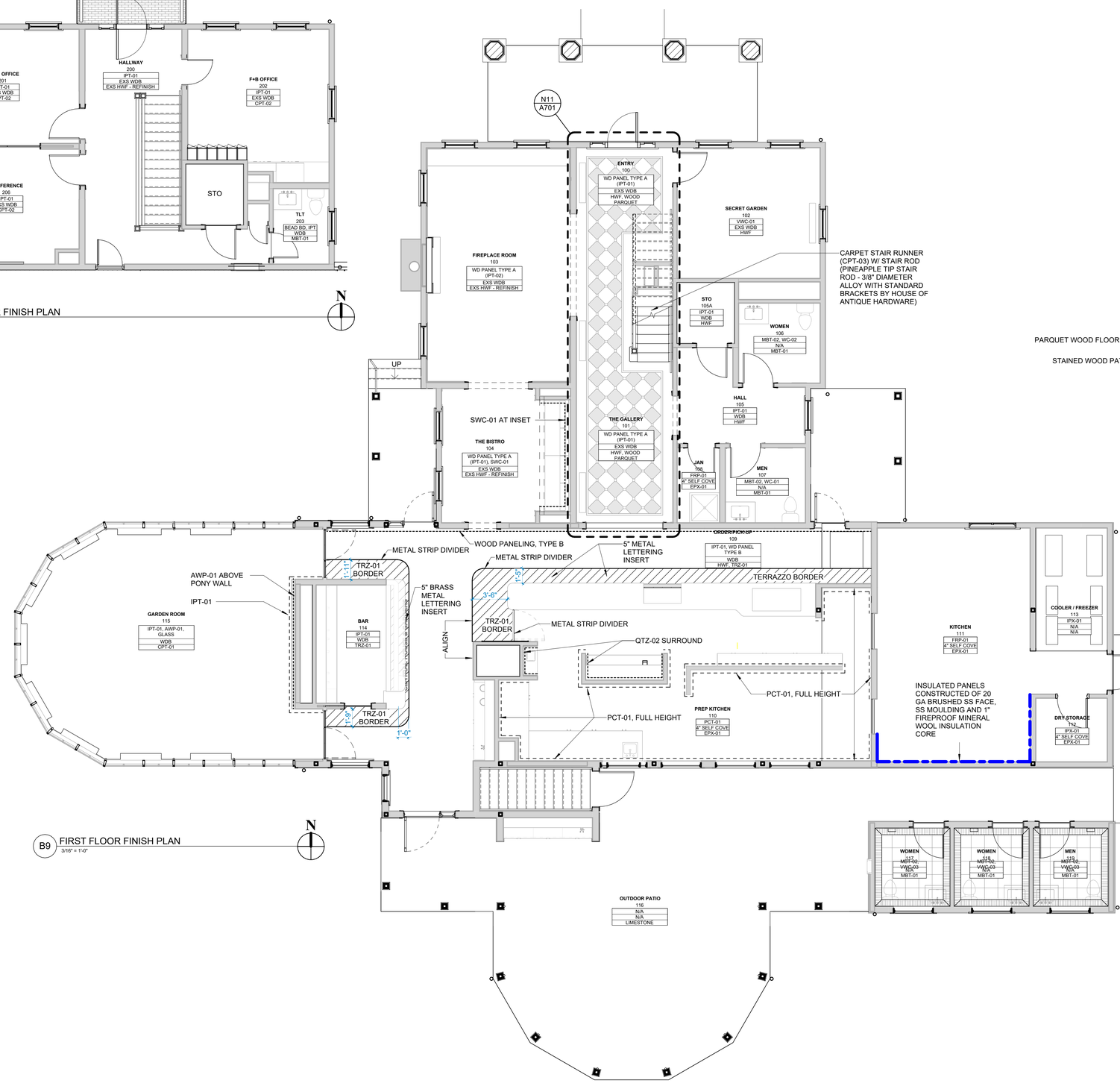

B9 FIRST FLOOR FINISH PLAN
3/16" = 1'-0"

FINISH PLAN SCHEDULE

ROOM NAME
ROOM NUMBER

IPT-01, IPT-02	WALL FINISH
WDB	BASE FINISH
HWF	FLOOR FINISH

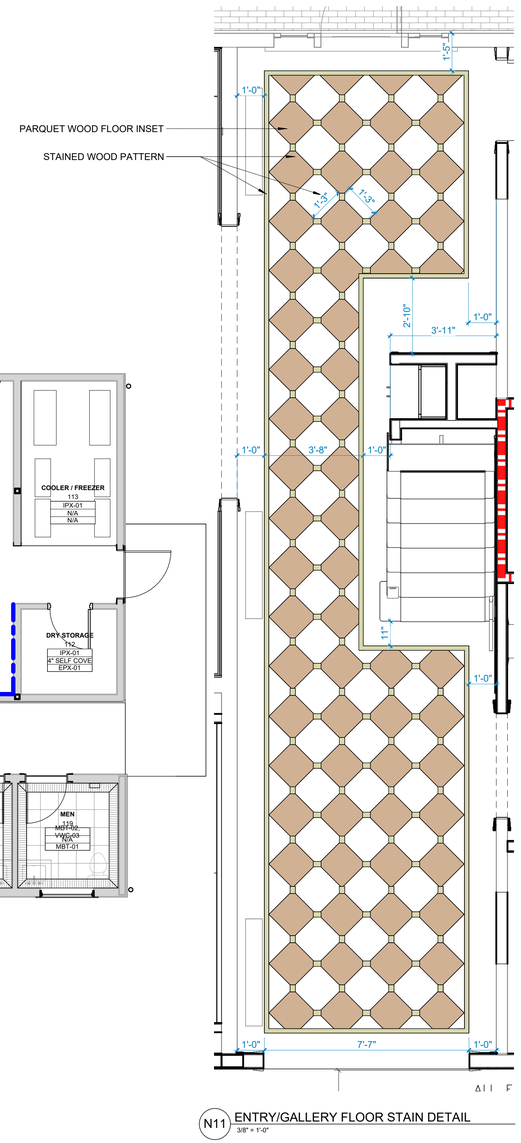

N11 ENTRY/GALLERY FLOOR STAIN DETAIL
3/8" = 1'-0"

Dirtworks
561 SEVENTH AVENUE FLOOR 11
NEW YORK, NY 10018
(212) 589 2263

WER ARCHITECTS
901 WEST THIRD STREET
LITTLE ROCK, AR 72201
(501) 374 5300

CONSULTANTS

CIVIL ENGINEERS
CRAFTON TULL & ASSOCIATES, INC.
901 N. 47TH STREET, SUITE 400
ROGERS, AR 72756
(479) 636 4838

MEP ENGINEERS
INSIGHT ENGINEERING
322 S STATE STREET, STE 201
LITTLE ROCK, AR 72201
(501) 237 3077

STRUCTURAL ENGINEERS
ENFRA TME, LLC
BUILDING 2, 1 ALLIED DRIVE, STE 2600
LITTLE ROCK, AR 72202
(501) 666 6776

FOOD SERVICE CONSULTANT
MCKAY-LANE CONSULTING, LTD
1807 DODSON AVE
FT. SMITH, AR 72901
(479) 629 4572

ACOUSTICAL ENGINEERS
ACENTECH
620 W. GERMANTOWN PIKE, STE. 210
PLYMOUTH MEETING PA 19462
(215) 245 8244

PROJECT TITLE

CENTRAL HOUSE & GARDEN

BENTONVILLE, AR

PROJECT NUMBER: 31483

#	ISSUED FOR	DATE
	FINAL CD's	10/2/2026

KEY PLAN

SIGN & SEAL

WITSELL, EVANS & RASCO P.A. REGISTERED ARCHITECTS No C-449 ARKANSAS

DRAWN BY

CHECKED BY

SHEET TITLE

FINISH FLOOR PLAN

SHEET NUMBER

A701

FURNITURE PLANS FOR REFERENCE ONLY

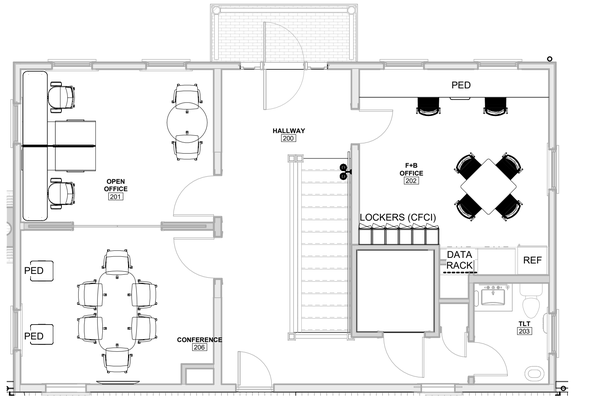

A4 SECOND FLOOR PLAN - FURNITURE
3/16" = 1'-0"

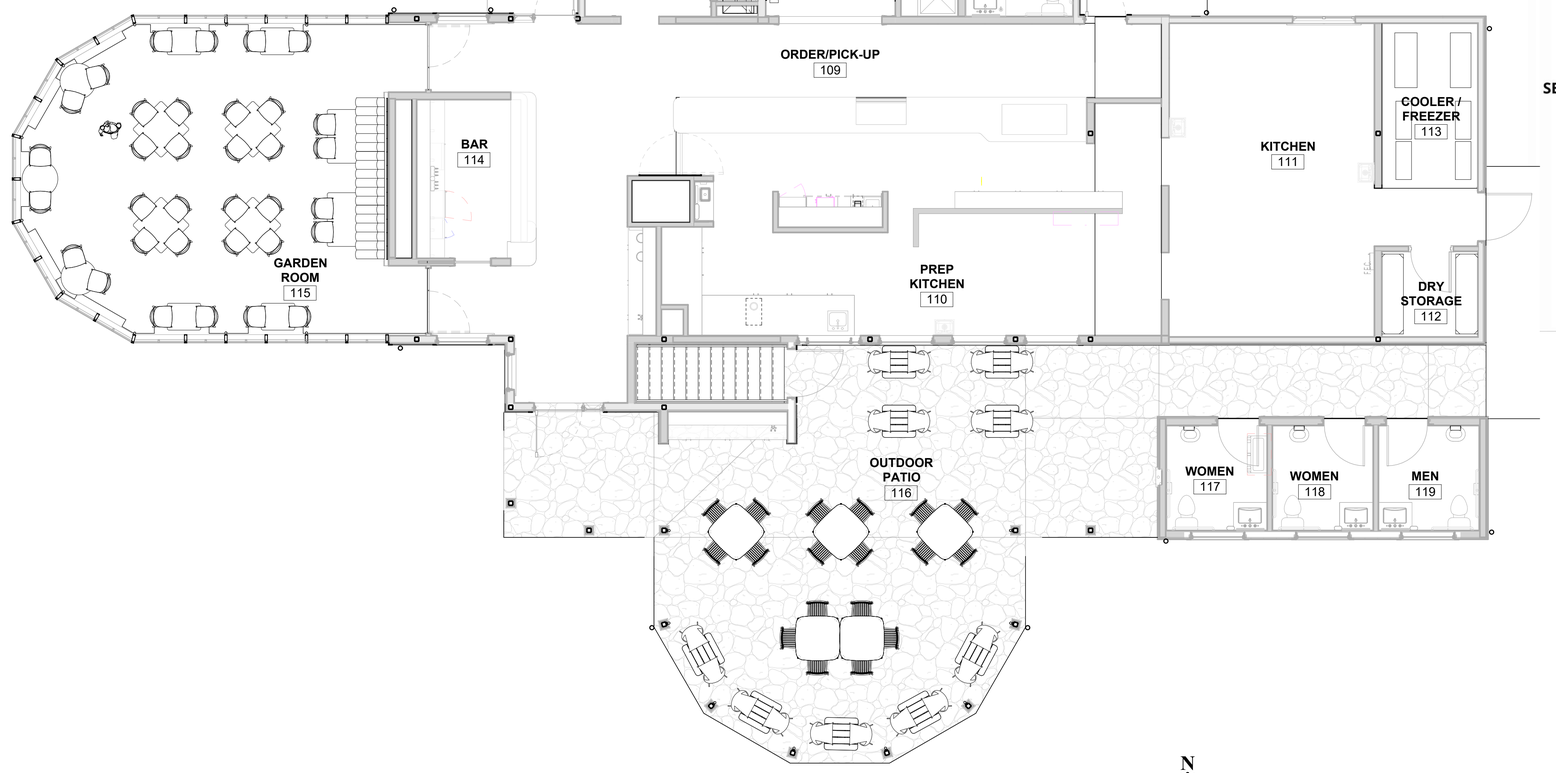

E11 FIRST FLOOR PLAN - FURNITURE
3/16" = 1'-0"

INTERIOR

FOYER	
Bench	1
TOTAL SEAT	1
FIREPLACE ROOM	
Sofa	1
Coffee Table	1
Lounge Chair	2
End Table	2
Bench Cushion	1
Dining Table, Small Square	4
Dining Table, Round	2
Dining Chair, Type 1	8
TOTAL SEAT	16
BISTRO	
Banquette CFCI)	1
Dining Table, Rectangle	2
Dining Table, Round	2
Dining Chair, Type 1	8
TOTAL SEAT	12
SECRET GARDEN	
Expandable Dining Table	2
Dining Chair, Type 4	8
TOTAL SEAT	8
GARDEN ROOM	
Banquette	1
Dining Table, Small Square	4
Dining Table, Large Square	4
Dining Table, Rectangle	2
Dining Table, Round	3
Dining Chair, Type 1	16
Dining Chair, Type 2	14
Dining Chair, Type 3	4
TOTAL SEAT	38

SECOND FLOOR

FRONT PORCH	
Lounge Chair	4
End Table	2
TOTAL SEAT	4
BUD'S BACKYARD	
Outdoor Table, Small Square	9
Outdoor Table, Large Square	5
Outdoor Dining Chair, Type 1	21
Outdoor Dining Chair, Type 2	18
TOTAL SEAT	39
GRAND TOTAL SEATS	118

Dirtworks
561 SEVENTH AVENUE FLOOR 11
NEW YORK, NY 10018
(212) 589 2263

WER ARCHITECTS
901 WEST THIRD STREET
LITTLE ROCK, AR 72201
(501) 374 5300

CONSULTANTS

CIVIL ENGINEERS
CRAFTON TULL & ASSOCIATES, INC.
901 N. 47TH STREET, SUITE 400
ROGERS, AR 72756
(479) 636 4838

MEP ENGINEERS
INSIGHT ENGINEERING
322 S STATE STREET, STE 201
LITTLE ROCK, AR 72201
(501) 237 3077

STRUCTURAL ENGINEERS
ENFRA TME, LLC
BUILDING 2, 1 ALLIED DRIVE, STE 2600
LITTLE ROCK, AR 72202
(501) 666 6776

FOOD SERVICE CONSULTANT
MCKAY-LANE CONSULTING, LTD
1807 DODSON AVE
FT. SMITH, AR 72901
(479) 629 4572

ACOUSTICAL ENGINEERS
ACENTECH
620 W. GERMANTOWN PIKE, STE. 210
PLYMOUTH MEETING PA 19462
(215) 245 8244

PROJECT TITLE

CENTRAL HOUSE & GARDEN

BENTONVILLE, AR

PROJECT NUMBER: 31483

#	ISSUED FOR	DATE
	FINAL CD's	10/2/2026

KEY PLAN

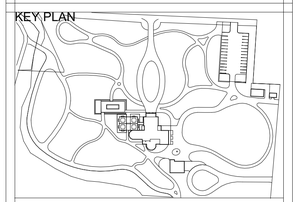

SIGN & SEAL

WITSELL, EVANS & RASCO P.A. REGISTERED ARCHITECTS NO C-449 ARKANSAS

DRAWN BY

CHECKED BY

SHEET TITLE

FURNITURE PLANS

SHEET NUMBER

A710

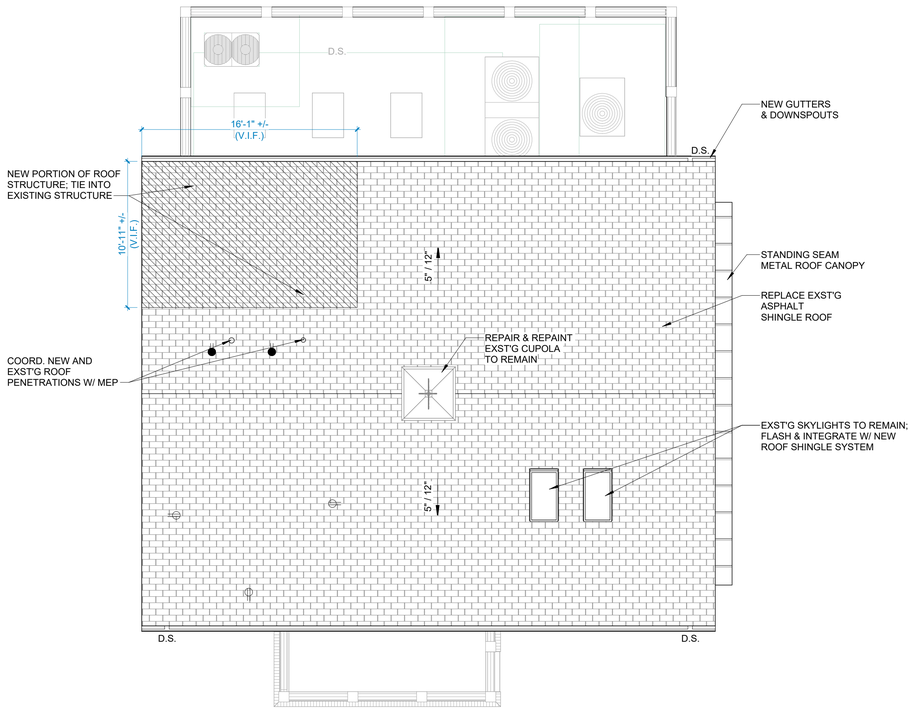

B6 DETACHED GARAGE - ROOF PLAN
3/16" = 1'-0"

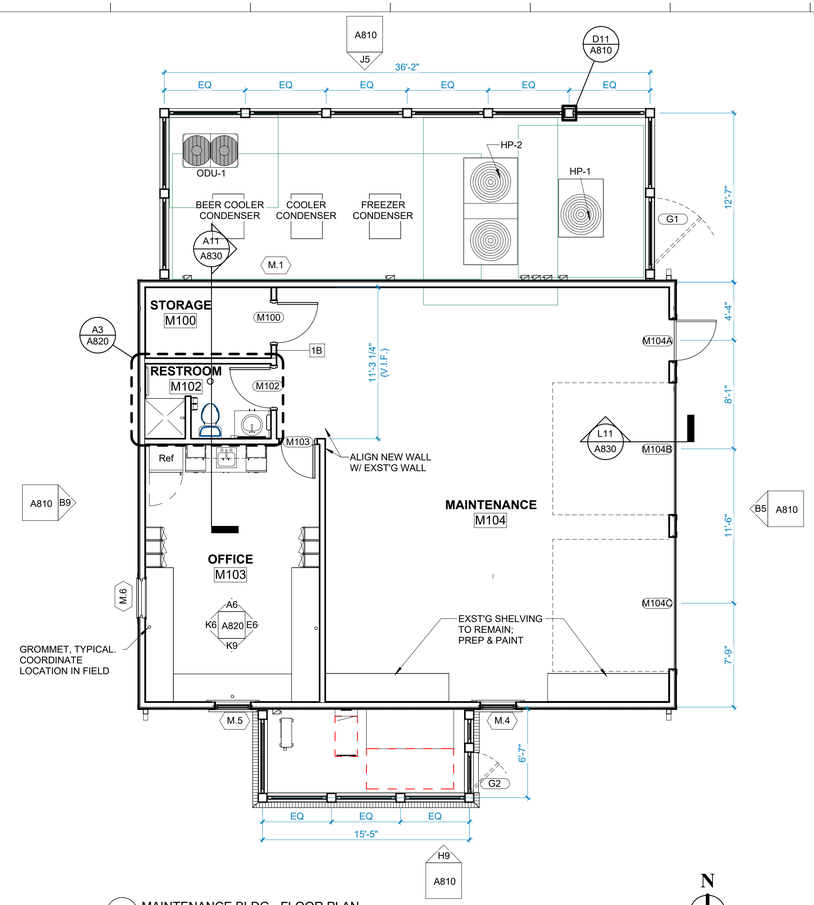

J6 MAINTENANCE BLDG - FLOOR PLAN
3/16" = 1'-0"

GENERAL DEMOLITION NOTES

1. CONTRACTOR TO SURVEY EXIST. CONDITIONS AND COORDINATE WITH REQUIREMENTS INDICATED TO DETERMINE EXTENT OF SELECTIVE DEMOLITION REQUIRED.

2. WHEN UNANTICIPATED MECHANICAL, ELECTRICAL, OR STRUCTURAL ELEMENTS ARE ENCOUNTERED, INVESTIGATE AND MEASURE THE NATURE AND EXTENT OF THE CONFLICT. NOTIFY ARCHITECT IMMEDIATELY.

3. ALL EXIST. STRUCTURE THAT IS SHOWN IS FOR REFERENCE ONLY AND IS TO BE FIELD VERIFIED BY THE CONTRACTOR. NO STRUCTURAL MEMBERS SHALL BE CUT, ALTERED, WITHOUT PRIOR APPROVAL BY THE ARCHITECT/STRUCTURAL ENGINEER. NOTIFY THE ARCHITECT IMMEDIATELY OF ANY DISCREPANCIES.

4. THE CONTRACTOR IS FULLY RESPONSIBLE FOR THE MEANS AND METHODS OF DEMOLITION AND THE SAFETY OF THE EXIST. STRUCTURE.

5. CONDUCT DEMOLITION OPERATIONS TO PREVENT INJURY TO PEOPLE. ENSURE SAFE PASSAGE OF PEOPLE AROUND SELECTIVE DEMOLITION AREAS.

6. PROTECT WALLS, CEILINGS, FLOORS, AND OTHER EXIST. FINISH WORK THAT IS TO REMAIN AND/OR IS EXPOSED DURING SELECTIVE DEMOLITION OPERATIONS.

7. DEBRIS TO BE REMOVED FROM WORK AREA TO A DUMPSTER. PROTECT ROUTE AS REQUIRED. REMOVE AND TRANSPORT DEBRIS IN A MANNER THAT WILL PREVENT SPILLAGE ON ADJACENT SURFACES AND AREAS. CONTRACTOR TO VERIFY PROPOSED LOCATION OF DUMPSTER WITH HENDRIX FACILITIES.

8. PROTECT ADJACENT EXTERIOR MATERIAL TO REMAIN DURING DEMOLITION.

SHEET KEY NOTES

01 DEMO EXIST. VINYL SIDING & TRIM
02 DEMO EXIST. WINDOW
03 DEMO EXIST. SCREEN DOOR
04 DEMO EXIST. CABINETS / MILLWORK
05 DEMO EXIST. WALL FINISH (IN MAINTENANCE BAY ONLY)
06 DEMO EXIST. PLUMBING FIXTURE
07 DEMO EXIST. STAMPED CONCRETE
08 DEMO EXIST. GARAGE DOORS
09 DEMO WALL TO INSTALL NEW GARAGE DOORS
10 DEMO FLOOR FINISH

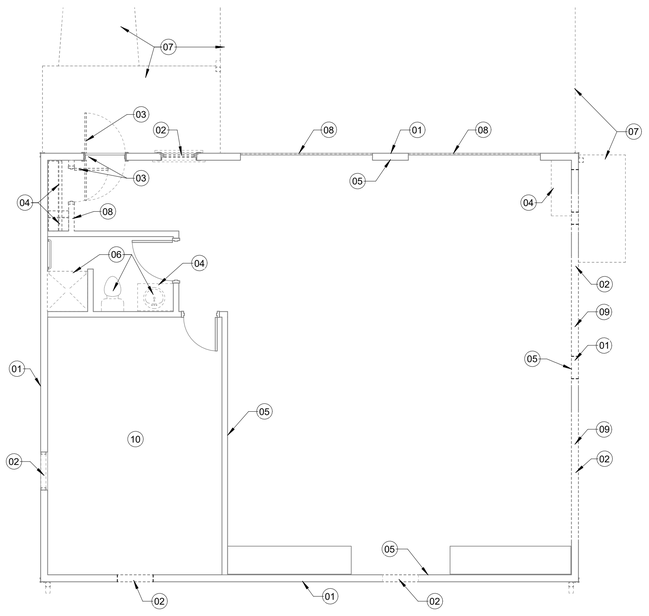

B11 MAINTENANCE BLDG - DEMO PLAN
3/16" = 1'-0"

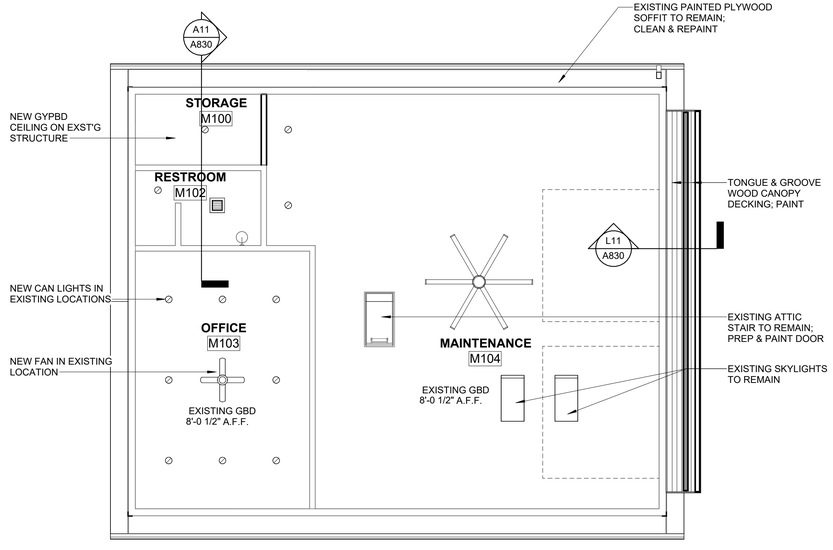

J11 MAINTENANCE BLDG - RCP
3/16" = 1'-0"

Dirtworks
561 SEVENTH AVENUE FLOOR 11
NEW YORK, NY 10018
(212) 589 2263

WER ARCHITECTS
901 WEST THIRD STREET
LITTLE ROCK, AR 72201
(501) 374 5300

CONSULTANTS

CIVIL ENGINEERS
CRAFTON TULL & ASSOCIATES, INC.
901 N. 47TH STREET, SUITE 400
ROGERS, AR 72756
(479) 636 4838

MEP ENGINEERS
INSIGHT ENGINEERING
322 S STATE STREET, STE 201
LITTLE ROCK, AR 72201
(501) 237 3077

STRUCTURAL ENGINEERS
ENFRA TME, LLC
BUILDING 2, 1 ALLIED DRIVE, STE 2600
LITTLE ROCK, AR 72202
(501) 666 6776

FOOD SERVICE CONSULTANT
MCKAY-LANE CONSULTING, LTD
1807 DODSON AVE
FT. SMITH, AR 72901
(479) 629 4572

ACOUSTICAL ENGINEERS
ACENTECH
620 W. GERMANTOWN PIKE, STE. 210
PLYMOUTH MEETING PA 19462
(215) 245 8244

PROJECT TITLE

CENTRAL HOUSE & GARDEN

BENTONVILLE, AR

PROJECT NUMBER: 31483

#	ISSUED FOR	DATE
	FINAL CD's	10/2/2026

KEY PLAN

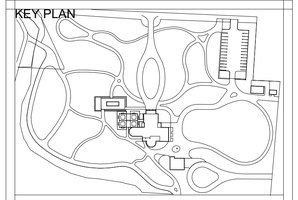

SIGN & SEAL

WITSELL, EVANS & RASCO P.A. REGISTERED ARCHITECTS NO C-687 ARKANSAS

DRAWN BY

CHECKED BY

SHEET TITLE

MAINTENANCE BUILDING PLANS

SHEET NUMBER

A800

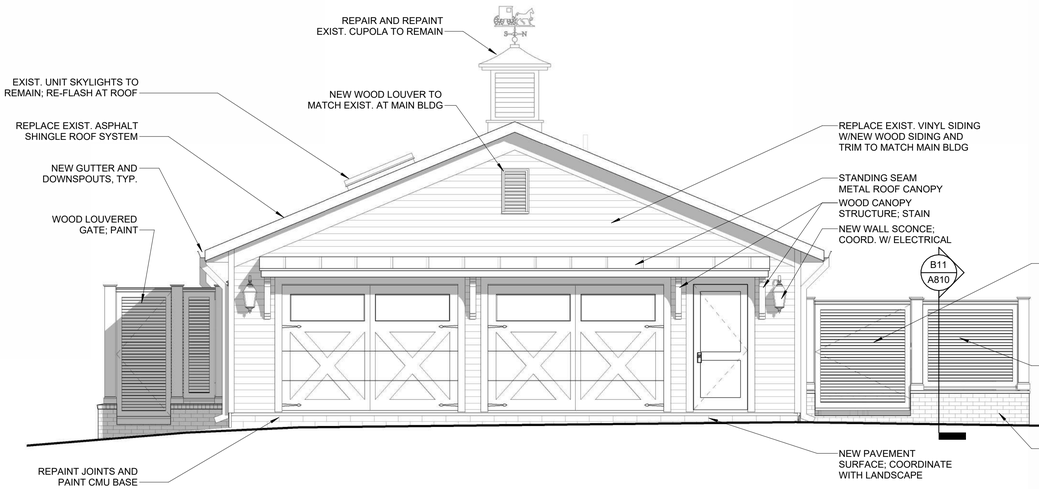

B5 GARAGE ELEVATION - EAST
1/4" = 1'-0"

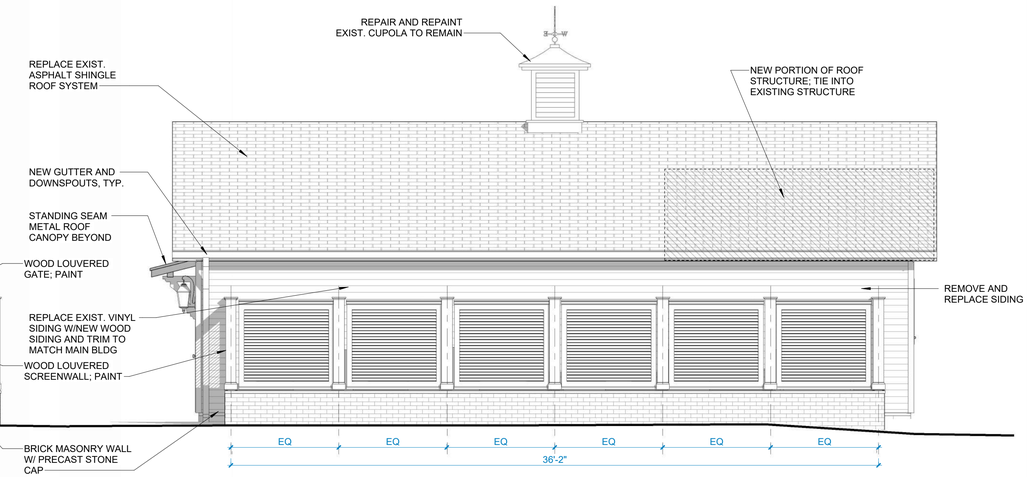

J5 GARAGE ELEVATION - NORTH
1/4" = 1'-0"

B9 GARAGE ELEVATION - WEST
1/4" = 1'-0"

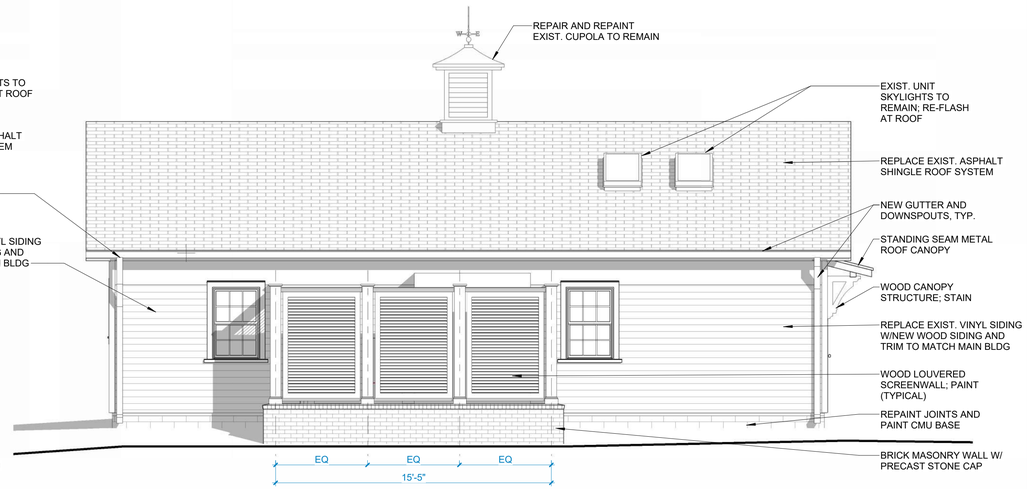

H9 GARAGE ELEVATION - SOUTH
1/4" = 1'-0"

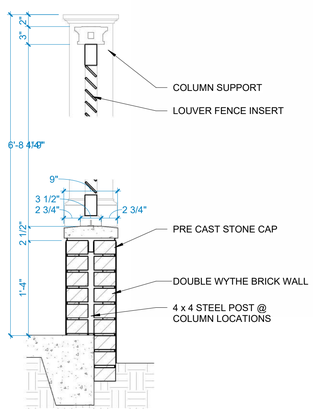

B11 MAINTENANCE BUILDING FENCE SECTION
1" = 1'-0"

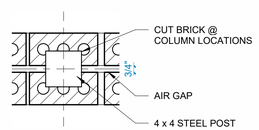

D11 MAINTENANCE BUILDING PLAN DETAIL
1 1/2" = 1'-0"

Dirtworks
561 SEVENTH AVENUE FLOOR 11
NEW YORK, NY 10018
(212) 589 2263

WER ARCHITECTS
901 WEST THIRD STREET
LITTLE ROCK, AR 72201
(501) 374 5300

CONSULTANTS

CIVIL ENGINEERS
CRAFTON TULL & ASSOCIATES, INC.
901 N. 47TH STREET, SUITE 400
ROGERS, AR 72756
(479) 636 4838

MEP ENGINEERS
INSIGHT ENGINEERING
322 S STATE STREET, STE 201
LITTLE ROCK, AR 72201
(501) 237 3077

STRUCTURAL ENGINEERS
ENFRA TME, LLC
BUILDING 2, 1 ALLIED DRIVE, STE 2600
LITTLE ROCK, AR 72202
(501) 666 6776

FOOD SERVICE CONSULTANT
MCKAY-LANE CONSULTING, LTD
1807 DODSON AVE
FT. SMITH, AR 72901
(479) 629 4572

ACOUSTICAL ENGINEERS
ACENTECH
620 W. GERMANTOWN PIKE, STE. 210
PLYMOUTH MEETING PA 19462
(215) 245 8244

PROJECT TITLE

CENTRAL HOUSE & GARDEN

BENTONVILLE, AR

PROJECT NUMBER: 31483

#	ISSUED FOR	DATE
	FINAL CD's	10/2/2026

KEY PLAN

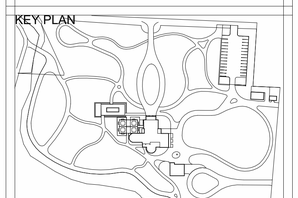

SIGN & SEAL

WITSELL, EVANS & RASCO PA
REGISTERED ARCHITECTS
NO C-649
ARKANSAS

DRAWN BY

CHECKED BY

SHEET TITLE

MAINTENANCE BUILDING EXTERIOR ELEVATIONS

SHEET NUMBER

A810

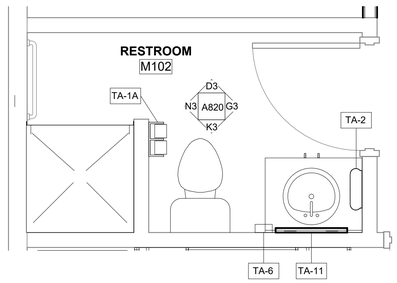

A3 EP - MAINTENANCE RESTROOM
1/2" = 1'-0"

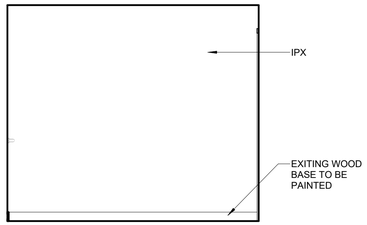

D3 IE - 48 RESTROOM - N
3/8" = 1'-0"

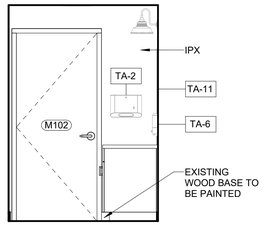

G3 IE - 48 RESTROOM - E
3/8" = 1'-0"

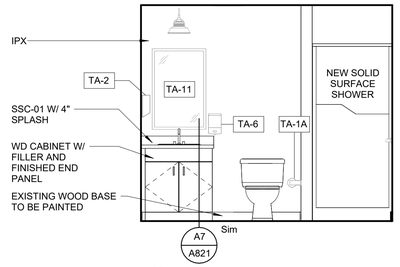

K3 IE - 48 RESTROOM - S
3/8" = 1'-0"

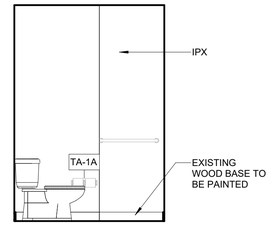

N3 IE - 48 RESTROOM - W
3/8" = 1'-0"

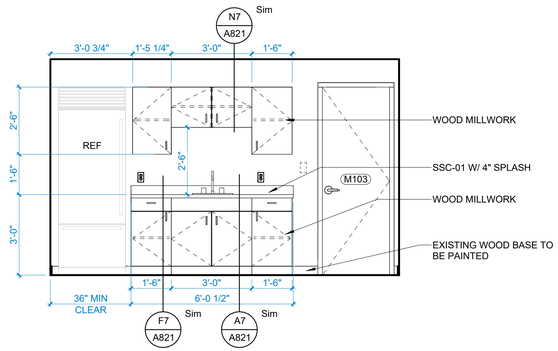

A6 IE - M103 OFFICE N
3/8" = 1'-0"

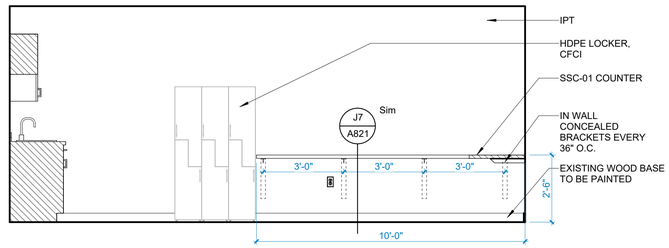

E6 IE - M103 OFFICE E
3/8" = 1'-0"

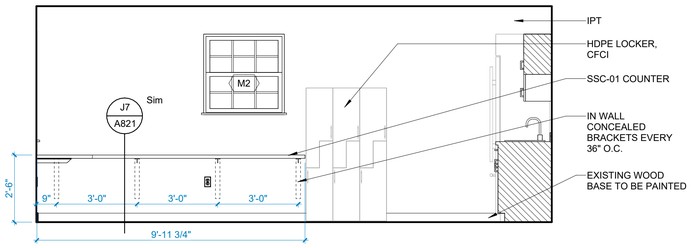

K6 IE - M103 OFFICE W
3/8" = 1'-0"

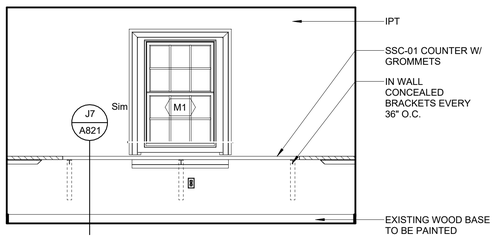

K9 IE - M103 OFFICE S
3/8" = 1'-0"

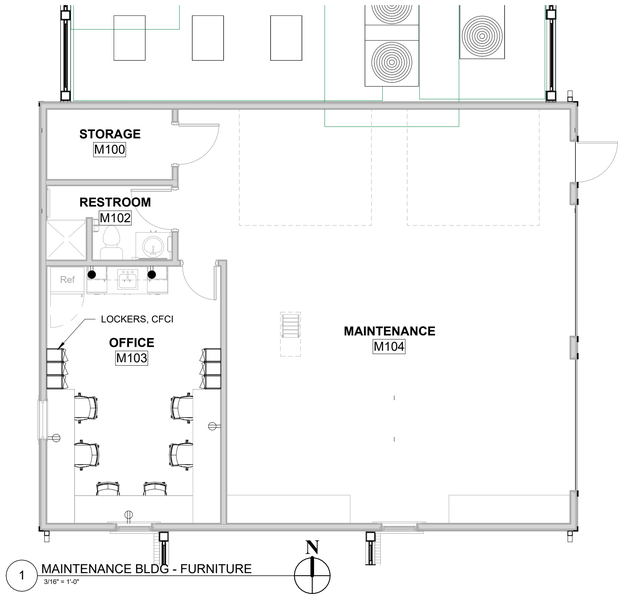

1 MAINTENANCE BLDG - FURNITURE
3/16" = 1'-0"

MAINTENANCE - FINISH SCHEDULE

NUMBER	NAME	FLOOR FINISH	BASE FINISH	WALL FINISH	CEILING FINISH	COMMENTS
M100	STORAGE	GRIND & SEAL CONCRETE	WDB	IPT-01	GBD (IPT-01)	
M101	CLO.	GRIND & SEAL CONCRETE	EXS WDB	IPT-01	GBD (IPT-01)	
M102	RESTROOM	GRIND & SEAL CONCRETE	EXS WDB	IPX-01	GBD (IPX-01)	
M103	OFFICE	GRIND & SEAL CONCRETE	EXS WDB	IPT-01	GBD (IPT-01)	
M104	MAINTENANCE	GRIND & SEAL CONCRETE	EXS WDB	IPT-01	GBD (IPT-01)	

Dirtworks
561 SEVENTH AVENUE FLOOR 11
NEW YORK, NY 10018
(212) 589 2263

WER ARCHITECTS
901 WEST THIRD STREET
LITTLE ROCK, AR 72201
(501) 374 5300

CONSULTANTS

CIVIL ENGINEERS
CRAFTON TULL & ASSOCIATES, INC.
901 N. 47TH STREET, SUITE 400
ROGERS, AR 72756
(479) 636 4838

MEP ENGINEERS
INSIGHT ENGINEERING
322 S STATE STREET, STE 201
LITTLE ROCK, AR 72201
(501) 237 3077

STRUCTURAL ENGINEERS
ENFRA TME, LLC
BUILDING 2, 1 ALLIED DRIVE, STE 2600
LITTLE ROCK, AR 72202
(501) 666 6776

FOOD SERVICE CONSULTANT
MCKAY-LANE CONSULTING, LTD
1807 DODSON AVE
FT. SMITH, AR 72901
(479) 629 4572

ACOUSTICAL ENGINEERS
ACENTECH
620 W. GERMANTOWN PIKE, STE. 210
PLYMOUTH MEETING PA 19462
(215) 245 8244

PROJECT TITLE

CENTRAL HOUSE & GARDEN

BENTONVILLE, AR

PROJECT NUMBER: 31483

#	ISSUED FOR	DATE
	FINAL CD's	10/2/2026

KEY PLAN

SIGN & SEAL

WITSELL EVANS & RASCO P.A. REGISTERED ARCHITECTS NO C-687 ARKANSAS

DRAWN BY

CHECKED BY

SHEET TITLE

MAINTENANCE BUILDING ENLG. PLANS AND INTERIOR ELEVS

SHEET NUMBER

A820

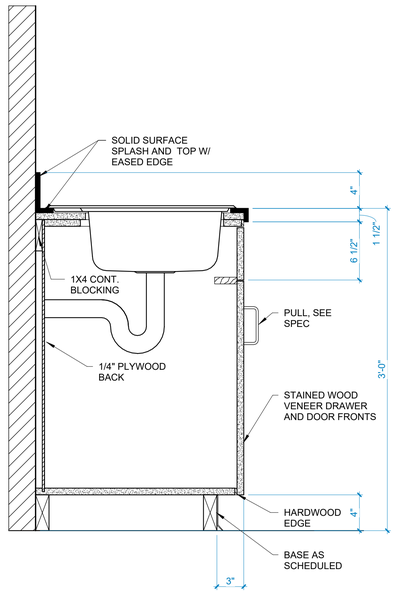

A7 S.S. TOP - W/ SINK
1 1/2" = 1'-0"

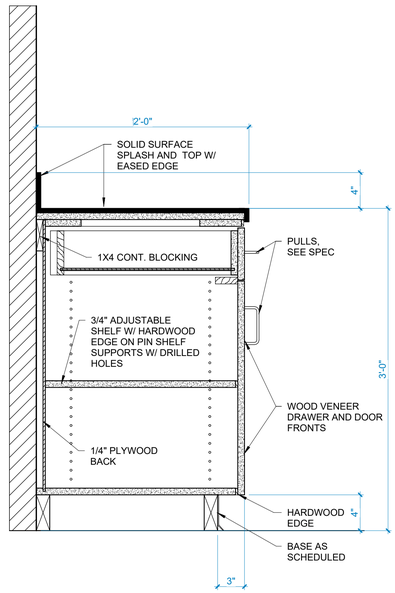

F7 S.S. TOP - 1 DRAWER 1 DOOR SHELF ON PINS
1 1/2" = 1'-0"

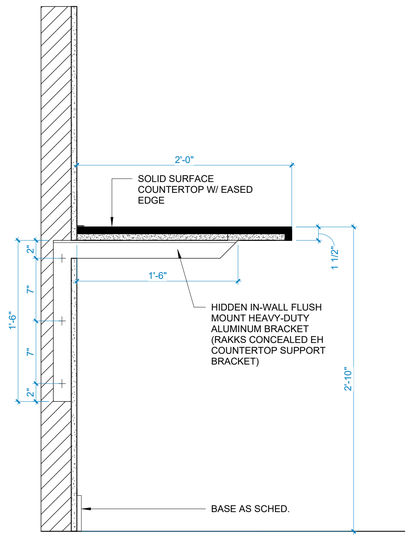

J7 MILLWORK - FLOATING COUNTERTOP
1 1/2" = 1'-0"

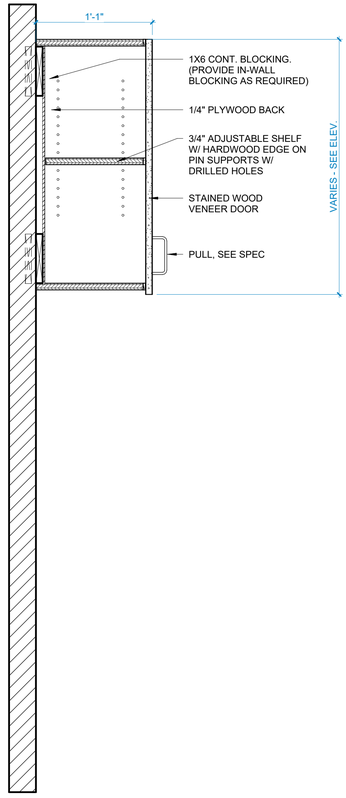

N7 MILLWORK - UPPER CABINET - TYPICAL
1 1/2" = 1'-0"

Dirtworks
561 SEVENTH AVENUE FLOOR 11
NEW YORK, NY 10018
(212) 589 2263

WER ARCHITECTS
901 WEST THIRD STREET
LITTLE ROCK, AR 72201
(501) 374 5300

CONSULTANTS

CIVIL ENGINEERS
CRAFTON TULL & ASSOCIATES, INC.
901 N. 47TH STREET, SUITE 400
ROGERS, AR 72756
(479) 636 4838

MEP ENGINEERS
INSIGHT ENGINEERING
322 S STATE STREET, STE 201
LITTLE ROCK, AR 72201
(501) 237 3077

STRUCTURAL ENGINEERS
ENFRA TME, LLC
BUILDING 2, 1 ALLIED DRIVE, STE 2600
LITTLE ROCK, AR 72202
(501) 666 6776

FOOD SERVICE CONSULTANT
MCKAY-LANE CONSULTING, LTD
1807 DODSON AVE
FT. SMITH, AR 72901
(479) 629 4572

ACOUSTICAL ENGINEERS
ACENTECH
620 W. GERMANTOWN PIKE, STE. 210
PLYMOUTH MEETING PA 19462
(215) 245 8244

PROJECT TITLE

CENTRAL HOUSE & GARDEN

BENTONVILLE, AR

PROJECT NUMBER: 31483

#	ISSUED FOR	DATE
	FINAL CD's	10/2/2026

KEY PLAN

SIGN & SEAL

WITSELL EVANS & RASCO P.A. REGISTERED ARCHITECTS NO C-947 ARKANSAS

DRAWN BY

CHECKED BY

SHEET TITLE

MAINTENANCE BUILDING MILLWORK DETAILS

SHEET NUMBER

A821

MAINTENANCE - FINISH SCHEDULE

NUMBER	NAME	FLOOR FINISH	BASE FINISH	WALL FINISH	CEILING FINISH	COMMENTS
M100	STORAGE	GRIND & SEAL CONCRETE	WDB	IPT-01	GBD (IPT-01)	
M101	CLO.	GRIND & SEAL CONCRETE	EXS WDB	IPT-01	GBD (IPT-01)	
M102	RESTROOM	GRIND & SEAL CONCRETE	EXS WDB	IPX-01	GBD (IPX-01)	
M103	OFFICE	GRIND & SEAL CONCRETE	EXS WDB	IPT-01	GBD (IPT-01)	
M104	MAINTENANCE	GRIND & SEAL CONCRETE	EXS WDB	IPT-01	GBD (IPT-01)	

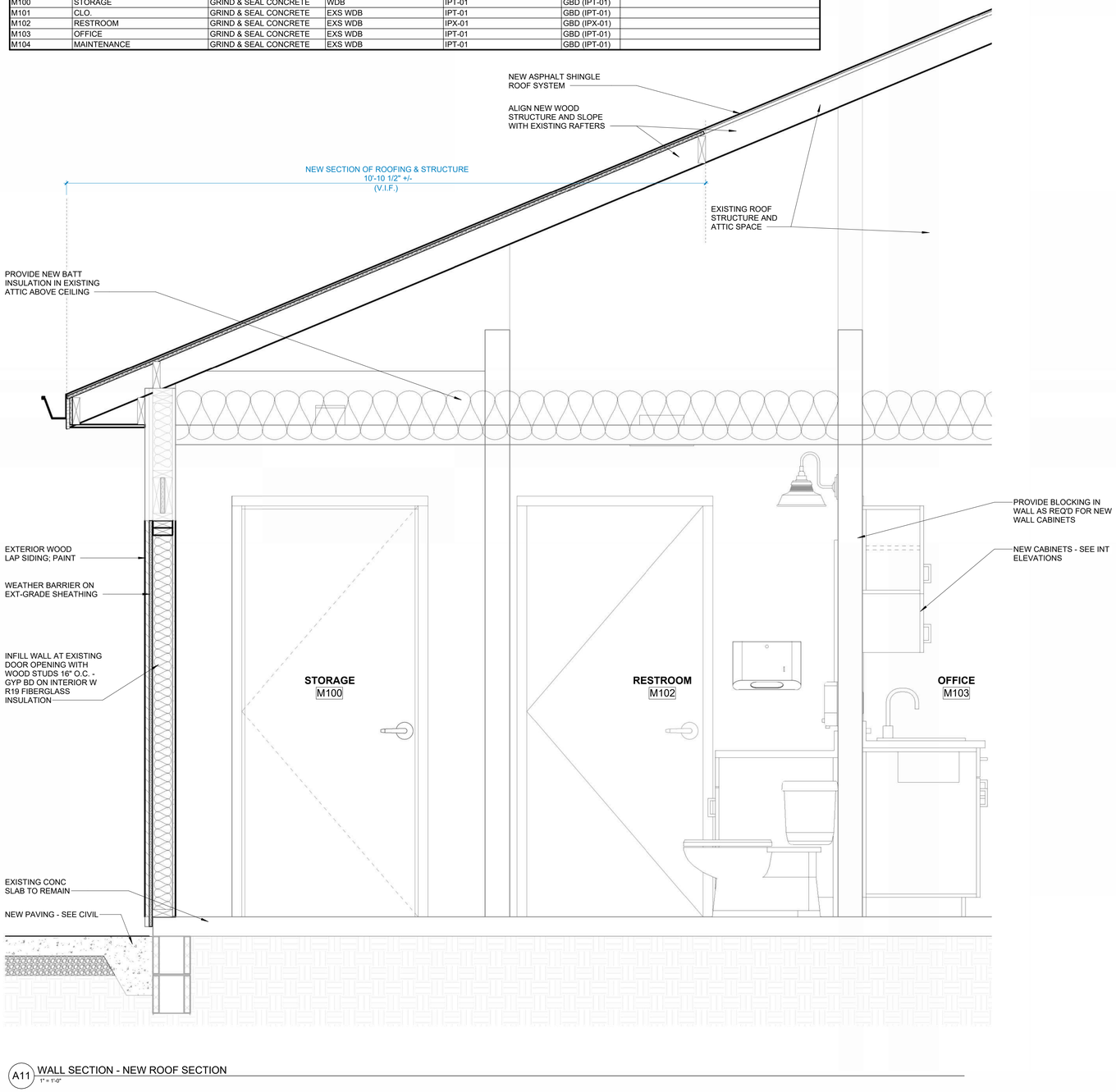

A11 WALL SECTION - NEW ROOF SECTION
1" = 1'-0"

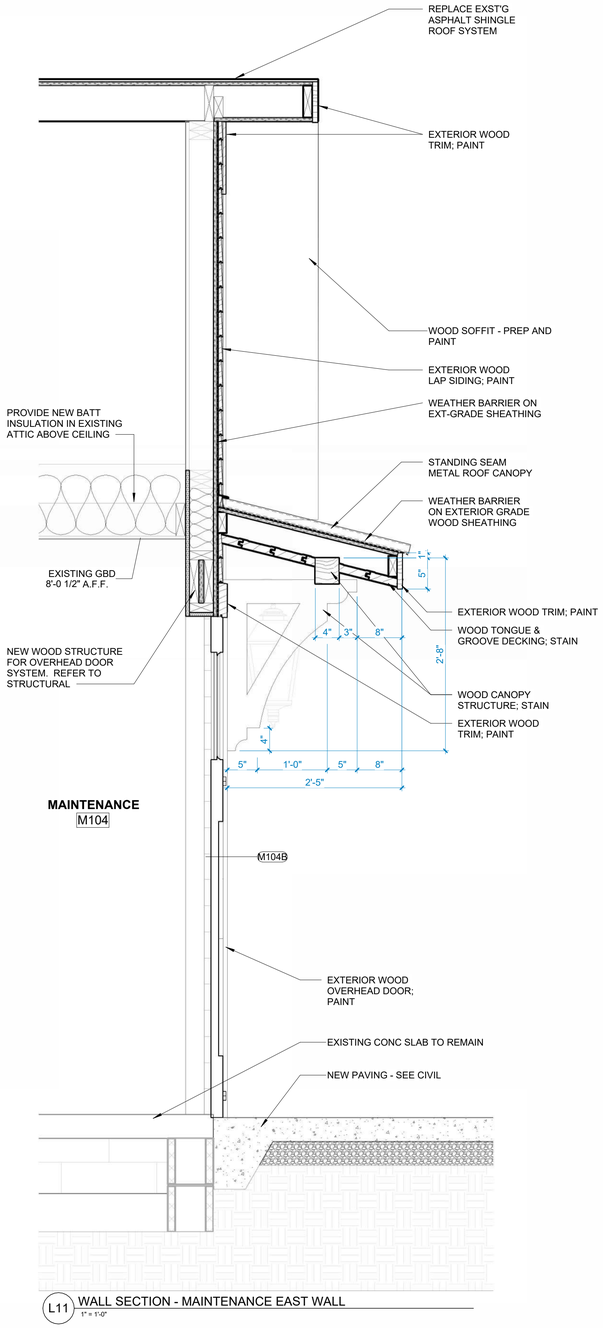

L11 WALL SECTION - MAINTENANCE EAST WALL
1" = 1'-0"

Dirtworks
561 SEVENTH AVENUE FLOOR 11
NEW YORK, NY 10018
(212) 589 2263

WER ARCHITECTS
901 WEST THIRD STREET
LITTLE ROCK, AR 72201
(501) 374 5300

CONSULTANTS

CIVIL ENGINEERS
CRAFTON TULL & ASSOCIATES, INC.
901 N. 47TH STREET, SUITE 400
ROGERS, AR 72756
(479) 636 4838

MEP ENGINEERS
INSIGHT ENGINEERING
322 S STATE STREET, STE 201
LITTLE ROCK, AR 72201
(501) 237 3077

STRUCTURAL ENGINEERS
ENFRA TME, LLC
BUILDING 2, 1 ALLIED DRIVE, STE 2600
LITTLE ROCK, AR 72202
(501) 666 6776

FOOD SERVICE CONSULTANT
MCKAY-LANE CONSULTING, LTD
1807 DODSON AVE
FT. SMITH, AR 72901
(479) 629 4572

ACOUSTICAL ENGINEERS
ACENTECH
620 W. GERMANTOWN PIKE, STE. 210
PLYMOUTH MEETING PA 19462
(215) 245 8244

PROJECT TITLE

CENTRAL HOUSE & GARDEN

BENTONVILLE, AR

PROJECT NUMBER: 31483

#	ISSUED FOR	DATE
	FINAL CD's	10/2/2026

KEY PLAN

SIGN & SEAL

WITSELL EVANS & RASCO P.A. REGISTERED ARCHITECTS ND C-49 ARKANSAS

DRAWN BY

CHECKED BY

SHEET TITLE

MAINTENANCE BUILDING DETAILS

SHEET NUMBER

A830

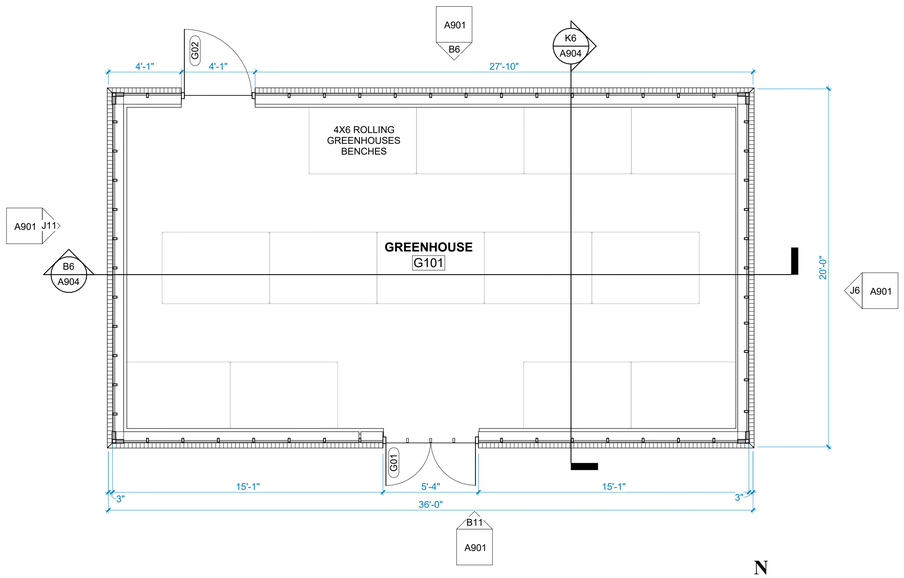

D7 GREENHOUSE - FLOOR PLAN
1/4" = 1'-0"

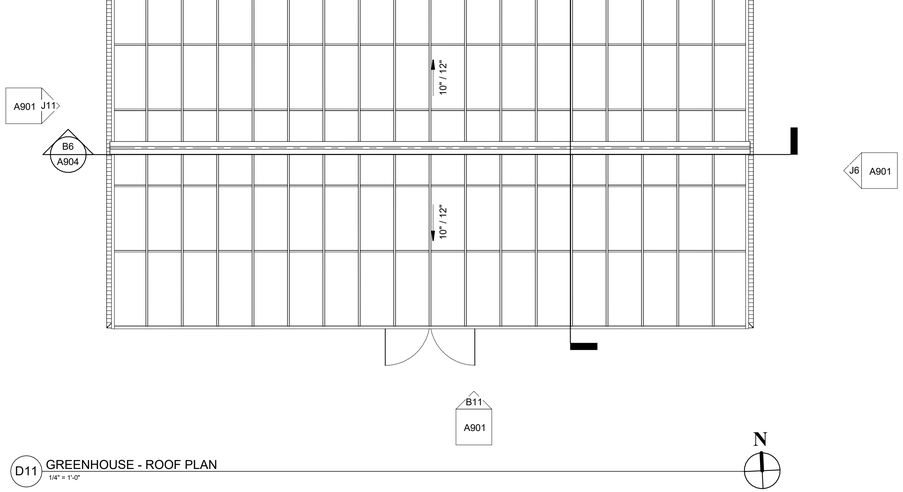

D11 GREENHOUSE - ROOF PLAN
1/4" = 1'-0"

BASIS-OF-DESIGN NOTES

GREENHOUSE DESCRIPTION:
GREENHOUSE CONTRACTOR TO PROVIDE AND INSTALL MANUFACTURER-ENGINEERED, FACTORY-FABRICATED GREENHOUSE, SPECIFIED AS FOLLOWS:

1. FREESTANDING 20' X 36' A-FRAME GREENHOUSE, INCLUDING STRUCTURAL FRAME, ASSOCIATED BRACING, CONNECTORS, FASTENERS AND ANCHORS.
2. ANCHOR TO PREPARED CONCRETE FOUNDATION.
3. EXTERIOR ROOF, SIDEWALLS AND ENDWALLS TO BE CLEAR 8-MM TWIN-WALL POLYCARBONATE PANELS.
4. ONE PAIRED DOOR AND ONE SINGLE DOOR, AS SHOWN.
5. MFG. STD. MOTORIZED INTERIOR SHADE SYSTEM.
6. MFG. STD. MOTORIZED RACK-AND-PINION WALL VENT.
7. MFG. STD. MECHANICAL VENTILATION SYSTEM, INCL. (2) EXHAUST FANS, (1) GABLE EXHAUST FAN, AND (1) MOTORIZED GABLE SHUTTER.
8. MFG. STD. EVAPORATIVE COOLING SYSTEM.
9. (2) AIR CIRCULATION FANS
10. (2) SUSPENDED NATURAL-GAS-FIRED UNIT HEATERS
11. SINGLE-ZONE ENVIRONMENTAL CONTROLLER, INCL. INDOOR TEMP. AND HUMIDITY SENSING.
12. PROVIDE (13) 4X6 GALV. STEEL GREENHOUSE BENCHES, ON CASTERS
13. MFG. STD. BENCHTOP IRRIGATION SYSTEM

ASSOCIATED WORK BY GENERAL CONTRACTOR AND OTHER TRADES:

1. SITE PREPARATION, GRADING, DRAINAGE, AND EROSION CONTROL
2. CONCRETE SLAB FOUNDATION
3. NON-STRUCTURAL BRICK VENEER KNEE WALL
4. FLASHING AND COUNTER-FLASHING BETW. GREENHOUSE CONSTRUCTION AND BRICK VENEER
5. UTILITY CONNECTIONS FOR MEP SYSTEMS

BASIS OF DESIGN MANUFACTURER:

JACKSON AGROBUILDERS
3965 WEST 83rd STREET, #158
PRAIRIE VILLAGE, KS 66208-5308
www.jacksonagrobuilders.com.
CONTACT: JOEL BARTEL
Tel. (913) 201-1449; email: jbartel@jacksonagrobuilders.com

Dirtworks
561 SEVENTH AVENUE FLOOR 11
NEW YORK, NY 10018
(212) 589 2263

WER ARCHITECTS
901 WEST THIRD STREET
LITTLE ROCK, AR 72201
(501) 374 5300

CONSULTANTS

CIVIL ENGINEERS
CRAFTON TULL & ASSOCIATES, INC.
901 N. 47TH STREET, SUITE 400
ROGERS, AR 72756
(479) 636 4838

MEP ENGINEERS
INSIGHT ENGINEERING
322 S STATE STREET, STE 201
LITTLE ROCK, AR 72201
(501) 237 3077

STRUCTURAL ENGINEERS
ENFRA TME, LLC
BUILDING 2, 1 ALLIED DRIVE, STE 2600
LITTLE ROCK, AR 72202
(501) 666 6776

FOOD SERVICE CONSULTANT
MCKAY-LANE CONSULTING, LTD
1807 DODSON AVE
FT. SMITH, AR 72901
(479) 629 4572

ACOUSTICAL ENGINEERS
ACENTECH
620 W. GERMANTOWN PIKE, STE. 210
PLYMOUTH MEETING PA 19462
(215) 245 8244

PROJECT TITLE

CENTRAL HOUSE & GARDEN

BENTONVILLE, AR

PROJECT NUMBER: 31483

#	ISSUED FOR	DATE
	FINAL CD's	10/2/2026

KEY PLAN

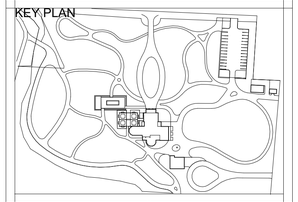

SIGN & SEAL

WITSELL, EVANS & RASCO P.A. REGISTERED ARCHITECTS NO C-247 ARKANSAS

DRAWN BY

CHECKED BY

SHEET TITLE

GREENHOUSE PLANS

SHEET NUMBER

A900

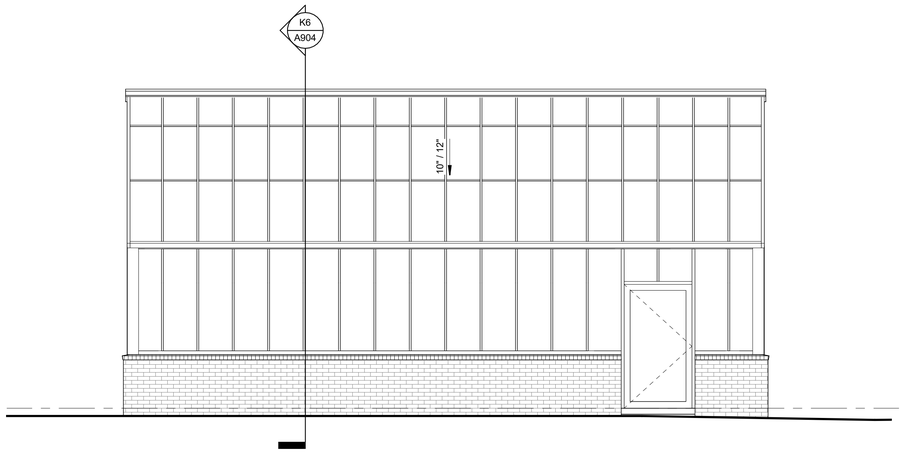

B6 GREENHOUSE ELEV - NORTH
1/4" = 1'-0"

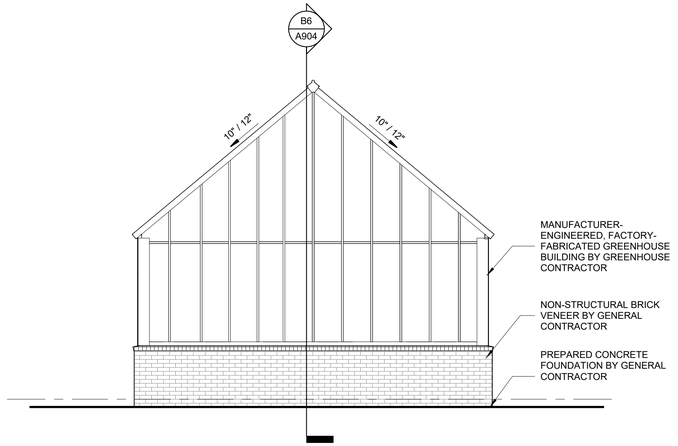

J6 GREENHOUSE - EAST
1/4" = 1'-0"

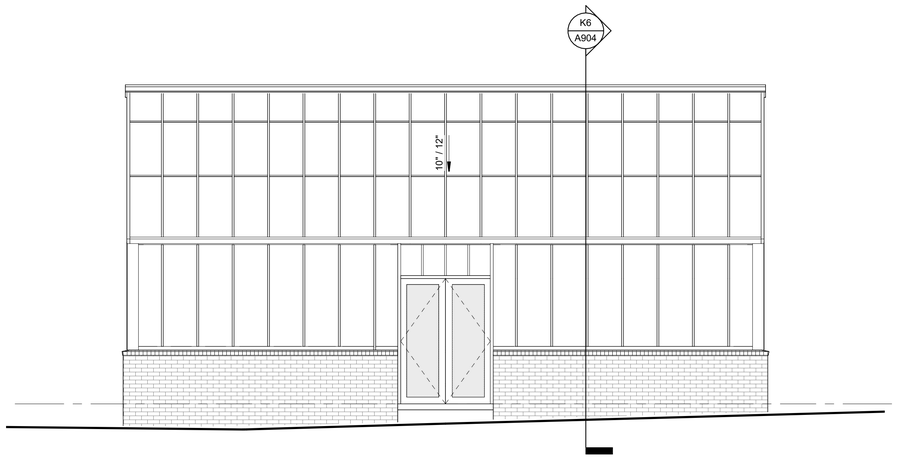

B11 GREENHOUSE ELEV - SOUTH
1/4" = 1'-0"

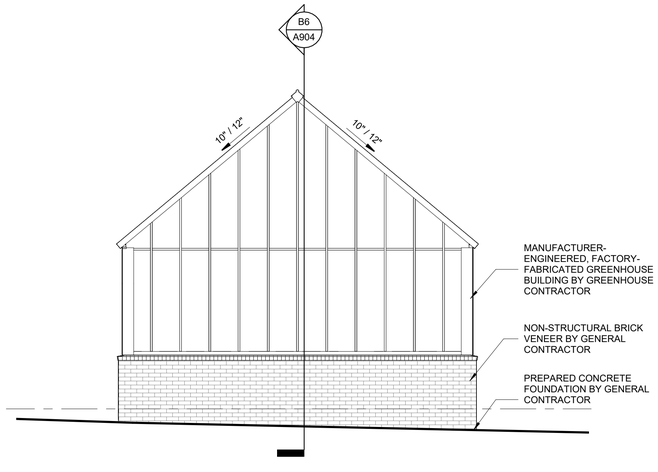

J11 GREENHOUSE - WEST
1/4" = 1'-0"

Dirtworks
561 SEVENTH AVENUE FLOOR 11
NEW YORK, NY 10018
(212) 589 2263

WER ARCHITECTS
901 WEST THIRD STREET
LITTLE ROCK, AR 72201
(501) 374 5300

CONSULTANTS

CIVIL ENGINEERS
CRAFTON TULL & ASSOCIATES, INC.
901 N. 47TH STREET, SUITE 400
ROGERS, AR 72756
(479) 636 4838

MEP ENGINEERS
INSIGHT ENGINEERING
322 S STATE STREET, STE 201
LITTLE ROCK, AR 72201
(501) 237 3077

STRUCTURAL ENGINEERS
ENFRA TME, LLC
BUILDING 2, 1 ALLIED DRIVE, STE 2600
LITTLE ROCK, AR 72202
(501) 666 6776

FOOD SERVICE CONSULTANT
MCKAY-LANE CONSULTING, LTD
1807 DODSON AVE
FT. SMITH, AR 72901
(479) 629 4572

ACOUSTICAL ENGINEERS
ACENTECH
620 W. GERMANTOWN PIKE, STE. 210
PLYMOUTH MEETING PA 19462
(215) 245 8244

PROJECT TITLE

CENTRAL HOUSE & GARDEN

BENTONVILLE, AR

PROJECT NUMBER: 31483

#	ISSUED FOR	DATE
	FINAL CD's	10/2/2026

KEY PLAN

SIGN & SEAL

WITSELL EVANS & RASCO P.A. REGISTERED ARCHITECTS NO C-46 ARKANSAS

DRAWN BY

CHECKED BY

SHEET TITLE

GREENHOUSE ELEVATIONS

SHEET NUMBER

A901

GREENHOUSE RENDERINGS PROVIDED BY JACKSON AGROBUILDERS

A4 GREENHOUSE - VIEW SOUTH
NOT TO SCALE

E4 GREENHOUSE - VIEW SOUTHEAST
1/16" = 1'-0"

A7 GREENHOUSE - VIEW SOUTHWEST
NOT TO SCALE

E7 GREENHOUSE - VIEW NORTHEAST
NOT TO SCALE

K7 GREENHOUSE - VIEW NORTHWEST
NOT TO SCALE

A11 GREENHOUSE INTERIOR - VIEW NORTHWEST
NOT TO SCALE

E11 GREENHOUSE INTERIOR - VIEW SOUTHEAST
NOT TO SCALE



K11 GREENHOUSE INTERIOR - VIEW SOUTHWEST
NOT TO SCALE

Dirtworks
561 SEVENTH AVENUE FLOOR 11
NEW YORK, NY 10018
(212) 589 2263

WER ARCHITECTS
901 WEST THIRD STREET
LITTLE ROCK, AR 72201
(501) 374 5300

CONSULTANTS

CIVIL ENGINEERS
CRAFTON TULL & ASSOCIATES, INC.
901 N. 47TH STREET, SUITE 400
ROGERS, AR 72756
(479) 636 4838

MEP ENGINEERS
INSIGHT ENGINEERING
322 S STATE STREET, STE 201
LITTLE ROCK, AR 72201
(501) 237 3077

STRUCTURAL ENGINEERS
ENFRA TME, LLC
BUILDING 2, 1 ALLIED DRIVE, STE 2600
LITTLE ROCK, AR 72202
(501) 666 6776

FOOD SERVICE CONSULTANT
MCKAY-LANE CONSULTING, LTD
1807 DODSON AVE
FT. SMITH, AR 72901
(479) 629 4572

ACOUSTICAL ENGINEERS
ACENTECH
620 W. GERMANTOWN PIKE, STE. 210
PLYMOUTH MEETING PA 19462
(215) 245 8244

PROJECT TITLE

CENTRAL HOUSE & GARDEN

BENTONVILLE, AR

PROJECT NUMBER: 31483

#	ISSUED FOR	DATE
	FINAL CD's	10/2/2026

KEY PLAN

SIGN & SEAL

WITSELL, EVANS & RASCO P.A. REGISTERED ARCHITECTS NO C-447 ARKANSAS

DRAWN BY

CHECKED BY

SHEET TITLE

GREENHOUSE RENDERINGS

SHEET NUMBER

A902

BASIS-OF-DESIGN NOTES

GARDEN SHED DESCRIPTION:
STRUCTURE CONTRACTOR TO PROVIDE MANUFACTURER-ENGINEERED, FACTORY-FABRICATED STORAGE BUILDING, SPECIFIED AS FOLLOWS:

1. FREESTANDING 12' X 20' WOOD STORAGE BUILDING, INCLUDING STRUCTURAL FRAME, ASSOCIATED BRACING, CONNECTORS, FASTENERS AND ANCHORS.
2. ANCHOR TO PREPARED CONCRETE FOUNDATION.
3. BUILDING TO HAVE LP SMART SIDE SIDING & TRIM AND ARCHITECTURAL SHINGLES.
4. PROVIDE MFG. STD. SINGLE-HUNG WINDOWS, AND PRE-HUNG DOORS IN STYLES SHOWN.
5. PROVIDE MFG. STD. INTERIOR WORK BENCH AND SHELVING UNITS
6. INCLUDE MFG. STD. ELECTRICAL PACKAGE, CONTAINING 100-AMP BREAKER BOX, (3) LIGHT SOCKETS AND 4 PLUGS

ASSOCIATED WORK BY GENERAL CONTRACTOR AND OTHER TRADES:
1. SITE PREPARATION, GRADING, DRAINAGE, AND EROSION CONTROL
2. CONCRETE SLAB FOUNDATION
3. LIGHT FIXTURES AS SPECIFIED
5. UTILITY CONNECTIONS FOR MEP SYSTEMS

BASIS OF DESIGN:
PREFABRICATED STORAGE BUILDING,
MODEL: LOFTED UTILITY SIDE DOOR

MANUFACTURER:
HOLDEN BUILDINGS of Bethel Heights
3645 N. THOMPSON ST.
SPRINGDALE, AR 72764
www.holdenbuildings.com.
Tel. (479) 974-5375

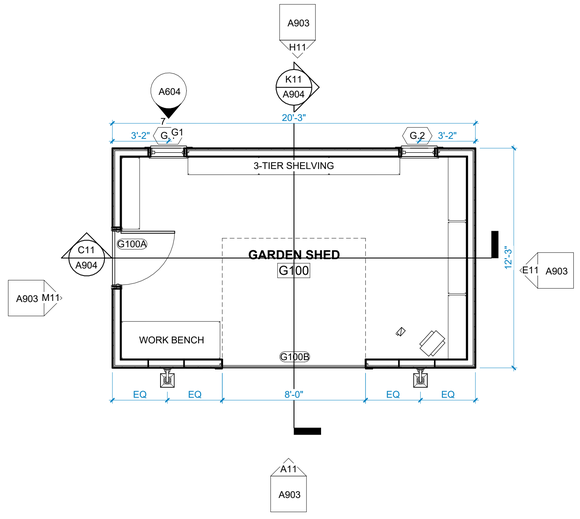

E7 GARDEN SHED - FLOOR PLAN
1/4" = 1'-0"

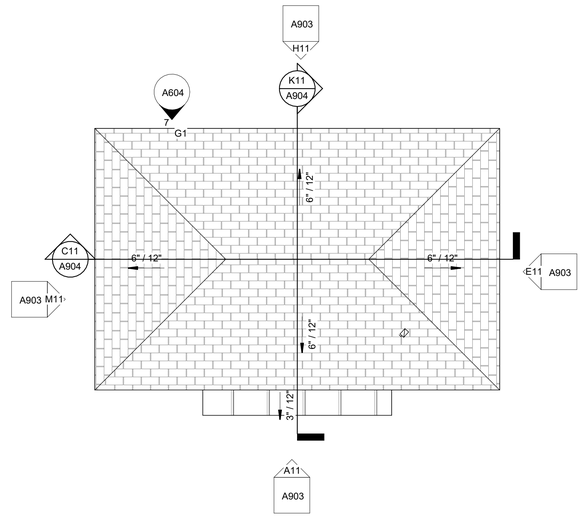

K7 GARDEN SHED - ROOF PLAN
1/4" = 1'-0"

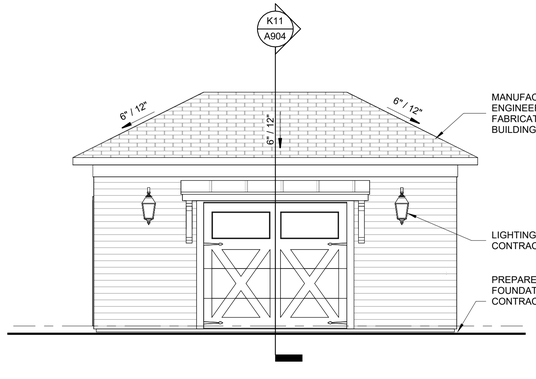

A11 GARDEN SHED ELEVATION - SOUTH
1/4" = 1'-0"

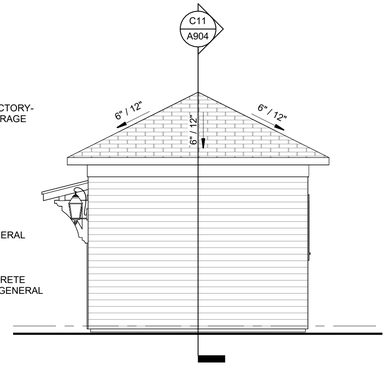

E11 GARDEN SHED ELEVATION - EAST
1/4" = 1'-0"

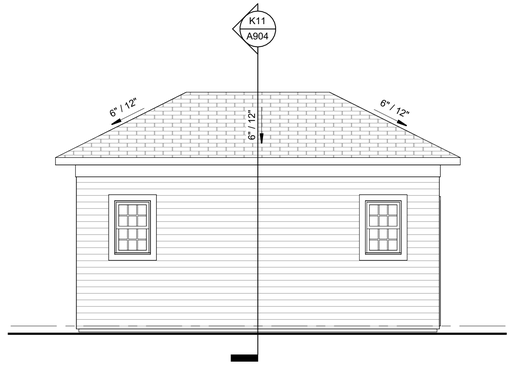

H11 GARDEN SHED ELEVATION - NORTH
1/4" = 1'-0"

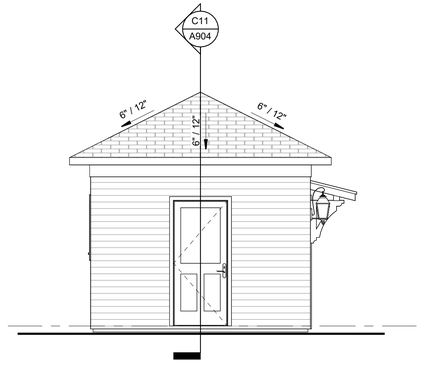

M11 GARDEN SHED ELEVATION - WEST
1/4" = 1'-0"

Dirtworks
561 SEVENTH AVENUE FLOOR 11
NEW YORK, NY 10018
(212) 589 2263

WER ARCHITECTS
901 WEST THIRD STREET
LITTLE ROCK, AR 72201
(501) 374 5300

CONSULTANTS

CIVIL ENGINEERS
CRAFTON TULL & ASSOCIATES, INC.
901 N. 47TH STREET, SUITE 400
ROGERS, AR 72756
(479) 636 4838

MEP ENGINEERS
INSIGHT ENGINEERING
322 S STATE STREET, STE 201
LITTLE ROCK, AR 72201
(501) 237 3077

STRUCTURAL ENGINEERS
ENFRA TME, LLC
BUILDING 2, 1 ALLIED DRIVE, STE 2600
LITTLE ROCK, AR 72202
(501) 666 6776

FOOD SERVICE CONSULTANT
MCKAY-LANE CONSULTING, LTD
1807 DODSON AVE
FT. SMITH, AR 72901
(479) 629 4572

ACOUSTICAL ENGINEERS
ACENTECH
620 W. GERMANTOWN PIKE, STE. 210
PLYMOUTH MEETING PA 19462
(215) 245 8244

PROJECT TITLE

CENTRAL HOUSE & GARDEN

BENTONVILLE, AR

PROJECT NUMBER: 31483

#	ISSUED FOR	DATE
	FINAL CD's	10/2/2026

KEY PLAN

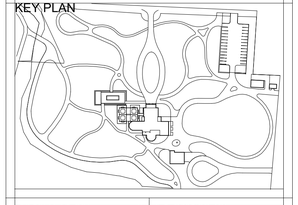

SIGN & SEAL

WITSELL EVANS & RASCO P.A. REGISTERED ARCHITECTS NO C-591 ARKANSAS 10/2/2026

DRAWN BY

CHECKED BY

SHEET TITLE

GARDEN SHED PLANS AND ELEVATIONS

SHEET NUMBER

A903

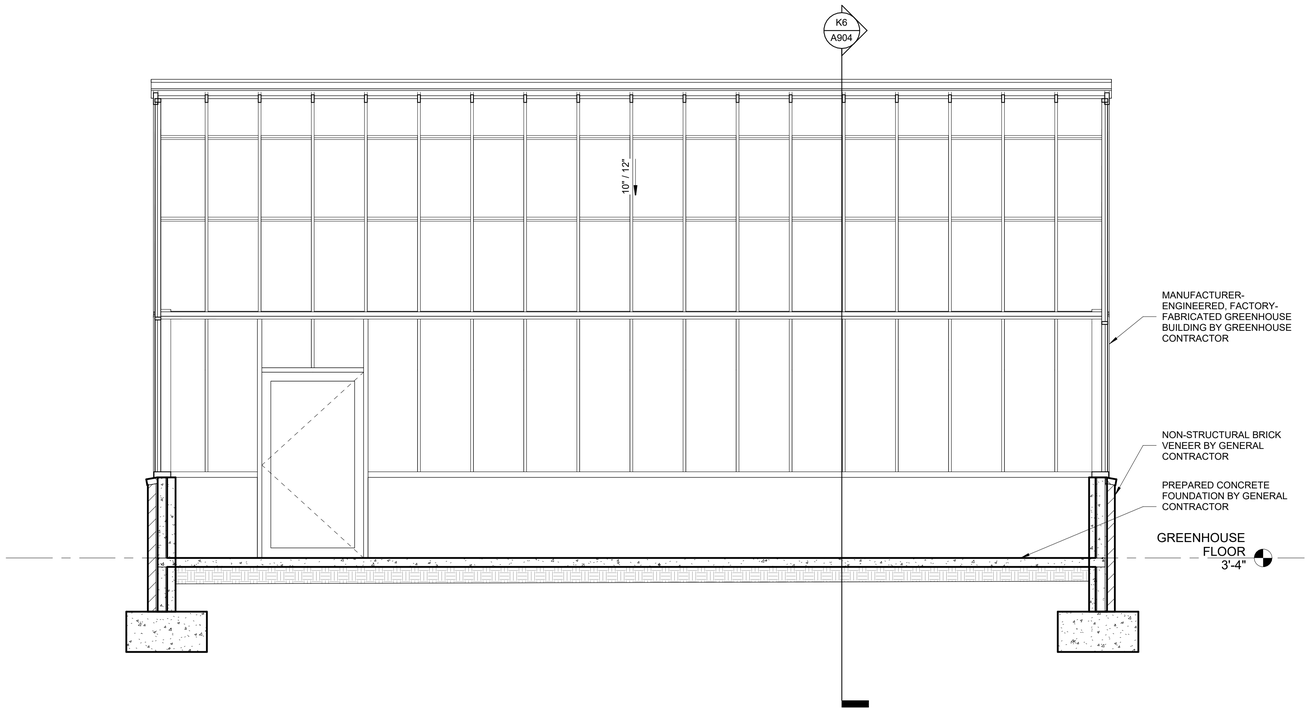

B6 BLDG SECTION - GREENHOUSE LOOKING NORTH
3/8" = 1'-0"

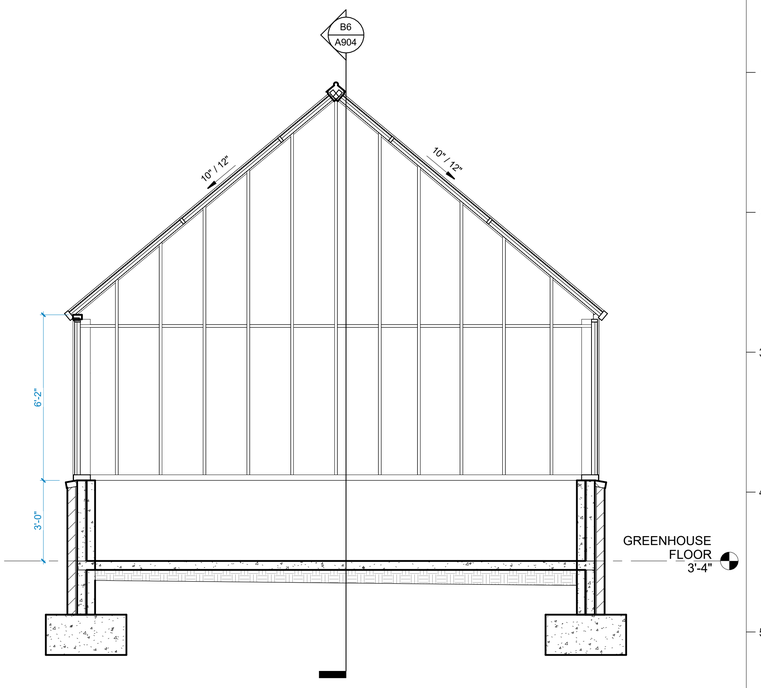

K6 BLDG SECTION - GREENHOUSE LOOKING EAST
3/8" = 1'-0"

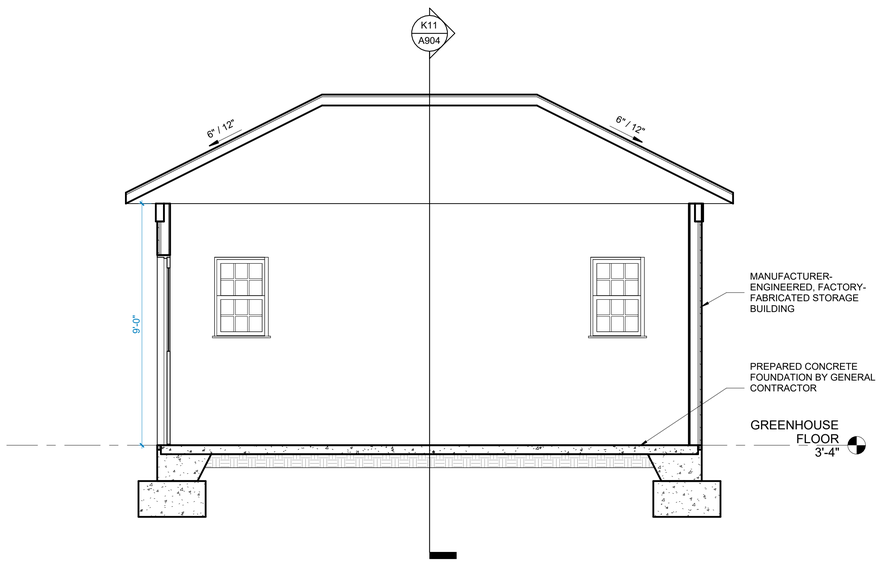

C11 BLDG SECTION - GARDEN SHED LOOKING NORTH
3/8" = 1'-0"

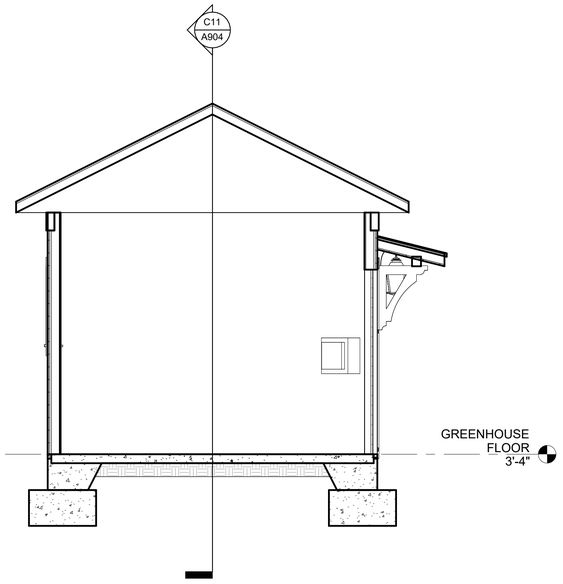

K11 BLDG SECTION - GARDEN SHED LOOKING EAST
3/8" = 1'-0"

Dirtworks
561 SEVENTH AVENUE FLOOR 11
NEW YORK, NY 10018
(212) 589 2263

WER ARCHITECTS
901 WEST THIRD STREET
LITTLE ROCK, AR 72201
(501) 374 5300

CONSULTANTS

CIVIL ENGINEERS
CRAFTON TULL & ASSOCIATES, INC.
901 N. 47TH STREET, SUITE 400
ROGERS, AR 72756
(479) 636 4838

MEP ENGINEERS
INSIGHT ENGINEERING
322 S STATE STREET, STE 201
LITTLE ROCK, AR 72201
(501) 237 3077

STRUCTURAL ENGINEERS
ENFRA TME, LLC
BUILDING 2, 1 ALLIED DRIVE, STE 2600
LITTLE ROCK, AR 72202
(501) 666 6776

FOOD SERVICE CONSULTANT
MCKAY-LANE CONSULTING, LTD
1807 DODSON AVE
FT. SMITH, AR 72901
(479) 629 4572

ACOUSTICAL ENGINEERS
ACENTECH
620 W. GERMANTOWN PIKE, STE. 210
PLYMOUTH MEETING PA 19462
(215) 245 8244

PROJECT TITLE

CENTRAL HOUSE & GARDEN

BENTONVILLE, AR

PROJECT NUMBER: 31483

#	ISSUED FOR	DATE
	FINAL CD's	10/2/2026

KEY PLAN

SIGN & SEAL

WITSELL EVANS & RASCO P.A. REGISTERED ARCHITECTS NO C-45 ARKANSAS

DRAWN BY

CHECKED BY

SHEET TITLE

GREENHOUSE & GARDEN SHED DETAILS AND SCHEDULES

SHEET NUMBER

A904

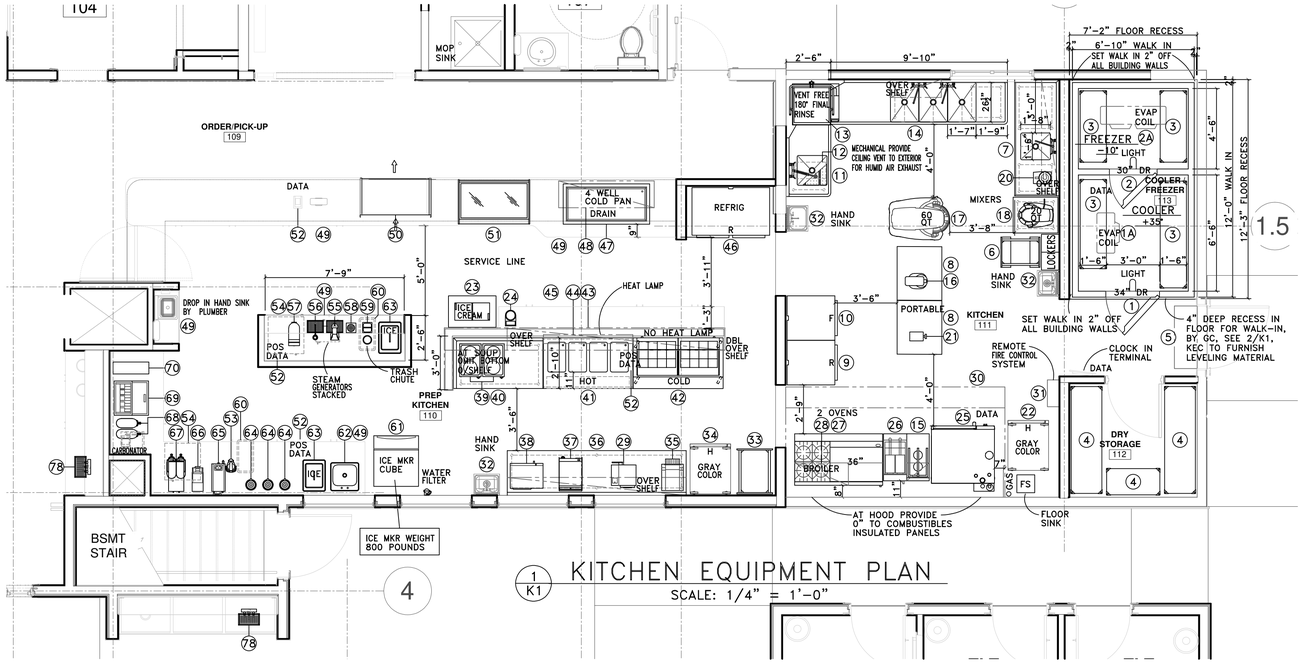

1 K1 KITCHEN EQUIPMENT PLAN

SCALE: 1/4" = 1'-0"

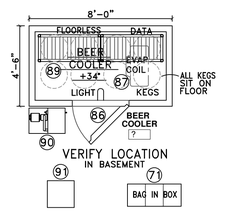

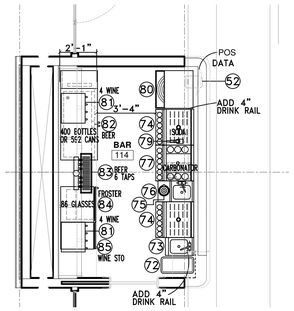

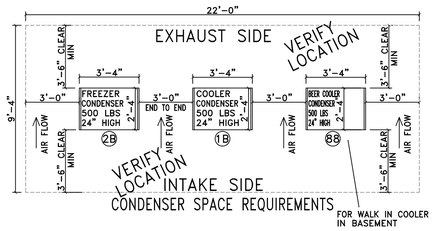

KITCHEN EQUIPMENT LIST

NO	QTY	ITEM	REMARKS
1	1	WALK IN COOLER	RECESSED FLOOR, SEE 3/K1
1A	1	WALK IN COOLER EVAPORATOR COIL	
1B	1	WALK IN COOLER CONDENSER	105° AMBIENT
2	1	WALK IN FREEZER	RECESSED FLOOR, SEE 3/K1
2A	1	WALK IN FREEZER EVAPORATOR COIL	
2B	1	WALK IN FREEZER CONDENSER	105° AMBIENT
3	4	WALK IN SHELVING	
4	3	DRY STORAGE SHELVING	
5	1	AIR CURTAIN	W/ MICRO EYE
6	1	BUN PAN RACK	PORTABLE
7	1	TABLE W/ SINK	W/ OVERSHELF
8	2	TABLE	PORTABLE
9	1	REFRIGERATOR	PORTABLE
10	1	FREEZER	PORTABLE
11	1	SOILED DISHTABLE	W/ PRE RINSE SINK & PRE RINSE FAUCET
12	1	SCRAP COLLECTOR	
13	1	DISHMACHINE, VENT FREE	W/ BUILT IN BOOSTER HEATER
14	1	CLEAN DISHTABLE W/ POT & PAN SINK	
15	1	TABLE W/ HEAT LAMP	
16	1	8 QUART MIXER	
17	1	60 QUART MIXER	
18	1	20 QUART MIXER	W/ PORTABLE STAND
19	–	NOT USED	
20	1	FOOD PROCESSOR	
21	1	CAN OPENER, ELECTRIC	
22	1	HEATER & PROOFER CABINET, GRAY	PORTABLE
23	1	ICE CREAM FREEZER	
24	1	HEATED DIPPER WELL, DROP IN	
25	1	COMBI OVEN	DOUBLE STACK
26	1	FRYER	
27	1	RANGE	W/ RANGE MOUNTED BROILER ITEM 28
28	1	OVERHEAD BROILER, RANGE MOUNTED	RANGE MOUNTED
29	1	COUNTER TOP STEAMER	
30	1	HOOD	BY MECHANICAL CONTRACTOR
31	1	FIRE CONTROL SYSTEM, WALL MTD REMOTE	BY MECHANICAL CONTRACTOR
32	3	HAND SINK W/ END SPLASHES	BY PLUMBING CONTRACTOR
33	1	BREAD RACK	BY VENDOR
34	1	HEATED CABINET, GRAY	PORTABLE
35	1	TOASTER	
36	1	WORK TABLE	
37	1	PANINI GRILL	
38	1	MICROWAVE	
39	2	SOUP HOT WELL, COUNTER TOP	
40	1	TABLE	
41	1	HOT FOOD COUNTER	
42	1	SANDWICH UNIT	
43	1	DOUBLE OVER SHELF	
44	1	HEAT LAMP	
45	1	PICK UP COUNTER W/ STORAGE (WALL)	BY OTHERS
46	1	REFRIGERATOR	
47	1	COLD PAN	
48	1	SNEEZE GUARD	
49	LOT	MILLWORK COUNTER	BY MILLWORK CONTRACTOR
50	1	REFRIGERATED GRAB & GO, FLUSH W/ COUNTER TOP	
51	1	REFRIGERATED PASTRY CASE	
52	LOT	POS SYSTEM	BY OWNER
53	LOT	COFFEE DISPENSER, AIRPOT	
54	2	UNDERCOUNTER REFRIGERATOR	24" WIDE
55	1	ESPRESSO HEAD W/ GENERATOR	
56	1	STEAM HEAD W/ GENERATOR	
57	1	ESPRESSO GRINDER	
58	1	RINSER	
59	1	KNOCK BOX	
60	2	TRASH CAN, SLIM	
61	1	ICE MAKER	W/ BIN & WATER FILTER
62	1	SINK, DROP IN	BY PLUMBING CONTRACTOR
63	2	ICE CHEST, DROP IN	
64	3	BLENDER	FUTURE
65	1	COFFEE BREWER, AIRPOT	
66	1	COFFEE GRINDER	
67	1	TEA BREWER W/ TWO 6" WIDE DISPENSERS	BY VENDOR
68	2	TEA DISPENSER, 6" WIDE	BY VENDOR
69	1	SODA DISPENSER W/ ICE CHEST & CARBONATOR	BY VENDOR
70	1	CUP DISPENSER	
71	1	BAG IN BOX	BY VENDOR, IN BASEMENT
72	1	TRASH CAN, SLIM, BAR	
73	1	HAND SINK, BAR	
74	2	WORK TOP, BAR	
75	1	BLENDER, BAR	FUTURE
76	1	BLENDER STATION W/ DUMP SINK, BAR	
77	1	ICE CHEST, BAR	W/ COLD PLATE
78	2	SPARKLING WATER DISPENSER	
79	1	SODA GUN W/ CARBONATOR, BAR	BY VENDOR
80	1	GLASS WASHER, BAR	
81	1	WINE COOLER, WHITE/RED, BAR	TWO COMPARTMENT
82	2	BEER COOLER, BAR	
83	1	BEER TAP (6) W/ DRIP TROUGH, BAR	
84	1	GLASS CHILLER, BAR	
85	1	WINE COOLER, BAR	TWO COMPARTMENT
86	1	BEER COOLER	IN BASEMENT
87	1	BEER COOLER EVAPORATOR COIL	
88	1	BEER COOLER CONDENSER	
89	2	KEG RACK	
90	1	BEER POWER PACK	
91	1	SPARKLING WATER DISPENSER, COOLING UNIT	IN BASEMENT

NOTE: RECESS MUST BE LEVEL & SMOOTH BEFORE WALK IN CAN BE INSTALLED, BY KEC
KEC SHALL LEVEL & MAKE RECESS 4" DEEP FOR WALK IN INSTALLATION

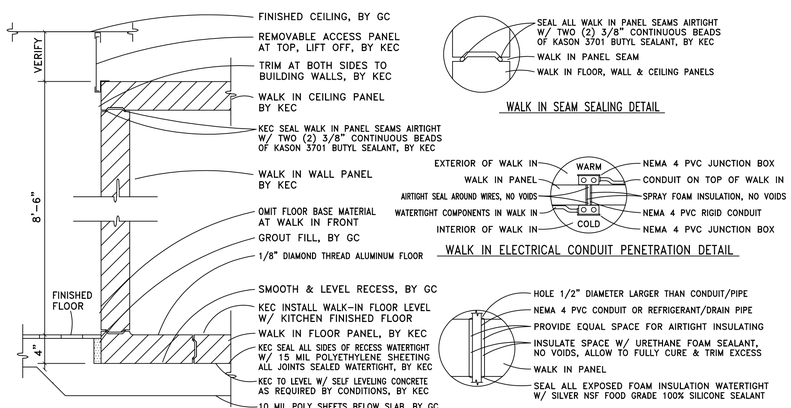

2 K1 WALK-IN DETAIL

SCALE: NONE

WALK IN SEAM SEALING DETAIL

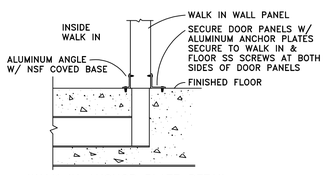

WALK IN ANCHOR PLATE DETAIL

WALK IN ELECTRICAL CONDUIT PENETRATION DETAIL

WALK IN CONDUIT/PIPE SEALING DETAIL

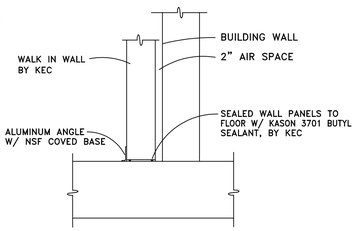

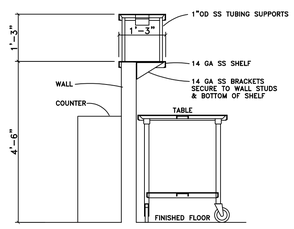

3 K1 SERVING LINE – SECTION

SCALE: NONE

Dirtworks
561 SEVENTH AVENUE FLOOR 11
NEW YORK, NY 10018
(212) 589 2263

WER ARCHITECTS
901 WEST THIRD STREET
LITTLE ROCK, AR 72201
(501) 374 5300

CONSULTANTS

CIVIL ENGINEERS
CRAFTON TULL & ASSOCIATES, INC.
901 N. 47TH STREET, SUITE 400
ROGERS, AR 72756
(479) 636 4838

MEP ENGINEERS
INSIGHT ENGINEERING
322 S STATE STREET, STE 201
LITTLE ROCK, AR 72201
(501) 237 3077

STRUCTURAL ENGINEERS
ENFRA TME, LLC
BUILDING 2, 1 ALLIED DRIVE, STE 2600
LITTLE ROCK, AR 72202
(501) 666 6776

FOOD SERVICE CONSULTANT
MCKAY-LANE CONSULTING, LTD
1807 DODSON AVE
FT. SMITH, AR 72901
(479) 629 4572

ACOUSTICAL ENGINEERS
ACENTECH
620 W. GERMANTOWN PIKE, STE. 210
PLYMOUTH MEETING PA 19462
(215) 245 8244

PROJECT TITLE

CENTRAL HOUSE & GARDEN

BENTONVILLE, AR

PROJECT NUMBER: 31483

#	ISSUED FOR	DATE
	FINAL CD's	10/2/2026

KEY PLAN

SIGN & SEAL

DRAWN BY: VPMII

CHECKED BY: VPMII

SHEET TITLE

KITCHEN & BAR EQUIPMENT PLAN

SHEET NUMBER

K1

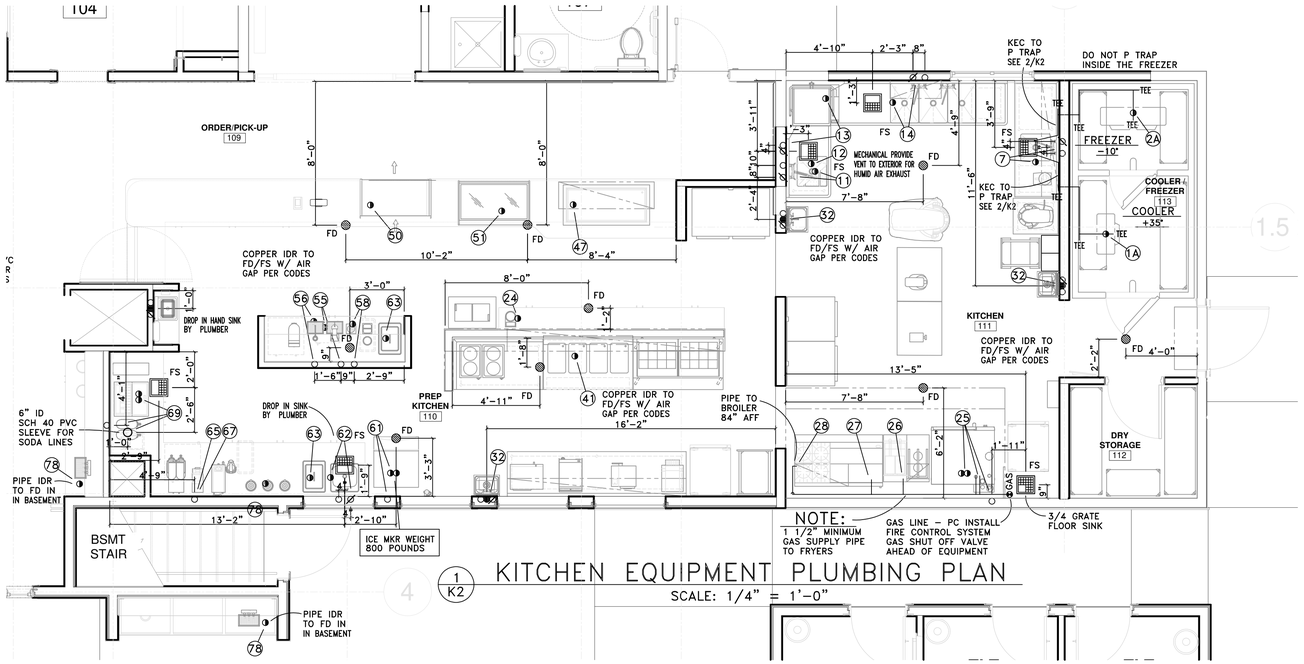

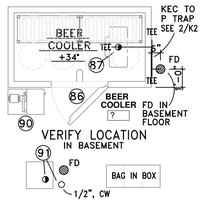

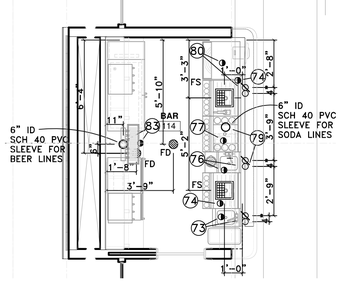

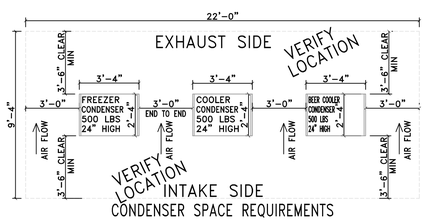

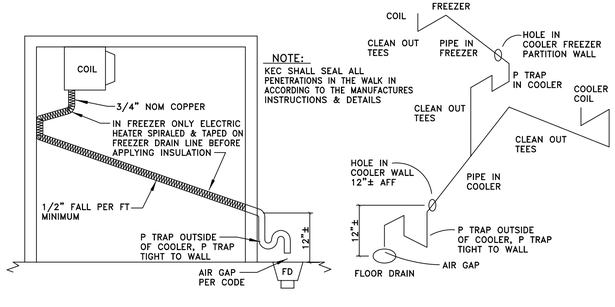

2 K2 WALK IN DRAIN LINE - DETAIL
SCALE: NONE

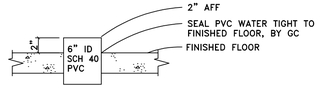

3 K2 BEVERAGE LINE SLEEVE
SCALE: NONE

KITCHEN EQUIPMENT PLUMBING REQUIREMENTS

NO	QTY	ITEM	WATER CW	WATER HW	WATER AFF	DRAIN DR	DRAIN AFF	GAS IDR	GAS SIZE	GAS MBH	REMARKS
1	1	WALK IN COOLER									
1A	1	WALK IN COOLER EVAPORATOR COIL						1"			SEE 2/K2
1B	1	WALK IN COOLER CONDENSER									
2	1	WALK IN FREEZER									
2A	1	WALK IN FREEZER EVAPORATOR COIL						1"			SEE 2/K2
2B	1	WALK IN FREEZER CONDENSER									
3	4	WALK IN SHELVING									
4	3	DRY STORAGE SHELVING									
5	1	AIR CURTAIN									
6	1	BUN PAN RACK									
7	1	TABLE W/ SINK	1/2"	1/2"	16"			2"			BTC - FAUCET - IDR TO FS
8	2	TABLE									
9	1	REFRIGERATOR									
10	1	FREEZER									
11	1	SOILED DISHTABLE	1/2"	1/2"	16"			2"			BTC - FAUCET - IDR TO #12
12	1	SCRAP COLLECTOR						2"			IDR TO FS
13	1	DISHMACHINE, VENT FREE 120° MIN HW - 30 GPH	3/4"	3/4"	16"			2"			BTC - 120° MIN HW - IDR TO FS
14	1	CLEAN DISHTABLE W/ POT & PAN SINK	3/4"	3/4"	16"			2"			BTC - TEE TWO FAUCETS - IDR TO FS
15	1	TABLE W/ HEAT LAMP									
16	1	8 QUART MIXER									
17	1	60 QUART MIXER									
18	1	20 QUART MIXER									
19	-	NOT USED									
20	1	FOOD PROCESSOR									
21	1	CAN OPENER, ELECTRIC									
22	1	HEATER & PROOFER CABINET, GRAY									
23	1	ICE CREAM FREEZER									
24	1	HEATED DIPPER WELL, DROP IN						1"			IDR TO FD
25	1	COMBI OVEN	3/4"		16"			2)2"	3/4"	2)107	BTC - MC INSTALL GAS HOSE
26	1	FRYER							3/4"	80	BTC - MC INSTALL GAS HOSE
27	1	RANGE							1"	238	BTC - MC INSTALL GAS HOSE
28	1	OVERHEAD BROILER, RANGE MOUNTED							3/4"	66	BTC - MC INSTALL GAS HOSE
29	1	COUNTER TOP STEAMER									
30	1	HOOD									BY MECHANICAL CONTRACTOR
31	1	FIRE CONTROL SYSTEM, WALL MTD REMOTE									BY MECHANICAL CONTRACTOR
32	3	HAND SINK W/ END SPLASHES	1/2"	1/2"	16"	2"	18"				BY PLUMBING CONTRACTOR
33	1	BREAD RACK									
34	1	HEATED CABINET, GRAY									
35	1	TOASTER									
36	1	WORK TABLE									
37	1	PANINI GRILL									
38	1	MICROWAVE									
39	2	SOUP HOT WELL, COUNTER TOP									
40	1	TABLE									
41	1	HOT FOOD COUNTER						1"			IDR TO FD
42	1	SANDWICH UNIT									
43	1	DOUBLE OVER SHELF									
44	1	HEAT LAMP									
45	1	PICK UP COUNTER W/ STORAGE (WALL)									
46	1	REFRIGERATOR									
47	1	COLD PAN						1"			IDR TO FD
48	1	SNEEZE GUARD									
49	LOT	MILLWORK COUNTER									
50	1	REFRIGERATED GRAB & GO, FLUSH W/ COUNTER TOP						1"			IDR TO FD
51	1	REFRIGERATED PASTRY CASE						1"			IDR TO FD
52	LOT	POS SYSTEM									
53	LOT	COFFEE DISPENSER, AIRPOT									
54	2	UNDERCOUNTER REFRIGERATOR									
55	1	ESPRESSO HEAD W/ GENERATOR	1/2"		16"			1"			IDR TO FS - CW THRU WATER FILTER
56	1	STEAM HEAD W/ GENERATOR	1/2"		16"			1"			IDR TO FS - CW THRU WATER FILTER
57	1	ESPRESSO GRINDER									
58	1	RINSER	1/2"		16"			1"			IDR TO FS
59	1	KNOCK BOX									
60	2	TRASH CAN, SLIM									
61	1	ICE MAKER	1/2"		72"			2)1"			BTC - CW THRU FILTER - IDR TO FD
62	1	SINK, DROP IN	1/2"	1/2"	16"			2"			BY PLUMBER
63	2	ICE CHEST, DROP IN						1"			IDR TO FS
64	3	BLENDER									
65	1	COFFEE BREWER, AIRPOT	1/2"		16"						BTC - TEE OFF TO TEA BREWER
66	1	COFFEE GRINDER									
67	1	TEA BREWER W/ TWO 6" WIDE DISPENSERS	1/2"		-						FROM COFFEE BREWER
68	2	TEA DISPENSER, 6" WIDE									
69	1	SODA DISPENSER W/ ICE CHEST & CARBONATOR	1/2"		16"			2)1"			BTC - IDR TO FS - 6" SLEEVE FOR SODA LINES
70	1	CUP DISPENSER									
71	1	BAG IN BOX									
72	1	TRASH CAN, SLIM, BAR									
73	1	HAND SINK, BAR	1/2"	1/2"	12"			2"			BTC - FAUCET - IDR TO FS
74	2	WORK TOP, BAR						1"			IDR TO FS
75	1	BLENDER, BAR									
76	1	BLENDER STATION W/ DUMP SINK, BAR	1/2"	1/2"	12"			2"			BTC - FAUCET - IDR TO FS
77	1	ICE CHEST, BAR						1"			IDR TO FS
78	2	SPARKLING WATER DISPENSER						1"			IDR TO FD IN BASEMENT
79	1	SODA GUN W/ CARBONATOR, BAR	1/2"		-						TEE CW FROM SINK - 6" SLEEVE FOR SODA LINES
80	1	GLASS WASHER, BAR	1/2"	1/2"	12"			2"			BTC - IDR TO FS
81	1	WINE COOLER, WHITE/RED, BAR									
82	2	BEER COOLER, BAR									
83	1	BEER TAP (6) W/ DRIP TROUGH, BAR						1"			IDR TO FD - 6" SLEEVE FOR BEER LINES
84	1	GLASS CHILLER, BAR									
85	1	WINE COOLER, BAR									
86	1	BEER COOLER									
87	1	BEER COOLER EVAPORATOR COIL						1"			SEE 2/K2
88	1	BEER COOLER CONDENSER									
89	2	KEG RACK									
90	1	BEER POWER PACK									
91	1	SPARKLING WATER DISPENSER, COOLING UNIT	1/2"		VFY			1"			BTC - PIPE TO TWO #78 WATER DISPENSER

KITCHEN EQUIPMENT PLUMBING GENERAL NOTES

01 MC TO PROVIDE FINAL CONNECTIONS TO ALL KITCHEN EQUIPMENT ITEMS PER LOCAL, STATE, & NATIONAL PLUMBING CODES
02 MC TO VERIFY REQUIREMENTS OF ALL KITCHEN EQUIPMENT ITEMS PROVIDED BY OTHERS AND/OR EXISTING BEFORE ROUGHING IN AND MAKING FINAL CONNECTIONS
03 MC TO FURNISH & INSTALL ALL SHUTOFF VALVES, SHOCK ABSORBERS, SNAP ACTION VALVES, TRIM, TRAPS, ETC REQUIRED FOR FINAL CONNECTION TO OUTLETS
04 MC TO FURNISH, INSTALL & CONNECT ALL WATER, DRAIN, INDIRECT DRAIN LINES, ETC FOR ALL KITCHEN EQUIPMENT ITEMS
05 MC TO FLUSH ALL LINES BEFORE MAKING FINAL CONNECTIONS
06 SEE ARCHITECT DRAWINGS FOR CONTINUATION OF PLUMBING OUTLETS
07 ROUGH IN REQUIREMENTS FOR OTHER ITEMS ARE TO BE SET FORTH BY OTHERS THIS PLAN COVERS ONLY KITCHEN EQUIPMENT ITEMS
08 ALL ROUGH IN MATERIAL SHALL BE RUN UNEXPOSED
09 KEC TO FURNISH & INSTALL 3/4" TYPE "K" COPPER DRAIN LINE FOR WALK-IN COOLER & FREEZER BLOWER COIL - SLOPE DRAIN LINES TO LOWEST POINT - EXIT WALK-IN & EXTEND TO FLOOR SINK - TRAP TO PREVENT AIR FROM BACKING UP IN TO FREEZER & COOLER COMPARTMENT
10 KEC TO FURNISH & INSTALL REFRIGERATION LINES PER SPECIFICATIONS, GC TO PROVIDE & SEAL ALL PENETRATIONS THRU BUILDING ROOF, WALLS, ETC
11 DO NOT CONNECT DISPOSERS TO GREASE TRAP
12 MC TO INSTALL ALL HAND SINKS & MOP SINKS
13 MECHANICAL ENGINEER TO DETERMINE GAS FEEDER SIZE FROM METER AND DELIVER 5.0" W.C. PRESSURE AT SERVICE FOR KITCHEN EQUIPMENT.

PLUMBING LEGEND

○	CW	COLD WATER
⌀	HW	HOT WATER
⊕	G	GAS
●	DR	DRAIN
◑	IDR	INDIRECT DRAIN, MC EXTEND TO FD/FS
◎	FD	FLOOR DRAIN
⊙	FFD	FUNNEL FLOOR DRAIN
▦	FS	FLOOR SINK W/ GRATE TOP SIZE SHOWN
	AFF	ABOVE FINISHED FLOOR
	BTC	BRANCH TO CONNECTION
	DFA	DROP FROM ABOVE
	KEC	KITCHEN EQUIPMENT CONTRACTOR
	MBH	000'S BRITISH THERMAL UNIT PER HOUR
	MC	MECHANICAL CONTRACTOR
	PC	PLUMBING CONTRACTOR
	SV	SOLENOID VALVE
	GT	GREASE TRAP

Dirtworks
561 SEVENTH AVENUE FLOOR 11
NEW YORK, NY 10018
(212) 589 2263

WER ARCHITECTS
901 WEST THIRD STREET
LITTLE ROCK, AR 72201
(501) 374 5300

CONSULTANTS

CIVIL ENGINEERS
CRAFTON TULL & ASSOCIATES, INC.
901 N. 47TH STREET, SUITE 400
ROGERS, AR 72756
(479) 636 4838

MEP ENGINEERS
INSIGHT ENGINEERING
322 S STATE STREET, STE 201
LITTLE ROCK, AR 72201
(501) 237 3077

STRUCTURAL ENGINEERS
ENFRA TME, LLC
BUILDING 2, 1 ALLIED DRIVE, STE 2600
LITTLE ROCK, AR 72202
(501) 666 6776

FOOD SERVICE CONSULTANT
MCKAY-LANE CONSULTING, LTD
1807 DODSON AVE
FT. SMITH, AR 72901
(479) 629 4572

ACOUSTICAL ENGINEERS
ACENTECH
620 W. GERMANTOWN PIKE, STE. 210
PLYMOUTH MEETING PA 19462
(215) 245 8244

PROJECT TITLE

CENTRAL HOUSE & GARDEN
BENTONVILLE, AR

PROJECT NUMBER: 31483

#	ISSUED FOR	DATE
	FINAL CD's	10/2/2026

KEY PLAN

SIGN & SEAL

DRAWN BY: VPMII

CHECKED BY: VPMII

SHEET TITLE

KITCHEN & BAR EQUIPMENT PLUMBING PLAN

SHEET NUMBER

K2

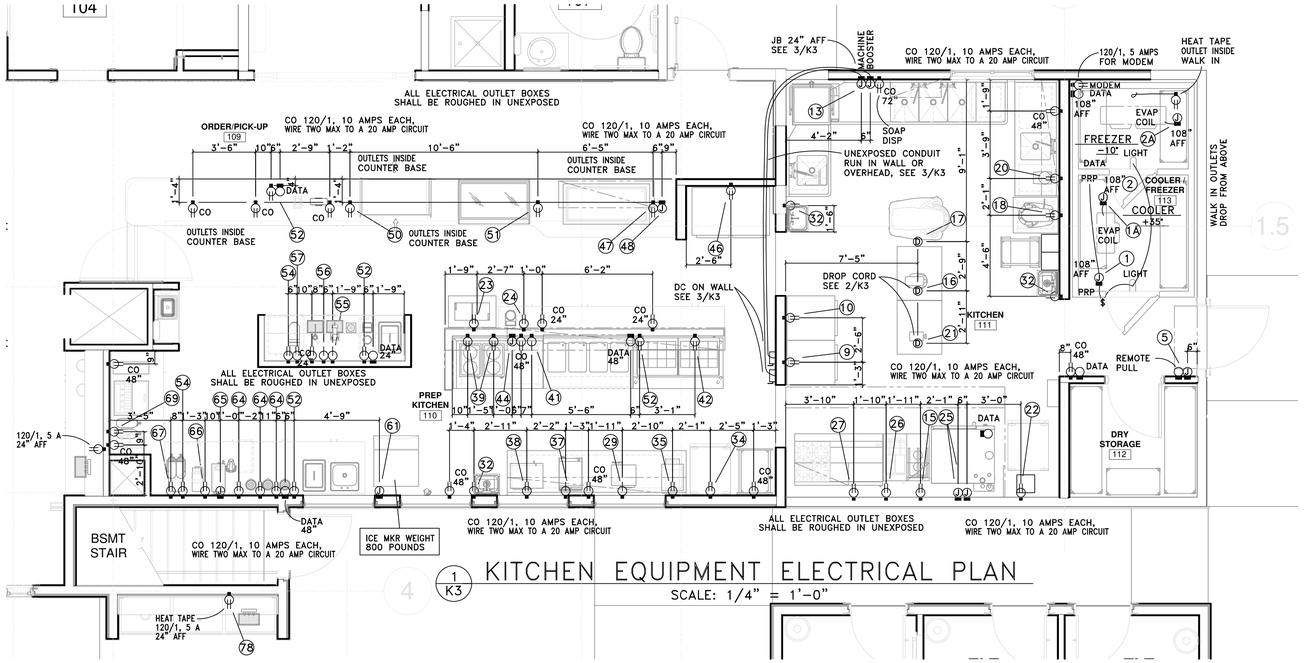

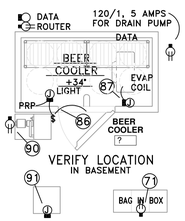

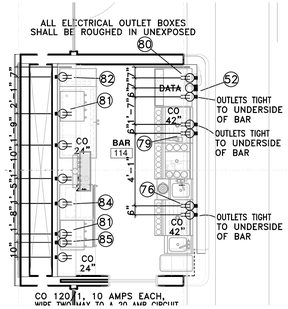

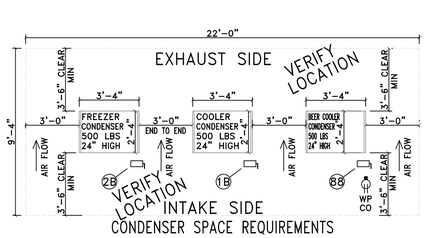

KITCHEN EQUIPMENT ELECTRICAL REQUIREMENTS

NO	QTY	ITEM	VOLTAGE/PHASE	LOAD	AFF	REMARKS
1	1	WALK IN COOLER	120/1	6 A	108"	BTC – DOOR HTR, PRP & LIGHTS
1A	1	WALK IN COOLER EVAPORATOR COIL	120/1	2 A	108"	BTC
1B	1	WALK IN COOLER CONDENSER	208/1	10 A	VFY	BTC – 20 MOPD
2	1	WALK IN FREEZER	120/1	6 A	108"	BTC – DOOR HTR, PRP & LIGHTS
2A	1	WALK IN FREEZER EVAPORATOR COIL	208/1	11 A	108"	BTC
2B	1	WALK IN FREEZER CONDENSER	208/1	20 A	VFY	BTC – 35 MOPD
3	4	WALK IN SHELVING				
4	3	DRY STORAGE SHELVING				
5	1	AIR CURTAIN	120/1	6 A	90"	BTC – EC WIRE TO MICRO SWITCH
6	1	BUN PAN RACK				
7	1	TABLE W/ SINK				
8	2	TABLE				
9	1	REFRIGERATOR	120/1	4 A	48"	CORD & PLUG
10	1	FREEZER	120/1	7 A	48"	CORD & PLUG
11	1	SOILED DISHTABLE				
12	1	SCRAP COLLECTOR				
13	1	DISHMACHINE, VENT FREE TWO OUTLETS	208/1; MACHINE 208/1; BOOSTER	40 A 44 A	24"	BTC – SEE 3/K3 – TWO OUTLETS
14	1	CLEAN DISHTABLE W/ POT & PAN SINK				
15	1	TABLE W/ HEAT LAMP	120/1	8 A	48"	CORD & PLUG
16	1	8 QUART MIXER	120/1	8 A	66"	CORD & PLUG – SEE 2/K3
17	1	60 QUART MIXER	208/1	18 A	66"	BTC – SEE 2/K3
18	1	20 QUART MIXER	120/1	8 A	48"	CORD & PLUG
19	–	NOT USED				
20	1	FOOD PROCESSOR	120/1	8 A	48"	CORD & PLUG
21	1	CAN OPENER, ELECTRIC	120/1	8 A	66"	CORD & PLUG – SEE 2/K3
22	1	HEATER & PROOFER CABINET, GRAY	120/1	16 A	48"	CORD & PLUG
23	1	ICE CREAM FREEZER	120/1	5 A	24"	CORD & PLUG
24	1	HEATED DIPPER WELL, DROP IN	120/1	1 A	24"	CORD & PLUG
25	1	COMBI OVEN	TWO 208/1	2)5 A	24"	CORD & PLUG
26	1	FRYER	120/1	16 A	24"	CORD & PLUG
27	1	RANGE	120/1	5 A	24"	CORD & PLUG
28	1	OVERHEAD BROILER, RANGE MOUNTED				
29	1	COUNTER TOP STEAMER	208/1	16 A	48"	CORD & PLUG
30	1	HOOD				BY MECHANICAL CONTRACTOR
31	1	FIRE CONTROL SYSTEM, WALL MTD REMOTE				BY MECHANICAL CONTRACTOR
32	3	HAND SINK W/ END SPLASHES	120/1	5 A	24"	BY PLUMBING CONTRACTOR
33	1	BREAD RACK				
34	1	HEATED CABINET, GRAY	120/1	16 A	48"	CORD & PLUG
35	1	TOASTER	120/1	16 A	48"	CORD & PLUG
36	1	WORK TABLE				
37	1	PANINI GRILL	208/1	22 A	48"	CORD & PLUG
38	1	MICROWAVE	120/1	16 A	48"	CORD & PLUG
39	2	SOUP HOT WELL, COUNTER TOP	TWO 120/1	10 A	48"	CORD & PLUG
40	1	TABLE				
41	1	HOT FOOD COUNTER	208/1	25 A	24"	CORD & PLUG
42	1	SANDWICH UNIT	120/1	7 A	24"	CORD & PLUG
43	1	DOUBLE OVER SHELF				
44	1	HEAT LAMP	120/1	15 A	48"	BTC
45	1	PICK UP COUNTER W/ STORAGE (WALL)				
46	1	REFRIGERATOR	120/1	4 A	48"	CORD & PLUG
47	1	COLD PAN	120/1	7 A	24"	CORD & PLUG – OUTLET IN MILLWORK CABINET BASE
48	1	SNEEZE GUARD	120/1	2 A	24"	CORD & PLUG – OUTLET IN MILLWORK CABINET BASE
49	LOT	MILLWORK COUNTER				
50	1	REFRIGERATED GRAB & GO, FLUSH W/ COUNTER TOP	120/1	10 A	24"	CORD & PLUG – OUTLET IN MILLWORK CABINET BASE
51	1	REFRIGERATED PASTRY CASE	120/1	13 A	24"	CORD & PLUG – OUTLET IN MILLWORK CABINET BASE
52	LOT	POS SYSTEM				BY OWNER – EC FURNISH ELECTRICAL & DATA OUTLETS
53	LOT	COFFEE DISPENSER, AIRPOT				
54	2	UNDERCOUNTER REFRIGERATOR	120/1	2 A	24"	CORD & PLUG
55	1	ESPRESSO HEAD W/ GENERATOR	208/1	20 A	24"	CORD & PLUG
56	1	STEAM HEAD W/ GENERATOR	208/1	20 A	24"	CORD & PLUG
57	1	ESPRESSO GRINDER	120/1	16 A	24"	CORD & PLUG
58	1	RINSER				
59	1	KNOCK BOX				
60	2	TRASH CAN, SLIM				
61	1	ICE MAKER	120/1	12 A	80"	BTC
62	1	SINK, DROP IN				
63	2	ICE CHEST, DROP IN				
64	3	BLENDER	120/1	16 A	48"	CORD & PLUG
65	1	COFFEE BREWER, AIRPOT	120/208/1	15 A	48"	BTC
66	1	COFFEE GRINDER	120/1	16 A	48"	CORD & PLUG
67	1	TEA BREWER W/ TWO 6" WIDE DISPENSERS	120/1	16 A	48"	CORD & PLUG
68	2	TEA DISPENSER, 6" WIDE				
69	1	SODA DISPENSER W/ ICE CHEST & CARBONATOR	120/1	16 A	24"	CORD & PLUG – FOR SODA DISP & CARBONATOR
70	1	CUP DISPENSER				
71	1	BAG IN BOX	120/1	16 A	VFY	
72	1	TRASH CAN, SLIM, BAR				
73	1	HAND SINK, BAR				
74	2	WORK TOP, BAR				
75	1	BLENDER, BAR				POWER FROM BLENDER STATION
76	1	BLENDER STATION W/ DUMP SINK, BAR	120/1	16 A	12"	CORD & PLUG
77	1	ICE CHEST, BAR				
78	2	SPARKLING WATER DISPENSER	120/1	5 A	24"	CORD & PLUG – FOR OUTDOOR UNIT HEAT TAPE
79	1	SODA GUN W/ CARBONATOR, BAR	120/1	16 A	12"	CORD & PLUG – FOR SODA GUN & CARBONATOR
80	1	GLASS WASHER, BAR	120/1	15 A	12"	BTC
81	1	WINE COOLER, WHITE/RED, BAR	120/1	3 A	24"	CORD & PLUG
82	2	BEER COOLER, BAR	120/1	3 A	24"	CORD & PLUG
83	1	BEER TAP (6) W/ DRIP TROUGH, BAR				
84	1	GLASS CHILLER, BAR	120/1	3 A	24"	CORD & PLUG
85	1	WINE COOLER, BAR	120/1	3 A	24"	CORD & PLUG
86	1	BEER COOLER	120/1	6 A	VFY	BTC – DOOR HTR, PRP & LIGHTS
87	1	BEER COOLER EVAPORATOR COIL	120/1	2 A	VFY	BTC
88	1	BEER COOLER CONDENSER	208/1	10 A	VFY	BTC – 20 MOPD
89	2	KEG RACK				
90	1	BEER POWER PACK	120/1	16 A	VFY	CORD & PLUG
91	1	SPARKLING WATER DISPENSER, COOLING UNIT	208/1	505 W	VFY	BTC

CO ALL 120/1, 10 AMPS EACH, WIRE TWO MAX TO A 20 AMP CIRCUIT

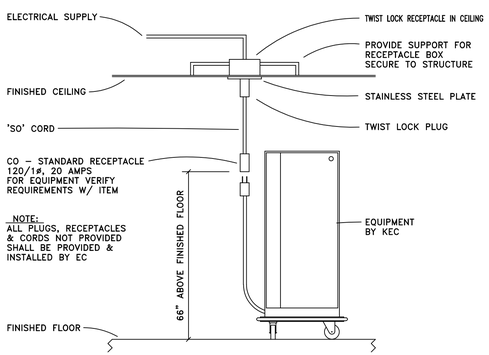

2 K3 DROP CORD – DETAIL
SCALE: NONE

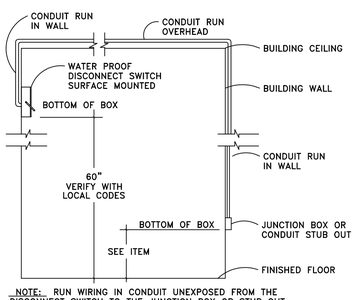

3 K3 DS TO JB DETAIL
SCALE: NONE

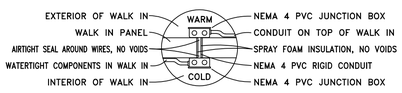

WALK IN ELECTRICAL CONDUIT PENETRATION DETAIL

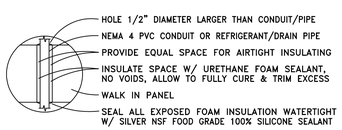

WALK IN CONDUIT/PIPE SEALING DETAIL

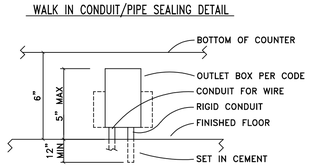

4 K3 STUB UP – DETAIL
SCALE: NONE

KITCHEN EQUIPMENT ELECTRICAL GENERAL NOTES

01 EC TO PROVIDE FINAL CONNECTIONS TO ALL KITCHEN EQUIPMENT ITEMS PER LOCAL, STATE AND NATIONAL ELECTRICAL AND BUILDING CODES
02 EC TO VERIFY REQUIREMENTS OF ALL KITCHEN EQUIPMENT ITEMS PROVIDED BY OTHERS AND/OR EXISTING BEFORE ROUGHING IN AND MAKING FINAL CONNECTIONS
03 EC TO SIZE ALL CONDUIT, JUNCTION BOXES, PULL BOXES, AND DISCONNECT SWITCHES PER LOCAL, STATE AND NATIONAL ELECTRICAL AND BUILDING CODES
04 EC TO FURNISH AND INSTALL ALL MAGNETIC STARTERS, THERMAL OVERLOAD PROTECTION CONTACTORS AND DISCONNECT SWITCHES ON ALL MOTORS AND ELEMENTS PER LOCAL, STATE AND NATIONAL ELECTRICAL AND BUILDING CODES
05 EC TO WIRE, FURNISH AND INSTALL CONDUIT TO RECEPTACLE JUNCTION BOX AND/OR DISCONNECT SWITCH PRE MOUNTED ON KITCHEN EQUIPMENT
06 EC TO FURNISH AND INSTALL ALL CORDS AND PLUGS NOT SUPPLIED WITH KITCHEN EQUIPMENT, CORDS NOT TO TOUCH THE FLOOR
07 EC TO INTER CONNECT ALL FIELD AND CONTROL WIRING
08 SEE ARCHITECTURAL DRAWINGS FOR CONTINUATION ELECTRICAL OF OUTLETS
09 ALL WIRING, CONDUIT, JUNCTION BOXES, RECEPTACLES AND DISCONNECT SWITCHES IN DISH WASHING AREA AND/OR INSIDE WALK-IN COOLER/FREEZER TO BE WATER PROOF
10 ROUGH IN REQUIREMENTS FOR OTHER ITEMS ARE TO BE SET FORTH BY OTHERS, THIS PLAN COVERS ONLY KITCHEN EQUIPMENT
11 ALL ROUGH IN MATERIAL SHALL BE RUN UNEXPOSED
12 LOADS SHOWN ARE KITCHEN EQUIPMENT LOADS ONLY
13 EC TO FURNISH AND INSTALL SHUNT TRIP BREAKERS REQUIRED FOR THE SHUTOFF OF POWER TO COOKING EQUIPMENT AND INNER WIRE WITH THE FIRE CONTROL SYSTEM
14 EC TO INNER CONNECT FIRE CONTROL SYSTEM WITH BUILDING ALARM SYSTEM
15 EC TO FURNISH AND INSTALL ALL CONTROL WIRING FOR FANS, WALK-INS, DISPOSERS, ETC

ELECTRICAL LEGEND

	DR	DUPLEX RECEPTACLE
	SR	SINGLE PURPOSE RECEPTACLE
	FR	FLUSH FLOOR RECEPTACLE
	JB	JUNCTION BOX
●	CS	CONDUIT STUB FOR DIRECT CONNECTION
	DS	DISCONNECT SWITCH
	LF	LIGHT FIXTURE
	DC	DROP CORD
$	SW	SWITCH
	AFF	ABOVE FINISHED FLOOR
	A	AMPS
	BTC	BRANCH TO CONNECTION
	CO	CONVENIENCE OUTLET – 16 A
	DFA	DROP FROM ABOVE
	EC	ELECTRICAL CONTRACTOR
	HP	HORSE POWER
	KEC	KITCHEN EQUIPMENT CONTRACTOR
	W	WATTS
	PRP	PRESSURE RELIEF PORT
	SV	SOLENOID VALVE

Dirtworks
561 SEVENTH AVENUE FLOOR 11
NEW YORK, NY 10018
(212) 589 2263

WER ARCHITECTS
901 WEST THIRD STREET
LITTLE ROCK, AR 72201
(501) 374 5300

CONSULTANTS

CIVIL ENGINEERS
CRAFTON TULL & ASSOCIATES, INC.
901 N. 47TH STREET, SUITE 400
ROGERS, AR 72756
(479) 636 4838

MEP ENGINEERS
INSIGHT ENGINEERING
322 S STATE STREET, STE 201
LITTLE ROCK, AR 72201
(501) 237 3077

STRUCTURAL ENGINEERS
ENFRA TME, LLC
BUILDING 2, 1 ALLIED DRIVE, STE 2600
LITTLE ROCK, AR 72202
(501) 666 6776

FOOD SERVICE CONSULTANT
MCKAY-LANE CONSULTING, LTD
1807 DODSON AVE
FT. SMITH, AR 72901
(479) 629 4572

ACOUSTICAL ENGINEERS
ACENTECH
620 W. GERMANTOWN PIKE, STE. 210
PLYMOUTH MEETING PA 19462
(215) 245 8244

PROJECT TITLE

CENTRAL HOUSE & GARDEN
BENTONVILLE, AR

PROJECT NUMBER: 31483

#	ISSUED FOR	DATE
	FINAL CD's	10/2/2026

KEY PLAN

SIGN & SEAL

DRAWN BY
VPMII

CHECKED BY
VPMII

SHEET TITLE
KITCHEN & BAR EQUIPMENT ELECTRICAL PLAN

SHEET NUMBER
K3

STRUCTURAL DESIGN CRITERIA

PER INTERNATIONAL BUILDING CODE **(IBC 2021)**

1. SEISMIC DESIGN:
   RISK CATEGORY: II
   IMPORTANCE FACTOR:
   MAPPED SPECTRAL RESPONSE ACCELERATIONS: S_S = 0.153, S_1 = 0.089
   SITE CLASS: C
   SPECTRAL RESPONSE COEFFICIENTS: S_{DS} = 0.133, S_{D1} = 0.089
   SEISMIC DESIGN CATEGORY: B
   BASIC SEISMIC FORCE RESISTING SYSTEM:
   - LIGHT FRAME WOOD WALLS SHEATHED WITH WOOD STRUCTURAL PANELS FOR SHEAR RESISTANCE
   - ORDINARY CONCRETE REINFORCED SHEAR WALLS

   SEISMIC BASE SHEAR: V = 11 KIPS
   SEISMIC RESPONSE COEFFICIENTS: C_S = 0.033
   RESPONSE MODIFICATION FACTOR: R = 4.0, Cd = 4.0
   ANALYSIS PROCEDURE: EQUIVALENT LATERAL FORCE PROCEDURE (ELFP)

2. SNOW LOAD
   GROUND SNOW LOAD: P_g = 15.0 PSF (ASCE 7)
   EXPOSURE COEFFICIENT, C_e = 1.2
   THERMAL FACTOR, C_t = 1.0
   IMPORTANCE FACTOR FOR SNOW, I = 1.0
   ROOF SLOPE FACTOR, C_s = 1.0
   FLAT ROOF SNOW LOAD, P_f = 12.6 PSF

3. WIND LOAD
   DESIGN ULTIMATE WIND SPEED: 107 MPH
   RISK CATEGORY: II
   EXPOSURE CATEGORY: C
   INTERNAL PRESSURE COEFFICIENTS: GCpi = ±0.18
   VELOCITY PRESSURE: q_h = 23.9 PSF

   COMPONENTS AND CLADDING DESIGN WIND PRESSURES

ROOF UPLIFT	
ZONE[2]	GROSS UPLIFT[3,4] (PSF)
1	-30.6
2	-33.0
3	-52.2

   1. NET UPLIFT DOES NOT INCLUDE SELF-WT OF JOISTS.
   2. REFERENCE ASCE 7 FOR SPECIFIC ZONE LOCATIONS AND EXTENTS.
   3. RELIABLE ROOF DEAD LOAD: DL = 10 PSF (TO BE USED FOR ROOF WIND UPLIFT CALCULATIONS ONLY.)
   4. BASED ON EFFECTIVE AREA OF 100 SQ FT.

WALL PRESSURES	
ZONE[2]	NET PRESSURE[4] (PSF)
4	-26.4
5	-29.4

4. FLOOR LOADS:

   NEW CONSTRUCTION
   DEAD LOAD:
   SLAB/METAL DECK: 45 PSF
   MECH/ELEC: 10 PSF
   MISC: 10 PSF

   LIVE LOAD:
   DINING: 100 PSF
   KITCHEN: 100 PSF

   EXISTING CONSTRUCTION
   DEAD LOAD: 15 PSF

   LIVE LOAD: 40 PSF

5. ROOF LOADS
   NEW CONSTRUCTION:
   DEAD LOAD:
   DECKING: 3 PSF
   MECH/ELEC: 10 PSF
   CEILING: 2 PSF

   LIVE LOAD (ROOF): 20 PSF (UNREDUCIBLE)
   MECHANICAL ROOF AREA: 80 PSF (UNREDUCIBLE)

6. DESIGN SOIL CRITERIA AS FOLLOWS:
   THE FOUNDATION FOR THIS STRUCTURE HAS BEEN DESIGNED BASED UPON THE RECOMMENDATIONS OF THE SOIL AND FOUNDATION INVESTIGATION FOR THIS SITE BY BUILDING & EARTH OF SPRINGDALE, AR (479.756.1555). REPORT IS DATED FOR MAY 8TH, 2026 (PROJECT NO. BV260045).

   PER THE REPORT: BASED ON VISUAL CLASSIFICATION, LEAN TO FAT CLAYS AND FAT CLAYS (CL-CH & CH) SOILS ARE PRESENT ACROSS PORTIONS OF THE SITE. THESE MATERIALS WERE ENCOUNTERED AT DEPTHS AS SHALLOW AS THE BOTTOM OF TOPSOIL. WE RECOMMEND THAT THESE SOILS ARE MAINTAINED AT LEAST 3 FEET BELOW FINISHED SUBGRADE FOR THE BUILDING AREA AND 1 FOOT BELOW FINISHED SUBGRADE (BOTTOM OF BASE LAYER) FOR THE PAVEMENT AREAS. THE UNDERCUTTING SHOULD EXTEND AT LEAST 5 FEET HORIZONTALLY OUTSIDE THE BUILDING FOOTPRINT AND 3 FEET OUTSIDE THE EDGE OF PAVEMENTS. THE UNDERCUT MATERIAL SHOULD BE REPLACED WITH STRUCTURAL FILL MEETING THE REQUIREMENTS OUTLINED IN THE STRUCTURAL FILL SECTION OF THE GEOTECHNICAL REPORT.

   FOUNDATION DESIGN IS BASED ON SHALLOW FOUNDATIONS DESIGNED AND CONSTRUCTED AS RECOMMENDED ABOVE CAN BE DESIGNED USING A MAXIMUM NET ALLOWABLE BEARING CAPACITY OF 2,500 PSF.

LEGEND

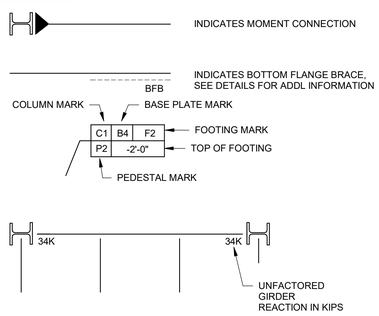

GENERAL INFORMATION

1. ALL COLUMNS SHALL BE CENTERED ON GRID LINES UNLESS NOTED OTHERWISE.
2. ALL COLUMN FOOTINGS SHALL BE CENTERED ON COLUMNS UNLESS NOTED OTHERWISE.
3. ALL WALL FOOTINGS SHALL BE CENTERED ON WALLS UNLESS NOTED OTHERWISE.
4. UNLESS OTHERWISE NOTED OR DETAILED, CONCRETE PADS FOR MECHANICAL EQUIPMENT SHALL BE 4" THICK (MINIMUM) AND REINFORCED WITH #3 @ 12" OC EACH WAY CENTERED.
5. SUBSTITUTION OF EXPANSION OR ADHESIVE ANCHORS FOR EMBEDDED ANCHORS SHALL NOT BE PERMITTED UNLESS SPECIFICALLY APPROVED IN WRITING BY THE STRUCTURAL ENGINEER OF RECORD PRIOR TO PLACING OF CONCRETE CONTAINING THE ANCHORS.
6. BACKFILL BOTH SIDES OF ALL FOUNDATION AND RETAINING WALLS EQUALLY UNTIL LOW SIDE IS UP TO FINISH GRADE. DO NOT BACKFILL ANY WALLS UNTIL CONCRETE HAS REACHED ITS SPECIFIED 28-DAY COMPRESSIVE STRENGTH.
7. PERMANENT STABILITY OF THE BUILDING AND COMPONENTS IS NOT PROVIDED UNTIL THE ERECTION IS COMPLETED AS SHOWN ON THE CONTRACT DRAWINGS. PER SECT 7.10.3 OF AISC CODE OF STANDARD PRACTICE FOR BUILDINGS AND BRIDGES MARCH 18, 2005, "TEMPORARY SUPPORTS, SUCH AS TEMPORARY GUYS, BRACES, FALSEWORK, CRIBBING OR OTHER ELEMENTS REQUIRED FOR THE ERECTION OPERATION WILL BE DETERMINED, FURNISHED AND INSTALLED BY THE ERECTOR."
8. WEIGHTS OF MECHANICAL EQUIPMENT SHOWN ON THE STRUCTURAL PLANS ARE FOR UNITS SPECIFIED BY THE MECHANICAL ENGINEER. CONTRACTOR SHALL VERIFY WEIGHTS AND ANY SUBSTITUTIONS THAT RESULT IN INCREASED WEIGHT SHALL BE APPROVED BY THE STRUCTURAL ENGINEER OF RECORD.
9. THE CONTRACTOR SHALL INSURE THAT NO CONSTRUCTION LOAD EXCEEDS THE DESIGN LIVE LOADS INDICATED ON THE STRUCTURAL DRAWINGS AND THAT THESE LOADS ARE NOT PLACED ON THE STRUCTURAL MEMBERS PRIOR TO THE TIME THAT ALL FRAMING MEMBERS AND THEIR CONNECTIONS ARE IN PLACE.
10. THE SIZE AND LOCATION OF EQUIPMENT PADS AND PENETRATIONS THROUGH THE STRUCTURE FOR MECHANICAL, ELECTRICAL, AND PLUMBING WORK SHALL BE VERIFIED BY THE CONTRACTOR. OPENINGS AND PENETRATIONS NOT SPECIFICALLY SHOWN ON THE STRUCTURAL DRAWINGS SHALL BE SUBJECT TO APPROVAL BY THE STRUCTURAL ENGINEER OF RECORD.
11. REFER TO ARCHITECTURAL DRAWINGS FOR ADDITIONAL INFORMATION TO BE COORDINATED WITH THE STRUCTURAL DRAWINGS.
12. ISOLATE THE SIDES AND TOP OF ANCHORED VENEER FROM THE STRUCTURE SO THAT LATERAL SEISMIC FORCES RESISTED BY THE STRUCTURE ARE NOT IMPARTED TO THE VENEER. SEE ARCHITECTURAL PLANS AND SPECIFICATION FOR JOINTS IN THE VENEER AND ATTACHMENTS TO THE WALLS.
13. PRIOR TO FABRICATION AND/OR ERECTION OF ANY MATERIALS, THE CONTRACTOR SHALL FIELD VERIFY ALL PERTINENT EXISTING DIMENSIONS, ELEVATIONS, AND CONDITIONS AND SHALL REPORT ANY DISCREPANCIES TO THE STRUCTURAL ENGINEER OF RECORD OR THE ARCHITECT IMMEDIATELY UPON DISCOVERY.
14. WATERSTOPS SHALL BE WATERSTOP-RX VOLCLAY BY AMERICAN COLLOID COMPANY OR EQUIVALENT UNLESS NOTED OTHWISE WATERSTOPS TO BE LOCATED SUCH THAT A 3" MINIMUM COVER IS MAINTAINED.
15. EXPANSION JOINT FILLER SHALL BE NON-EXTRUDING PREMOLDED MATERIAL COMPOSED OF FIBERBOARD IMPREGNATED WITH ASPHALT CONFORMING TO THE REQUIREMENTS OF ASTM D1751 UNLESS NOTED OTHERWISE.
16. THE PREPARATION OF THE SUBGRADE INCLUDING ALL PROOF-ROLLING AND UNDERCUTTING AND THE SELECTION, PLACEMENT, COMPACTION AND TESTING OF ALL FILL MATERIAL SHALL BE IN STRICT ACCORDANCE WITH THE RECOMMENDATIONS OF THE GEOTECHNICAL REPORT FOR THIS PROJECT.
17. THE GENERAL CONTRACTOR SHALL VERIFY THE SITE CONDITIONS INCLUDING UNDERGROUND UTILITIES BEFORE STARTING WORK AND SHALL NOTIFY THE STRUCTURAL ENGINEER OF RECORD OF ANY CONDITIONS ENCOUNTERED CONTRADICTORY TO THOSE SHOWN ON THE STRUCTURAL CONTRACT DOCUMENTS.
18. THE GENERAL CONTRACTOR SHALL COORDINATE THE ARCHITECTURAL, MECHANICAL, ELECTRICAL, PLUMBING AND CIVIL WORK WITH THE STRUCTURAL CONTRACT DOCUMENTS AND SHALL REPORT ANY DISPUTED DISCREPANCIES OR OMISSIONS TO THE ARCHITECT IMMEDIATELY. THE STRUCTURAL CONTRACT DOCUMENTS DO NOT INCLUDE SHOP DRAWINGS, VENDOR DRAWINGS NOR ANY MATERIAL PREPARED AND SUBMITTED BY THE CONTRACTOR OR SUBCONTRACTORS.
19. REFERENCE TO STANDARD SPECIFICATIONS OF ANY TECHNICAL SOCIETY, ORGANIZATION OR ASSOCIATION OR TO CODES OF LOCAL OR STATE AUTHORITIES SHALL MEAN THE LATEST STANDARD, CODE SPECIFICATION OR TENTATIVE SPECIFICATION ADOPTED AND PUBLISHED AT THE DATE OF TAKING BIDS UNLESS SPECIFICALLY STATED OTHERWISE.
20. SEE ARCHITECTURAL DRAWINGS FOR EXACT THICKNESS AND NUMBER OF LAYERS OF INTERIOR AND EXTERIOR SHEATHING, INSULATION, FLASHING, EXTERIOR FINISHES, WINDOW WALL SYSTEMS, ROOFING, EXPANSION JOINT COVERS, ETC. STRUCTURAL DRAWINGS DO NOT NECESSARILY DEPICT EXACT CONDITIONS OF NON-STRUCTURAL ELEMENTS.
21. FOR DIMENSIONS NOT SHOWN ON THE STRUCTURAL CONTRACT DOCUMENTS, SEE THE ARCHITECTURAL DRAWINGS.THE CONTRACTOR SHALL REVIEW THE STRUCTURAL DRAWINGS FOR SECTIONS AND DETAILS THAT ARE LABELED AS "TYPICAL" AND ARE NOT NECESSARILY REFERENCED ON THE STRUCTURAL PLANS WHERE THEY APPLY.
22. SEE ARCHITECTURAL DRAWINGS FOR EXACT PATTERN OF BRICK VENEER (I.E. RUNNING BOND, SOLDIER COURSES, ETC.) AT ALL LOCATIONS AND FOR THE TYPE OF MORTAR JOINT (I.E. FLUSH, RAKED, ETC.) ALSO, SEE ARCHITECTURAL DRAWINGS FOR EXACT SIZE, TYPE AND DETAILING OF STOREFRONT, CURTAIN WALL, INSULATION, FLASHING, ETC.
23. PROVIDE A VERTICAL BRICK CONTROL JOINT BETWEEN BRICK SUPPORTED BY STEEL FRAMING AND BRICK SUPPORTED DIRECTLY BY FOUNDATIONS.

EXISTING CONSTRUCTION

1. BEFORE FABRICATION AND ERECTION OF ANY MATERIALS, FIELD VERIFY ALL EXISTING ELEVATIONS, DIMENSIONS, AND CONDITIONS AS SHOWN ON THE DRAWINGS AND REPORT ANY DISCREPANICIES TO THE ARCHITECT & ENGINEER OF RECORD AT ONCE.

SUBMITTAL PROCEDURES

1. TRANSMIT SUBMITTALS SUFFICIENTLY IN ADVANCE OF RELATED CONSTRUCTION ACTIVITIES TO AVOID UNNECESSARY DELAY. THE STRUCTURAL ENGINEER OF RECORD MAY WITHHOLD ACTION ON A SUBMITTAL REQUIRING COORDINATION WITH OTHER SUBMITTALS UNTIL ALL RELATED SUBMITTALS ARE RECEIVED.
2. SUBMIT DIGITAL COPIES THROUGH THE ARCHITECT FOR THE "SHOP DRAWINGS" REVIEW.
3. CONTRACTOR SHALL COMPLY WITH DIVISION ONE SECTION - "SUBMITTALS"
4. NO REPRODUCTIONS OF THE CONSTRUCTION DOCUMENTS ARE ACCEPTABLE FOR USE AS SHOP DRAWINGS.
5. ACTION STAMP: THE STRUCTURAL ENGINEER OF RECORD WILL STAMP EACH SUBMITTAL WITH A UNIFORM ACTION STAMP TO INDICATE THE ACTION TAKEN IN ONE OF FOUR OPTIONS LISTED BELOW:

APPROVED . . . . . WORK COVERED BY THE SUBMITTAL COMPLIES WITH THE REQUIREMENTS OF THE CONTRACT DOCUMENTS.

APPROVED AS NOTED. . . . . WORK COVERED BY THE SUBMITTAL MAY PROCEED PROVIDED IT COMPLIES WITH NOTATIONS OR CORRECTIONS ON THE SUBMITTAL AND REQUIREMENTS OF THE CONTRACT DOCUMENTS

REVISE AND RESUBMIT . . . . . WORK COVERED BY THE SUBMITTAL DOES NOT COMPLY WITH THE REQUIREMENTS OF THE CONTRACT DOCUMENTS AND MUST BE CHANGED TO COMPLY AND RESUBMIT THE ENTIRE SUBMITTAL.

REJECTED . . . . . WORK COVERED BY THE SUBMITTAL IS TOTALLY UNACCEPTABLE AND MAY NOT PROCEED.

FOUNDATION NOTES

1. REFER TO "DESIGN SOIL CRITERIA" UNDER "STRUCTURAL DESIGN CRITERIA" IN THESE GENERAL NOTES FOR BEARING VALUES AND REFERENCED GEOTECHNICAL REPORT.
2. ALL SOIL PREPARATION SHALL BE IN ACCORDANCE WITH THE RECOMMENDATIONS GIVEN IN THE REFERENCED GEOTECHNICAL REPORT.
3. UNLESS NOTED OTHERWISE IN THE GEOTECHNICAL REPORT STRIP AREA OF ALL GRAVEL, SURFACE VEGETATION, TOPSOIL, AND ANY DEBRIS. REMOVE ALL EXISTING STRUCTURES, FOUNDATIONS, AND BELOW GRADE SITE FEATURES. AFTER STRIPPING AND MAKING REQUIRED CUTS, EXPOSED SUBGRADE SHOULD BE PROOF ROLLED WITH A 25 TON TANDEM-AXLE DUMP TRUCK. OVER EXCAVATE AND STABILIZE ANY SOFT OR UNSTABLE AREAS DISCOVERED BY PROOF ROLLING.
4. THE GEOTECHNICAL ENGINEER SHALL BE PRESENT DURING PROOF ROLLING AND SHALL INSPECT THE SUBGRADE PRIOR TO ANY FILL OPERATIONS. ALL COMPACTED FILL SHALL BE CONTINUOUSLY INSPECTED BY THE OWNER'S SELECTED INDEPENDENT TESTING LABORATORY.
5. IF THE SOIL AT THE BEARING ELEVATIONS SHOWN IS OF QUESTIONABLE BEARING VALUE, THE STRUCTURAL ENGINEER OF RECORD OR ARCHITECT SHALL BE NOTIFIED IMMEDIATELY.
6. UNLESS NOTED OTHERWISE IN THE GEOTECHNICAL REPORT WHERE FILL MATERIAL IS REQUIRED OVER IN-SITU SUBGRADE, SCARIFY SUBGRADE TO A MINIMUM DEPTH OF 9" AND ADJUST MOISTURE CONTENT TO EQUAL OPTIMUM MOISTURE CONTENT. COMPACT SCARIFIED SUBGRADE USING THE SAME REQUIREMENTS LISTED BELOW FOR COMPACTED STRUCTURAL FILL.
7. ALL FILL MATERIAL UNDER STRUCTURE SHALL COMPLY WITH REQUIREMENTS STATED IN GEOTECHNICAL REPORT UNLESS SPECIFICALLY NOTED OTHERWISE. AS A MINIMUM, ALL FILL MATERIAL UNDER STRUCTURE SHALL BE SANDY CLAY OR CLAYEY SAND EXHIBITING A LIQUID LIMIT LESS THAN 35. FILL MATERIAL SHALL BE PLACED IN LOOSE LIFTS NOT TO EXCEED 8" AND COMPACTED TO A DENSITY OF NOT LESS THAN 95% OF MODIFIEDPROCTOR MAXIMUM DRY DENSITY (ASTM D-1557) AT OR SLIGHTLY WET OF OPTIMUM MOISTURE CONTENT. IN PLACE MOISTURE AND DENSITY OF EACH LIFT SHALL BE DETERMINED BY IN-SITU FIELD TESTS PRIOR TO PLACING ADDITIONAL FILL.
8. AFTER FOOTING EXCAVATIONS ARE COMPLETED AND BEFORE PLACING CONCRETE, THE EXCAVATED AREAS SHALL BE INSPECTED AND APPROVED BY THE OWNER'S SELECTED INDEPENDENT TESTING LABORATORY.
9. PROVIDE A MINIMUM OF A 4" CLEAN FREE DRAINING GRANULAR SUB-BASE FILL BELOW ALL INTERIOR SLABS-ON-GRADE UNLESS NOTED OR DETAILED OTHERWISE. SUB-BASE SHALL MEET GRADATION REQUIREMENTS OF ASTM C-33 SIZE NO. 67 UNLESS SPECIFICALLY NOTED OTHERWISE.
10. A 15-MIL MINIMUM POLYETHYLENE FILM VAPOR RETARDER, MEETING THE REQUIREMENTS IN THE SPECIFICATIONS, SHALL BE PLACED BELOW ALL INTERIOR SLABS-ON-GRADE UNLESS SPECIFICALLY NOTED OTHERWISE.

CAST-IN-PLACE CONCRETE NOTES

1. CONCRETE DESIGN AND DETAILING SHALL CONFORM TO THE REQUIREMENTS OF ACI 318 AND ACI 301, LATEST EDITIONS.
2. MINIMUM ULTIMATE COMPRESSIVE STRENGTH OF CONCRETE AT 28 DAYS SHALL BE AS FOLLOWS UNLESS NOTED OTHERWISE:
   A. CONTINUOUS FOOTINGS, SPREAD FOOTINGS ----- 4000 PSI
   B. SLAB-ON-GRADE ----- 3000 PSI
   C. EXTERIOR AIR-ENTRAINED SLAB-ON-GRADE ----- 4000 PSI
   D. FOUNDATION WALLS ----- 4000 PSI
   E. CONCRETE PEDESTALS/PILASTERS ----- 4000 PSI
   F. GRADE BEAMS ----- 4000 PSI
   G. ELEVATED SLABS ON METAL DECK ----- 4000 PSI
3. ALL REINFORCING STEEL SHALL BE ASTM A615 GRADE 60 NEW AND DEFORMED. SEE LAP SCHEDULE, UNLESS NOTED OR DETAILED OTHERWISE.
4. CONTRACTOR SHALL PROVIDE REINFORCING SHOP DRAWINGS WHICH ADEQUATELY DEPICT THE REINFORCING BAR SIZES AND PLACEMENT. WRITTEN DESCRIPTION OF REINFORCEMENT WITHOUT ADEQUATE SECTIONS, ELEVATIONS AND DETAILS IS NOT ACCEPTABLE.
5. SUBMIT WRITTEN REPORTS OF EACH PROPOSED MIX DESIGN FOR EACH CLASS OF CONCRETE WITH CONCRETE CYLINDER TEST RESULTS AT LEAST 15 DAYS PRIOR TO START OF WORK.
6. ALL CONCRETE THAT WILL BE EXPOSED TO THE WEATHER SHALL HAVE 3% TO 5% AIR ENTRAINMENT.
7. ARRANGEMENT & BENDING OF REINFORCING STEEL SHALL BE IN ACCORDANCE WITH ACI DETALING MANUAL LATEST EDITION.
8. REINFORCING STEEL SHALL BE NEW & ALL BARS SHALL BE DEFORMED.
9. PROVIDE SUITABLE WIRE SPACERS, CHAIRS, TIES, ETC. FOR SUPPORTING REINFORCING STEEL IN THE PROPER POSITION WHILE PLACING CONCRETE. DO NOT "WET STICK" DOWELS.
10. ALL WELDED WIRE REINFORCING SHALL BE LAPPED A MIN OF 6" AT THE SIDES AND ENDS.
11. MINIMUM CONCRETE PROTECTIVE COVERING FOR REINFORCEMENT AT SURFACES NOT EXPOSED DIRECTLY TO WEATHER OR GROUND SHALL BE 3/4" FOR SLABS, JOISTS, AND WALLS AND 1 1/2" FOR BEAM STIRRUPS, COLUMN TIES, OR SPIRALS UNO.
12. MINIMUM CONCRETE PROTECTIVE COVERING FOR REINFORCEMENT AT SURFACES WHICH WILL BE EXPOSED TO THE WEATHER OR BE IN CONTACT WITH THE GROUND SHALL BE 2" FOR BARS LARGER THAN #5 & 1 1/2" FOR #5 OR SMALLER BARS UNO. PROVIDE 3" COVER BELOW AND AT ENDS OF FOOTING BARS UNO.
13. LOCATIONS AND SIZES OF OPENINGS, SLEEVES, ETC. REQUIRED FOR OTHER TRADES MUST BE VERIFIED BY THESE TRADES BEFORE PLACING CONCRETE.
14. ALL SLOTS, SLEEVES, TRENCHES, AND OTHER EMBEDDED ITEMS SHALL BE SET AND SECURED AGAINST MOVEMENT BEFORE THE CONCRETE IS PLACED. SEE ARCHITECTURAL, ELECTRICAL, MECHANICAL, PLUMBING, AND VENDOR DRAWINGS FOR SIZES AND LOCATIONS. COORDINATE LOCATIONS, SPACINGS, AND SIZES WITH THE STRUCTURAL ENGINEER OF RECORD PRIOR TO PLACING CONCRETE.
15. AS PART OF THE SUBMITTAL PROCESS, THE ELECTRICAL AND MECHANICAL CONTRACTOR(S) SHALL SUBMIT A PROPOSED ROUTING PLAN FOR ALL PIPES, CONDUITS, OR OTHER DEVICES TO BE EMBEDDED IN THE CONCRETE. THE SUBMITTAL SHALL SHOW SPECIFIC SIZES AND LOCATIONS OF ALL PROPOSED EMBED ITEMS REFERENCING PROXIMITY TO BEAM, COLUMN, AND SLAB EDGES. NO ITEMS SHALL BE ALLOWED TO BE EMBEDDED IN THE CONCRETE WITHOUT PRIOR WRITTEN APPROVAL FROM THE STRUCTURAL ENGINEER OF RECORD.
16. CONDUITS & PIPES EMBEDDED IN CONCRETE SLABS MAY BE NO LARGER THAN 1/3 THE SLAB THICKNESS (BASED ON THE MAXIMUM OUTSIDE DIAMETER) AND SHALL HAVE A CENTER-TO-CENTER SPACING NO LESS THAN THREE (3) CONDUIT DIAMETERS REGARDLESS OF DIAMETER. THE MINIMUM CLEAR SPACING BETWEEN CONDUITS OR REINFORCING SHALL BE 1".
17. NO MORE THAN FOUR CONDUITS MAY BE PLACED ADJACENT TO EACH OTHER WITHOUT PRIOR APPROVAL IN WRITING FROM THE STRUCTURAL ENGINEER OF RECORD.
18. NO ALUMINUM CONDUITS, DEVICES, OR FIXTURES MAY BE EMBEDDED INTO THE CONCRETE SO THAT THE ALUMINUM IS IN DIRECT CONTACT WITH THE CONCRETE.
19. CORNER BARS SHALL BE PROVIDED FOR ALL HORIZONTAL REINFORCING BARS AT THE INTERSECTIONS AND CORNERS OF ALL STRIP FOOTINGS, BEAMS, AND WALLS UNLESS NOTED OTHERWISE. CORNER BARS SHALL BE OF THE SAME SIZE AND GRADE AS THE HORIZONTAL REINFORCING THEY CONNECT. MINIMUM LAP LENGTHS SHALL BE AS INDICATED IN THE CORNER BAR DETAIL UNLESS NOTED OTHERWISE.
20. FOR SLAB-ON-GRADE PROVIDE SAW-CUT CONTROL JOINTS AT INTERVALS OF 15'-0" OC MAX ACROSS THE WIDTH OF THE SLAB. REFER TO STRUCTURAL DRAWINGS FOR TYPICAL CONTROL JOINT LAYOUT AND DETAILS.
21. SAW-CUTS SHALL BE MADE AS SOON AS THE CONCRETE CAN SUPPORT THE SAW WITHOUT DAMAGING THE SURFACE (EIGHT (8) HOURS MAX FROM THE START OF THE CONCRETE PLACEMENT).
22. ALL STRUCTURAL CONCRETE EXPOSED TO VIEW TO BE SMOOTH FORMED FINISHED WITH 3/4" CHAMFERS AT ALL EXPOSED EDGES.

CONCRETE HOOK DEVELOPMENT LENGTHS

BAR SIZE	f 'c = 5000	f 'c = 4000	f 'c = 3000
#11	24"	27"	31"
#10	22"	24"	28"
#9	19"	22"	25"
#8	17"	19"	22"
#7	15"	17"	19"
#6	13"	15"	17"
#5	11"	12"	14"
#4	9"	10"	11"

* TABULATED VALUES ARE BASED ON GRADE 60 REINFORCING BARS AND NORMAL-WEIGHT CONCRETE.

ADHESIVE SET ANCHORS, REINFORCING BARS, & DOWEL NOTES

1. USE HILTI'S HY270 SYSTEM, DEWALT'S AC100+ GOLD SYSTEM OR APPROVED EQUAL FOR ATTACHMENT TO HOLLOW AND GROUT-FILLED MASONRY UNITS.
2. USE HILTI'S HY200 SYSTEM, DEWALT'S AC200+ SYSTEM OR APPROVED EQUAL FOR ATTACHMENT INTO SOLID SURFACES ONLY. (E.G. SOLID CONCRETE)
3. FOR REBAR AND DOWEL EMBEDMENT, USE HY200 ADHESIVE, DEWALT'S AC200+ SYSTEM OR APPROVED EQUAL AS NOTED ABOVE.
4. USE HILTI'S THREADED RODS OR APPROVED EQUAL UNLESS SPECIFICALLY NOTED OTHERWISE. SUBSTITUTION OF A-36 ALL-THREAD ROD WILL **NOT** BE ALLOWED. RODS ANCHORING INTO UNREINFORCED MASONRY SHALL BE BENT AT 22 1/2° ANGLE UNO.
5. WHERE BASE MATERIAL IS HOLLOW BLOCK, BRICK OR OTHER MATERIAL CONTAINING POCKETS OR VOIDS, A SCREEN TUBE, PER MANUFACTURERS RECOMMENDATIONS, SHALL BE EMPLOYED IN THE SYSTEM.
6. FOLLOW MANUFACTURERS REQUIREMENTS FOR MINIMUM DEPTH OF BASE MATERIAL, MINIMUM EDGE DISTANCES, AND MINIMUM BOLT/BAR SPACING.
7. UNLESS SPECIFIED OTHERWISE, ANCHORS SHALL BE EMBEDDED IN THE APPROPRIATE SUBSTRATE WITH A MINIMUM EMBEDMENT OF 8 TIMES THE NOMINAL ANCHOR DIAMETER OR THE EMBEDMENT DEPTH REQUIRED TO SUPPORT THE INTENDED LOAD.
8. POST-INSTALLED ANCHORS SHALL ONLY BE USED WHERE SPECIFIED ON THE CONSTRUCTION DOCUMENTS. THE CONTRACTOR SHALL OBTAIN APPROVAL FROM THE ENGINEER-OF-RECORD PRIOR TO INSTALLING POST-INSTALLED ANCHORS IN PLACE OF MISSING OR MISPLACED CAST-IN-PLACE ANCHORS. CARE SHALL BE TAKEN IN PLACING POST-INSTALLED ANCHORS TO AVOID CONFLICTS WITH EXISTING REINFORCING. HOLES SHALL BE DRILLED AND CLEANED IN ACCORDANCE WITH THE MANUFACTURER'S WRITTEN INSTRUCTIONS. SUBSTITUTION REQUESTS FOR PRODUCTS OTHER THAN THOSE SPECIFIED BELOW SHALL BE SUBMITTED BY THE CONTRACTOR TO THE ENGINEER-OF-RECORD ALONG WITH CALCULATIONS THAT ARE PREPARED & SEALED BY A REGISTERED PROFESSIONAL ENGINEER. THE CALCULATIONS SHALL DEMONSTRATE THAT THE SUBSTITUTED PRODUCT IS CAPABLE OF ACHIEVING THE PERTINENT EQUIVALENT PERFORMANCE VALUES (MINIMUM) OF THE SPECIFIED PRODUCT USING THE APPROPRIATE DESIGN PROCEDURE AND/OR STANDARD(S) AS REQUIRED BY THE BUILDING CODE. PROVIDE CONTINUOUS SPECIAL INSPECTION FOR ALL ADHESIVES AND MECHANICAL ANCHORS PER THE PRODUCT'S APPLICABLE ICC-ES OR IAPMO-ES EVALUATION REPORT (ICC-ES ESR). CONTACT MANUFACTURER'S REPRESENTATIVE FOR THE INITIAL TRAINING AND INSTALLATION OF ANCHORS AND FOR PRODUCT RELATED QUESTIONS AND AVAILABILITY.

A. CONCRETE ANCHORS
   I. MECHANICAL ANCHORS SHALL HAVE BEEN TESTED AND QUALIFIED FOR USE IN ACCORDANCE WITH ACI 355.2 AND ICC-ES AC193 FOR CRACKED AND UNCRACKED CONCRETE RECOGNITION.
   II. ADHESIVE ANCHORS SHALL HAVE BEEN TESTED AND QUALIFIED FOR USE IN ACCORDANCE WITH ACI 355.4 AND ICC-ES AC308 FOR CRACKED AND UNCRACKED CONCRETE RECOGNITION.

B. MASONRY ANCHORS
   I. ANCHORAGE TO SOLID-GROUTED CONCRETE MASONR
      - MECHANICAL ANCHORS SHALL HAVE BEEN TESTED AND QUALIFIED FOR USE IN ACCORDANCE WITH ICC-ES AC01 OR AC106.
      - ADHESIVE ANCHORS SHALL HAVE BEEN TESTED AND QUALIFIED FOR USE IN ACCORDANCE WITH ICC-ES AC58.
   II. ANCHORAGE TO HOLLOW CONCRETE MASONRY/UNREINFORCED CLAY BRICK MASONRY
      - MECHANICAL ANCHORS SHALL HAVE BEEN TESTED AND QUALIFIED IN ACCORDANCE WITH ICC-ES AC106
      - ADHESIVE ANCHORS WITH SCREEN TUBES SHALL BE TESTED AND QUALIFIED IN ACCORDANCE WITH ICC-ES AC58 OR AC60, AS APPROPRIATE.

CONCRETE LAP SPLICE SCHEDULE

BAR SIZE	f 'c = 5000		f 'c = 4000		f 'c = 3000	
	TOP BARS*	OTHER BARS	TOP BARS*	OTHER BARS	TOP BARS*	OTHER BARS
#11	101"	78"	113"	87"	131"	101"
#10	91"	70"	102"	79"	118"	91"
#9	81"	63"	91"	70"	105"	81"
#8	72"	55"	80"	62"	93"	72"
#7	63"	49"	70"	54"	81"	63"
#6	43"	33"	48"	37"	56"	43"
#5	36"	28"	40"	31"	47"	36"
#4	29"	22"	32"	25"	37"	29"

* LAP SPLICE LENGTHS ARE TYP UNLESS DETAILED OR NOTED OTHERWISE.

Dirtworks
561 SEVENTH AVENUE FLOOR 11
NEW YORK, NY 10018
(212) 589 2263

WER ARCHITECTS
901 WEST THIRD STREET
LITTLE ROCK, AR 72201
(501) 374 5300

CONSULTANTS

CIVIL ENGINEERS
CRAFTON TULL & ASSOCIATES, INC.
901 N. 47TH STREET, SUITE 400
ROGERS, AR 72756
(479) 636 4838

MEP ENGINEERS
INSIGHT ENGINEERING
322 S STATE STREET, STE 201
LITTLE ROCK, AR 72201
(501) 237 3077

STRUCTURAL ENGINEERS
ENFRA TME, LLC
BUILDING 2, 1 ALLIED DRIVE, STE 2600
LITTLE ROCK, AR 72202
(501) 666 6776

FOOD SERVICE CONSULTANT
MCKAY-LANE CONSULTING, LTD
1807 DODSON AVE
FT. SMITH, AR 72901
(479) 629 4572

ACOUSTICAL ENGINEERS
ACENTECH
620 W. GERMANTOWN PIKE, STE. 210
PLYMOUTH MEETING PA 19462
(215) 245 8244

PROJECT TITLE

CENTRAL HOUSE & GARDEN

BENTONVILLE, AR

PROJECT NUMBER: 31483

#	ISSUED FOR	DATE
	FINAL CD's	10/2/26

KEY PLAN

SIGN & SEAL

SHEET TITLE

DESIGN CRITERIA & GENERAL NOTES

SHEET NUMBER

S001

SPECIAL INSPECTION ITEMS

1. SPECIAL INSPECTION SHALL BE PROVIDED BY THE OWNER ACCORDING TO SECTION 1704 OF **IBC 2021**. THE APPROVED SPECIAL INSPECTOR SHALL DEMONSTRATE COMPETENCE FOR INSPECTION OF THE PARTICULAR TYPE OF CONSTRUCTION OR OPERATION REQUIRING SPECIAL INSPECTION. THE SPECIAL INSPECTOR SHALL SEND REPORTS TO THE OWNER, THE BUILDING OFFICIAL, THE ARCHITECT, THE STRUCTURAL ENGINEER OF RECORD, AND THE CONTRACTOR. THE SPECIAL INSPECTOR SHALL BRING NON-CONFORMING ITEMS TO THE IMMEDIATE ATTENTION OF THE CONTRACTOR AND NOTE ALL SUCH ITEMS IN THE REPORTS. ANY UNRESOLVED ITEM ABOUT TO BE COVERED BY THE WORK SHALL BE BROUGHT TO THE ATTENTION OF THE OWNER'S CONSTRUCTION MANGER AS WELL AS THE ARCHITECT AND STRUCTURAL ENGINEER OF RECORD. THE SPECIAL INSPECTOR SHALL SUBMIT A FINAL SIGNED REPORT STATING WHETHER OR NOT THE WORK REQUIRING SPECIAL INSPECTION WAS, TO THE BEST OF THE INSPECTOR'S KNOWLEDGE, IN CONFORMANCE WITH THE APPROVED PLANS AND SPECIFICATIONS. THE CONTRACTOR IS RESPONSIBLE FOR NOTIFYING THE SPECIAL INSPECTION AGENCY REGARDING INDIVIDUAL INSPECTIONS FOR ITEMS LISTED ON THE SCHEDULE AND AS NOTED ON THE BUILDING DEPARTMENT APPROVED PLANS. ADEQUATE NOTICE AND ACCESS TO APPROVED PLANS SHALL BE PROVIDED SO THAT THE SPECIAL INSPECTOR HAS TIME TO BECOME FAMILIAR WITH THE PROJECT.
2. THIS SECTION INCLUDES ADMINISTRATIVE AND PROCEDURAL REQUIREMENTS NECESSARY FOR COMPLIANCE WITH THE INTERNATIONAL BUILDING CODE, CHAPTER 17, STRUCTURAL TESTS AND SPECIAL INSPECTIONS.
3. THE OWNER WILL ENGAGE ONE OR MORE QUALIFIED SPECIAL INSPECTORS AND/OR TESTING AGENCIES TO CONDUCT STRUCTURAL TESTS AND SPECIAL INSPECTIONS SPECIFIED IN THE SPECIFICATION AND RELATED SECTIONS AND AS MAYBE SPECIFIED IN OTHER DIVISIONS OF THESE SPECIFICATIONS.
4. STRUCTURAL TESTING AND SPECIAL INSPECTION SERVICES ARE REQUIRED TO VERIFY COMPLIANCE WITH REQUIREMENTS SPECIFIED OR INDICATED. THESE SERVICES DO NOT RELIEVE CONTRACTOR OF RESPONSIBILITY FOR COMPLIANCE WITH OTHER CONSTRUCTION DOCUMENT REQUIREMENTS.
   A. SPECIFIC QUALITY-ASSURANCE AND -CONTROL REQUIREMENTS FOR INDIVIDUAL CONSTRUCTION ACTIVITIES ARE SPECIFIED IN THE SECTIONS THAT SPECIFY THOSE ACTIVITIES. REQUIREMENTS IN THOSE SECTIONS MAY ALSO COVER PRODUCTION OF STANDARD PRODUCTS.
   B. SPECIFIED TESTS, INSPECTIONS, AND RELATED ACTIONS DO NOT LIMIT CONTRACTOR'S OTHER QUALITY ASSURANCE AND -CONTROL PROCEDURES THAT FACILITATE COMPLIANCE WITH THE CONSTRUCTION DOCUMENT REQUIREMENTS.
   C. REQUIREMENTS FOR CONTRACTOR TO PROVIDE QUALITY - ASSURANCE AND - CONTROL SERVICES REQUIRED BY ENGINEER, OWNER, OR AUTHORITIES HAVING JURISDICTION ARE NOT LIMITED BY PROVISIONS OF THIS SECTION.
5. EARTHWORK (PER SECTION 1705.6).
6. PILE FOUNDATIONS (PER SECTION 1705.7).
7. PIER FOUNDATIONS (PER SECTION 1705.8).
8. CONCRETE PLACEMENT (PER SECTION 1705.3)
9. MASONRY (PER SECTION 1705.4)
10. STRUCTURAL STEEL (PER SECTION 1705.2).
    A. SHOP FABRICATION OF STEEL MEMBERS.
    B. STEEL MATERIAL ID MARKINGS & CONFORMANCE TO ASTM STANDARDS.
    C. ALL STRUCTURAL WELDING PER AWS D1.1, EXCEPT AS FOLLOWS:
       I. THE SPECIAL INSPECTOR NEED NOT BE CONTINUOUSLY PRESENT DURING WELDING OF THE FOLLOWING ITEMS, PROVIDED THE MATERIALS, QUALIFICATIONS OF WELDING PROCEDURES AND WELDERS ARE VERIFIED PRIOR TO THE START OF WORK; PERIODIC INSPECTION ARE MADE OF THE WORK IN PROGRESS; AND A VISUAL INSPECTION OF ALL WELDS IS MADE PRIOR TO COMPLETION.
       II. SINGLE PASS FILLET WELDS NOT EXCEEDING 5/16" SIZE.
       III. FLOOR AND ROOF DECK WELDING.
       IV. WELDED STUDS WHEN USED FOR STRUCTURAL DIAPHRAGM OR COMPOSITE SYSTEMS.
       V. WELDED SHEET STEEL FOR COLD-FORMED FRAMING MEMBERS SUCH AS WALL STUDS AND JOISTS.
    D. PERIODIC INSPECTION OF ALL HIGH STRENGTH BOLT INSTALLATIONS AND VERIFICATION THAT IDENTIFICATION MARKS FOR HIGH STRENGTH BOLT, NUTS AND WASHERS CONFORM TO APPLICABLE ASTM STANDARDS.
    E. PERIODIC INSPECTION OF STEEL FRAME JOINT DETAILS FOR COMPLIANCE WITH APPROVED CONSTRUCTION DOCUMENTS.
    F. METAL DECK DIAPHRAGM CONNECTIONS AND CONNECTIONS TO SUPPORTING STEEL FRAME MEMBERS.
11. WOOD TRUSSES AND WOOD FRAMING (PER SECTION 1705.5 & 1705.10).
12. ADDITIONALLY, COMPLIANCE IS REQUIRED WITH FIELD QUALITY CONTROL PROVISIONS OF THE FOLLOWING SPECIFICATION SECTIONS:
    A. FOOTING BOTTOMS AND EARTHWORK: SECTION 31 2000.
    B. DRIVEN STEEL PIPE PILES: SECTION 31 6200.
    C. DRILLED PIERS: 31 6329.
    D. CONCRETE: SECTION 03 3000.
    E. MASONRY CONSTRUCTION: SECTION 04 2000.
    F. STRUCTURAL STEEL: SECTION 05 1200.
    G. WOOD FRAMING: SECTION 06 1000.
    H. WOOD TRUSSES: SECTION 06 1760.

STEEL FRAMING NOTES

1. UNLESS SPECIFICALLY NOTED OTHERWISE, FABRICATION AND ERECTION OF STRUCTURAL STEEL SHALL BE IN ACCORDANCE WITH AISC SPECIFICATIONS, LATEST EDITION.
2. ALL STRUCTURAL STEEL HSS SQUARE/RECT SECTIONS SHALL BE ASTM A500, GRADE B (Fy=46 ksi). ALL STRUCTURAL STEEL WIDE FLANGE SHALL BE ASTM A992 GRADE 50. CHANNEL SHAPES AND ALL OTHER MISCELLANEOUS STEEL SHALL BE ASTM A36 OR A572. ALL STRUCTURAL STEEL HSS ROUND SHALL BE ASTM A500, GRADE B (Fy=42 ksi). ALL BASE PLATES SHALL BE ASTM A572-50.
3. ALL STRUCTURAL BOLTS CONNECTING STRUCTURAL STEEL SHALL BE ASTM A325 TYPE 1 WITH THREADS ALLOWED IN THE SHEAR PLANE, EXCEPT ANCHOR BOLTS SHALL BE ASTM F1554 GR55, MUST MEET S1 WELDABILITY REQUIREMENT OR GR36 AS NOTED.
4. WELD ELECTRODES SHALL BE E70XX.
5. DO NOT WELD BOTTOM FLANGE BRACES UNTIL ALL ROOF DEAD LOADS ARE IN PLACE.
6. AT HSS BEAM CONNECTION TO WIDE FLANGE OR HSS COLUMNS, WELD ALL AROUND WITH A COMBINATION OF 3/16" FILLET & FLARE BEVEL GROOVE WELDS (UNLESS NOTED OTHERWISE.)
7. THE FABRICATOR SHALL BE RESPONSIBLE FOR THE DESIGN AND ADEQUACY OF ALL CONNECTIONS THAT ARE NOT DESIGNED OR FULLY DETAILED ON THE CONTRACT DOCUMENTS. SHOP DRAWINGS, DEPICTING THE CONFIGURATION AND FABRICATION DETAILS, ALONG WITH CALCULATIONS SEALED BY A REGISTERED PROFESSIONAL ENGINEER LICENSED TO PRACTICE IN THE STATE IN WHICH THE PROJECT IS LOCATED, SHALL BE SUBMITTED TO THE STRUCTURAL ENGINEER OF RECORD FOR REVIEW.
8. UNLESS DETAILED OTHERWISE OR REACTIONS ARE INDICATED, BEAM CONNECTIONS SHALL BE SELECTED TO SUPPORT 70% THE TOTAL UNIFORM LOAD CAPICITY SHOWN IN THE "ALLOWABLE UNIFORM LOAD TABLES" IN PART 2 OF THE AISC STEEL CONSTRUCTION MANUAL, LATEST EDITION, FOR THE GIVEN BEAM SIZE, SPAN, AND STEEL SPECIFICATION OR FOR THE BEAM REACTION SHOWN ON THE DRAWINGS, WHICHEVER IS GREATER. THE MINIMUM BEAM CONNECTION SHALL NOT BE SMALLER THAN THOSE LISTED IN TABLES 10-1 & 10-2 OF THE AISC STEEL CONSTRUCTION MANUAL, LATEST EDITION FOR THE GIVEN BEAM DEPTH, BOLT DIAMETER, AND WELD SEPCIFICATION.
9. UNLESS OTHERWISE INDICATED, BEAM REACTIONS SHOWN ON THE PLANS ARE DESIGN SERVICE LEVEL (ASD) GRAVITY (DEAD LOAD PLUS LIVE LOAD) SHEAR LOADS. ANY AXIAL OR OTHER LOADS REQUIRED MUST BE CONSIDERED IN ADDITION TO THE VERTICAL REACTIONS SHOWN.
10. THE MINIMUM DESIGN LOAD FOR ANY CONNECTION SHALL BE SIX (6) KIPS (ASD) OR TEN (10) KIPS (LRFD) REGARDLESS OF THE BEAMS REACTION(S) SHOWN ON THE PLANS.
11. UNLESS DETAILED OTHERWISE, ALL SHOP CONNECTIONS SHALL BE WELDED. UNLESS DETAILED OTHERWISE, ALL FIELD CONNECTIONS SHALL BE MADE USING 3/4"Ø, AND 1"Ø WHERE INDICATED, ASTM A325-N (OR ASTM F1852) HIGH STRENGTH BOLTS ("N" INDICATES BEARING TYPE WITH THREADS INCLUDED IN SHEAR PLANE). WASHERS SHALL BE INSTALLED UNDER NUTS WHEN REQUIRED BY THE SPECIFICATIONS OF STRUCTURAL JOINTS.
12. WHERE FIELD AND SHOP WELDS ARE INDICATED ON THE DRAWINGS, THEY SHALL BE THE SIZE AND TYPE NOTED. ALL WELDING OF STRUCTURAL STEEL SHALL BE DONE IN ACCORDANCE WITH THE LATEST EDITION OF AWS D1.1 CORRESPONDING TO THE AISC SPECIFICATION USED AND ALL WELDS INCLUDING FIELD WELDS SHALL BE MADE BY CERTIFIED WELDERS USING E70XX ELECTRODES.
13. HIGH STRENGTH BOLTS (3/4"Ø, AND 1"Ø, ASTM A325-N (OR ASTM F1852) SHALL BE TIGHTENED TO PROVIDE, WHEN ALL BOLTS IN THE JOINT ARE TIGHT, A MINIMUM BOLT TENSION OF 28(k) FOR 3/4"Ø BOLTS & 51(k) FOR 1"Ø BOLTS. ONE OF THE FOLLOW METHODS SHALL BE USED.
    A. POWER WRENCHES ADJUSTED TO STALL OR CUT-OUT AT THE CORRECT TENSION.
    B. MANUAL TORQUE WRENCHES WITH TORQUE INDICATION SET TO GIVE THE CORRECT TENSION.
    C. MANUAL WRENCHES USING THE "TURN-OF-NUT" METHOD OF ASSURING THE CORRECT BOLT TENSION.
    D. DIRECT-TENSION INDICATORS
       UNLESS SPECIFICALLY NOTED OTHERWISE, ALL HIGH-STRENGTH BOLTS (A325, F1852, AND A490) AND TWIST OFF BOLTS SHALL BE PRE-TENSIONED TO MEET SLIP-CRITICAL REQUIREMENTS EVEN IF THE JOINT IS DESIGNED AS A "SNUG-TIGHT" BEARING CONNECTION. ALL JOINTS SHALL BE DESIGNED TO BE BEARING TYPE CONNECTIONS UNLESS NOTED OTHERWISE.
14. STEEL FRAMES ARE NON-SELF-SUPPORTING AND COLUMN ANCHOR RODS ARE DESIGNED FOR A COMPLETED CONDITION ONLY. METAL ROOF DECK, BEAM-TO-COLUMN MOMENT CONNECTIONS, PORTAL FRAMES, AND DIAGONAL BRACES ARE REQUIRED TO PROVIDE LATERAL STABILITY FOR THE FRAME AND BUILDING. THIS INCLUDES RESISTANCE TO WIND AND SEISMIC FORCES DURING AND AFTER CONSTRUCTION. THE CONTRACTOR SHALL PROVIDE ALL TEMPORARY BRACING REQUIRED TO MAINTAIN STABILITY UNTIL THE LATERAL FORCE RESISTING SYSTEM FOR THE BUILDING IS COMPLETE.
15. ALL STEEL EXPOSED TO VIEW AT THE CLOSE OF PROJECT SHALL BE CLASSED AS "ARCHITECTURALLY EXPOSED STRUCTURAL STEEL" AND SHALL MEET THE REQUIREMENTS OF SECTION 10 OF AISC CODE OF STANDARD PRACTICE FOR STEEL BUILDINGS & BRIDGES UNLESS NOTED OTHERWISE.
16. ALL STEEL MEMBERS EXPOSED TO WEATHER SHALL BE HOT-DIPPED GALV. (INCLUDING MASONRY SUPPORT LINTELS). GALVANIZED OR PAINTED WITH TNEMEC EPOXY SYSTEM OR SIMILAR SYSTEM MEETING THE REQUIREMENTS FOR PAINTING STRUCTURAL STEEL IN THE PROJECT SPECIFICATIONS. ALL OTHER STEEL MEMBERS SHALL BE FURNISHED WITH A SHOP COAT OF TNEMEC RED OR GRAY OXIDE PRIMER OR SIMILAR SYSTEM MEETING THE REQUIREMENTS FOR PAINTING STRUCTURAL STEEL IN THE PROJECT SPECIFICATIONS. ALL PRIMERS SHALL BE COMPATIBLE WITH TOP COATINGS SPECIFIED.
17. ALL STEEL MEMBERS THAT ARE TO RECEIVE SPRAY OR TROWEL APPLIED, CEMENTITIOUS BASED, FIRE-RESISTING COATINGS SHALL BE FURNISHED WITHOUT PRIME COATINGS UNO.
18. BEARING ENDS OF ALL COLUMNS SHALL BE SQUARE CUT.
19. ALL HANGERS, CLIPS, INSERTS, ETC. SUSPENDED FROM THE FLOOR STRUCTURE OR THE ROOF STRUCTURE (BEAMS, JOISTS, AND DECK) SHALL BE INSTALLED PRIOR TO THE APPLICATION OF THE SPRAYED-ON FIREPROOFING. PATCH ANY FIREPROOFING DAMAGED AFTER THE INITIAL APPLICATION.
20. FIELD CUTTING, DRILLING, OR OTHER MODIFICATION OF STRUCTURAL STEEL COMPONENTS IS NOT PERMITTED WITHOUT WRITTEN APPROVAL OF THE STRUCTURAL ENGINEER OF RECORD. WHERE BEAM PENETRATIONS CANNOT BE AVOIDED OR WHERE CUTTING IS REQUIRED, THE CONTRACTOR SHALL SUBMIT, TO THE STRUCTURAL ENGINEER OF RECORD, ALL PERTINENT INFORMATION INCLUDING PENETRATION SHAPE, SIZE, LOCATION, AND METHOD OF CUTTING THE OPENINGS.
21. THE GENERAL CONTRACTOR SHALL BE RESPONSIBLE FOR INCLUDING THE COSTS FOR ALL MISCELLANEOUS STEEL IN THEIR BID REGARDLESS OF WHETHER OR NOT THOSE ITEMS ARE INDICATED ON THE STRUCTURAL DRAWINGS. THESE COSTS SHALL INCLUDE, BUT ARE NOT LIMITED TO, MISCELLANEOUS STEEL ITEMS SHOWN ON ARCHITECTURAL, CIVIL, MECHANICAL, PLUMBING, AND ELECTRICAL DRAWINGS.

STEEL FLOOR DECK (COMPOSITE & NON-COMPOSITE)

1. ALL DECK SHALL BE FURNISHED AND INSTALLED PER THE REQUIREMENTS OF THE STEEL DECK INSTUTITE (SDI). THE CONTRACTOR SHALL FOLLOW ALL RECOMMENDATIONS PRACTICES IN THE SDI MANUAL.
2. WHERE STEEL DECK IS PART OF A RATED ASSEMBLY SUPPLY ALL DECK AND COMPONENTS, WHICH COMPLY WITH REQUIREMENTS OF UNDERWRITERS LABORATORIES (UL) FOR EACH TYPE OF ASSEMBLY SPECIFIED, REFERANCE PLANS & SPECIFICATIONS. WHERE DECK IS TO RECIEVE SPRAY FIREPROOFING, FINISHES SHALL BE COMPATIBLE W/ FIREPROOFING MATERIAL IS APPLIED, THE DECK SURFACE TO BE TREATED SHALL BE FREE OF RUST, SCALE, OIL, OR OTHERCONTAINANTS OR ELEMENTS WHICH WILL IMPAIR BOND.
3. FLOOR DECK SHALL BE THE SIZE AND CONFIGURATIONS SHOWN ON THE STRUCTURAL PLANS. ALL DECK SHALL GALVANIZED WITH A G90 COATING, BOTH SIDES, UNO.
4. THE DECK SHALL BE FASTEN TO THE SUPPORTING STEEL IN ACCORDANCE WITH THE MANUFACTURER'S INSTRUCTIONS. MINIMUM DECK FASTENING SHALL BE AS FOLLOWS: FOUR (4)-5/8" ROUND PUDDLE WELDS AT ENDS OF EACH 36" WIDE PANEL AND AT EACH INTERMEDIATE SUPPORT. SIDELAP SEAMS TO BE FASTENED W/ #10 TEKS AT 24" OC. LONG PANEL SIDES AT SUPPORTS TO BE FASTENED W/ 5/8" ROUND PUDDLE WELDS AT 12" OC ALONG FULL LENGTH OF PANEL AND AT 6" OC AROUND PERIMETER OF OPENINGS UNO.
5. ALTERNATE FASTENING OPTIONS USING MECHANICAL FASTENERS, POWDER-ACTUATED, OR SCREWS MAY BE CONSIDERED, IF SUBMITTED BY THE CONTRACTOR. ALTERNATE SYSTEMS AND DOCUMENTATION CERTIFYING THAT THE PROPOSED SYSTEM PROVIDES AT LEAST THE SAME UPLIFT AND DIAPHRAGM SHEAR RESISTANCE AS THE SYSTEM AND PATTERN SPECIFIED MUST BE SUBMITTED TO THE STRUCTURAL ENGINEER OF RECORD PRIOR TO USE.
6. FOR COMPOSITE DECK, HEADED STUD CONNECTORS WELDED THROUGH THE DECK, MAY BE COUNTED AS PART OF THE REQUIRED DECK ATTACHMENT PATTERN.
7. PROVIDE A 1 1/2" MINIMUM BEARING AND A 4" LAP AT THE SPLICE POINT OF ALL PIECES OF DECK.
8. WHERE POSSIBLE, ALL DECKING SHALL BE 3-SPAN CONTINUOUS, MINIMUM. DECKING SPECIFIED ON THIS PROJECT ASSUMES A 3-SPAN CONDITION UNLESS NOTED OTHERWISE. THE CONTRACTOR SHALL PROVIDE HEAVIER GAUGE DECK, AS REQUIRED, FOR ONE OR TWO SPAN CONDITIONS TO MEET EQUIVALENT LOAD CAPACITY OF THE SPECIFIED DECK UNDER A 3-SPAN CONDITION.
9. STEEL FLOOR DECK SHALL NOT BE USED TO SUPPORT LOAD FROM PLUMBING HVAC DUCTS, LIGHT FIXTURES, ARCHITECTURAL ELEMENTS, OR EQUIPMENT OF ANY KIND UNLESS SPECIFICALLY NOTED.
10. WHERE DECK RIBS ARE CUT AT PENETRATIONS, PROVIDE DECK SUPPORT ANGLES OR DECK STIFFENERS AS REQUIRED.
11. SUPPLY 8" WIDE, MINIMUM, PLATES MATCHING DECK GAUGE OR HEAVIER FOR ALL RIDGE, VALLEY, AND CHANGE IN DECK DIRECTION LOCATIONS, WHICH DO NOT FALL OVER A SUPPORTING MEMBER AT LEAST 4" WIDE.
12. UNLESS NOTED OTHERWISE, PROVIDE 6X6-W1.4XW1.4 WWF REINFORCING CENTERED IN THE CONCRETE SLAB.
13. THE FOLLOWING ITEMS ARE **NOT** ALLOWED IN THE CONCRETE SLAB UNLESS APPROVED IN WRITING BY THE STRUCTURAL ENGINEER:
    A. NO SLOPES ARE ALLOWED IN THE CONCRETE SLAB UNLESS INDICATED ON THE STRUCTURAL CONTRACT DOCUMENTS
    B. NO EMBEDDED CONDUIT OR OTHER ITEMS
    C. CONTRACTOR TO ENSURE THAT PENETRATIONS ARE COORDINATED WITH THE MECHANICAL AND ELECTRICAL DRAWINGS
14. ANY PROPOSED CONSTRUCTION JOINTS IN THE CONCRETE SLAB OTHER THAN THOSE SHOWN ON THE STRUCTURAL DRAWINGS MUST BE LOCATED AS FOLLOWS:
    A. IF PARALLEL TO FLOOR BEAMS, AT MID-POINT BETWEEN BEAMS
    B. IF PARALLEL TO GIRDERS, AT MID-POINT BETWEEN GIRDERS

Dirtworks
561 SEVENTH AVENUE FLOOR 11
NEW YORK, NY 10018
(212) 589 2263

WER ARCHITECTS
901 WEST THIRD STREET
LITTLE ROCK, AR 72201
(501) 374 5300

CONSULTANTS

CIVIL ENGINEERS
CRAFTON TULL & ASSOCIATES, INC.
901 N. 47TH STREET, SUITE 400
ROGERS, AR 72756
(479) 636 4838

MEP ENGINEERS
INSIGHT ENGINEERING
322 S STATE STREET, STE 201
LITTLE ROCK, AR 72201
(501) 237 3077

STRUCTURAL ENGINEERS
ENFRA TME, LLC
BUILDING 2, 1 ALLIED DRIVE, STE 2600
LITTLE ROCK, AR 72202
(501) 666 6776

FOOD SERVICE CONSULTANT
MCKAY-LANE CONSULTING, LTD
1807 DODSON AVE
FT. SMITH, AR 72901
(479) 629 4572

ACOUSTICAL ENGINEERS
ACENTECH
620 W. GERMANTOWN PIKE, STE. 210
PLYMOUTH MEETING PA 19462
(215) 245 8244

PROJECT TITLE

CENTRAL HOUSE & GARDEN

BENTONVILLE, AR

PROJECT NUMBER: 31483

#	ISSUED FOR	DATE
	FINAL CD's	10/2/26

KEY PLAN

SIGN & SEAL

STATE OF ARKANSAS — REGISTERED PROFESSIONAL ENGINEER — No. 12944 — KEVIN KYLE BRANSCUM — 10-2-26

CERTIFICATE OF AUTHORIZATION — ENFRA TME, LLC — No. 2790 — ARKANSAS

SHEET TITLE

STRUCTURAL NOTES

SHEET NUMBER

S002

WOOD FRAMING NOTES

1. ALL WOOD PLATES BEARING ON CONCRETE OR MASONRY AND ALL WOOD FRAMING EXPOSED TO WEATHER SHALL BE NO. 2 KD SOUTHERN PINE PRESSURE TREATED LUMBER.
2. ALL JOINTS IN DOUBLE TOP PLATES SHALL BE CENTERED OVER A STUD AND SHALL BE STAGGERED 4'-0" MIN. SPLICES SHALL NOT OCCUR LESS THAN 4'-0" FROM A CORNER. TOP PLATES SHALL LAP AT CORNERS & INTERSECTIONS.
3. ALL METAL CONNECTORS SHALL MEET THE FOLLOWING:
   A. CLIPS AND FASTENERS SHALL BE CORROSION RESISTANT.
   B. RATED TO PROVIDE LOAD RESISTANCE EQUAL TO CLIP SHOWN ON PLANS.
   C. APPROVED BY I.C.C. AND OTHER REQUIRED LOCAL CODE AGENCIES.
   D. INSTALLED AS RECOMMENDED BY THE MANUFACTURER.
4. ALL WOOD TRUSSES, JOISTS, AND RAFTERS SHALL BE FASTENED TO TOP PLATE WITH ONE SIMPSON H3 & ONE SIMPSON A34 METAL CLIP OR APPROVED EQUAL UNLESS NOTED OTHERWISE.
5. EXCEPT WHERE NOTED OR DETAILED OTHERWISE, ALL NAILING SHALL BE IN ACCORDANCE WITH THE **INTERNATIONAL BUILDING CODE.**
6. FOLLOW MANUFACTURER'S RECOMMENDATIONS FOR FASTENING OF HANGERS IN ORDER TO ACHIEVE THE REQUIRED ALLOWABLE LOADS SHOWN ON THE PLANS. WHERE REQUIRED OR ALLOWABLE LOADS ARE NOT SHOWN, USE THE MAXIMUM RATED STRENGTH OF THE HANGER.
7. ALL FRAMING LUMBER TO BE NO. 2 KD SOUTHERN PINE OR APPROVED EQUAL WITH MINIMUM BENDING STRESS OF 1,300 PSI FOR INDIVIDUAL MEMBERS UNLESS NOTED OTHERWISE.
8. WHEN CONNECTORS ARE NOT SHOWN, TABLE 2304.9.1 FASTENING SCHEDULE OF THE INTERNATIONAL BUILDING CODE SHALL APPLY.
9. WHEN HEADERS ARE NOT SHOWN, TABLE 2308.9.5 AND 2308.9.6 HEADER DESIGN CHART OF THE INTERNATIONAL BUILDING CODE SHALL APPLY.
10. PROVIDE SUPPLEMENTAL STRUCTURAL FRAMING AND BLOCKING AS REQUIRED TO ACHIEVE SOLID AND SOUND STRUCTURAL AND NON-STRUCTURAL ELEMENTS USING ACCEPTED FRAMING PRACTICES.
11. ALL BRICK VENEER WALL TIES SHALL BE FASTENED 2 1/2" MIN INTO WOOD STUDS W/ CORRSION RESISTANT RING SHANK NAILS OR SCREWS. BRICK TIES SHALL BE CORROSIVE RESISTANT & LOCATED AT A MAX SPACING OF 16" OC BOTH HORIZONTALLY & VERTICALLY.
12. PROVIDE MINIMUM 1/2" APA RATED OSB SHEATHING AT OUTSIDE FACE OF ALL EXTERIOR WALL STUDS TO FORM SHEAR WALL TO RESIST WIND AND SEISMIC LOADS UNLESS NOTED OTHERWISE. ALL SHEAR WALL SHEATHING SHALL EXTEND FROM BOTTOM SILL PLATE UP TO TOP OF DOUBLE PLATE SUPPORTING ROOF TRUSSES AND TO TOP OF BLOCKING BETWEEN. (SEE DETAILS)
13. ANCHOR SILL PLATE TO FOUNDATION WITH 1/2" DIAMETER A307 ANCHOR BOLTS AT 4'-0" O.C. EMBEDDED INTO CMU BLOCK OR CONCRETE (SEE DETAIL). PROVIDE (4) BOLTS MINIMUM PER EACH WALL SEGMENT WHERE LENGTH OF WALL SEGMENT IS LESS THAN 8'-0" BETWEEN WALL OPENINGS. AT ALL SHEAR WALL POSTS PROVIDE SIMPSON HOLDOWN ANCHORS WITH ANCHOR BOLTS TYPICAL WHERE NOTED ON FOUNDATION PLAN. SEE HOLD-DOWN ANCHOR DETAIL.
14. CONTRACTOR SHALL PROVIDE TEMPORARY ERECTION BRACING AS REQUIRED TO KEEP THE BUILDING TRUE AND PLUMB AND IN A SAFE CONDITION UNTIL ALL STRUCTURAL ELEMENTS ARE CONNECTED IN PLACE. THE BUILDING SHOULD NOT BE CONSIDERED STABLE UNTIL ROOF DECK, EXTERIOR SHEATHING, ALL INTERIOR GYPSUM BOARD SHEATHING AND ALL TRUSS BOTTOM CHORD BRACING AND ALL OTHER PERMANENT BRACING NOTED ON PLANS ARE CONNECTED IN PLACE.
15. SUBMIT STAMPED AND SIGNED SHOP DRAWINGS AND CALCULATIONS BY STRUCTURAL ENGINEER LICENSED IN THE STATE WHERE THE PROJECT IS LOCATED FOR WOOD I-JOIST AND LVL DESIGN.

SUBMITTALS

SUBMIT SHOP DRAWINGS TO THE ARCHITECT/ENGINEER FOR REVIEW. SHOP DRAWINGS SHALL INCLUDE MEMBER SIZE, SPACING, CAMBER, MATERIAL TYPE, GRADE, SHOP AND FIELD ASSEMBLY DETAILS AND CONNECTIONS, TYPES AND LOCATION OF BOLTS AND OTHER FASTENERS. SUPPLY SHOP DRAWINGS FOR THE FOLLOWING;

(1) GLUED LAMINATED MEMBERS
(2) PSL MEMBERS
(3) LVL MEMBERS
(4) LSL MEMBERS
(5) WOOD TIE-DOWN SYSTEMS

PLYWOOD FLOOR DECK NOTES

1. DECKING SHALL BE 21/32" THICK TONGUE-AND-GROOVE APA RATED PANEL (PLYWOOD OR ORIENTED STRAND BOARD) STRUCTURAL GRADE 1 SHEATHING WITH MINIMUM SPAN INDEX 48/24 UNLESS NOTED OTHERWISE.
2. LAY FLOOR WITH FACE GRAIN PERPENDICULAR TO FRAMING UNLESS SHOWN OTHERWISE ON THE PLANS. WHERE PANEL IS LAID WITH FACE GRAIN PARALLEL TO FRAMING, 5-PLY MINIMUM SHEATHING SHALL BE USED.
3. FLOOR SHEATHING SHALL BE GLUED TO ALL SUPPORTING MEMBERS WITH AN ELASTOMERIC ADHESIVE CONFORMING TO ASTM D3498. NAILS SHALL BE RING-SHANK TYPE. FASTENING REQUIREMENTS FOR DECKING TO SUPPORTS SHALL CONFORM WITH THE AMERICAN PLYWOOD ASSOCIATION'S (APA) RECOMMENDED MINIMUM FASTENING SCHEDULE FOR APA PANEL FLOOR SHEATHING OR AS SHOWN ON DRAWINGS. DECKING SHALL BE FASTENED TO FLOOR FRAMING WITH 10d NAILS (1 1/2" MIN FASTENER PENETRATION) SPACED @ 6" OC INTERVALS ALONG PANEL EDGES AND @ 12" OC INTERVALS AT INTERMEDIATE SUPPORTS UNLESS NOTED OTHERWISE.
4. PROVIDE BLOCKING FOR ALL FLOORS AS NOTED. ALL SHEATHING AND PANELS SHALL HAVE A MINIMUM OF 2" NOMINAL BACKING AT EDGES.
5. COVER SHEATHING AS SOON AS POSSIBLE FOR PROTECTION AGAINST MOISTURE PRIOR TO FLOORING APPLICATION.

PLYWOOD ROOF DECK NOTES

1. ALL ROOF TRUSSES SHALL BE INSTALLED AND BRACED IN STRICT CONFORMANCE WITH THE ROOF TRUSS SUPPLIER'S RECOMMENDATIONS AND SHOP DRAWING DATA CONCERNING TEMPORARY ERECTION BRACING AND ALL PERMANENT LATERAL BRACING. IT IS THE CONTRACTOR'S RESPONSIBILITY TO PROVIDE ALL REQUIRED BRACING TO INSURE A TRUE AND PLUMB, UNIFORMLY SPACED AND SAFE ROOF FRAMING SYSTEM BEFORE APPLICATION OF DECKING IS BEGUN. INSTALL 2x4 BLOCKING BETWEEN TRUSSES AS REQUIRED TO SUPPORT PANEL EDGES AT HIPS, VALLEYS, RIDGES AND ROOF OPENINGS.
2. ROOF SHEATHING SHALL BE 5/8" OR 19/32" THICK APA RATED SHEATHING EXPOSURE 1 UNLESS NOTED OTHERWISE. ALL PANELS SHALL BE STAMPED WITH THE APA RATING MARK. PANELS MAY BE PLYWOOD VENEER OR OSB CONSTRUCTION. PANELS SHALL BE PLACED WITH THE LONG DIMENSION PERPENDICULAR TO THE PANEL SUPPORTS. PANELS ARE ASSUMED TO BE CONTINUOUS OVER TWO OR MORE SUPPORTS. PANELS SHALL BE PLACED IN A MANNER TO STAGGER ALL END JOINTS FROM ADJACENT PANELS. ALUMINUM PANEL CLIPS SHALL BE PLACED AT SIDE JOINTS OF PANELS AT MIDSPAN BETWEEN EACH SUPPORT AS PANELS ARE BEING PLACED. LEAVE 1/8" MIN. OPEN SPACE AT ALL PANEL EDGES AND END JOINTS, TYPICAL UNLESS MORE SPACE IS RECOMMENDED BY SHEATHING SUPPLIER.DO NOT BUTT PANEL END JOINTS TIGHT; ALLOW RECOMMENDED SPACE FOR PANELS TO EXPAND.
3. FASTENING REQUIREMENTS FOR ALL ROOF SHEATHING TO SUPPORTS SHALL BE IN CONFORMANCE WITH THE AMERICAN PLYWOOD ASSOCIATION'S (APA) TABLE FOR RECOMMENDED MINIMUM FASTENING SCHEDULE FOR APA PANEL ROOF SHEATHING UNLESS NOTED OTHERWISE ON PLANS. ALL 5/8" OR 19/32" ROOF SHEATHING SHALL BE FASTENED TO SUPPORTS WITH 8d NAILS SPACED AT 6" O.C. ALONG ALL PANEL EDGES AND AT 12" O.C. ALONG INTERMEDIATE SUPPORTS UNLESS NOTED OTHERWISE.
4. COVER EXPOSURE 1 SHEATHING AS SOON AS POSSIBLE WITH ROOFING FELT FOR PROTECTION AGAINST EXCESSIVE MOISTURE PRIOR TO ROOFING APPLICATION. SHEATHING PANELS SHALL NOT BE COVERED WITH ROOFING FELT IF WET BUT SHALL BE ALLOWED TO DRY TO PREVENT TRAPPING MOISTURE AGAINST PANEL. EXPOSURE 1 SHEATHING PANELS' SURFACE MAY BECOME WARPED AND UNEVEN UNDER PROLONGED MOISTURE EXPOSURE. ALL WARPED OR UNEVEN PANELS ARE NOT ACCEPTABLE AND SHALL BE REMOVED AT THE CONTRACTOR'S EXPENSE. CONTRACTOR SHALL STORE, HANDLE, PROTECT, AND INSTALL SHEATHING PANELS AS RECOMMENDED BY THE APA AND THE SHEATHING SUPPLIER.

PRE-FAB WOOD TRUSS NOTES

1. ALL TRUSSES SHALL BE DESIGNED IN ACCORDANCE WITH THE STANDARDS AND DESIGN CRITERIA AS DEFINED IN THE LATEST EDITION OF THE NATIONAL DESIGN STANDARD FOR METAL PLATE CONNECTED WOOD TRUSS CONSTRUCTION, ANSI/TPI-1.
2. ALL TRUSS MEMBERS SHALL BE CUT FROM LUMBER WHICH BEARS THE PROPER GRADE-MARK STAMP OF A RECOGNIZED GRADING ASSOCIATION OR LICENSED LUMBER INSPECTION AGENCY. NO LUMBER SHALL BE USED WHICH DOES NOT CONFORM TO THE PROPER DIMENSION AND/OR GRADES. ALL LUMBER DESIGN VALUES AND ADJUSTMENT OF VALUES FOR DURATION OF LOAD OR CONDITIONS SHALL BE PER LATEST EDITION OF NATIONAL DESIGN SPECIFICATION FOR WOOD CONSTRUCTION.
3. ALL TRUSS CONNECTOR PLATES SHALL BE MANUFACTURED FROM ONLY PRIME, COMMERCIAL QUALITY GALVANIZED STEEL OF NO LESS THAN 20 GAUGE THICKNESS, WHICH HAS A MINIMUM YIELD STRENGTH OF 33 KSI AND A MINIMUM ULTIMATE TENSILE STRENGTH OF 58 KSI. CORROSION RESISTANT COATING SHALL BE 1-1/4 OZ. PER SQUARE FOOT, COMMERCIAL CLASS HOT DIPPED GALVANIZED OR EQUIVALENT. ALL TRUSS MEMBERS SHALL BE ACCURATELY CUT TO LENGTH, ANGLE, AND TRUE-TO-LINE TO ASSURE PROPER FITTING JOINTS. CONNECTOR PLATES SHALL BE PLACED ON TRUSS JOINT OR PANEL POINT TO LAP ALL MEMBERS WITHIN TOLERANCES AS SET FOR IN ANSI/TPI 1.
4. EACH TRUSS SHALL BE PERMANENTLY MARKED WITH THE NAME AND ADDRESS OF THE TRUSS FABRICATOR. ALSO, ADDITIONAL MARKINGS OR TAGS SHALL BE APPLIED ON TRUSSES AS REQUIRED TO SHOW THE LOCATION OF ALL REQUIRED LATERAL BRACING, SPECIAL BRACING, BEARING LOCATIONS, PROPER TRUSS ORIENTATION, CONCENTRATED LOAD LOCATIONS, TEMPORARY BRACING REQUIREMENT WARNING AND FIELD ALTERATION WARNING.
5. THE CONTRACTOR SHALL FOLLOW THE SHOP DRAWING REQUIREMENTS FOR FASTENING MULTIPLE PLY TRUSSES TOGETHER. ALL MULTIPLE PLY TRUSSES SHALL BE COMPLETELY FASTENED TOGETHER BEFORE ERECTING.
6. PROPER ERECTION BRACING SHALL BE INSTALLED AS TRUSSES ARE PLACED TO HOLD TRUSSES TRUE AND PLUMB AND IN A SAFE CONDITION UNTIL ALL PERMANENT TRUSS BRACING AND BRIDGING CAN BE SOLIDLY NAILED IN PLACE TO FORM A STRUCTURALLY SOUND ROOF FRAMING SYSTEM.
7. ALL PERMANENT BRACING REQUIRED AT TOP AND BOTTOM CHORDS, VERTICALS AND DIAGONALS SHALL BE CLEARLY DETAILED ON THE SHOP DRAWINGS AND SHALL BE INSTALLED BY THE CONTRACTOR AS DETAILED. ALL ERECTION AND PERMANENT BRACING SHALL BE INSTALLED AND ALL COMPONENTS PERMANENTLY FASTENED BEFORE THE APPLICATION OF ANY LOADS EXCEPT THE WEIGHT OF THE ERECTORS. IMPROPER ERECTION BRACING OF ROOF TRUSSES COULD RESULT IN THE COLLAPSE OF THE STRUCTURE DURING CONSTRUCTION. THE STRUCTURE SHALL NOT BE CONSIDERED STABLE UNTIL ALL STRUCTURAL ELEMENTS HAVE BEEN CONNECTED IN PLACE. STRUCTURAL ELEMENTS FOR THE ROOF SYSTEM INCLUDE THE ROOF SHEATHING NAILED TO TOP CHORD OF TRUSSES, GYPSUM BOARD CEILING NAILED TO BOTTOM CHORD OF TRUSSES AND ALL OTHER REQUIRED PERMANENT BRACING. THE TRUSS SUPPLIER SHALL PROVIDE THE CONTRACTOR WITH AN ERECTION GUIDE PUBLISHED BY THE TRUSS PLATE INSTITUTE, INC., BOOKLET HIB-91, "BRACING WOOD TRUSSES: COMMENTARY AND RECOMMENDATIONS".
8. THE CONTRACTOR IS RESPONSIBLE FOR PROPER HANDLING OF TRUSSES. TRUSSES SHALL BE HANDLED IN A MANNER TO MINIMIZE LATERAL STRAIN AND EXCESSIVE BENDING. FIELD CUTTING AND ALTERING OF TRUSSES OR TRUSS MEMBERS IS NOT PERMITTED. IF ANY TRUSS SHOULD BECOME BROKEN OR DAMAGED OR IF METAL TRUSS CONNECTION PLATES ARE LOOSE OR DAMAGED, THE ARCHITECT SHALL BE NOTIFIED IN WRITING BEFORE PROCEEDING WITH THE ERECTION OF THE TRUSSES.THE CONTRACTOR SHALL SUBMIT STAMPED TRUSS REPAIR DRAWINGS, INSTRUCTIONS AND/OR REVISED TRUSS CALCULATIONS PREPARED BY THE TRUSS SUPPLIER'S ENGINEER FOR REVIEW BY THE STRUCTURAL ENGINEER OF RECORD. ANY TRUSS WITH APPARENT DAMAGE FROM HANDLING SHALL BE REPAIRED PRIOR TO ERECTION. IF TRUSS DAMAGE IS FOUND AFTER ERECTION, TEMPORARY SHORING SHALL BE ADDED TO KEEP THE STRUCTURE IN A SAFE CONDITION UNTIL AUTHORIZED TRUSS REPAIRS ARE MADE.
9. ALL CONTRACTORS SHALL PROVIDE MEANS FOR ADEQUATE DISTRIBUTION OF CONCENTRATED LOADS SO THAT THE CARRYING CAPACITY OF ANY ONE TRUSS AND/OR OTHER COMPONENT IS NOT EXCEEDED DURING OR AFTER THE ERECTION OF THE TRUSSES. CONTRACTOR SHALL VERIFY ALL TRUSS DIMENSIONS BEFORE FABRICATION OF TRUSSES. TRUSS DIAGRAMS AND DETAILS SHOWN ON THE STRUCTURAL DRAWINGS ARE FOR GENERAL CONDITIONS ONLY. ALL TRUSS CONDITIONS MAY NOT BE DETAILED ON THE STRUCTURAL DRAWINGS. THE TRUSS SUPPLIER SHALL PROVIDE COMPLETE DETAILED SHOP DRAWINGS COVERING ALL TRUSS CONDITIONS. THE TRUSS DESIGNER SHALL COMPUTE VARIABLE DIMENSIONS FOR SKEWED, GRADUATED OR OTHER TRUSSES SPACED AT 2'-0" O.C. THE EXACT LAYOUT OF TRUSS WEB MEMBERS SHALL BE DETERMINED BY THE TRUSS DESIGNER
   - THE BASIC ROOF LIVE LOAD MAY BE REDUCED IN ACCORDANCE WITH THE **INTERNATIONAL BUILDING CODE** BASED ON THE ROOF SLOPE AND AREA.
   - IN ADDITION THE TRUSS DESIGNER SHALL ALLOW FOR ALL OTHER DEAD LOADS INDICATED, NOTED OR DETAILED ON THE PLANS, INCLUDING THE WEIGHT OF VALLEY TRUSS SETS OR OTHER OVER-FRAMING. ALL TRUSSES SHALL BE DESIGNED FOR CONCENTRATED LOADS OF ALL SUSPENDED MECHANICAL UNITS, WATER & SPRINKLER PIPING AND ANY OTHER CONCENTRATED HANGING LOAD. THE CONTRACTOR SHALL COORDINATE THE EXACT SIZE, LOCATION AND WEIGHT OF ALL MECHANICAL UNITS AND ALL MECHANICAL INSTALLATIONS AND CLEARANCE REQUIREMENTS WITH MECHANICAL CONTRACTOR AND WITH THE TRUSS SUPPLIER. THE TRUSS SUPPLIER SHALL CHECK ALL TRUSSES FOR WIND LOAD (PRESSURE AND SUCTION) AS REQUIRED BY THE **INTERNATIONAL BUILDING CODE** THE TRUSS SUPPLIER SHALL SUBMIT CALCULATIONS AND DETAILED SHOP DRAWINGS FOR ALL TRUSSES TO ARCHITECT FOR REVIEW BEFORE FABRICATION IS BEGUN. TRUSS CALCULATIONS AND SHOP DRAWINGS SHALL BE STAMPED AND SIGNED BY A STRUCTURAL ENGINEER LICENSED TO PRACTICE IN THE STATE WHERE PROJECT IS LOCATED.
   A. AT ALL MULTIPLE MEMBER TRUSS GIRDERS, THE TRUSS SUPPLIER SHALL INCLUDE, AS PART OF HIS DESIGN AND SHOP DRAWINGS, A METAL HOLDOWN CAPABLE OF RESISTING THE NET UPLIFTOF EACH TRUSS GIRDER & THE CONTRACTOR SHALL SUPPLY & INSTALL THESE HOLD-DOWNS.
   B. TRUSS FABRICATOR ENGINEER SHALL COMPUTE VARIBLE DIMENSIONS SHALL FOR SKEWED, GRADUATED, OR OTHER TRUSSES SPACED AS INDICATED ON THE DRAWINGS.
   C. WIND LOAD FROM ANY DIRECTION IN ACCORDANCE WITH ASCE 7 AND THE "DESIGN CRITERIA" IN THESE GENERAL NOTES, INCLUDING ALL CALCULATED UPLIFTS, SHALL BE INCLUDED IN THE DESIGN. ALLOWABLE STRESSES MAY BE INCREASED 33% FOR LOAD COMBINATIONS INCLUDING WIND LOAD, AS ALLOWED BY THE INTERNATIONAL BUILDING CODE.
   D. MINIMUM ROOF LOADING TO BE IN ACCORDANCE WITH INTERNATIONAL BUILDING CODE, BUT NOT LESS THAN THE FOLLOWING:
      - TOP CHORD LIVE LOAD - xxPSF
      - TOP CHORD NET WIND UPLIFT - xxPSF
      - TOP CHORD DEAD LOAD - xxPSF
      - TRUSS SELF-WEIGHT DEAD LOAD - PER TRUSS MANUFACTURER
      - BOTTOM CHORD DEAD LOAD - xxPSF @ MECH DUCTS PER MECH DWG'S
      - BOTTOM CHORD LIVE LOAD - xxPSF
10. ROOF FLOOR TRUSSES:
   A. TRUSSES ARE TO BE DESIGNED BY THE MANUFACTURER FOR THE FOLLOWING LOADS PLUS WEIGHT OF INDIVIDUAL TRUSSES:
      -TOP CHORD LIVE LOAD - xxPSF
      - TRUSS SELF-WEIGHT DEAD LOAD - PER TRUSS MANUFACTURER
      - BOTTOM CHORD - xxPSF
   B. TRUSSES SHOWN ON PLANS ARE MINIMUM ACCEPTABLE DEPTH BASED ON 2'-0" SPACING AND GIVEN SPAN. EXACT WEB AND CHORD SIZES AND LAYOUT ARE TO BE DETERMINED BY THE MANUFACTURER. TRUSS MANUFACTURER TO DESIGN AND FURNISH ANY PERMANENT TRUSS BRACING REQUIRED FOR STABILITY. ANCHOR TRUSSES WITH THREE (3) 16D TOE NAILS OR TWO (2) SIMPSON STRONG-TIE A35 OR EQUAL FRAMING ANCHOR.
11. IN ADDITION THE TRUSS DESIGNER SHALL ALLOW FOR ALL OTHER DEAD LOADS INDICATED, NOTED, OR DETAILED ON THE PLANS, INCLUDING THE WEIGHT OF VALLEYTRUSS SETS OR OTHER RAISED FRAMING.

WOOD GRADE NOTES

1. ALL HORIZONTALLY FRAMED LUMBER HEADERS & BEAMS AND ALL DOUBLE TOP PLATE MEMBERS AT TOP OF STUD WALLS OR WOOD NAILERS BOLTED TO TOP OF STEEL BEAMS OR TUBES SHALL BE STRUCTURAL GRADE NO. 2 KD S4S SOUTHERN PINE OR AN APPROVED SPECIES HAVING THE SAME OR GREATER DESIGN VALUES EQUAL TO NO. 2 KD SOUTHERN PINE.
2. ALL WOOD STUDS SHALL BE NO.2 KD SOUTHERN PINE OR EQUIVALENT WOOD SPECIES HAVING THE SAME OR GREATER DESIGN VALUES:
   A. CLIPS AND FASTENERS SHALL BE CORROSION RESISTANT.
   B. RATED TO PROVIDE LOAD RESISTANCE EQUAL TO CLIP SHOWN ON PLANS.
   C. APPROVED BY I.C.C. AND OTHER REQUIRED LOCAL CODE AGENCIES.
3. ALL SHEAR WALL POSTS SHALL BE NO. 2 KD SOUTHERN PINE OR AN APPROVED WOOD SPECIES HAVING THE SAME OR GREATER DESIGN VALUES.
4. ALL OTHER INTERIOR NON-LOAD BEARING WALLS MAY BE STUD GRADE LUMBER OF AN APPROVED WOOD SPECIES.
5. THE PROPOSED USE OF DIFFERENT WOOD SPECIES AND/OR GRADES MUST BE SUBMITTED IN WRITING TO THE STRUCTURAL ENGINEER OF RECORD FOR FORMAL APPROVAL.

SOLID WOOD TONGUE & GROOVE DECK NOTES

1. 2" NOMINAL SOLID WOOD TONGUE & GROOVE DECKING SHALL BE MANUFACTURED IN ACCORDANCE WITH SPIB GRADING RULES.
2. DECK SHALL BE SPIB NO.1 GRADE SOUTHERN PINE (RANDOM LAYUP).
3. NAILING SCHEDULE FOR WOOD DECKING SHALL BE: 16d TOE NAIL AND 16d FACE NAIL AT EACH SUPPORT PLUS 8d TOE NAILS AT 30" O.C. ALONG EACH COURSE.

GYPSUM SHEATHING NOTES

1. ALL INTERIOR GYPSUM WALL SHEATHING AND CEILING PANELS SHALL BE ANCHORED TO BUILDING FRAMING AS RECOMMENDED BY THE GYPSUM SHEATHING SUPPLIER TO PROVIDE AN ALLOWABLE SHEAR FORCE OF 100# PER FOOT SHEAR RESISTANCE FOR WIND OR SEISMIC FORCES.
2. ALL GYPSUM WALL SHEATHING SHALL BE ANCHORED TO WALL FRAMING USING 5d COOLER NAILS OR STANDARD ANNULARRING DRYALL NAILS. SPACE NAILS @ 7" O.C. MAXIMUM ALONG ALL SUPPORTS. LOCATE ALL NAILS 1/2" MINIMUM CLEAR FROM PANEL EDGES AND ENDS. ALL WALL STUD SPACING SHALL BE 16" O.C. MAX. UNLESS NOTED OTHERWISE. PANEL END JOINTS SHALL OCCUR OVER THE CENTER OF A FRAMING MEMBER TO PROVIDE PROPER PANEL FASTENER EDGE CLEARANCE. ALL GYPSUM SHEATHING FASTENERS SHALL HAVE ANTI-CORROSIVE COATING AND SHALL BE DRIVEN TO SET THE FASTENER HEAD JUST BELOW THE WALL SURFACE BUT NOT TO BREAK THE PANEL PAPER SURFACE AS RECOMMENDED BY THE MANUFACTURER TO ALLOW FOR PROPER FINISHING OF THE WALL SURFACE WALL PANELS SHALL EXTEND FROM TOP TO BOTTOM PLATES. END JOINTS SHALL BE STAGGERED AND JOINTS ON OPPOSITE SIDES OF WALL PARTITION SHALL NOT OCCUR ON THE SAME STUD. WALLBOARD JOINTS AT OPENINGS SHALL BE LOCATED SO THAT NO END JOINT WILL ALIGN WITH EDGES OF OPENING UNLESS CONTROL JOINTS ARE INSTALLED IN THESE LOCATIONS.
3. HORIZONTAL BLOCKING BETWEEN WALL STUDS IS NOT REQUIRED AT PANEL EDGE JOINTS UNLESS NOTED OTHERWISE. SEE ARCHITECTURAL DETAILS FOR WALL BLOCKING AS REQUIRED FOR ATTACHMENT OF HANDRAILS, WALL CABINETS OR OTHER WALL OR CEILING MOUNTED FIXTURES.
4. CONSTRUCTION AS REQUIRED TO MEET FIREPROOFING OR OTHER REQUIREMENTS. GYPSUM PANELS SHALL RUN CONTINUOUS THRU PARTITION AND CEILING INTERSECTIONS at SMOKE WALL AND FIRE WALL CONSTRUCTION TO MEET FIREPROOFING AND SMOKE WALL REQUIREMENTS. (SEE ARCHITECTURAL DETAILS.)
5. THE INTERIOR GYPSUM WALL SHEATHING IN THIS BUILDING IS CONSIDERED AS ONE OF THE STRUCTURAL ELEMENTS FOR THE FINAL LATERAL BRACING OF THE BUILDING. THE CONTRACTOR SHALL PROVIDE TEMPORARY ERECTION BRACING AS REQUIRED DURING CONSTRUCTION UNTIL ALL ELEMENTS ARE CONNECTED IN PLACE INCLUDING THE GYPSUM WALL SHEATHING.
6. ANCHOR GYPSUM PANELS TO ALL WALL STUDS AND TOP AND BOTTOM WALL PLATES AND CEILING FRAMING EXCEPT FLOAT CORNERS AND PROVIDE CONTROL JOINTS AS RECOMMENDED BY THE GYPSUM PANEL MANUFACTURER.

GLUE-LAMINATED BEAM NOTES

1. STRUCTURAL GLUE-LAMINATED MEMBERS SHALL BE FABRICATED IN ACCORDANCE WITH THE "AMERICAN NATIONAL STANDARD FOR WOOD PRODUCTS - STRUCTURAL GLUE-LAMINATED TIMBER", ANSI/AITC A190.1, AND THE AMERICAN INSTITUTE OF TIMBER CONSTRUCTION STANDARDS (ATIC). THE FABRICATOR SHALL HAVE A MINIMUM OR FIVE (5) YEARS CONTINUOUS EXPERIENCE LAMINATING STRUCTURAL MEMBERS, SHALL HAVE ADEQUATE PLANT FACILITIES AND PERFORM ALL WORK SPECIFIED UNDER THE SUPERVISION OF PROPERLY QUALIFIED PERSONNEL. NO FABRICATION WILL BE ALLOWED ON THE JOBSITE OR IN ANY FACILITY NOT CERTIFIED BY THE AITC.
2. QUALITY CONTROL SHALL BE PROVIDED IN ACCORDANCE WITH THE AMERICAN INSTITUTE OF TIMBER CONSTRUCTION INSPECTION MANUAL FOR STRUCTURAL GLUED-LAMINATED LUMBER.
3. ALL GLUE-LAMINATED BEAM CONNECTORS SHALL BE CONCEALED OR AS DIRECTED ON THE PLAN DETAILS.
4. THE LUMBER FOR LAMINATING SHALL BE SOUTHERN PINE, KILN-DRIED TO A MOISTURE CONTENT OF 7% TO 15%. THE LUMBER SHALL BE STRESS GRADED AND SHALL CONSIST OF GRADES OR COMBINATION OF GRADES TO PROVIDE MINIMUM WORKING STRESSES AS FOLLOWS:
   A. BENDING STRESS IN EXTEREME TENSION FIBER - F_{bx} = 2,400 psi
   B. SHEAR PANEL TO GRAIN - F_{VXX} - 200 psi
   C. COMPRESSION PERPENDICULAR TO GRAIN - F_{CXX} - 650 psi
   D. MODULUS OF ELASTICITY - E = 1,800,000 psi
5. WATERPROOF ADHESIVE CONFORMING TO ASTM D2559 SHALL BE USED FOR ALL LAMINATED MEMBERS.
6. LAMINATED MEMBERS SHALL BE INDIVIDUALLY WRAPPED IN A MOISTURE-RESISTANT, NON-STAINING FURNITURE WRAP PAPER FOR PROTECTION TO FINISH.
7. THE FABRICATOR SHALL FURNISH COMPLETE SHOP DRAWINGS SHOWING NECESSARY DETAILS FOR THE ARCHITECT'S REVIEW PRIOR TO FABRICATION.
8. IF STORED TEMPORARILY, MEMBERS SHALL BE PLACED ON BLOCK OFF THE GROUND AND SEPARATED FOR AIR CIRCULATION AROUND EACH MEMBER. COVER TOP AND SIDES WITH MOISTURE-RESISTANT PAPER.
9. PROTECTIVE WRAPPING SHALL REMAIN ON THE MEMBERS UNTIL THEY ARE ENCLOSED WITHIN THE BUILDING AND THE FINAL FINISH COATS ARE READY TO BE APPLIED.
10. BEFORE ERECTION BEGINS, ALL SUPPORTS AND ANCHORS SHALL BE COMPLETE, ACCESSIBLE AND FREE OF OBSTRUCTIONS.
11. MEMBERS SHALL BE ERECTED BY A COMPETENT RIGGER WHO SHALL CONSIDER THE WEIGHTS AND BALANCES OF THE MEMBERS AND USE LIFTING METHODS ACCORDINGLY
12. ALL MEMBERS MUST BE TRUE AND PLUMB. PROVIDE ERECTION BRACING AS REQUIREDTO HOLD THE FRAMING IN A SAFE POSITION UNTIL SUFFICIENT PERMANENT BRACING IS IN PLACE TO PROVIDE FULL STABILITY.
13. FINAL TIGHTENING OF BOLTS SHALL NOT BE COMPLETED UNTIL THE STRUCTURE HAS BEEN PROPERLY ALIGNED.
14. THE LAMINATED WOOD SUPPLIER SHALL CALCULATE THE REQUIRED CAMBER OF ALL LAMINATED WOOD BEAMS AS 1.5 TIMES THE CALCULATED DEAD LOAD DEFLECTION.THE CAMBER SHALL BE INDICATED ON THE SHOP DRAWINGS.
15. THE CONTRACTOR SHALL STORE, HANDLE, INSTALL AND PROTECT ALL LAMINATED WOOD MEMBERS AS RECOMMENDED BY THE LAMINATED WOOD SUPPLIER. COVER AND PROTECT ALL LAMINATED WOOD MEMBERS AS REQUIRED DURING SHIPPING AND CONSTRUCTIAL TO PROTECT FROM EXCESSIVE MOISTURE PICKUP. SEE ARCHITECT FOR FINISH REQUIREMENTS.

WOOD HEADER BEAM NOTE

AT BUILT-UP LUMBER BEAMS NAIL ALL PLYS TOGETHER W/ 2- ROWS (T&B) 12d NAILS @ 12" OC W/ 1/2" PLYWOOD CONT FILLER BETWEEN PLYS.

WOOD HEADER BEAM SCHEDULE

MARK	BEAM SIZE	REMARKS
HB-1	(3) 2x8 W/ (2)1/2" OSB FILLER	L < 6'-0" EXT WALLS
HB-2	(3) 2x12 W/ (2)1/2" OSB FILLER	L < 9'-0" EXT WALLS

LVL BEAM SCHEDULE

MARK	BEAM SIZE	REMARKS
LVL-1	2 PLY - 1 3/4" x 9 1/4 BOISE CASCADE VERSA LAM 2800	
LVL-2	3 PLY - 1 3/4" x 11 7/8 BOISE CASCADE VERSA LAM 2800	

LVL BEAM SCHEDULE NOTES:
1. AT LOCATIONS WHERE LVL FRAMES INTO A WALL THE FOLLOWING SUPPORT IS TO BE PROVIDED UNDER LVL FOR BEARING - (3) 2X6 @ 2X6 WALLS
2. AT BUILT-UP POSTS NAIL ALL PLYS TOGETHER W/ 2- ROWS (TOP TO BOT) 12d NAILS @ 9" O.C.

Dirtworks
561 SEVENTH AVENUE FLOOR 11
NEW YORK, NY 10018
(212) 589 2263

WER ARCHITECTS
901 WEST THIRD STREET
LITTLE ROCK, AR 72201
(501) 374 5300

CONSULTANTS

CIVIL ENGINEERS
CRAFTON TULL & ASSOCIATES, INC.
901 N. 47TH STREET, SUITE 400
ROGERS, AR 72756
(479) 636 4838

MEP ENGINEERS
INSIGHT ENGINEERING
322 S STATE STREET, STE 201
LITTLE ROCK, AR 72201
(501) 237 3077

STRUCTURAL ENGINEERS
ENFRA TME, LLC
BUILDING 2, 1 ALLIED DRIVE, STE 2600
LITTLE ROCK, AR 72202
(501) 666 6776

FOOD SERVICE CONSULTANT
MCKAY-LANE CONSULTING, LTD
1807 DODSON AVE
FT. SMITH, AR 72901
(479) 629 4572

ACOUSTICAL ENGINEERS
ACENTECH
620 W. GERMANTOWN PIKE, STE. 210
PLYMOUTH MEETING PA 19462
(215) 245 8244

PROJECT TITLE

CENTRAL HOUSE & GARDEN

BENTONVILLE, AR

PROJECT NUMBER: 31483

#	ISSUED FOR	DATE
	FINAL CD's	10/2/26

KEY PLAN

SIGN & SEAL

ARKANSAS REGISTERED PROFESSIONAL ENGINEER No. 12944 DATE 10/2/26

CERTIFICATE OF AUTHORIZATION ENFRA TME, LLC No. 2790 ARKANSAS

SHEET TITLE

STRUCTURAL NOTES

SHEET NUMBER

S003

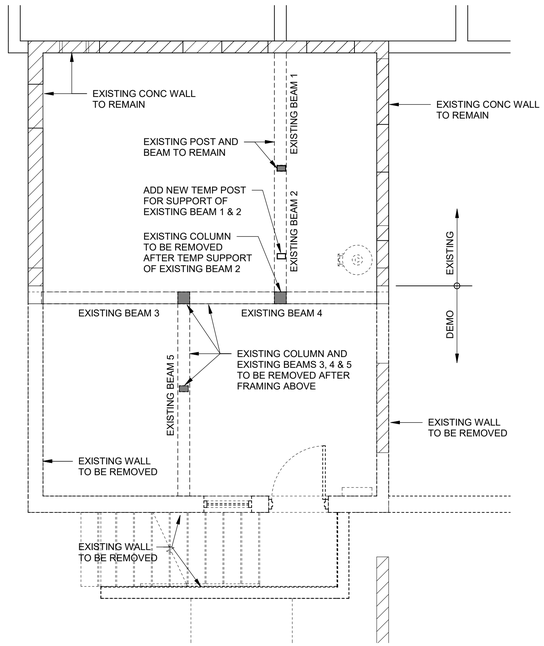

1 CRAWL SPACE DEMO
1/4" = 1'-0"

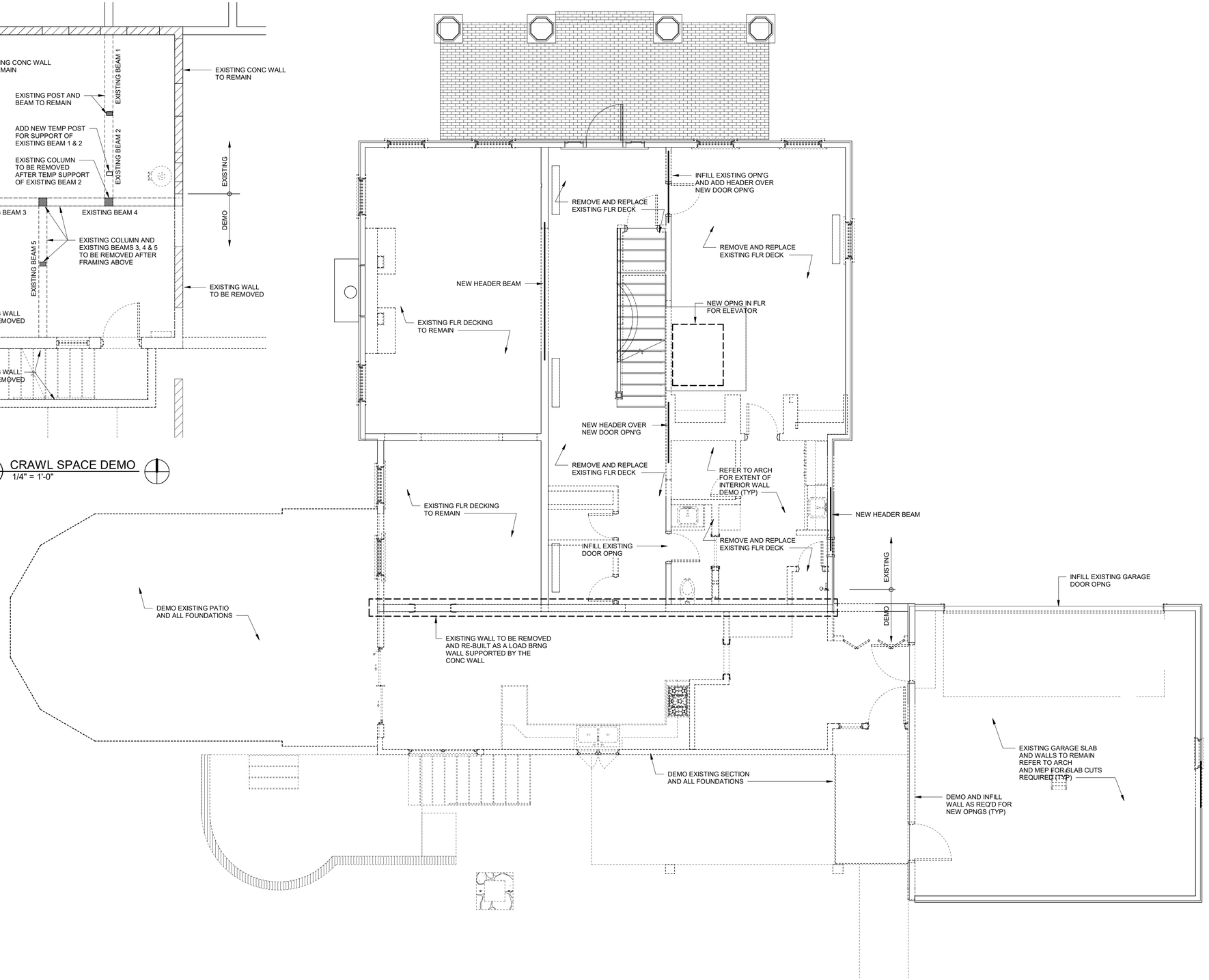

2 FIRST FLOOR - DEMO
1/4" = 1'-0"

Dirtworks
561 SEVENTH AVENUE FLOOR 11
NEW YORK, NY 10018
(212) 589 2263

WER ARCHITECTS
901 WEST THIRD STREET
LITTLE ROCK, AR 72201
(501) 374 5300

CONSULTANTS

CIVIL ENGINEERS
CRAFTON TULL & ASSOCIATES, INC.
901 N. 47TH STREET, SUITE 400
ROGERS, AR 72756
(479) 636 4838

MEP ENGINEERS
INSIGHT ENGINEERING
322 S STATE STREET, STE 201
LITTLE ROCK, AR 72201
(501) 237 3077

STRUCTURAL ENGINEERS
ENFRA TME, LLC
BUILDING 2, 1 ALLIED DRIVE, STE 2600
LITTLE ROCK, AR 72202
(501) 666 6776

FOOD SERVICE CONSULTANT
MCKAY-LANE CONSULTING, LTD
1807 DODSON AVE
FT. SMITH, AR 72901
(479) 629 4572

ACOUSTICAL ENGINEERS
ACENTECH
620 W. GERMANTOWN PIKE, STE. 210
PLYMOUTH MEETING PA 19462
(215) 245 8244

PROJECT TITLE

CENTRAL HOUSE & GARDEN

BENTONVILLE, AR

PROJECT NUMBER: 31483

#	ISSUED FOR	DATE
	FINAL CD's	10/2/26

KEY PLAN

SIGN & SEAL

SHEET TITLE

CRAWL SPACE AND FIRST FLOOR - DEMO

SHEET NUMBER

S100

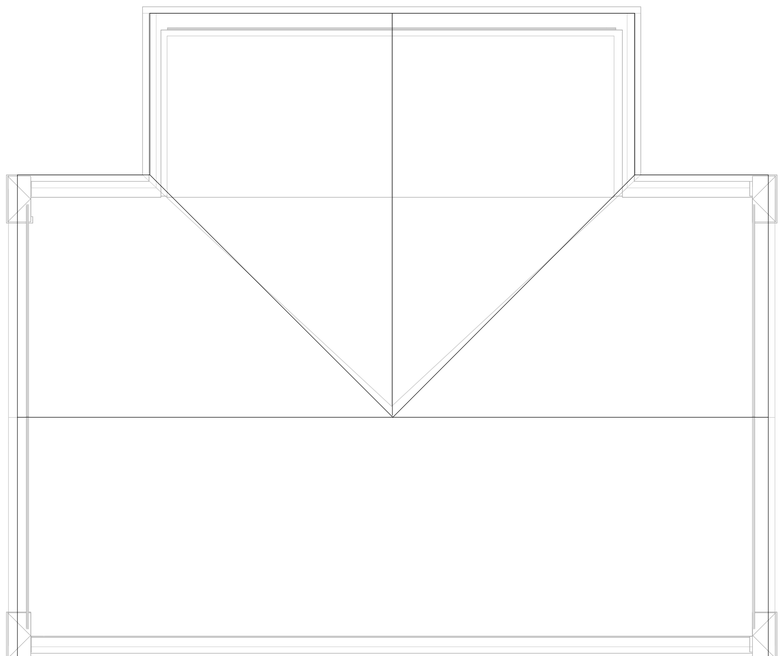

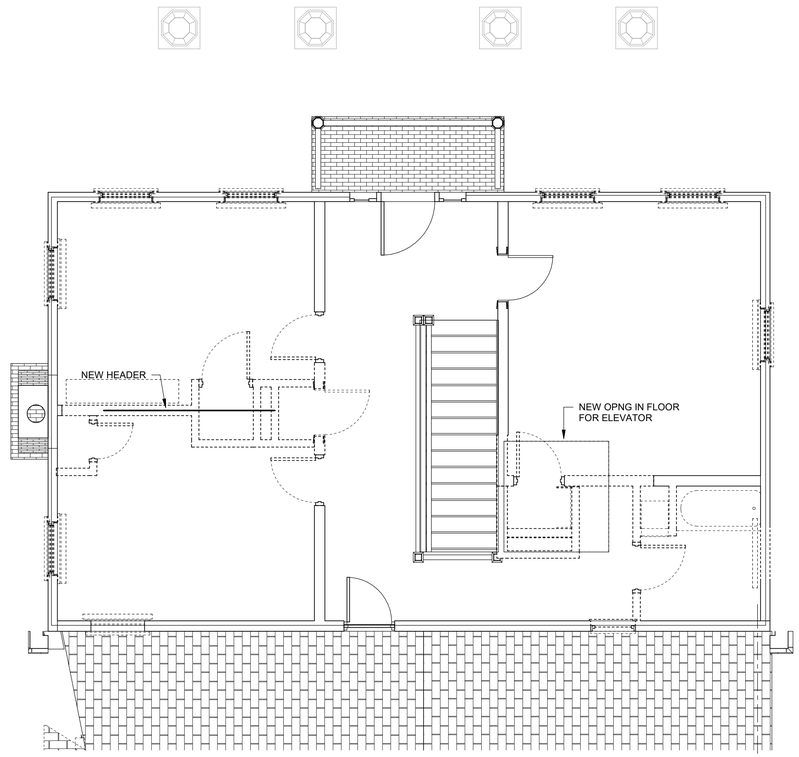

1 2ND FLOOR - DEMO
1/4" = 1'-0"

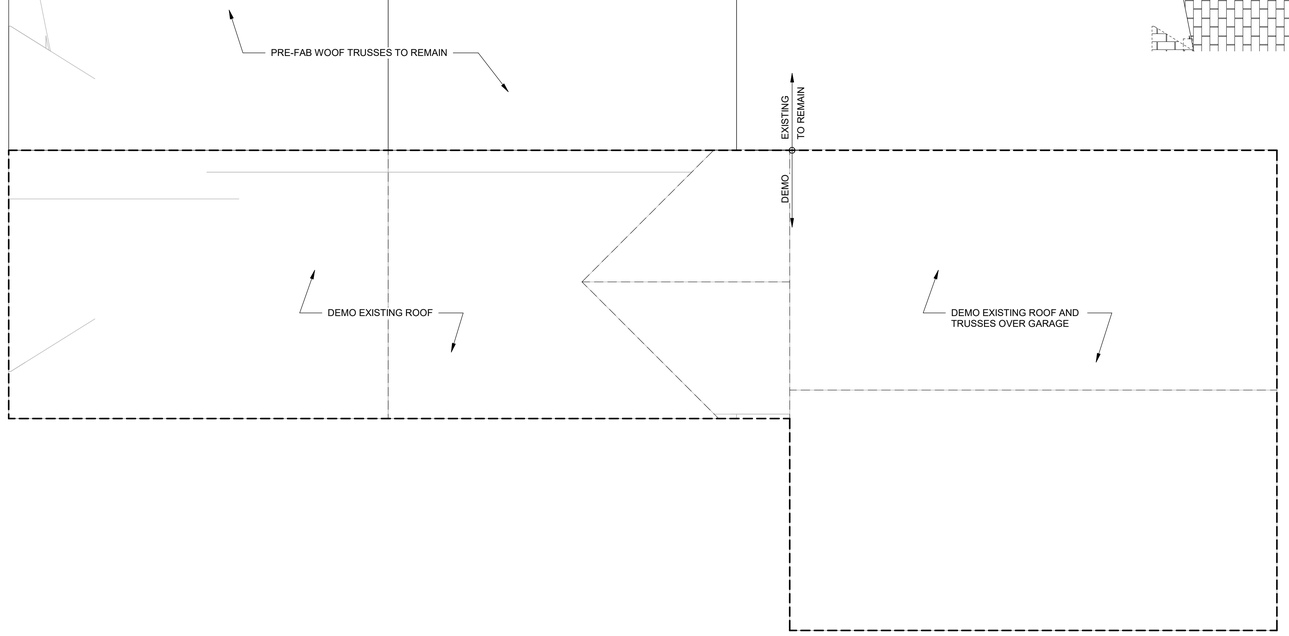

2 ROOF - DEMO
1/4" = 1'-0"

Dirtworks
561 SEVENTH AVENUE FLOOR
11
NEW YORK, NY 10018
(212) 589 2263

WER
ARCHITECTS
901 WEST THIRD STREET
LITTLE ROCK, AR 72201
(501) 374 5300

CONSULTANTS

CIVIL ENGINEERS
CRAFTON TULL & ASSOCIATES, INC.
901 N. 47TH STREET, SUITE 400
ROGERS, AR 72756
(479) 636 4838

MEP ENGINEERS
INSIGHT ENGINEERING
322 S STATE STREET, STE 201
LITTLE ROCK, AR 72201
(501) 237 3077

STRUCTURAL ENGINEERS
ENFRA TME, LLC
BUILDING 2, 1 ALLIED DRIVE, STE 2600
LITTLE ROCK, AR 72202
(501) 666 6776

FOOD SERVICE CONSULTANT
MCKAY-LANE CONSULTING, LTD
1807 DODSON AVE
FT. SMITH, AR 72901
(479) 629 4572

ACOUSTICAL ENGINEERS
ACENTECH
620 W. GERMANTOWN PIKE, STE. 210
PLYMOUTH MEETING PA 19462
(215) 245 8244

PROJECT TITLE

CENTRAL HOUSE & GARDEN

BENTONVILLE, AR

PROJECT NUMBER: 31483

#	ISSUED FOR	DATE
	FINAL CD's	10/2/26

KEY PLAN

SIGN & SEAL

STATE OF ARKANSAS — REGISTERED PROFESSIONAL ENGINEER — No. 12944 — DAVID KYLE ERWIN — 10-2-26

CERTIFICATE OF AUTHORIZATION — ENFRA TME, LLC — No. 2790 — ARKANSAS

SHEET TITLE

2ND FLR AND ROOF PLAN - DEMO

SHEET NUMBER

S101

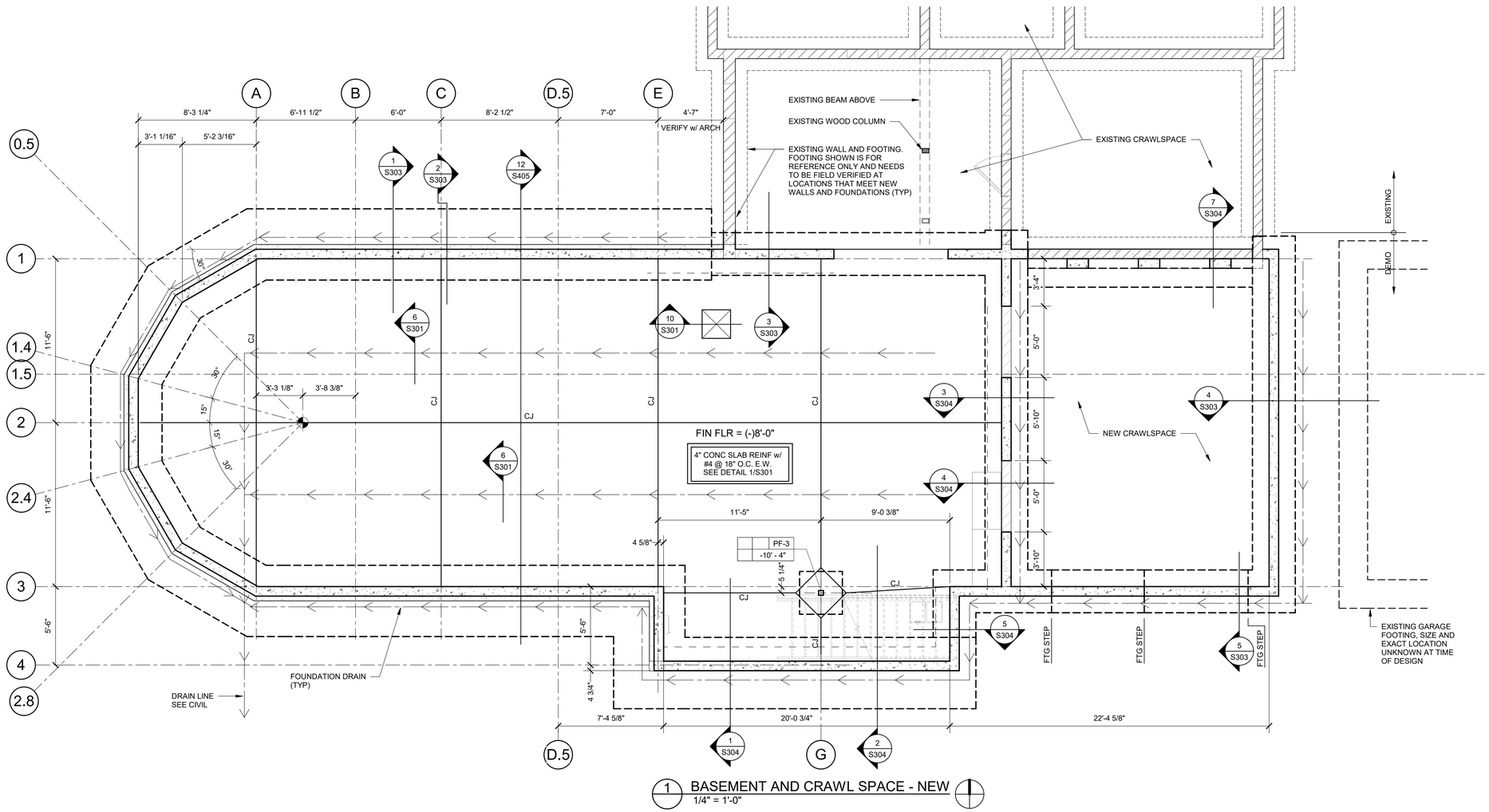

1 BASEMENT AND CRAWL SPACE - NEW
1/4" = 1'-0"

Dirtworks
561 SEVENTH AVENUE FLOOR 11
NEW YORK, NY 10018
(212) 589 2263

WER ARCHITECTS
901 WEST THIRD STREET
LITTLE ROCK, AR 72201
(501) 374 5300

CONSULTANTS

CIVIL ENGINEERS
CRAFTON TULL & ASSOCIATES, INC.
901 N. 47TH STREET, SUITE 400
ROGERS, AR 72756
(479) 636 4838

MEP ENGINEERS
INSIGHT ENGINEERING
322 S STATE STREET, STE 201
LITTLE ROCK, AR 72201
(501) 237 3077

STRUCTURAL ENGINEERS
ENFRA TME, LLC
BUILDING 2, 1 ALLIED DRIVE, STE 2600
LITTLE ROCK, AR 72202
(501) 666 6776

FOOD SERVICE CONSULTANT
MCKAY-LANE CONSULTING, LTD
1807 DODSON AVE
FT. SMITH, AR 72901
(479) 629 4572

ACOUSTICAL ENGINEERS
ACENTECH
620 W. GERMANTOWN PIKE, STE. 210
PLYMOUTH MEETING PA 19462
(215) 245 8244

PROJECT TITLE

CENTRAL HOUSE & GARDEN

BENTONVILLE, AR

PROJECT NUMBER: 31483

#	ISSUED FOR	DATE
	FINAL CD's	10/2/26

KEY PLAN

SIGN & SEAL



SHEET TITLE

BASEMENT AND CRAWL SPACE - NEW

SHEET NUMBER

S102

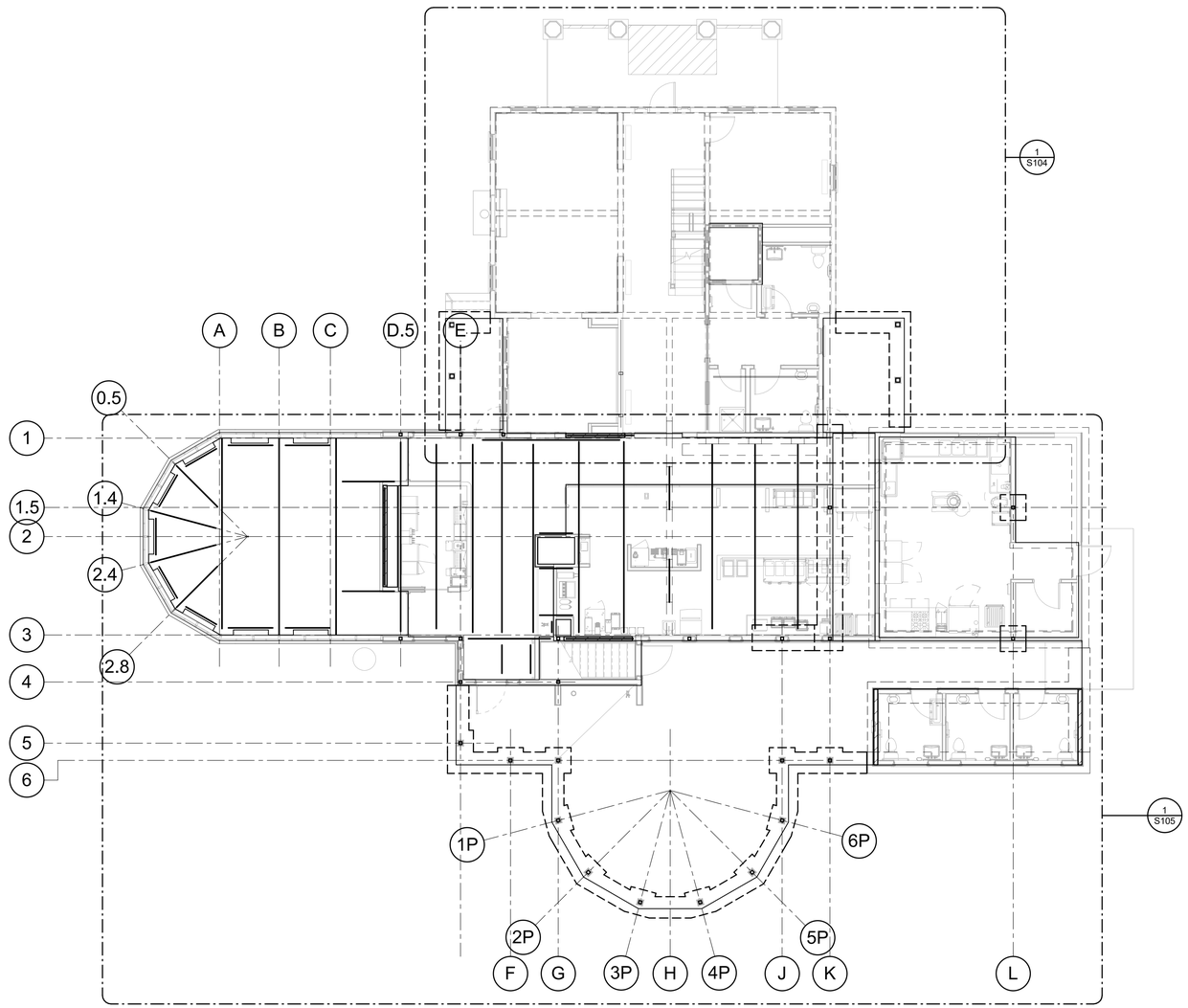

1 NEW PLAN - FIRST FLOOR
1/8" = 1'-0"

Dirtworks
561 SEVENTH AVENUE FLOOR 11
NEW YORK, NY 10018
(212) 589 2263

WER ARCHITECTS
901 WEST THIRD STREET
LITTLE ROCK, AR 72201
(501) 374 5300

CONSULTANTS

CIVIL ENGINEERS
CRAFTON TULL & ASSOCIATES, INC.
901 N. 47TH STREET, SUITE 400
ROGERS, AR 72756
(479) 636 4838

MEP ENGINEERS
INSIGHT ENGINEERING
322 S STATE STREET, STE 201
LITTLE ROCK, AR 72201
(501) 237 3077

STRUCTURAL ENGINEERS
ENFRA TME, LLC
BUILDING 2, 1 ALLIED DRIVE, STE 2600
LITTLE ROCK, AR 72202
(501) 666 6776

FOOD SERVICE CONSULTANT
MCKAY-LANE CONSULTING, LTD
1807 DODSON AVE
FT. SMITH, AR 72901
(479) 629 4572

ACOUSTICAL ENGINEERS
ACENTECH
620 W. GERMANTOWN PIKE, STE. 210
PLYMOUTH MEETING PA 19462
(215) 245 8244

PROJECT TITLE

CENTRAL HOUSE & GARDEN

BENTONVILLE, AR

PROJECT NUMBER: 31483

#	ISSUED FOR	DATE
	FINAL CD's	10/2/26

KEY PLAN

SIGN & SEAL

STATE OF ARKANSAS REGISTERED PROFESSIONAL ENGINEER No. 12944 COLE BRIDGES 10-2-26

CERTIFICATE OF AUTHORIZATION ENFRA TME, LLC No. 2790 ARKANSAS

SHEET TITLE

FIRST FLOOR - NEW

SHEET NUMBER

S103

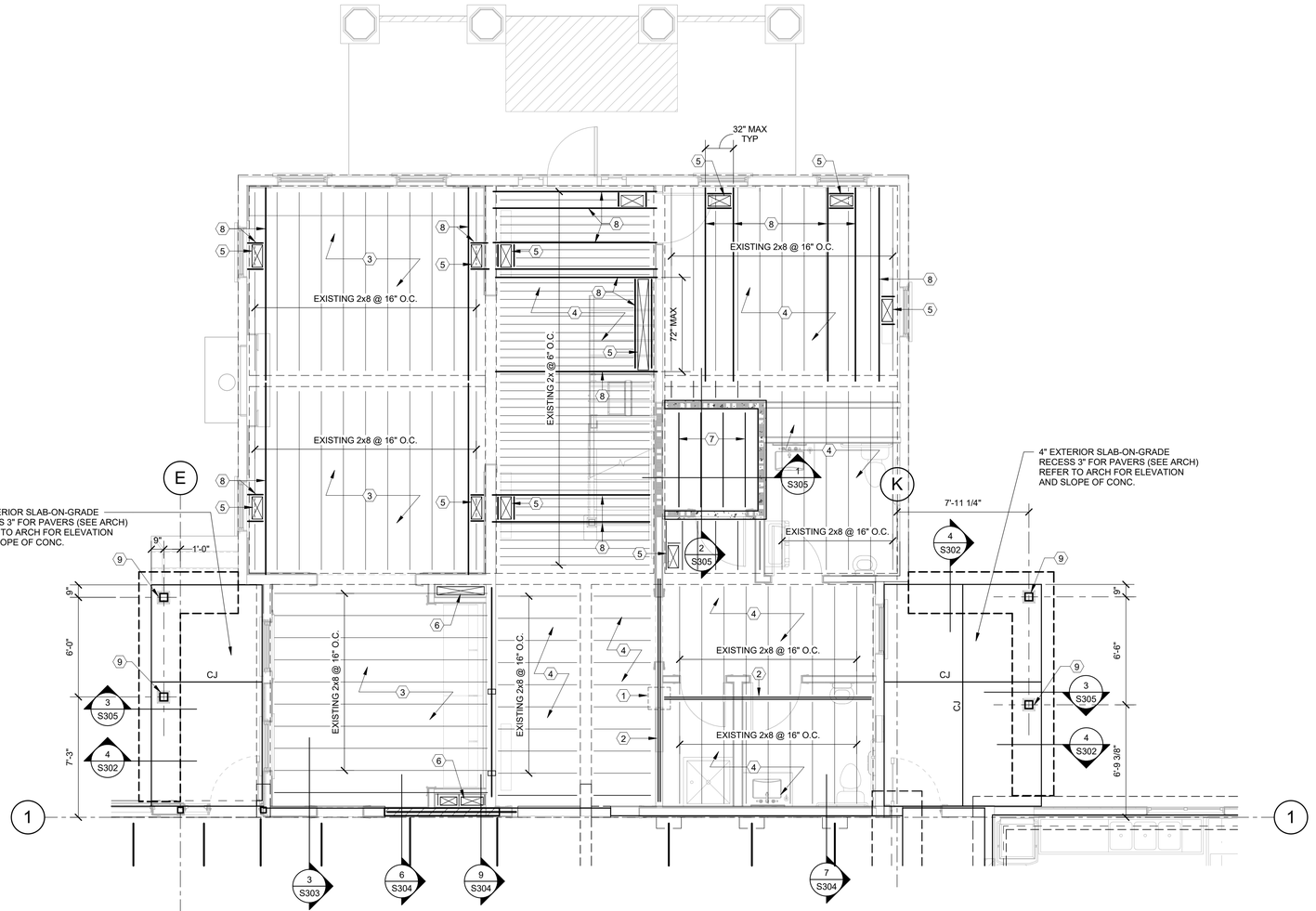

1 ENLARGED PLAN - FIRST FLOOR
1/4" = 1'-0"

KEYED NOTES:

1. EXISTING CMU PEDESTAL TO REMAIN
2. EXISTING 2x BEAM TO REMAIN
3. EXISTING FLR DECK TO REMAIN
4. REMOVE AND REPLACE EXISTING FLR DECK WITH NEW 3/4" PLYWOOD DECKING; SEE NOTE FOR ATTACHMENT REQUIREMENTS
5. CHASE FOR MECH DIFFUSER. REFER TO MECH AND ARCH FOR EXACT SIZE AND LOCATION
6. CHASE FROM BASEMENT TO 1ST FLOOR FOR MECH. REFER TO MECH AND ARCH FOR LOCATION AND SIZE
7. 2x8 @ 16" O.C. w/ SIMPSON HANGER (LU28) EACH END. 2x8 TO BE REMOVED FOR FUTURE ELEVATOR. PROVIDE 2X8 LEDGER BOARD EACH END. FASTEN TO WALL STUDS w/ 4 - 16d NAILS.
8. PROVIDE 1 3/4" X 7 1/4" LVL (BOISE CASCADE VERSA LAM 2800) ALONG SIDE OF NEW OPNG. HEADER EACH END OF NEW OPNG w/ 2x8. ADD 2x8 ALONG SIDE OF OPNG ON EXISTING WALL SIDE. BEAR ON TOP OF EXISTING CONCRETE WALL; SHIM AS REQUIRED. ATTACH TO CONCRETE WALL w/ SIMPSON HGAM10.
9. WD 6x6 EXTERIOR TREATED POST WITH CBSTQTM66 SIMPSON POST BASE.

SHEET NOTES:

1. DO NOT CUT ANY EXISTING WOOD FLOOR JOIST OR BEAMS FOR ANY REASON UNLESS NOTED ON THE STRUCTURAL DRAWINGS.
2. DO NOT CUT OR NOTCH ANY EXISTING WOOD BEAMS OR JOIST FOR MECHANICAL, ELECTRICAL OR PLUMBING LINES OR CONDUIT.

Dirtworks
561 SEVENTH AVENUE FLOOR 11
NEW YORK, NY 10018
(212) 589 2263

WER ARCHITECTS
901 WEST THIRD STREET
LITTLE ROCK, AR 72201
(501) 374 5300

CONSULTANTS

CIVIL ENGINEERS
CRAFTON TULL & ASSOCIATES, INC.
901 N. 47TH STREET, SUITE 400
ROGERS, AR 72756
(479) 636 4838

MEP ENGINEERS
INSIGHT ENGINEERING
322 S STATE STREET, STE 201
LITTLE ROCK, AR 72201
(501) 237 3077

STRUCTURAL ENGINEERS
ENFRA TME, LLC
BUILDING 2, 1 ALLIED DRIVE, STE 2600
LITTLE ROCK, AR 72202
(501) 666 6776

FOOD SERVICE CONSULTANT
MCKAY-LANE CONSULTING, LTD
1807 DODSON AVE
FT. SMITH, AR 72901
(479) 629 4572

ACOUSTICAL ENGINEERS
ACENTECH
620 W. GERMANTOWN PIKE, STE. 210
PLYMOUTH MEETING PA 19462
(215) 245 8244

PROJECT TITLE

CENTRAL HOUSE & GARDEN

BENTONVILLE, AR

PROJECT NUMBER: 31483

#	ISSUED FOR	DATE
	FINAL CD's	10/2/26

KEY PLAN

SIGN & SEAL

STATE OF ARKANSAS REGISTERED PROFESSIONAL ENGINEER No. 12944 DAVID KYLE BRIDGES 10/2/26

CERTIFICATE OF AUTHORIZATION ENFRA TME, LLC No. 2790 ARKANSAS

SHEET TITLE

FIRST FLOOR - ENLARGED PLAN - EXISTING BLDG

SHEET NUMBER

S104

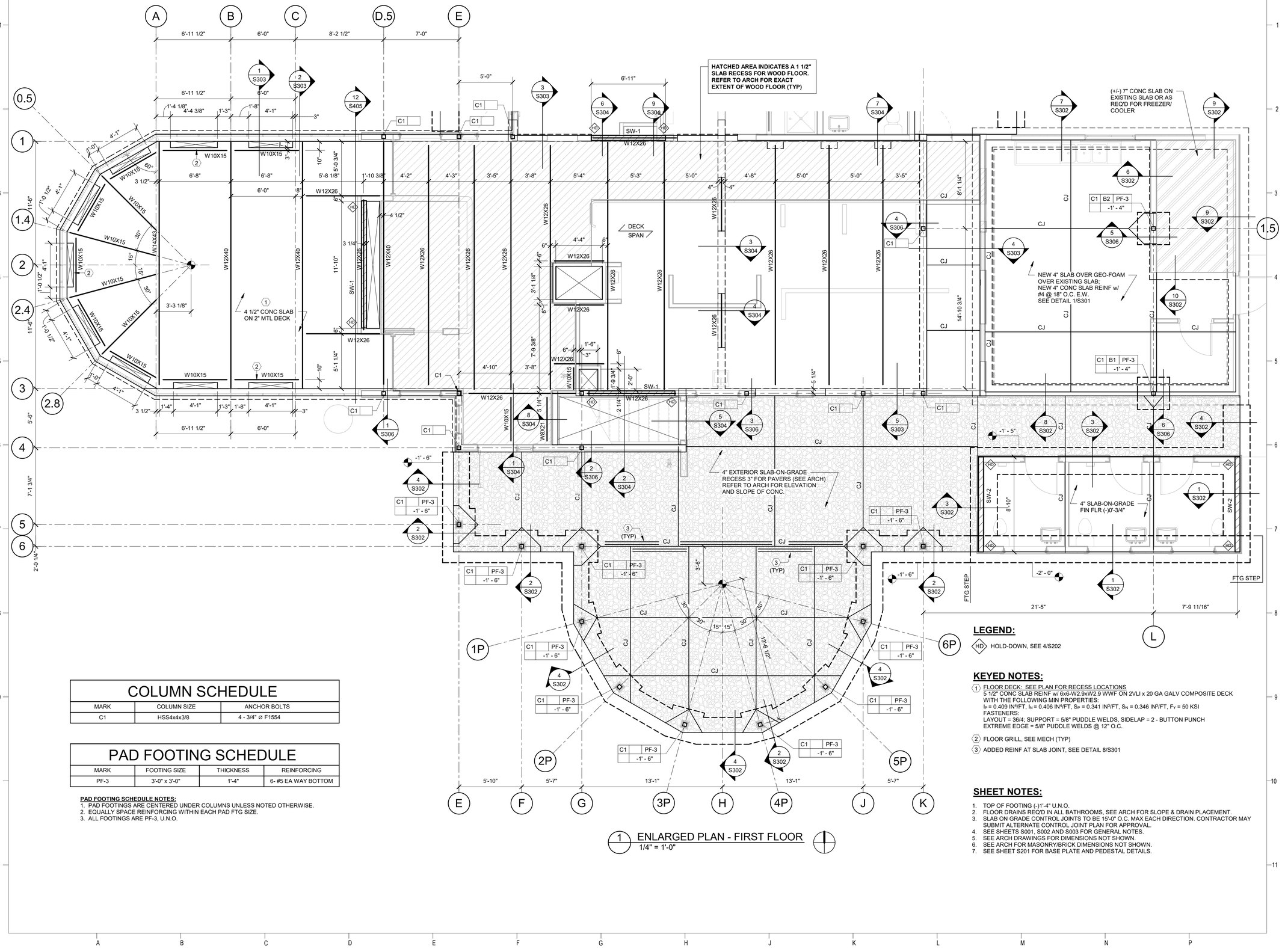

1 ENLARGED PLAN - FIRST FLOOR
1/4" = 1'-0"

COLUMN SCHEDULE

MARK	COLUMN SIZE	ANCHOR BOLTS
C1	HSS4x4x3/8	4 - 3/4" ø F1554

PAD FOOTING SCHEDULE

MARK	FOOTING SIZE	THICKNESS	REINFORCING
PF-3	3'-0" x 3'-0"	1'-4"	6- #5 EA WAY BOTTOM

PAD FOOTING SCHEDULE NOTES:
1. PAD FOOTINGS ARE CENTERED UNDER COLUMNS UNLESS NOTED OTHERWISE.
2. EQUALLY SPACE REINFORCING WITHIN EACH PAD FTG SIZE.
3. ALL FOOTINGS ARE PF-3, U.N.O.

LEGEND:

HD HOLD-DOWN, SEE 4/S202

KEYED NOTES:

1. FLOOR DECK: SEE PLAN FOR RECESS LOCATIONS
   5 1/2" CONC SLAB REINF w/ 6x6-W2.9xW2.9 WWF ON 2VLI x 20 GA GALV COMPOSITE DECK WITH THE FOLLOWING MIN PROPERTIES:
   I_P = 0.409 IN⁴/FT, I_N = 0.406 IN⁴/FT, S_P = 0.341 IN³/FT, S_N = 0.346 IN³/FT, F_Y = 50 KSI
   FASTENERS:
   LAYOUT = 36/4; SUPPORT = 5/8" PUDDLE WELDS, SIDELAP = 2 - BUTTON PUNCH
   EXTREME EDGE = 5/8" PUDDLE WELDS @ 12" O.C.
2. FLOOR GRILL, SEE MECH (TYP)
3. ADDED REINF AT SLAB JOINT, SEE DETAIL 8/S301

SHEET NOTES:

1. TOP OF FOOTING (-)1'-4" U.N.O.
2. FLOOR DRAINS REQ'D IN ALL BATHROOMS, SEE ARCH FOR SLOPE & DRAIN PLACEMENT.
3. SLAB ON GRADE CONTROL JOINTS TO BE 15'-0" O.C. MAX EACH DIRECTION. CONTRACTOR MAY SUBMIT ALTERNATE CONTROL JOINT PLAN FOR APPROVAL.
4. SEE SHEETS S001, S002 AND S003 FOR GENERAL NOTES.
5. SEE ARCH DRAWINGS FOR DIMENSIONS NOT SHOWN.
6. SEE ARCH FOR MASONRY/BRICK DIMENSIONS NOT SHOWN.
7. SEE SHEET S201 FOR BASE PLATE AND PEDESTAL DETAILS.

Dirtworks
561 SEVENTH AVENUE FLOOR 11
NEW YORK, NY 10018
(212) 589 2263

WER ARCHITECTS
901 WEST THIRD STREET
LITTLE ROCK, AR 72201
(501) 374 5300

CONSULTANTS

CIVIL ENGINEERS
CRAFTON TULL & ASSOCIATES, INC.
901 N. 47TH STREET, SUITE 400
ROGERS, AR 72756
(479) 636 4838

MEP ENGINEERS
INSIGHT ENGINEERING
322 S STATE STREET, STE 201
LITTLE ROCK, AR 72201
(501) 237 3077

STRUCTURAL ENGINEERS
ENFRA TME, LLC
BUILDING 2, 1 ALLIED DRIVE, STE 2600
LITTLE ROCK, AR 72202
(501) 666 6776

FOOD SERVICE CONSULTANT
MCKAY-LANE CONSULTING, LTD
1807 DODSON AVE
FT. SMITH, AR 72901
(479) 629 4572

ACOUSTICAL ENGINEERS
ACENTECH
620 W. GERMANTOWN PIKE, STE. 210
PLYMOUTH MEETING PA 19462
(215) 245 8244

PROJECT TITLE

CENTRAL HOUSE & GARDEN

BENTONVILLE, AR

PROJECT NUMBER: 31483

#	ISSUED FOR	DATE
	FINAL CD's	10/2/26

KEY PLAN

SIGN & SEAL

STATE OF ARKANSAS — DAVID KYLE BRUNER — No. 12944 — REGISTERED PROFESSIONAL ENGINEER — 10/2/26

CERTIFICATE OF AUTHORIZATION — ENFRA TME, LLC — No. 2790 — ARKANSAS

SHEET TITLE

FIRST FLOOR - ENLARGED PLAN

SHEET NUMBER

S105

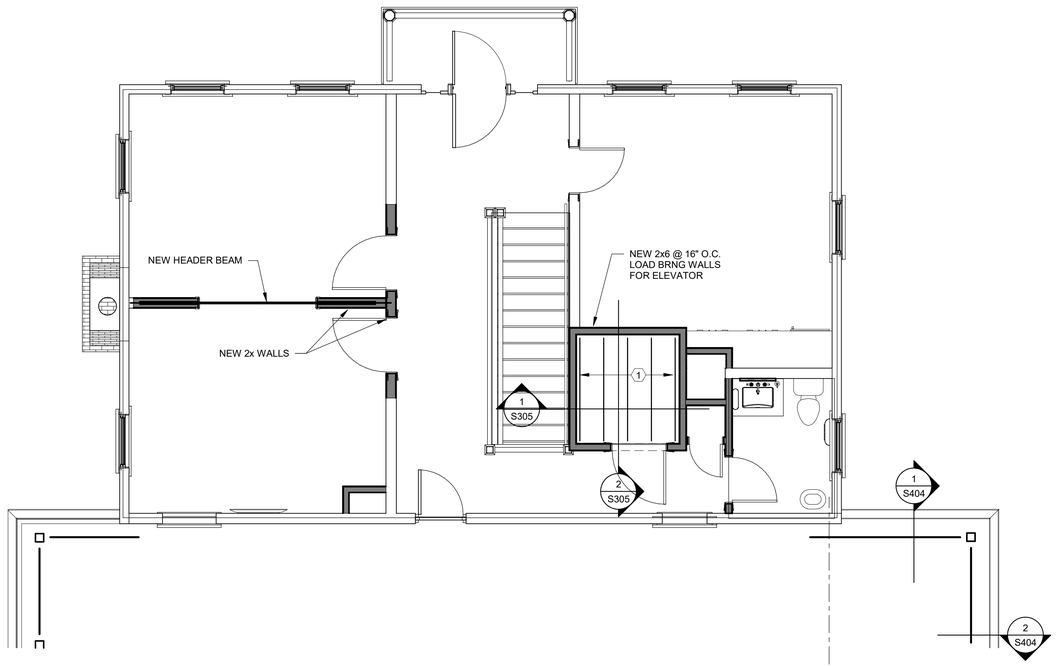

1 2ND FLOOR - NEW
1/4" = 1'-0"

KEYED NOTES:

1 2x8 @ 16" O.C. w/ SIMPSON HANGER (LU28) EACH END. 2x8 TO BE REMOVED FOR FUTURE ELEVATOR. PROVIDE 2X8 LEDGER BOARD EACH END. FASTEN TO WALL STUDS w/ 4 - 16d NAILS.

Dirtworks
561 SEVENTH AVENUE FLOOR 11
NEW YORK, NY 10018
(212) 589 2263

WER ARCHITECTS
901 WEST THIRD STREET
LITTLE ROCK, AR 72201
(501) 374 5300

CONSULTANTS

CIVIL ENGINEERS
CRAFTON TULL & ASSOCIATES, INC.
901 N. 47TH STREET, SUITE 400
ROGERS, AR 72756
(479) 636 4838

MEP ENGINEERS
INSIGHT ENGINEERING
322 S STATE STREET, STE 201
LITTLE ROCK, AR 72201
(501) 237 3077

STRUCTURAL ENGINEERS
ENFRA TME, LLC
BUILDING 2, 1 ALLIED DRIVE, STE 2600
LITTLE ROCK, AR 72202
(501) 666 6776

FOOD SERVICE CONSULTANT
MCKAY-LANE CONSULTING, LTD
1807 DODSON AVE
FT. SMITH, AR 72901
(479) 629 4572

ACOUSTICAL ENGINEERS
ACENTECH
620 W. GERMANTOWN PIKE, STE. 210
PLYMOUTH MEETING PA 19462
(215) 245 8244

PROJECT TITLE

CENTRAL HOUSE & GARDEN

BENTONVILLE, AR

PROJECT NUMBER: 31483

#	ISSUED FOR	DATE
	FINAL CD's	10/2/26

KEY PLAN

SIGN & SEAL

STATE OF ARKANSAS REGISTERED PROFESSIONAL ENGINEER No. 12944 DAVID KYLE BRIGGS 10-2-26

CERTIFICATE OF AUTHORIZATION ENFRA TME, LLC No. 2790 ARKANSAS

SHEET TITLE

2ND FLOOR - NEW

SHEET NUMBER

S106

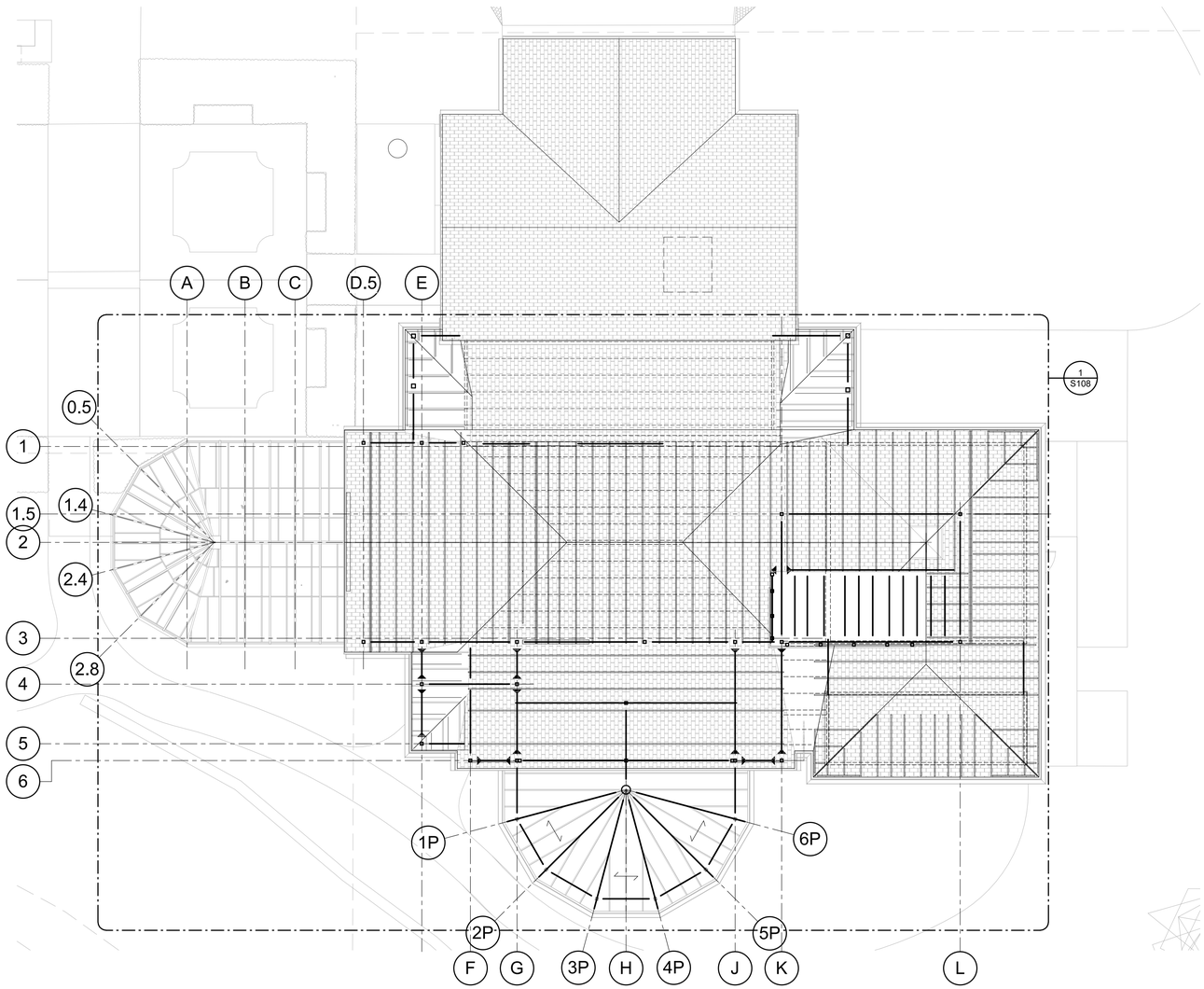

1 ROOF PLAN - NEW
1/8" = 1'-0"

Dirtworks
561 SEVENTH AVENUE FLOOR 11
NEW YORK, NY 10018
(212) 589 2263

WER ARCHITECTS
901 WEST THIRD STREET
LITTLE ROCK, AR 72201
(501) 374 5300

CONSULTANTS

CIVIL ENGINEERS
CRAFTON TULL & ASSOCIATES, INC.
901 N. 47TH STREET, SUITE 400
ROGERS, AR 72756
(479) 636 4838

MEP ENGINEERS
INSIGHT ENGINEERING
322 S STATE STREET, STE 201
LITTLE ROCK, AR 72201
(501) 237 3077

STRUCTURAL ENGINEERS
ENFRA TME, LLC
BUILDING 2, 1 ALLIED DRIVE, STE 2600
LITTLE ROCK, AR 72202
(501) 666 6776

FOOD SERVICE CONSULTANT
MCKAY-LANE CONSULTING, LTD
1807 DODSON AVE
FT. SMITH, AR 72901
(479) 629 4572

ACOUSTICAL ENGINEERS
ACENTECH
620 W. GERMANTOWN PIKE, STE. 210
PLYMOUTH MEETING PA 19462
(215) 245 8244

PROJECT TITLE

CENTRAL HOUSE & GARDEN
BENTONVILLE, AR

PROJECT NUMBER: 31483

#	ISSUED FOR	DATE
	FINAL CD's	10/2/26

KEY PLAN

SIGN & SEAL

STATE OF ARKANSAS REGISTERED PROFESSIONAL ENGINEER No. 12944 DAVID KYLE BRIDGES 10/2/26

CERTIFICATE OF AUTHORIZATION ENFRA TME, LLC No. 2790 ARKANSAS

SHEET TITLE

ROOF PLAN - NEW

SHEET NUMBER

S107

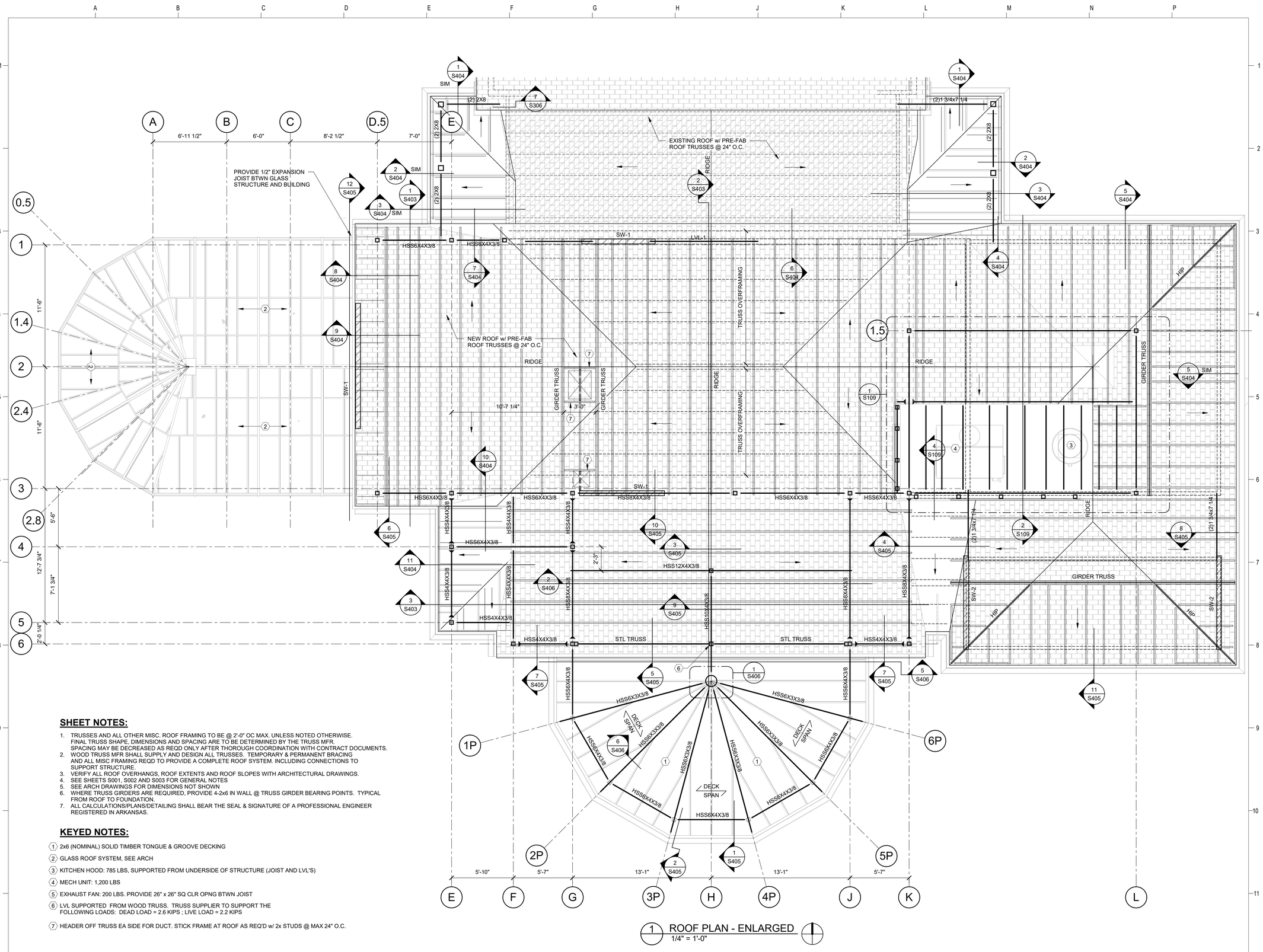

1 ROOF PLAN - ENLARGED
1/4" = 1'-0"

SHEET NOTES:

1. TRUSSES AND ALL OTHER MISC. ROOF FRAMING TO BE @ 2'-0" OC MAX. UNLESS NOTED OTHERWISE. FINAL TRUSS SHAPE, DIMENSIONS AND SPACING ARE TO BE DETERMINED BY THE TRUSS MFR. SPACING MAY BE DECREASED AS REQD ONLY AFTER THOROUGH COORDINATION WITH CONTRACT DOCUMENTS.
2. WOOD TRUSS MFR SHALL SUPPLY AND DESIGN ALL TRUSSES. TEMPORARY & PERMANENT BRACING AND ALL MISC FRAMING REQD TO PROVIDE A COMPLETE ROOF SYSTEM. INCLUDING CONNECTIONS TO SUPPORT STRUCTURE.
3. VERIFY ALL ROOF OVERHANGS, ROOF EXTENTS AND ROOF SLOPES WITH ARCHITECTURAL DRAWINGS.
4. SEE SHEETS S001, S002 AND S003 FOR GENERAL NOTES
5. SEE ARCH DRAWINGS FOR DIMENSIONS NOT SHOWN
6. WHERE TRUSS GIRDERS ARE REQUIRED, PROVIDE 4-2x6 IN WALL @ TRUSS GIRDER BEARING POINTS. TYPICAL FROM ROOF TO FOUNDATION.
7. ALL CALCULATIONS/PLANS/DETAILING SHALL BEAR THE SEAL & SIGNATURE OF A PROFESSIONAL ENGINEER REGISTERED IN ARKANSAS.

KEYED NOTES:

1. 2x6 (NOMINAL) SOLID TIMBER TONGUE & GROOVE DECKING
2. GLASS ROOF SYSTEM, SEE ARCH
3. KITCHEN HOOD: 785 LBS, SUPPORTED FROM UNDERSIDE OF STRUCTURE (JOIST AND LVL'S)
4. MECH UNIT: 1,200 LBS
5. EXHAUST FAN: 200 LBS. PROVIDE 26" x 26" SQ CLR OPNG BTWN JOIST
6. LVL SUPPORTED FROM WOOD TRUSS. TRUSS SUPPLIER TO SUPPORT THE FOLLOWING LOADS: DEAD LOAD = 2.6 KIPS ; LIVE LOAD = 2.2 KIPS
7. HEADER OFF TRUSS EA SIDE FOR DUCT. STICK FRAME AT ROOF AS REQ'D w/ 2x STUDS @ MAX 24" O.C.

Dirtworks
561 SEVENTH AVENUE FLOOR 11
NEW YORK, NY 10018
(212) 589 2263

WER ARCHITECTS
901 WEST THIRD STREET
LITTLE ROCK, AR 72201
(501) 374 5300

CONSULTANTS

CIVIL ENGINEERS
CRAFTON TULL & ASSOCIATES, INC.
901 N. 47TH STREET, SUITE 400
ROGERS, AR 72756
(479) 636 4838

MEP ENGINEERS
INSIGHT ENGINEERING
322 S STATE STREET, STE 201
LITTLE ROCK, AR 72201
(501) 237 3077

STRUCTURAL ENGINEERS
ENFRA TME, LLC
BUILDING 2, 1 ALLIED DRIVE, STE 2600
LITTLE ROCK, AR 72202
(501) 666 6776

FOOD SERVICE CONSULTANT
MCKAY-LANE CONSULTING, LTD
1807 DODSON AVE
FT. SMITH, AR 72901
(479) 629 4572

ACOUSTICAL ENGINEERS
ACENTECH
620 W. GERMANTOWN PIKE, STE. 210
PLYMOUTH MEETING PA 19462
(215) 245 8244

PROJECT TITLE

CENTRAL HOUSE & GARDEN

BENTONVILLE, AR

PROJECT NUMBER: 31483

#	ISSUED FOR	DATE
	FINAL CD's	10/2/26

KEY PLAN

SIGN & SEAL

SHEET TITLE

ROOF PLAN - ENLARGED

SHEET NUMBER

S108

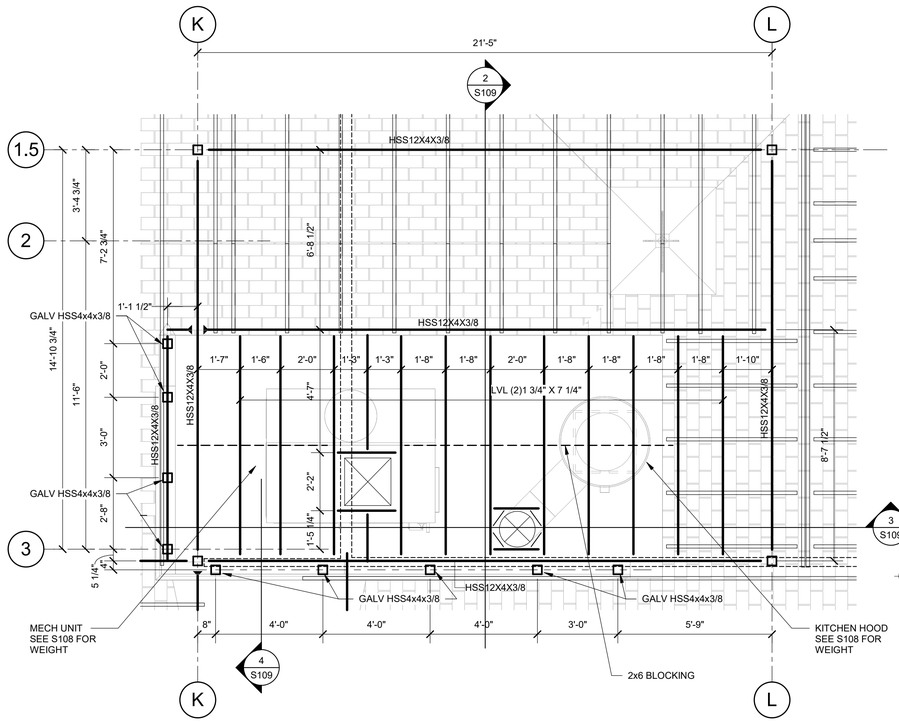

1 ENLARGED PLAN AT MECH UNIT ON ROOF
3/8" = 1'-0"

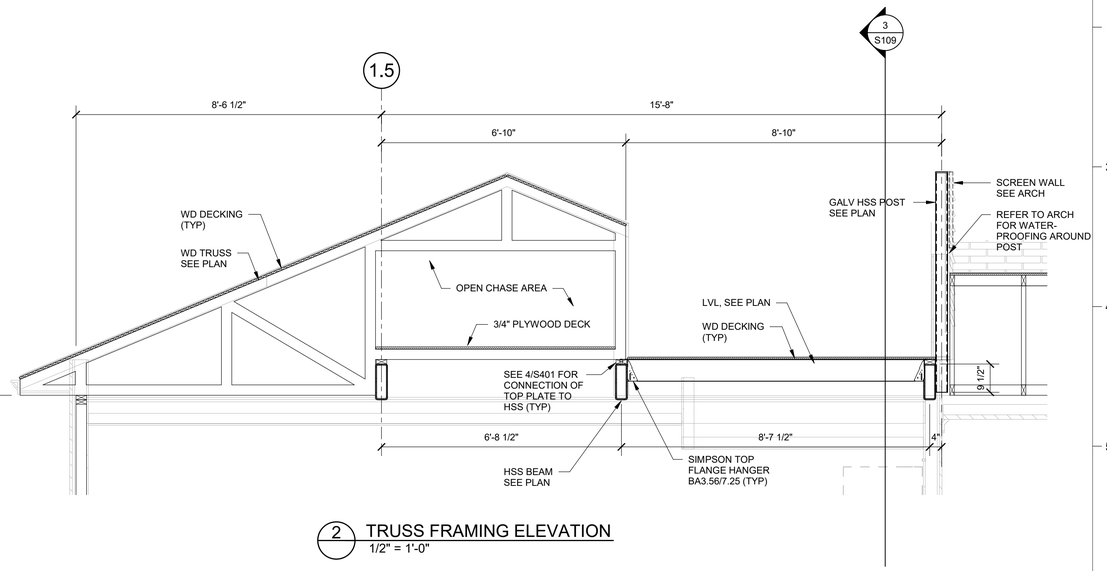

2 TRUSS FRAMING ELEVATION
1/2" = 1'-0"

NOTES:
1. REFER TO MECH FOR ROOF INSULATION AND SLOPE.
2. REFER TO PLUMBING FOR ROOF DRAINS
3. DO NOT CUT LVL BEAMS FOR MEP

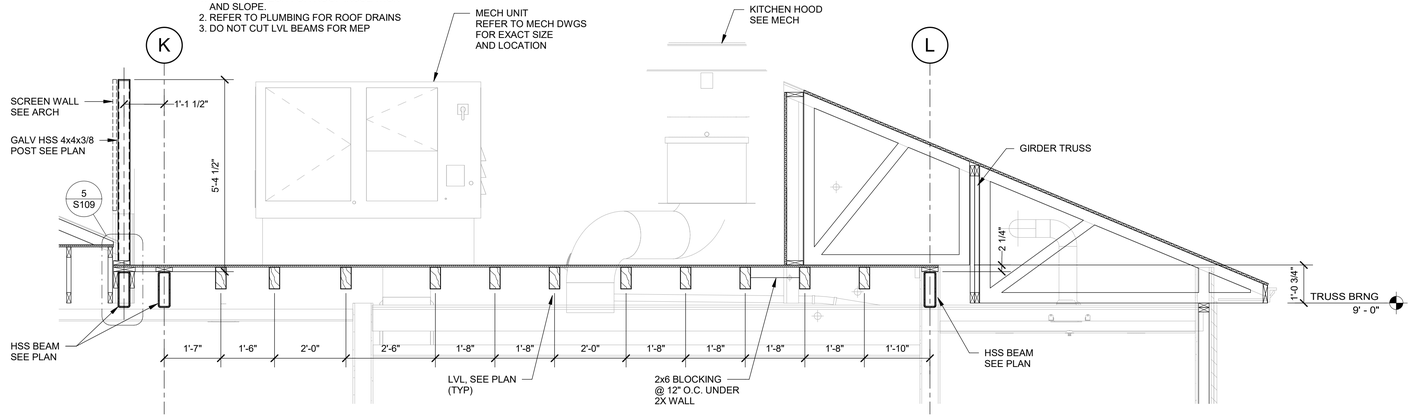

3 SECTION AT MECH SPACE ON ROOF
1/2" = 1'-0"

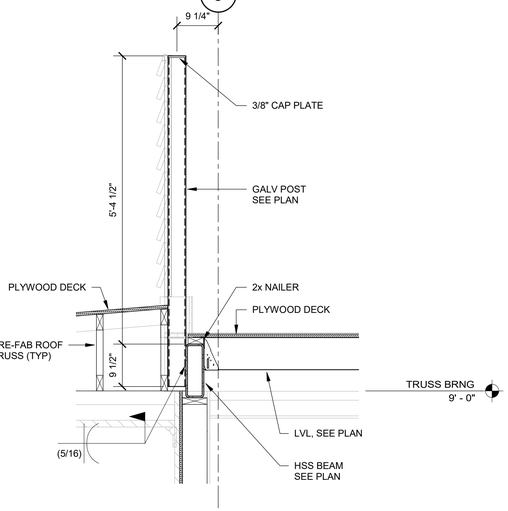

4 FRAMING SECTION
3/4" = 1'-0"

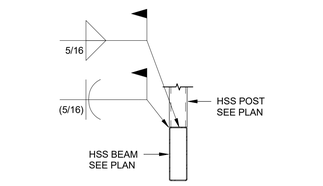

5 CONN OF SCREEN WALL POST
3/4" = 1'-0"

Dirtworks
561 SEVENTH AVENUE FLOOR 11
NEW YORK, NY 10018
(212) 589 2263

WER ARCHITECTS
901 WEST THIRD STREET
LITTLE ROCK, AR 72201
(501) 374 5300

CONSULTANTS

CIVIL ENGINEERS
CRAFTON TULL & ASSOCIATES, INC.
901 N. 47TH STREET, SUITE 400
ROGERS, AR 72756
(479) 636 4838

MEP ENGINEERS
INSIGHT ENGINEERING
322 S STATE STREET, STE 201
LITTLE ROCK, AR 72201
(501) 237 3077

STRUCTURAL ENGINEERS
ENFRA TME, LLC
BUILDING 2, 1 ALLIED DRIVE, STE 2600
LITTLE ROCK, AR 72202
(501) 666 6776

FOOD SERVICE CONSULTANT
MCKAY-LANE CONSULTING, LTD
1807 DODSON AVE
FT. SMITH, AR 72901
(479) 629 4572

ACOUSTICAL ENGINEERS
ACENTECH
620 W. GERMANTOWN PIKE, STE. 210
PLYMOUTH MEETING PA 19462
(215) 245 8244

PROJECT TITLE

CENTRAL HOUSE & GARDEN

BENTONVILLE, AR

PROJECT NUMBER: 31483

#	ISSUED FOR	DATE
	FINAL CD's	10/2/26

KEY PLAN

SIGN & SEAL



SHEET TITLE

ROOF PLAN ENLARGED & SECTIONS

SHEET NUMBER

S109

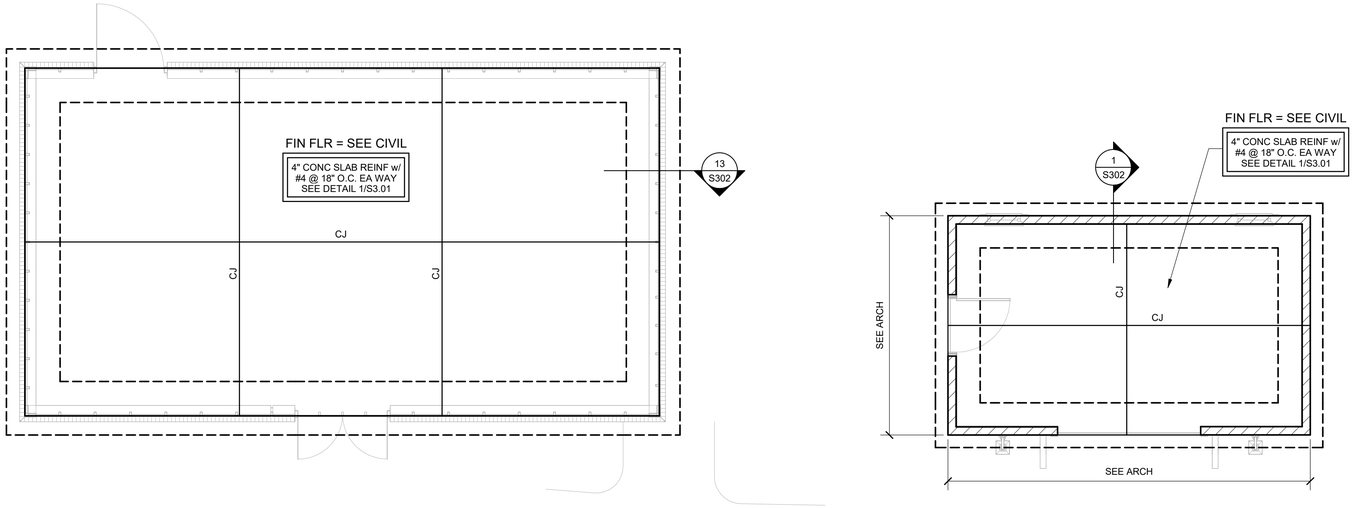

1 FOUNDATION PLAN - GREENHOUSE AND GARDEN SHED
1/4" = 1'-0"

FOUNDATION SHEET NOTES:

1. TOP OF FOOTING (-)1'-4" (U.N.O.)
2. FLOOR DRAINS, SEE ARCH FOR SLOPE & DRAIN PLACEMENT
3. SLAB ON GRADE CONTROL JOINTS TO BE 15'-0" O.C. MAX EACH DIRECTION. CONTRACTOR MAY SUBMIT ALTERNATE CONTROL JOINT PLAN FOR APPROVAL
4. SEE SHEETS S0.01 AND S0.02 FOR GENERAL NOTES
5. SEE ARCH DRAWINGS FOR DIMENSIONS NOT SHOWN
6. SEE ARCH FOR MASONRY/BRICK DIMENSIONS NOT SHOWN
7. ALL FOOTINGS ARE CENTERED ON COLUMNS U.N.O.
8. GENERAL CONTRACTOR TO COORDINATE FOOTING STEP LOCATIONS w/ CIVIL. TOP OF FOOTING TO BE 8" MIN BELOW FINAL GRADE

LEGEND:

INDICATES 2x6 WD LOAD BRNG WALL

INDICATES SHEAR WALL, SEE SHEET S4.1

HD INDICATES SHEAR WALL HOLD-DOWN, SEE SHEET S4.1

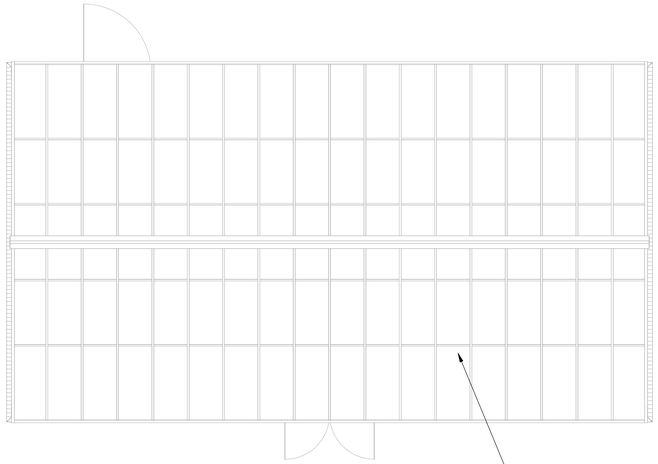

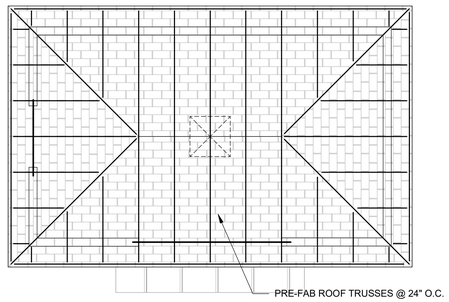

2 ROOF FRAMING PLAN - GREENHOUSE AND GARDEN SHED
1/4" = 1'-0"

FRAMING SHEET NOTES:

1. FRAMING MEMBERS ARE SPACED EQUALLY BETWEEN COLUMN LINES, UNLESS NOTED OTHERWISE.
2. REFER TO ARCHITECTURAL DRAWINGS FOR EXACT SIZES & LOCATIONS OF ALL DOOR & WINDOW OPENINGS.
3. SEE MECHANICAL DRAWINGS FOR EXACT SIZES, WEIGHT & LOCATIONS OF ALL MECHANICAL UNITS.
4. SEE MECHANICAL FOR OPENING SIZES AND LOCATIONS.
5. DBE = DECK BEARING ELEVATION
6. TRUSSES AND ALL OTHER MISC. ROOF FRAMING TO BE @ 2'-0" OC MAX. UNLESS NOTED OTHERWISE. FINAL TRUSS SHAPE, DIMENSIONS AND SPACING ARE TO BE DETERMINED BY THE TRUSS MFR. SPACING MAY BE DECREASED AS REQD ONLY AFTER THOROUGH COORDINATION WITH CONTRACT DOCUMENTS.
7. WOOD TRUSS MFR SHALL SUPPLY AND DESIGN ALL TRUSSES. TEMPORARY & PERMANENT BRACING AND ALL MISC FRAMING REQD TO PROVIDE A COMPLETE ROOF SYSTEM. INCLUDING CONNECTIONS TO SUPPORT STRUCTURE.
8. VERIFY ALL ROOF OVERHANGS, ROOF EXTENTS AND ROOF SLOPES WITH ARCHITECTURAL DRAWINGS.
9. ALL CALCULATIONS/PLANS/DETAILING SHALL BEAR THE SEAL & SIGNATURE OF A PROFESSIONAL ENGINEER REGISTERED IN ARKANSAS.

Dirtworks
561 SEVENTH AVENUE FLOOR 11
NEW YORK, NY 10018
(212) 589 2263

WER ARCHITECTS
901 WEST THIRD STREET
LITTLE ROCK, AR 72201
(501) 374 5300

CONSULTANTS

CIVIL ENGINEERS
CRAFTON TULL & ASSOCIATES, INC.
901 N. 47TH STREET, SUITE 400
ROGERS, AR 72756
(479) 636 4838

MEP ENGINEERS
INSIGHT ENGINEERING
322 S STATE STREET, STE 201
LITTLE ROCK, AR 72201
(501) 237 3077

STRUCTURAL ENGINEERS
ENFRA TME, LLC
BUILDING 2, 1 ALLIED DRIVE, STE 2600
LITTLE ROCK, AR 72202
(501) 666 6776

FOOD SERVICE CONSULTANT
MCKAY-LANE CONSULTING, LTD
1807 DODSON AVE
FT. SMITH, AR 72901
(479) 629 4572

ACOUSTICAL ENGINEERS
ACENTECH
620 W. GERMANTOWN PIKE, STE. 210
PLYMOUTH MEETING PA 19462
(215) 245 8244

PROJECT TITLE

CENTRAL HOUSE & GARDEN

BENTONVILLE, AR

PROJECT NUMBER: 31483

#	ISSUED FOR	DATE
	FINAL CD's	10/2/26

KEY PLAN

SIGN & SEAL



SHEET TITLE

GREENHOUSE & GARDEN SHED - FOUNDATION AND FRAMING PLAN

SHEET NUMBER

S110

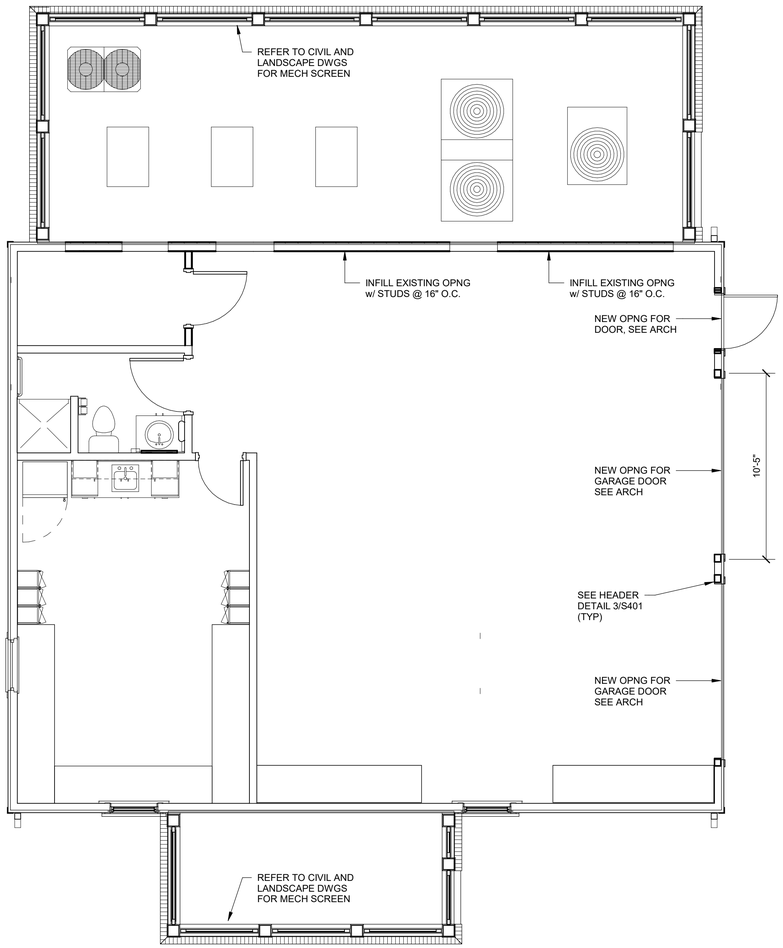

1 MAINTENANCE BLDG - FLOOR PLAN
1/4" = 1'-0"

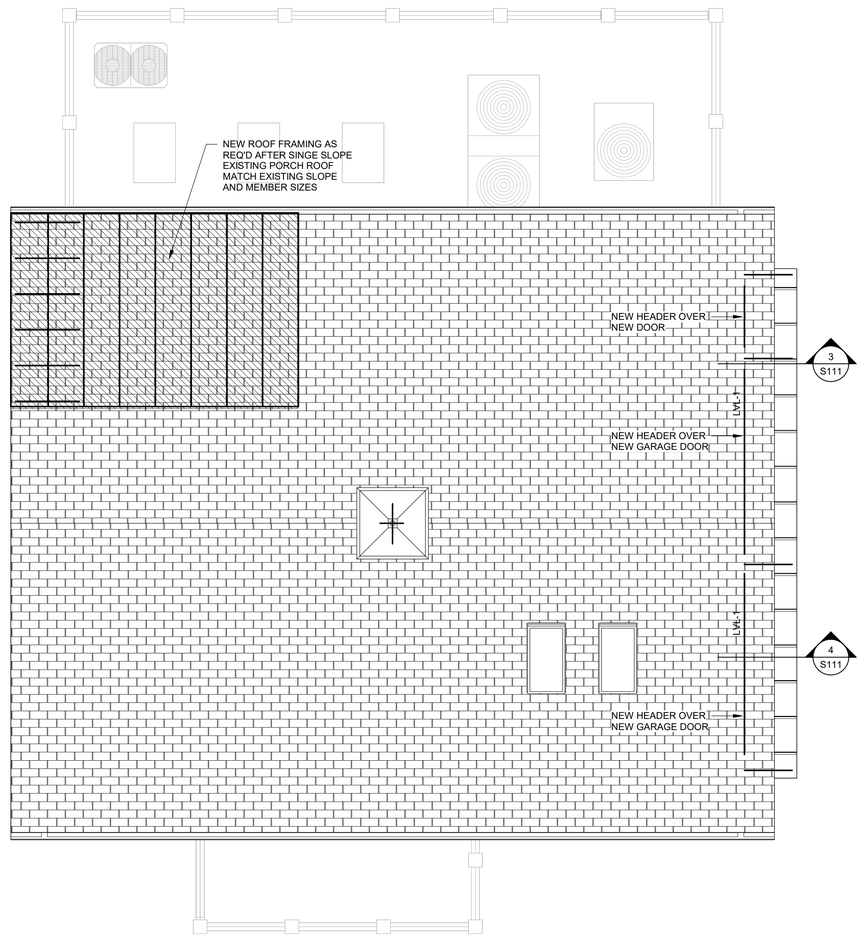

2 MAINTENANCE BLDG - ROOF PLAN
1/4" = 1'-0"

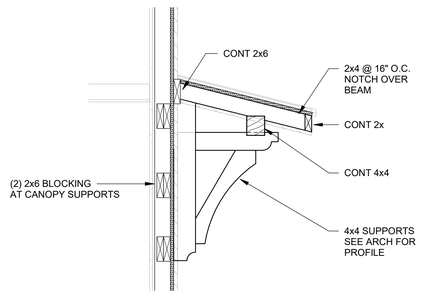

3 FRAMING SECTION
3/4" = 1'-0"

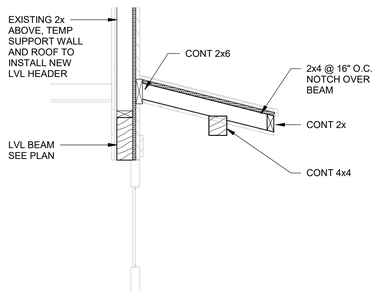

4 FRAMING SECTION
3/4" = 1'-0"

Dirtworks
561 SEVENTH AVENUE FLOOR 11
NEW YORK, NY 10018
(212) 589 2263

WER ARCHITECTS
901 WEST THIRD STREET
LITTLE ROCK, AR 72201
(501) 374 5300

CONSULTANTS

CIVIL ENGINEERS
CRAFTON TULL & ASSOCIATES, INC.
901 N. 47TH STREET, SUITE 400
ROGERS, AR 72756
(479) 636 4838

MEP ENGINEERS
INSIGHT ENGINEERING
322 S STATE STREET, STE 201
LITTLE ROCK, AR 72201
(501) 237 3077

STRUCTURAL ENGINEERS
ENFRA TME, LLC
BUILDING 2, 1 ALLIED DRIVE, STE 2600
LITTLE ROCK, AR 72202
(501) 666 6776

FOOD SERVICE CONSULTANT
MCKAY-LANE CONSULTING, LTD
1807 DODSON AVE
FT. SMITH, AR 72901
(479) 629 4572

ACOUSTICAL ENGINEERS
ACENTECH
620 W. GERMANTOWN PIKE, STE. 210
PLYMOUTH MEETING PA 19462
(215) 245 8244

PROJECT TITLE

CENTRAL HOUSE & GARDEN

BENTONVILLE, AR

PROJECT NUMBER: 31483

#	ISSUED FOR	DATE
	FINAL CD's	10/2/26

KEY PLAN

SIGN & SEAL

STATE OF ARKANSAS — DAVID KYLE BRUNER — No. 12944 — REGISTERED PROFESSIONAL ENGINEER — 10/2/26

CERTIFICATE OF AUTHORIZATION — ENFRA TME, LLC — No. 2790 — ARKANSAS

SHEET TITLE

MAINTENANCE BLDG PLANS

SHEET NUMBER

S111

ANCHOR BOLT SCHEDULE

DIA	EMBEDMENT	NSG
3/4"	1'-0"	1 1/2"

NOTES:
1. ANCHOR BOLTS SHALL MEET THE REQUIREMENTS OF ASTM F1554.
2. ALL ANCHOR BOLTS SHALL BE FURNISHED WITH HEX NUTS AND CUT WASHERS OF SPECIFICATIONS COMPATIBLE WITH THOSE OF THE THREADED SHANKS UNLESS NOTED OTHERWISE.
3. FOR CONVENTIONAL COLUMNS (W & HSS SHAPES) A NUT SHALL BE PLACED UNDER THE BASE PLATE AND USED FOR LEVELING.
4. HEADED BOLTS MAY BE SUBSTITUTED FOR BOLTS AS SHOWN.

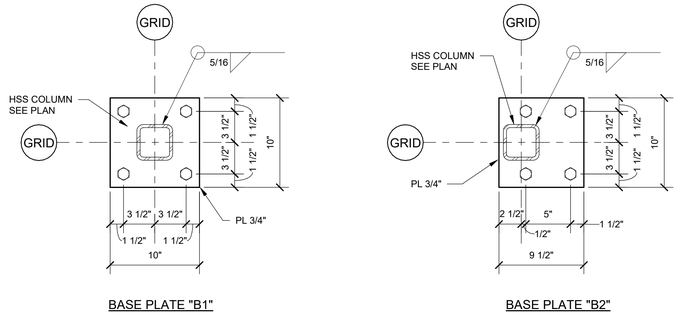

BASE PLATE "B1"

BASE PLATE "B2"

1 BASE PLATE DETAILS
1 1/2" = 1'-0"

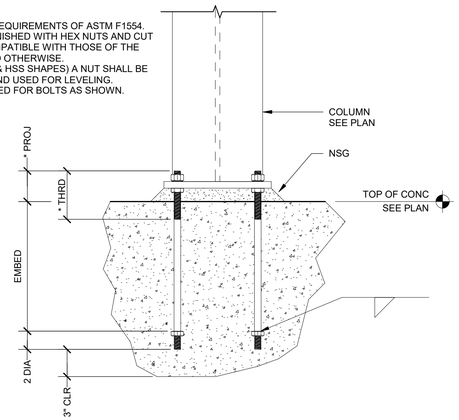

*PROJ = BASE PLATE THICKNESS + NSG + DIA + 1"
*THRD = PROJ + 1"

2 TYPICAL ANCHOR BOLT DETAIL
1 1/2" = 1'-0"

Dirtworks
561 SEVENTH AVENUE FLOOR 11
NEW YORK, NY 10018
(212) 589 2263

WER ARCHITECTS
901 WEST THIRD STREET
LITTLE ROCK, AR 72201
(501) 374 5300

CONSULTANTS

CIVIL ENGINEERS
CRAFTON TULL & ASSOCIATES, INC.
901 N. 47TH STREET, SUITE 400
ROGERS, AR 72756
(479) 636 4838

MEP ENGINEERS
INSIGHT ENGINEERING
322 S STATE STREET, STE 201
LITTLE ROCK, AR 72201
(501) 237 3077

STRUCTURAL ENGINEERS
ENFRA TME, LLC
BUILDING 2, 1 ALLIED DRIVE, STE 2600
LITTLE ROCK, AR 72202
(501) 666 6776

FOOD SERVICE CONSULTANT
MCKAY-LANE CONSULTING, LTD
1807 DODSON AVE
FT. SMITH, AR 72901
(479) 629 4572

ACOUSTICAL ENGINEERS
ACENTECH
620 W. GERMANTOWN PIKE, STE. 210
PLYMOUTH MEETING PA 19462
(215) 245 8244

PROJECT TITLE

CENTRAL HOUSE & GARDEN

BENTONVILLE, AR

PROJECT NUMBER: 31483

#	ISSUED FOR	DATE
	FINAL CD's	10/2/26

KEY PLAN

SIGN & SEAL

SHEET TITLE

BASE PLATE AND PEDESTAL DETAILS

SHEET NUMBER

S201

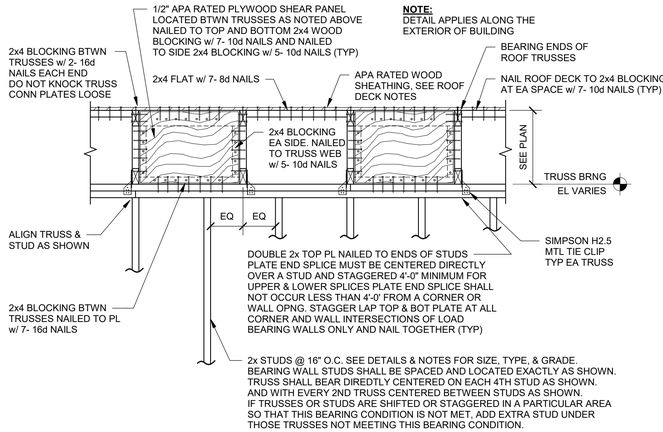

1 TYP EXTERIOR SHEAR TRANSFER BRACE
3/4" = 1'-0"

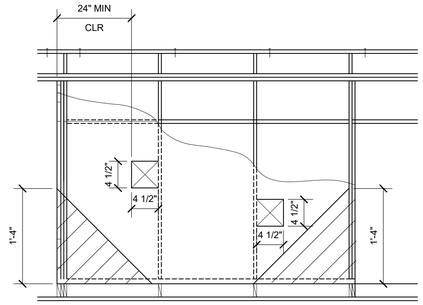

NOTE:

1. MAXIMUM OF (2) 4 1/2" WIDE CUTS = 9 INCHES IN A 4'-0" PANEL. THE 20% ALLOWABLE EQUALS 9.6".
2 NO CUTS OR HOLES IN SHEATHING WITHIN 16" OF CORNER OR WITHIN 24" FROM ENDS OF SHEAR WALL.

2 TYPICAL SHEAR WALL OPENINGS
SCALE: NONE

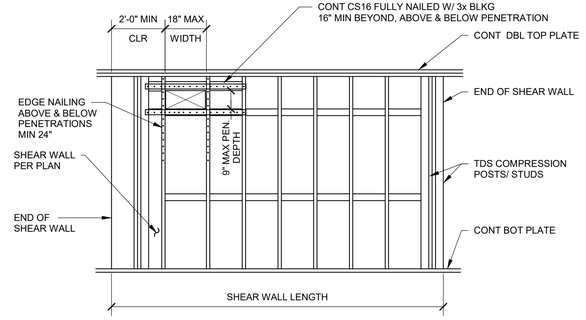

NOTE:

1. MAXIMUM OF (2) 4 1/2" WIDE PENETRATION IN EVERY 4'-0" LENGTH OF SHEAR WALL FOR NO STRAPPING/BLKG OR REDUCTION IN SHEAR CAPACITY. SEE DETAIL 1 THIS SHEET.
2. EDGE DISTANCE FROM PENETRATION TO END OF SHEAR WALL WILL NEED TO BE GREATER THAN 24" AS NOT TO INTERFERE WITH TDS COMPRESSION POSTS/STUDS.

3 TYPICAL FRAMING FOR PENETRATIONS IN SHEAR WALLS
SCALE: NONE

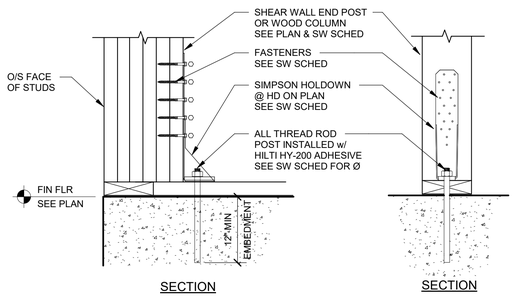

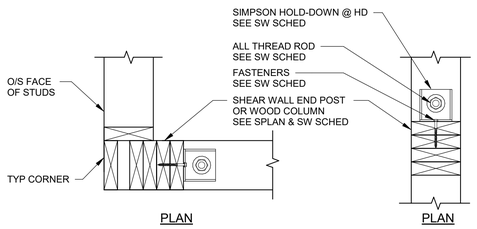

4 SHEAR WALL HOLD-DOWN DETAIL AT CONCRETE
1 1/2" = 1'-0"

SHEAR WALL SCHEDULE

TYPE	SHEATHING	SHEATHING FASTENERS	END POST [7]	SIMPSON HOLDOWN @ END POST	THREADED ROD	FOUNDATION SILL PLATE SHEAR ANCHORS	REMARKS
SW-1	1 SIDE, 7/16" ZIP PANEL SHEATHING	10d COMMON (0.148" X 3") NAILS @ 4" O.C. EDGES, 12" O.C. FIELD	2-2x6	HTT4 w/ 18-10dx1 1/2	5/8" Ø w/ ATS-SBCP5 SEE 6/S202	5 - 5/8" Ø THREAD RODS w/ ATS-SBCP5 (EQ SPACED)	SW SUPPORTED ON STL BM
SW-2	1 SIDE, 7/16" ZIP PANEL SHEATHING	10d COMMON (0.148" X 3") NAILS @ 4" O.C. EDGES, 12" O.C. FIELD	2-2x6	HTT4 w/ 18-10dx1 1/2	5/8" Ø	5 -1/2"Ø x6" GALV SIMPSON TITEN HD w/ 6" EMBED (EQ SPACED)	SW SUPPORTED ON CONCRETE
						CONTRACTOR'S OPTION: SUBSITUTE TITEN HD ANCHOR FOR GALV SIMPSON MASA EMBEDS	

SHEAR WALL SCHEDULE NOTES:
1. EDGES OF ALL PANELS TO BE SUPPORTED BY 2x6 BLOCKING OR WALL FRAMING.
2. ENSURE THAT ONLY COMMON NAILS OF THE SIZE SPECIFIED ARE USED.
3. SHEAR WALL SHEATHING SHALL BE PLACED IN A MANNER TO STAGGER ALL END JOINTS OF PANELS WITH LONG DIMENSION PERPENDICULAR TO WALL STUDS.
4. MAINTAIN 1/8" JOINT BETWEEN PANEL EDGES AND END JOINTS, UNLESS OTHERWISE RECOMMENDED BY MANUFACTURER.
5. AT CORRIDOR SHEAR WALLS, SPECIFIED SHEATHING FOR 1-SIDE SHEATHING TO BE ON THE NON-CORRIDOR SIDE OF THE WALL.
6. ALL SHEAR WALL FRAMING IS 2X6 @ 16" OC UNLESS NOTED OTHERWISE ON PLANS.
7. ALL SHEAR WALL END POSTS TO BE FASTENED w/ 2- ROWS OF 10d SINKERS @ 9" O.C.
8. PROVIDE SIMPSON CMST14 COILED STRAP @ SHEAR WALL END POST SPLICE IN GABLE END WALLS w/ 24-10d NAILS EACH SIDE OF SPLICE.

5 SHEAR WALL SCHEDULE
3/4" = 1'-0"

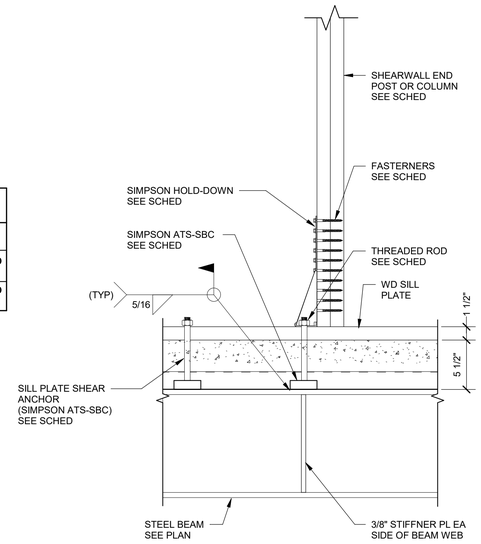

6 SHEAR WALL HOLD-DOWN DETAIL AT BEAM
1 1/2" = 1'-0"

Dirtworks
561 SEVENTH AVENUE FLOOR 11
NEW YORK, NY 10018
(212) 589 2263

WER ARCHITECTS
901 WEST THIRD STREET
LITTLE ROCK, AR 72201
(501) 374 5300

CONSULTANTS

CIVIL ENGINEERS
CRAFTON TULL & ASSOCIATES, INC.
901 N. 47TH STREET, SUITE 400
ROGERS, AR 72756
(479) 636 4838

MEP ENGINEERS
INSIGHT ENGINEERING
322 S STATE STREET, STE 201
LITTLE ROCK, AR 72201
(501) 237 3077

STRUCTURAL ENGINEERS
ENFRA TME, LLC
BUILDING 2, 1 ALLIED DRIVE, STE 2600
LITTLE ROCK, AR 72202
(501) 666 6776

FOOD SERVICE CONSULTANT
MCKAY-LANE CONSULTING, LTD
1807 DODSON AVE
FT. SMITH, AR 72901
(479) 629 4572

ACOUSTICAL ENGINEERS
ACENTECH
620 W. GERMANTOWN PIKE, STE. 210
PLYMOUTH MEETING PA 19462
(215) 245 8244

PROJECT TITLE

CENTRAL HOUSE & GARDEN

BENTONVILLE, AR

PROJECT NUMBER: 31483

#	ISSUED FOR	DATE
	FINAL CD's	10/2/26

KEY PLAN

SIGN & SEAL

SHEET TITLE

SHEAR WALL DETAILS

SHEET NUMBER

S202

NOTES:

1. CONTRACTOR MAY USE EITHER KEYED COLD JOINTS OR SAWN JOINTS WHERE CJ IS NOTED ON PLAN
2. D= DEPTH OF SLAB
3. CUT REINF 3" EA SIDE OF JOINT

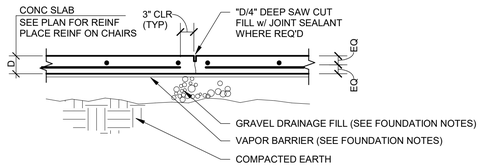

SAWN CJ

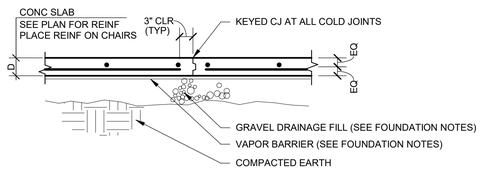

FORMED CJ

1 SLAB CONST DETAIL
3/4" = 1'-0"

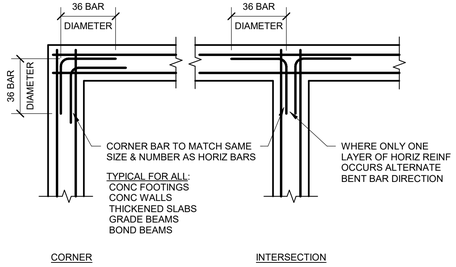

CORNER INTERSECTION

2 CORNER BAR DETAIL
3/4" = 1'-0"

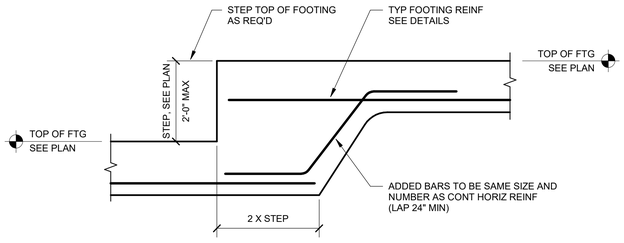

3 TYP STEP FTG DETAIL
3/4" = 1'-0"

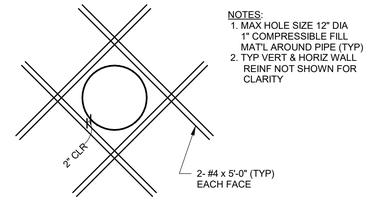

4 TYP DETAIL AT WALL PENETRATION
3/4" = 1'-0"

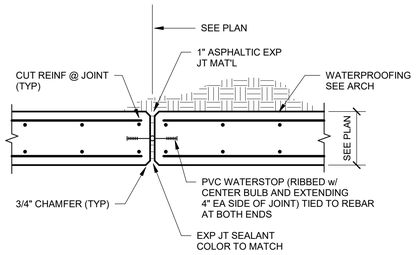

WALL EXPANSION JOINT DETAIL

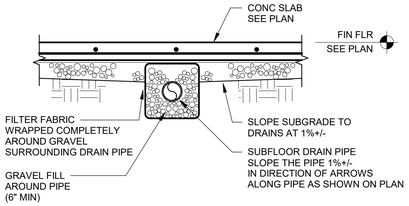

6 TYP SUBFLOOR DRAIN DETAIL
3/4" = 1'-0"

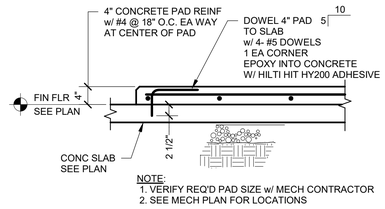

7 TYP HOUSEKEEPING PAD
3/4" = 1'-0"

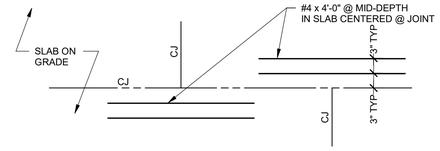

8 DETAIL - REINF @ SLAB JOINTS
3/4" = 1'-0"

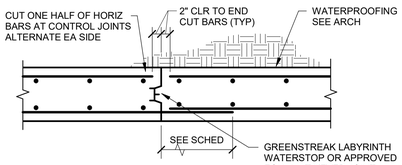

WALL CONSTRUCTION JOINT DETAIL

PROVIDE CONSTRUCTION OR CONTROL JOINTS IN CONC WALL AT 20'-0" O.C. MAX
LOCATE CONC WALL CONSTRUCTION OR CONTROL JOINTS A MINIMUM OF 2'-0" CLEAR FROM EDGE OF OPENINGS AND COLUMN GRID LINES.

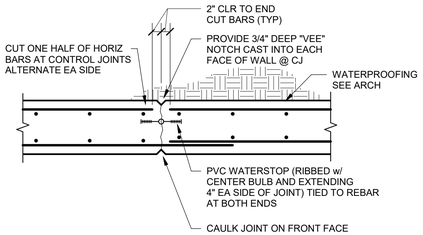

WALL CONTROL JOINT

5 TYP CONC WALL CONST OR CONTROL OR EXP CONTROL JT DTL
3/4" = 1'-0"

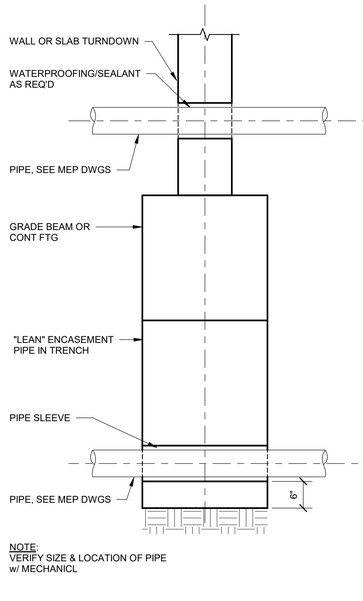

SECTION VIEW

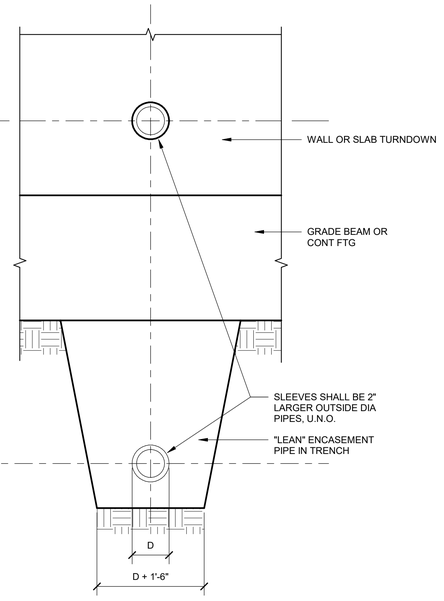

ELEVATION VIEW

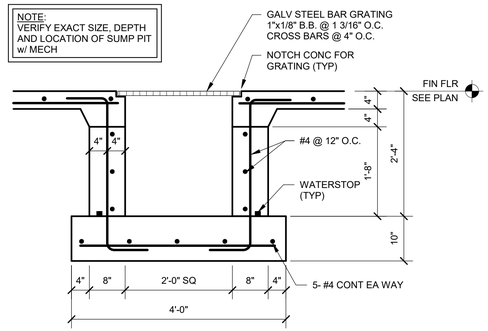

10 BASEMENT SUMP PIT DETAIL
3/4" = 1'-0"

9 TYP DETAIL AT WALL PENETRATION
3/4" = 1'-0"

Dirtworks
561 SEVENTH AVENUE FLOOR 11
NEW YORK, NY 10018
(212) 589 2263

WER ARCHITECTS
901 WEST THIRD STREET
LITTLE ROCK, AR 72201
(501) 374 5300

CONSULTANTS

CIVIL ENGINEERS
CRAFTON TULL & ASSOCIATES, INC.
901 N. 47TH STREET, SUITE 400
ROGERS, AR 72756
(479) 636 4838

MEP ENGINEERS
INSIGHT ENGINEERING
322 S STATE STREET, STE 201
LITTLE ROCK, AR 72201
(501) 237 3077

STRUCTURAL ENGINEERS
ENFRA TME, LLC
BUILDING 2, 1 ALLIED DRIVE, STE 2600
LITTLE ROCK, AR 72202
(501) 666 6776

FOOD SERVICE CONSULTANT
MCKAY-LANE CONSULTING, LTD
1807 DODSON AVE
FT. SMITH, AR 72901
(479) 629 4572

ACOUSTICAL ENGINEERS
ACENTECH
620 W. GERMANTOWN PIKE, STE. 210
PLYMOUTH MEETING PA 19462
(215) 245 8244

PROJECT TITLE

CENTRAL HOUSE & GARDEN

BENTONVILLE, AR

PROJECT NUMBER: 31483

#	ISSUED FOR	DATE
	FINAL CD's	10/2/26

KEY PLAN

SIGN & SEAL

SHEET TITLE

FOUNDATION SECTIONS

SHEET NUMBER

S301

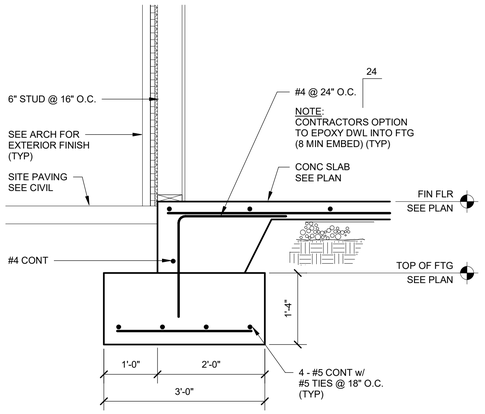

1 FOUNDATION SECTION
3/4" = 1'-0"

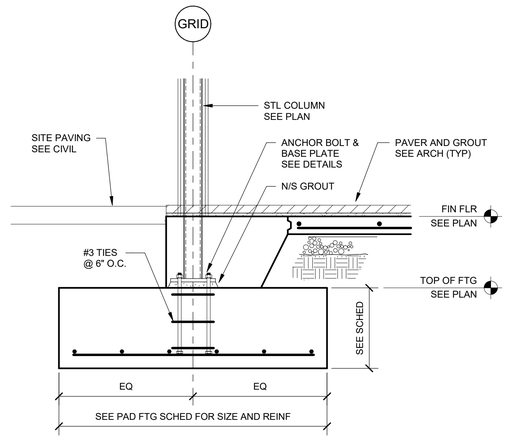

2 FOUNDATION SECTION
3/4" = 1'-0"

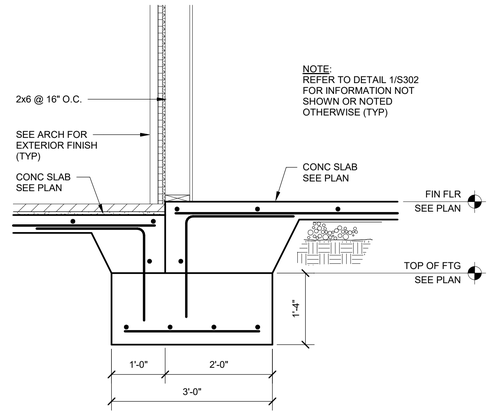

3 FOUNDATION SECTION
3/4" = 1'-0"

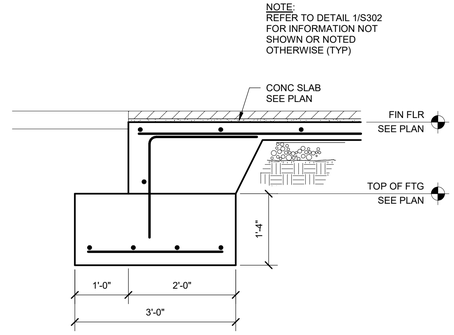

4 FOUNDATION SECTION
3/4" = 1'-0"

THIS TYPICAL SILL ANCHOR DETAIL APPLIES TO SILL PLATES AT ALL EXTERIOR WALLS AND ALL INTERIOR LOAD BEARING WALLS

NOTE: LOCATE ANCHOR BOLTS 12" MAX EACH DIRECTION FROM EACH WALL CORNER AND WALL OPENING AND 48" O.C. MAX BETWEEN (TYP) U.N.O. ON PLANS OR SHEAR WALL SCHEDULE

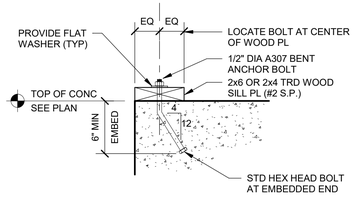

THIS TYPICAL SILL ANCHOR DETAIL APPLIES TO SILL PLATES AT ALL EXTERIOR WALLS AND ALL INTERIOR LOAD BEARING WALLS

NOTE: LOCATE MUDSILL ANCHORS 12" MAX EACH DIRECTION FROM EACH WALL CORNER AND WALL OPENING AND 48" O.C. MAX BETWEEN (TYP) U.N.O. ON PLANS OR SHEAR WALL SCHEDULE

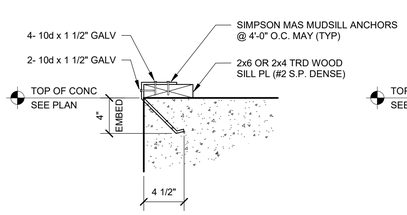

THIS TYPICAL SILL ANCHOR DETAIL APPLIES TO SILL PLATES AT ALL EXTERIOR WALLS AND ALL INTERIOR LOAD BEARING WALLS LOCATED ON EXISTING SLABS

NOTE: LOCATE ANCHORS 12" MAX EACH DIRECTION FROM EACH WALL CORNER AND WALL OPENING AND 48" O.C. MAX BETWEEN (TYP) U.N.O. ON PLANS OR SHEAR WALL SCHEDULE

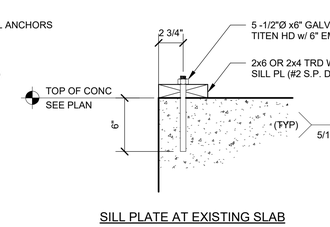

SILL PLATE AT EXISTING SLAB

THIS TYPICAL SILL ANCHOR DETAIL APPLIES TO SILL PLATES AT ALL EXTERIOR WALLS AND ALL INTERIOR LOAD BEARING WALLS LOCATED ON STEEL BEAMS

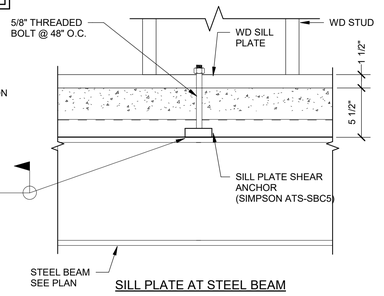

SILL PLATE AT STEEL BEAM

5 TYPICAL SILL PLATE ANCHOR DETAIL
1 1/2" = 1'-0"

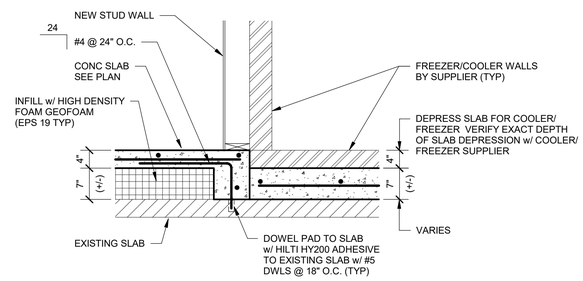

6 FOUNDATION SECTION AT FREEZER/COOLER
3/4" = 1'-0"

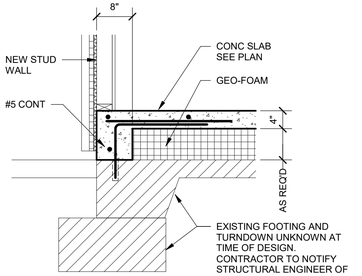

7 FOUNDATION SECTION AT EXISTING GARAGE
3/4" = 1'-0"

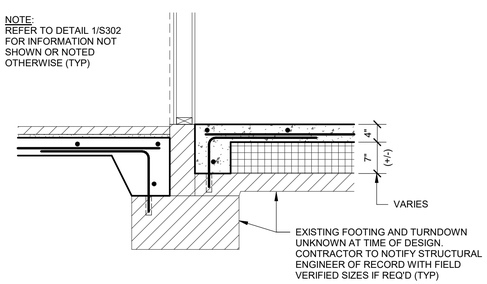

8 FOUNDATION SECTION AT EXISTING GARAGE
3/4" = 1'-0"

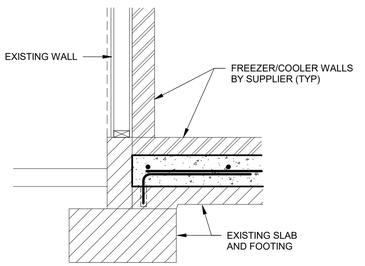

9 FOUNDATION SECTION AT FREEZER/COOLER
3/4" = 1'-0"

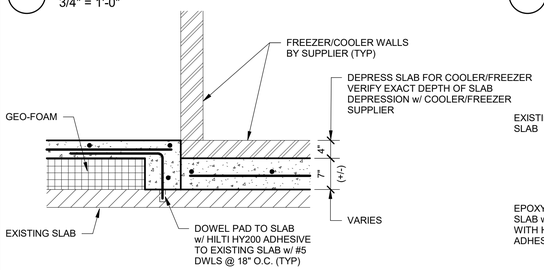

10 FOUNDATION SECTION
3/4" = 1'-0"

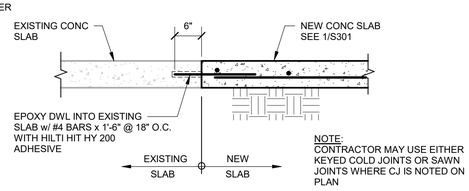

NOTE: CONTRACTOR MAY USE EITHER KEYED COLD JOINTS OR SAWN JOINTS WHERE CJ IS NOTED ON PLAN

11 SLAB INFILL DETAIL
3/4" = 1'-0"

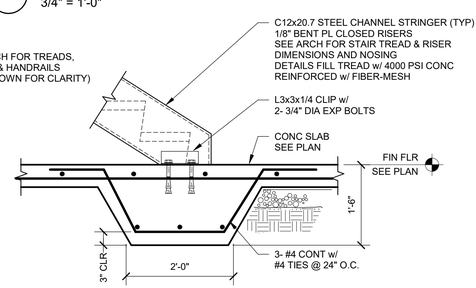

12 SECTION AT STAIR STRINGER
3/4" = 1'-0"

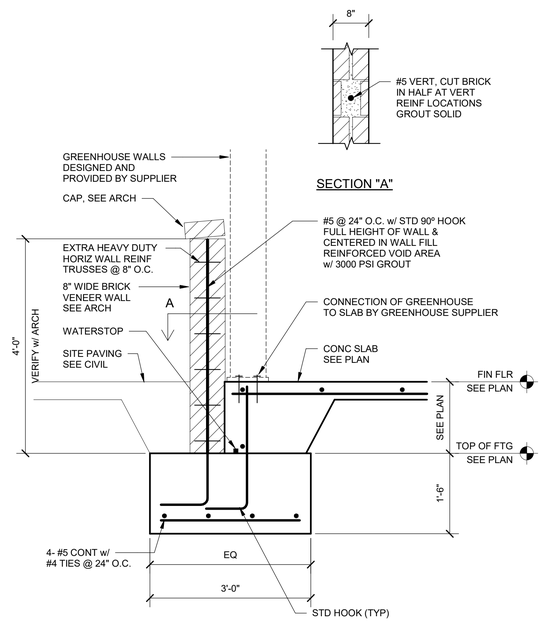

13 SECTION AT GREENHOUSE FOUNDATION
3/4" = 1'-0"

Dirtworks
561 SEVENTH AVENUE FLOOR 11
NEW YORK, NY 10018
(212) 589 2263

WER ARCHITECTS
901 WEST THIRD STREET
LITTLE ROCK, AR 72201
(501) 374 5300

CONSULTANTS

CIVIL ENGINEERS
CRAFTON TULL & ASSOCIATES, INC.
901 N. 47TH STREET, SUITE 400
ROGERS, AR 72756
(479) 636 4838

MEP ENGINEERS
INSIGHT ENGINEERING
322 S STATE STREET, STE 201
LITTLE ROCK, AR 72201
(501) 237 3077

STRUCTURAL ENGINEERS
ENFRA TME, LLC
BUILDING 2, 1 ALLIED DRIVE, STE 2600
LITTLE ROCK, AR 72202
(501) 666 6776

FOOD SERVICE CONSULTANT
MCKAY-LANE CONSULTING, LTD
1807 DODSON AVE
FT. SMITH, AR 72901
(479) 629 4572

ACOUSTICAL ENGINEERS
ACENTECH
620 W. GERMANTOWN PIKE, STE. 210
PLYMOUTH MEETING PA 19462
(215) 245 8244

PROJECT TITLE

CENTRAL HOUSE & GARDEN

BENTONVILLE, AR

PROJECT NUMBER: 31483

#	ISSUED FOR	DATE
	FINAL CD's	10/2/26

KEY PLAN

SIGN & SEAL

STATE OF ARKANSAS REGISTERED PROFESSIONAL ENGINEER DAVID KYLE ERWIN No. 12944 10/2/26

CERTIFICATE OF AUTHORIZATION ENFRA TME, LLC No. 2790 ARKANSAS

SHEET TITLE

FOUNDATION SECTIONS

SHEET NUMBER

S302

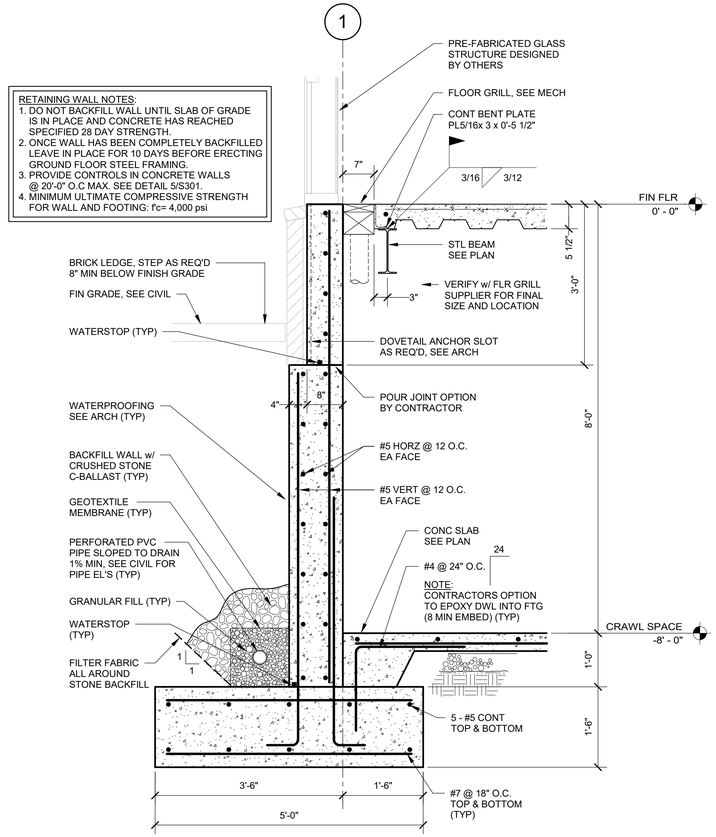

1 FOUNDATION SECTION
3/4" = 1'-0"

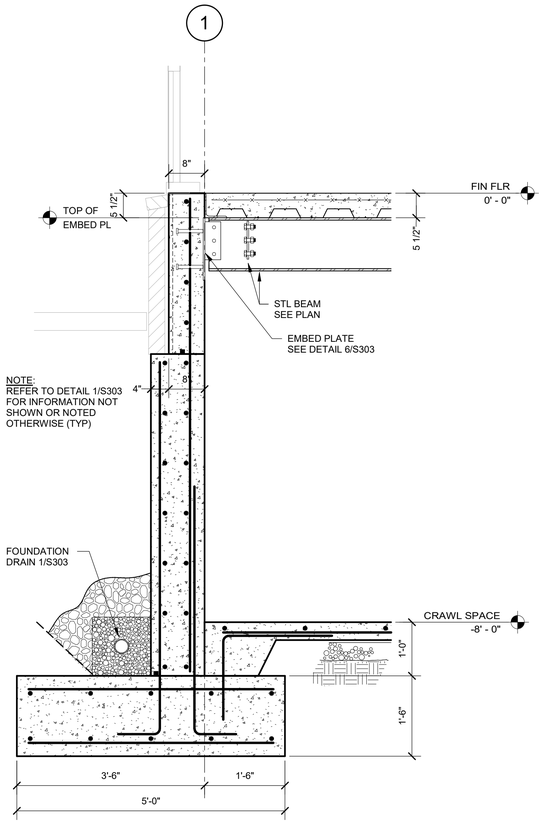

2 FOUNDATION SECTION
3/4" = 1'-0"

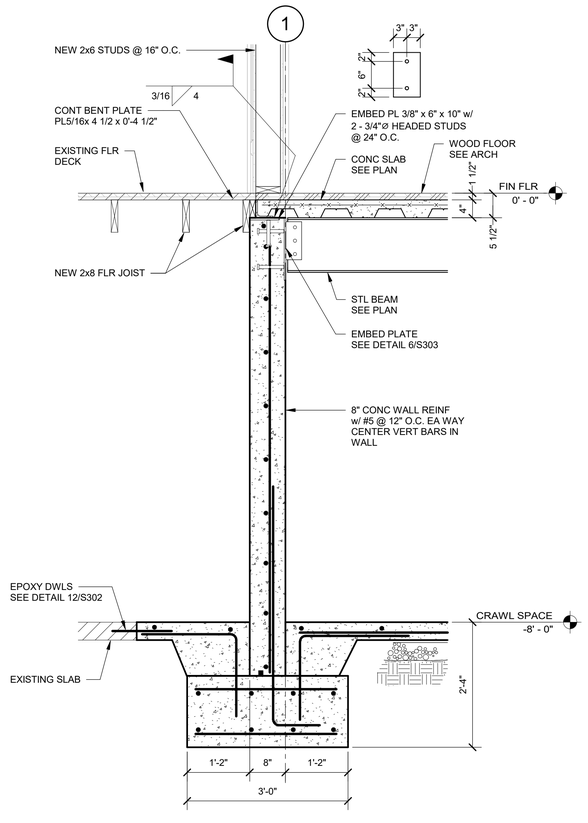

3 FOUNDATION SECTION
3/4" = 1'-0"

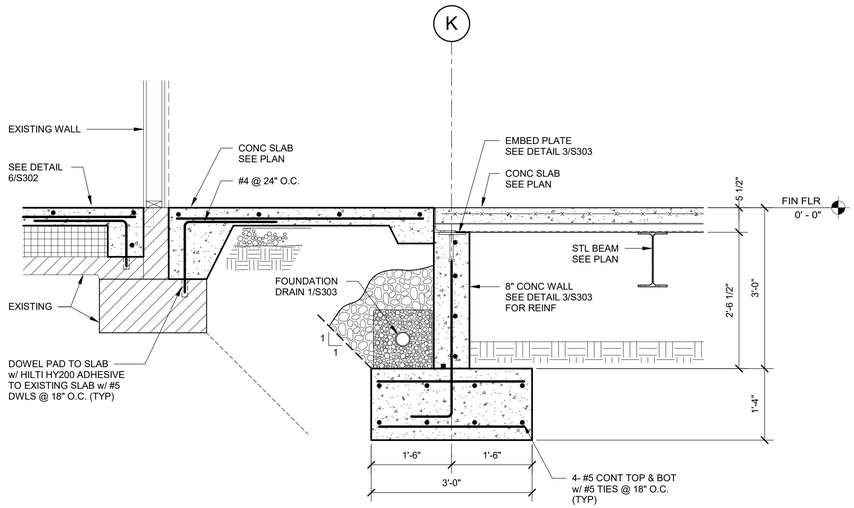

4 FOUNDATION AT EXISTING GARAGE
3/4" = 1'-0"

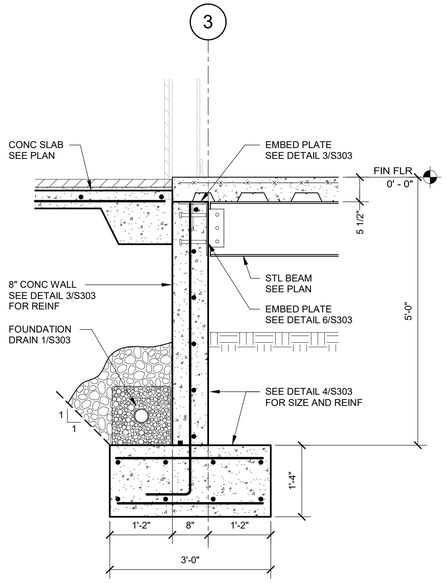

5 FOUNDATION SECTION
3/4" = 1'-0"

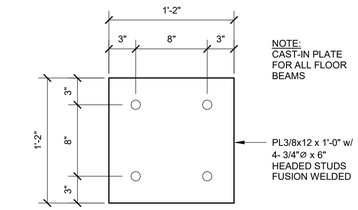

6 CAST-IN WELD PLATE DETAIL
1 1/2" = 1'-0"

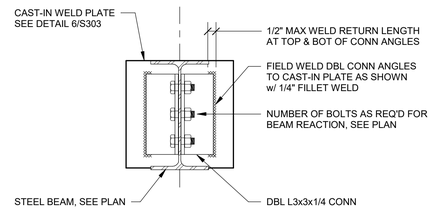

7 BEAM TO WELD PLATE CONN
1 1/2" = 1'-0"

Dirtworks
561 SEVENTH AVENUE FLOOR 11
NEW YORK, NY 10018
(212) 589 2263

WER ARCHITECTS
901 WEST THIRD STREET
LITTLE ROCK, AR 72201
(501) 374 5300

CONSULTANTS

CIVIL ENGINEERS
CRAFTON TULL & ASSOCIATES, INC.
901 N. 47TH STREET, SUITE 400
ROGERS, AR 72756
(479) 636 4838

MEP ENGINEERS
INSIGHT ENGINEERING
322 S STATE STREET, STE 201
LITTLE ROCK, AR 72201
(501) 237 3077

STRUCTURAL ENGINEERS
ENFRA TME, LLC
BUILDING 2, 1 ALLIED DRIVE, STE 2600
LITTLE ROCK, AR 72202
(501) 666 6776

FOOD SERVICE CONSULTANT
MCKAY-LANE CONSULTING, LTD
1807 DODSON AVE
FT. SMITH, AR 72901
(479) 629 4572

ACOUSTICAL ENGINEERS
ACENTECH
620 W. GERMANTOWN PIKE, STE. 210
PLYMOUTH MEETING PA 19462
(215) 245 8244

PROJECT TITLE

CENTRAL HOUSE & GARDEN

BENTONVILLE, AR

PROJECT NUMBER: 31483

#	ISSUED FOR	DATE
	FINAL CD's	10/2/26

KEY PLAN

SIGN & SEAL



SHEET TITLE

FOUNDATION SECTIONS

SHEET NUMBER

S303

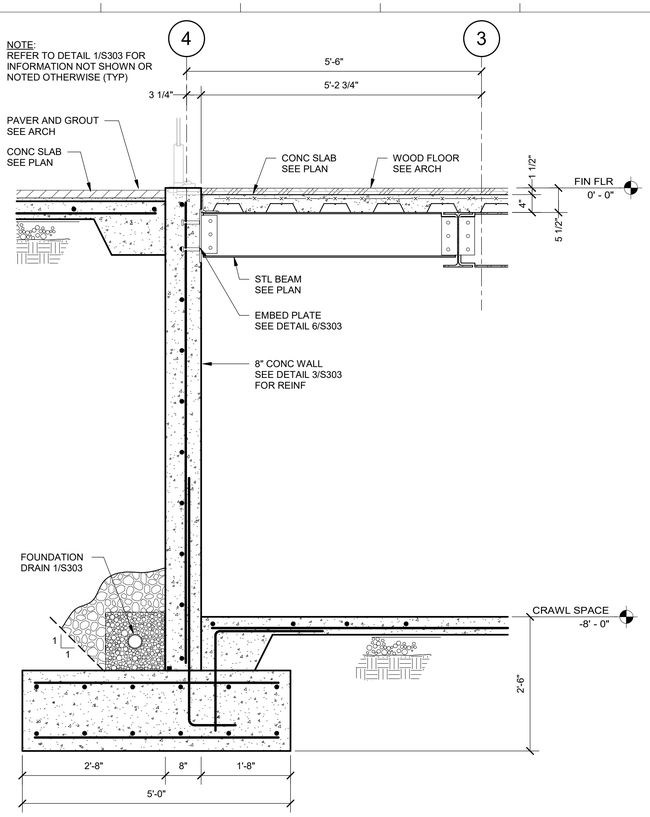

1 FOUNDATION SECTION
3/4" = 1'-0"

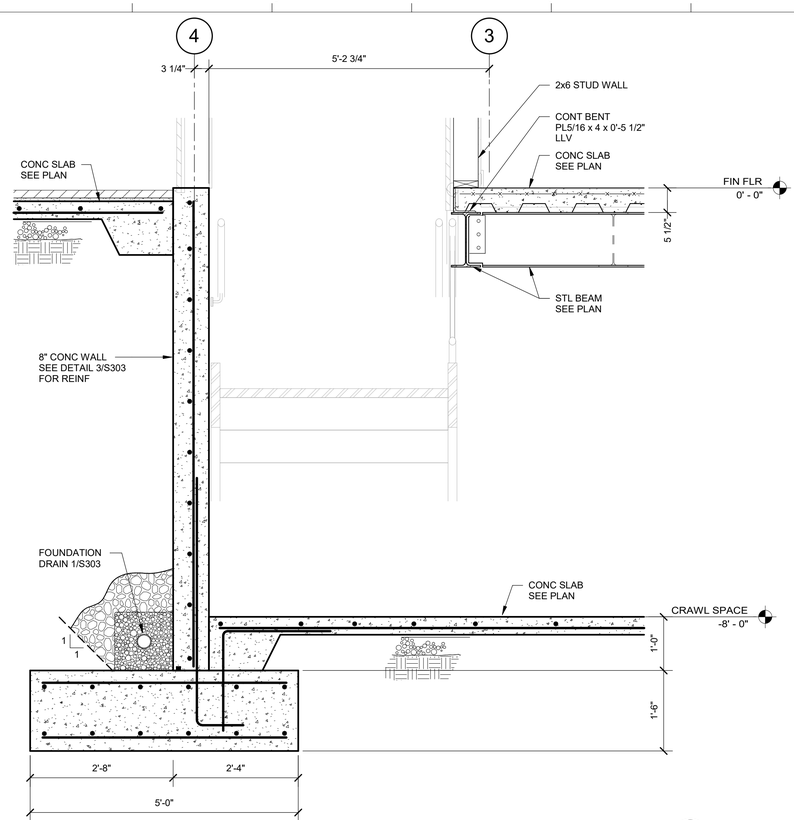

2 FOUNDATION SECTION
3/4" = 1'-0"

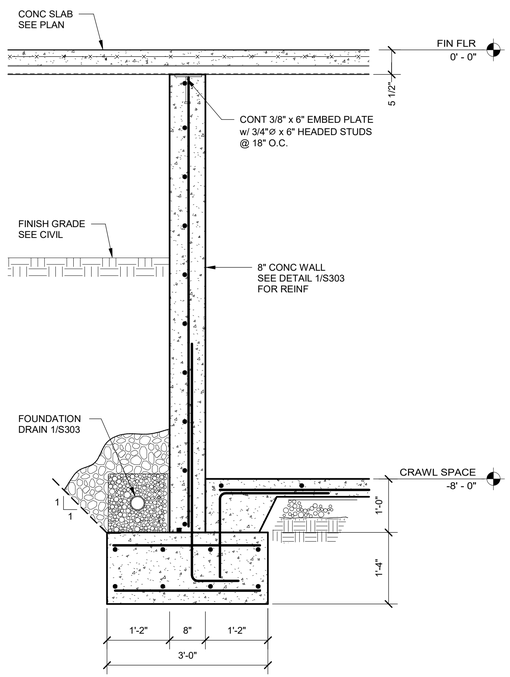

3 FOUNDATION SECTION
3/4" = 1'-0"

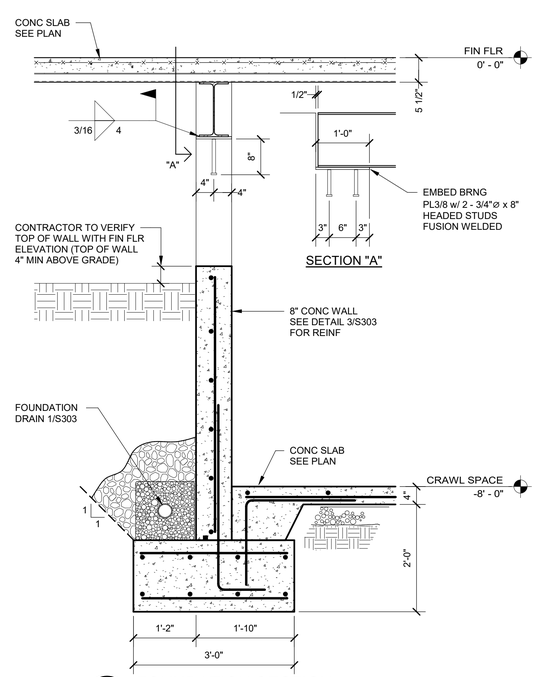

SECTION "A"

4 FOUNDATION SECTION
3/4" = 1'-0"

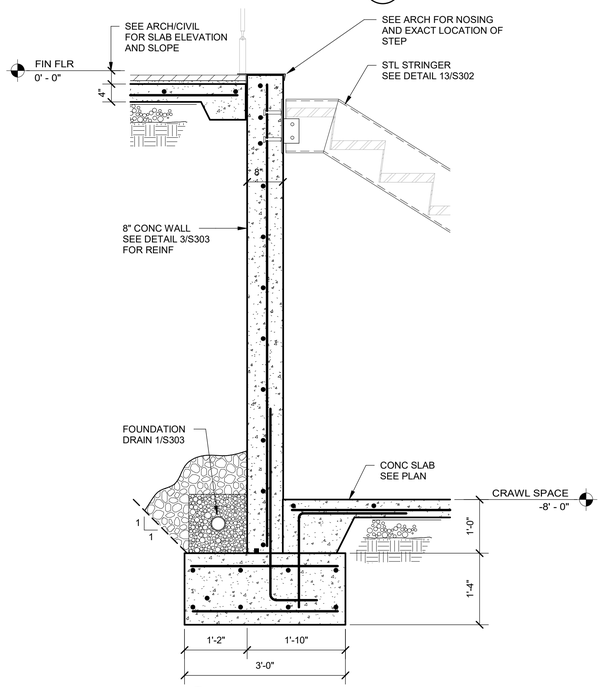

5 FOUNDATION SECTION
3/4" = 1'-0"

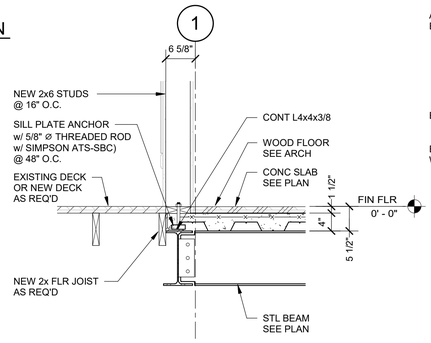

6 FRAMING SECTION
3/4" = 1'-0"

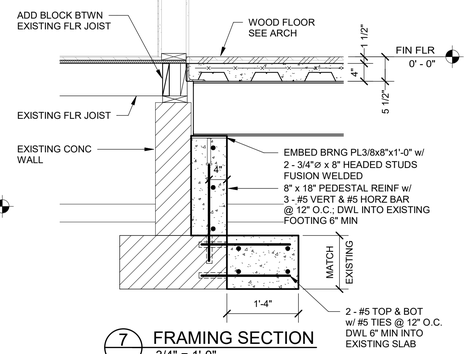

7 FRAMING SECTION
3/4" = 1'-0"

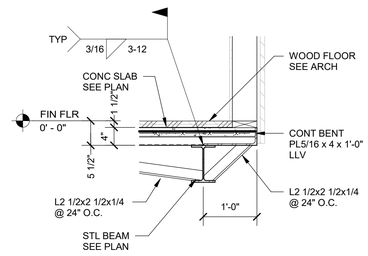

8 FRAMING SECTION
3/4" = 1'-0"

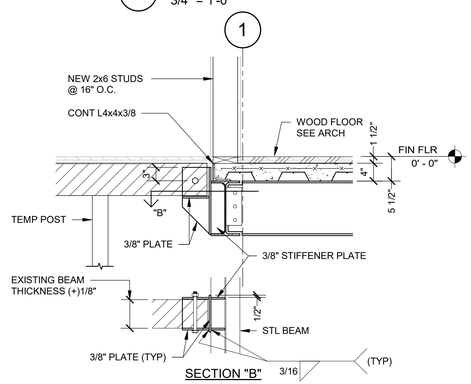

SECTION "B"

9 FRAMING SECTION
3/4" = 1'-0"

Dirtworks
561 SEVENTH AVENUE FLOOR 11
NEW YORK, NY 10018
(212) 589 2263

WER ARCHITECTS
901 WEST THIRD STREET
LITTLE ROCK, AR 72201
(501) 374 5300

CONSULTANTS

CIVIL ENGINEERS
CRAFTON TULL & ASSOCIATES, INC.
901 N. 47TH STREET, SUITE 400
ROGERS, AR 72756
(479) 636 4838

MEP ENGINEERS
INSIGHT ENGINEERING
322 S STATE STREET, STE 201
LITTLE ROCK, AR 72201
(501) 237 3077

STRUCTURAL ENGINEERS
ENFRA TME, LLC
BUILDING 2, 1 ALLIED DRIVE, STE 2600
LITTLE ROCK, AR 72202
(501) 666 6776

FOOD SERVICE CONSULTANT
MCKAY-LANE CONSULTING, LTD
1807 DODSON AVE
FT. SMITH, AR 72901
(479) 629 4572

ACOUSTICAL ENGINEERS
ACENTECH
620 W. GERMANTOWN PIKE, STE. 210
PLYMOUTH MEETING PA 19462
(215) 245 8244

PROJECT TITLE

CENTRAL HOUSE & GARDEN

BENTONVILLE, AR

PROJECT NUMBER: 31483

#	ISSUED FOR	DATE
	FINAL CD's	10/2/26

KEY PLAN

SIGN & SEAL

SHEET TITLE

FOUNDATION SECTIONS

SHEET NUMBER

S304

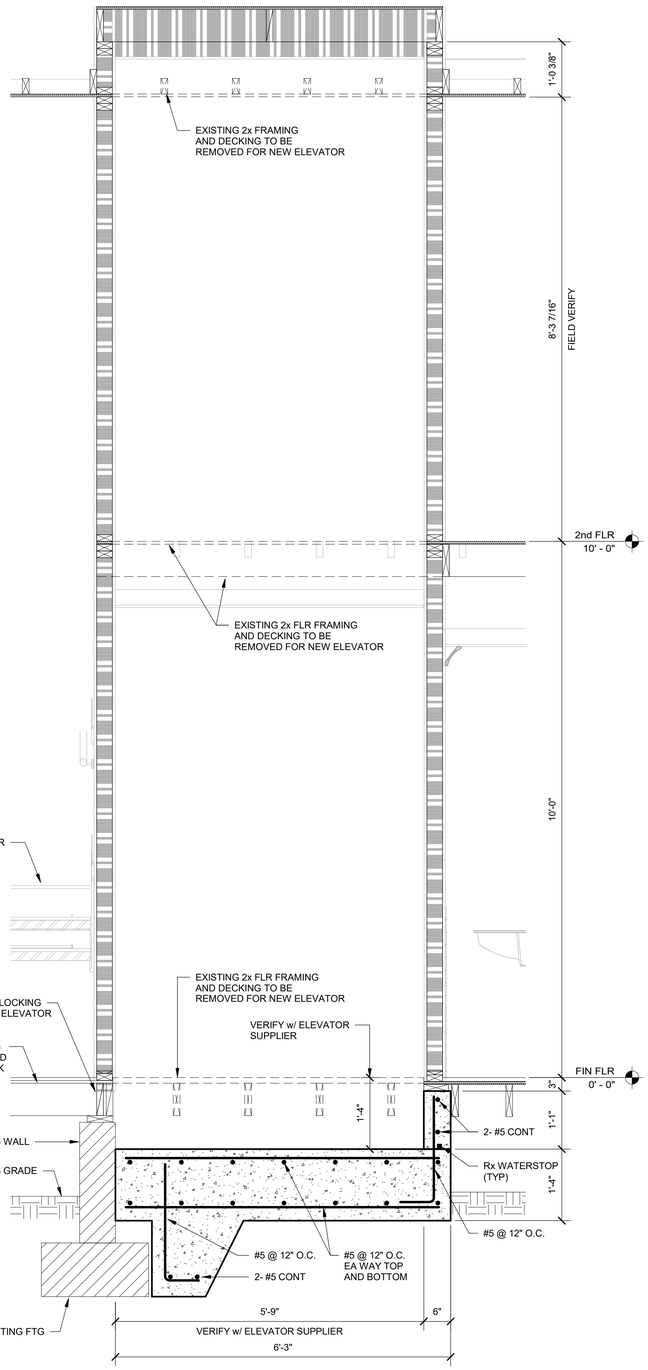

1 SECTION AT NEW ELEVATOR
3/4" = 1'-0"

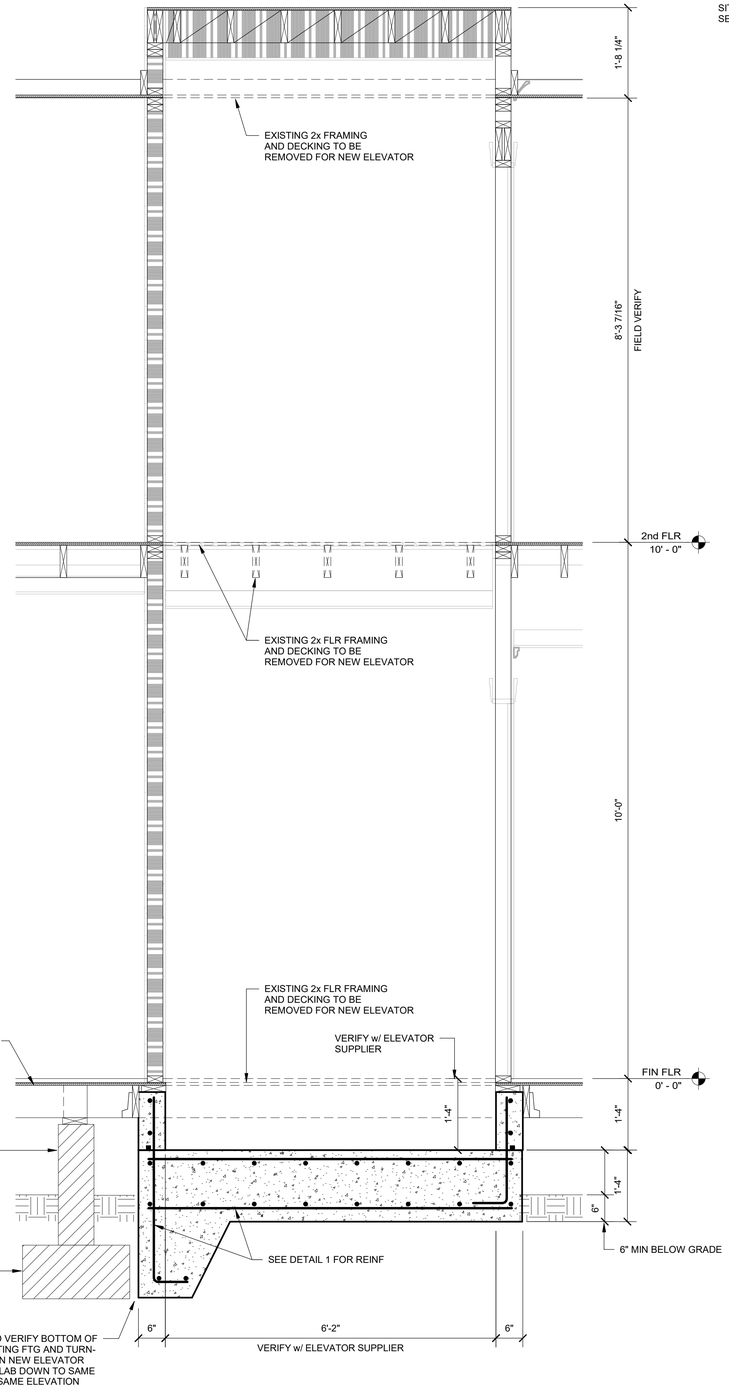

2 SECTION AT NEW ELEVATOR
3/4" = 1'-0"

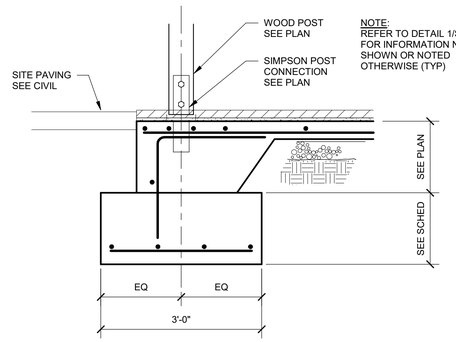

3 SECTION AT WOOD POST
3/4" = 1'-0"

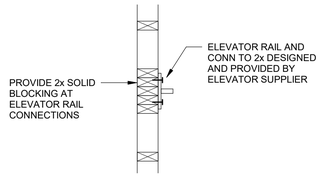

4 ELEVATOR SECTION AT RAIL
1" = 1'-0"

ELEVATOR DESIGN ALTERNATE:

ELEVATOR IS A DESIGN ALTERNATE. BASE BID WILL INCLUDE CONCRETE PIT, SHAFT WALLS AND THE REMOVAL OF EXISTING FLOOR AND ROOF JOIST TO INSTALL ELEVATOR SHAFT. BASE BID WILL ALSO INCLUDE A 2x FRAMED FLOOR AND DECKING INSIDE THE SHAFT AT EACH FLOOR. IF DESIGN ALTERNATE IS SELECTED THE FRAMING INFILL AT EACH FLOOR INSIDE THE SHAFT MAY BE REMOVED FOR THE INSTALLATION ON THE ELEVATOR.

Dirtworks
561 SEVENTH AVENUE FLOOR 11
NEW YORK, NY 10018
(212) 589 2263

WER ARCHITECTS
901 WEST THIRD STREET
LITTLE ROCK, AR 72201
(501) 374 5300

CONSULTANTS

CIVIL ENGINEERS
CRAFTON TULL & ASSOCIATES, INC.
901 N. 47TH STREET, SUITE 400
ROGERS, AR 72756
(479) 636 4838

MEP ENGINEERS
INSIGHT ENGINEERING
322 S STATE STREET, STE 201
LITTLE ROCK, AR 72201
(501) 237 3077

STRUCTURAL ENGINEERS
ENFRA TME, LLC
BUILDING 2, 1 ALLIED DRIVE, STE 2600
LITTLE ROCK, AR 72202
(501) 666 6776

FOOD SERVICE CONSULTANT
MCKAY-LANE CONSULTING, LTD
1807 DODSON AVE
FT. SMITH, AR 72901
(479) 629 4572

ACOUSTICAL ENGINEERS
ACENTECH
620 W. GERMANTOWN PIKE, STE. 210
PLYMOUTH MEETING PA 19462
(215) 245 8244

PROJECT TITLE

CENTRAL HOUSE & GARDEN

BENTONVILLE, AR

PROJECT NUMBER: 31483

#	ISSUED FOR	DATE
	FINAL CD's	10/2/26

KEY PLAN

SIGN & SEAL

STATE OF ARKANSAS REGISTERED PROFESSIONAL ENGINEER No. 12944 DAVID KYLE BRUNER 10/2/26

CERTIFICATE OF AUTHORIZATION ENFRA TME, LLC No. 2790 ARKANSAS

SHEET TITLE

FOUNDATION SECTIONS

SHEET NUMBER

S305

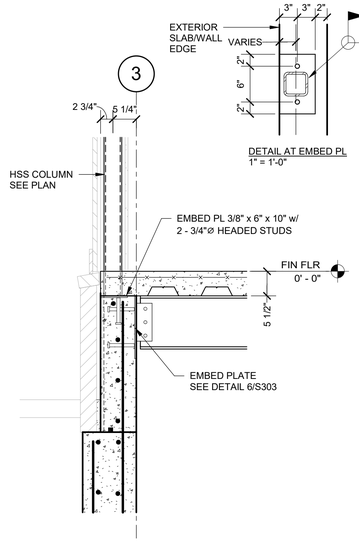

1 FOUNDATION SECTION
3/4" = 1'-0"

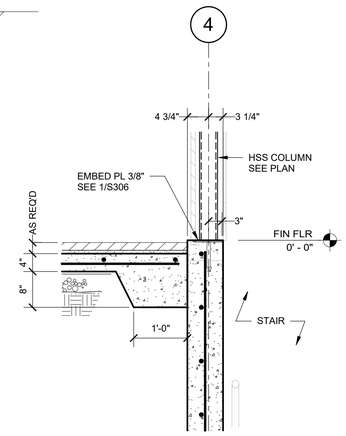

2 FOUNDATION SECTION
3/4" = 1'-0"

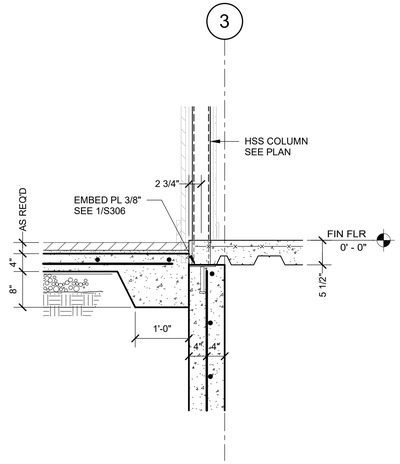

3 FOUNDATION SECTION
3/4" = 1'-0"

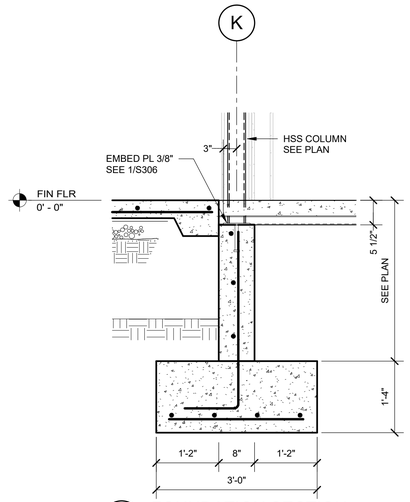

4 FOUNDATION SECTION
3/4" = 1'-0"

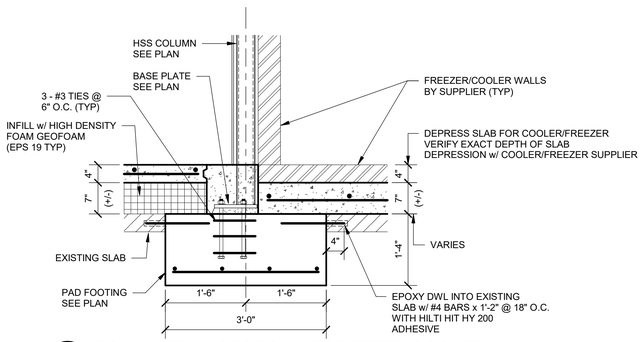

5 FOUNDATION SECTION AT FREEZER/COOLER
3/4" = 1'-0"

NOTE:
REFER TO DETAIL 1/S302 & 5/S306 FOR INFORMATION NOT SHOWN OR NOTED OTHERWISE (TYP)

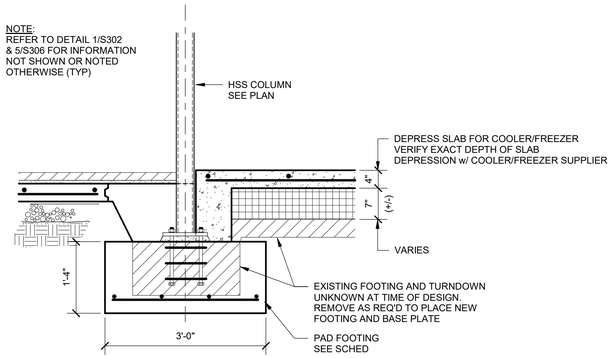

6 FOUNDATION SECTION AT EXISTING GARAGE
3/4" = 1'-0"

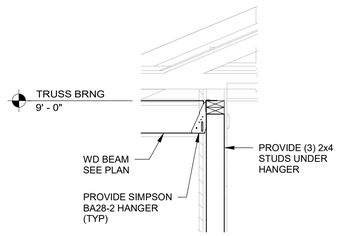

7 SECTION AT NEW LVL BRNG ON EXISTING WALL
3/4" = 1'-0"

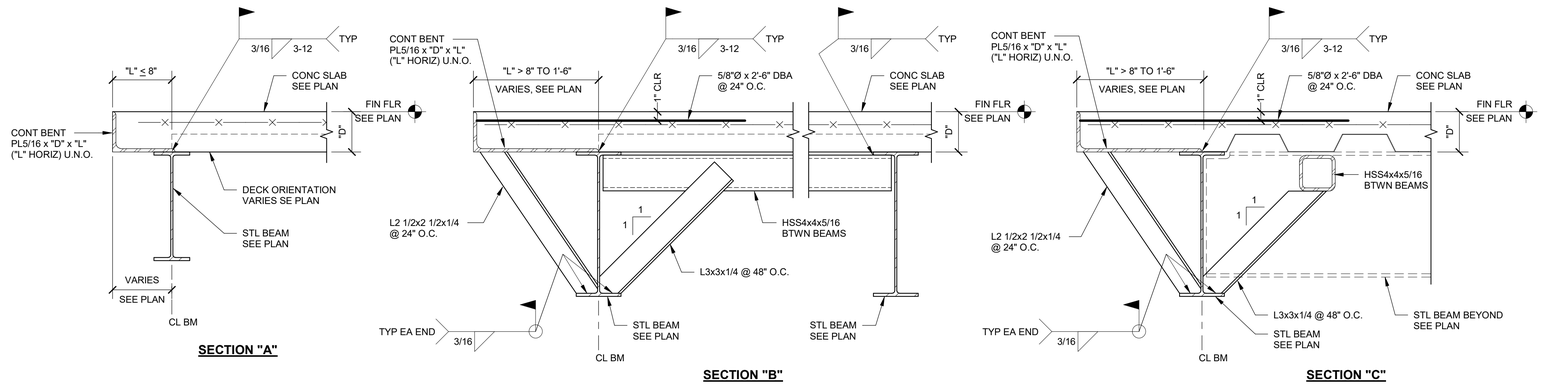

8 TYPICAL SLAB EDGE DETAILS
1 1/2" = 1'-0"

Dirtworks
561 SEVENTH AVENUE FLOOR 11
NEW YORK, NY 10018
(212) 589 2263

WER ARCHITECTS
901 WEST THIRD STREET
LITTLE ROCK, AR 72201
(501) 374 5300

CONSULTANTS

CIVIL ENGINEERS
CRAFTON TULL & ASSOCIATES, INC.
901 N. 47TH STREET, SUITE 400
ROGERS, AR 72756
(479) 636 4838

MEP ENGINEERS
INSIGHT ENGINEERING
322 S STATE STREET, STE 201
LITTLE ROCK, AR 72201
(501) 237 3077

STRUCTURAL ENGINEERS
ENFRA TME, LLC
BUILDING 2, 1 ALLIED DRIVE, STE 2600
LITTLE ROCK, AR 72202
(501) 666 6776

FOOD SERVICE CONSULTANT
MCKAY-LANE CONSULTING, LTD
1807 DODSON AVE
FT. SMITH, AR 72901
(479) 629 4572

ACOUSTICAL ENGINEERS
ACENTECH
620 W. GERMANTOWN PIKE, STE. 210
PLYMOUTH MEETING PA 19462
(215) 245 8244

PROJECT TITLE

CENTRAL HOUSE & GARDEN

BENTONVILLE, AR

PROJECT NUMBER: 31483

#	ISSUED FOR	DATE
	FINAL CD's	10/2/26

KEY PLAN

SIGN & SEAL



SHEET TITLE

FOUNDATION SECTIONS

SHEET NUMBER

S306

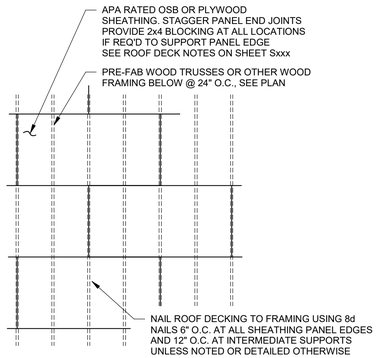

1 ROOF SHEATHING DIAGRAM
3/4" = 1'-0"

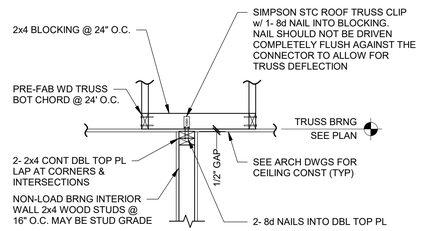

NON-LOAD BEARING WALL PARALLEL TO TRUSSES

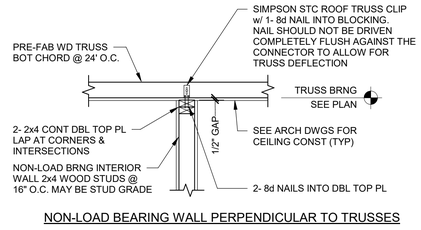

NON-LOAD BEARING WALL PERPENDICULAR TO TRUSSES

2 TYPICAL NON-LOAD BRNG WALL
3/4" = 1'-0"

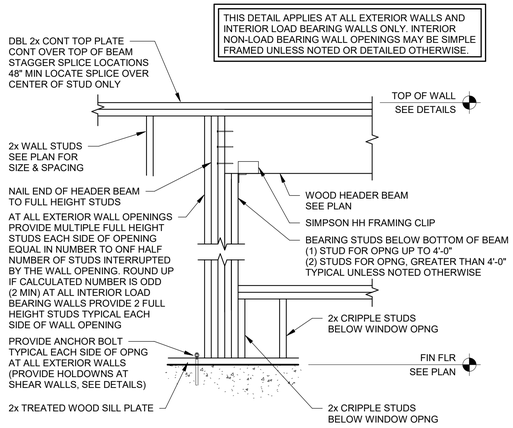

3 TYPICAL HEADER BEAM DETAIL
3/4" = 1'-0"

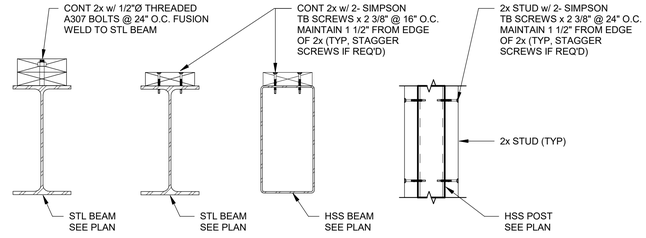

4 STEEL TO 2x CONNECTION
1 1/2" = 1'-0"

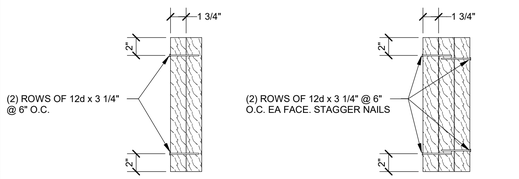

NOTES:
1. MIN NAIL PATTERN AT ALL MULTI PLY (BUILT-UP) LVL BEAMS U.N.O.
2. IF REQ'D, ADD 3RD ROW OF NAILS IN CENTER OF MULTI PLY (BUILT-UP) LVL BEAM

5 MULTI PLY LVL NAIL PATTERN
1 1/2" = 1'-0"

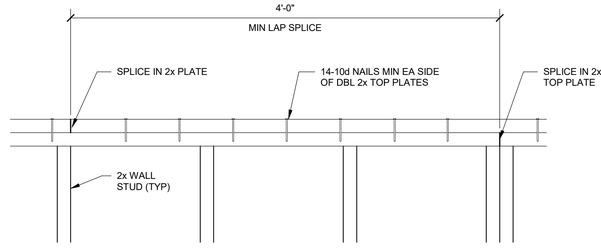

6 DBL 2x TOP PLATE SPLICE NAIL PATTERN
1 1/2" = 1'-0"

NOTE:
MAX HOLE SIZE 2"Ø

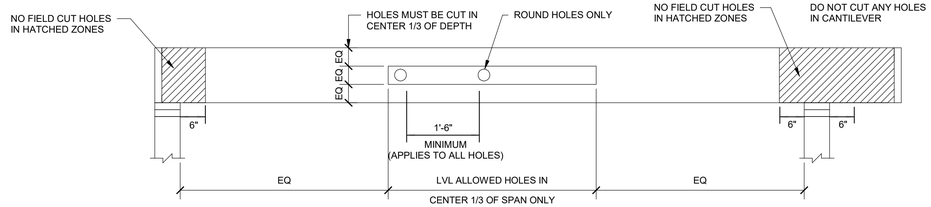

7 ALLOWABLE HOLES IN WOOD LVL BEAMS
1/2" = 1'-0"

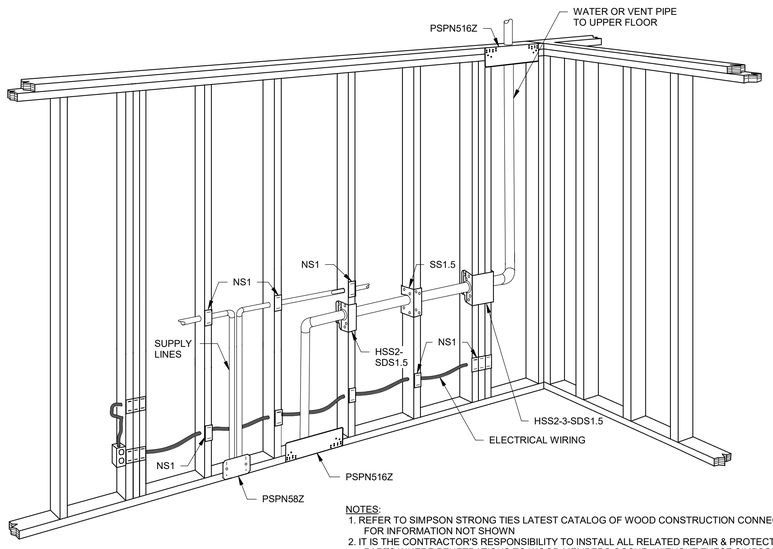

NOTES:
1. REFER TO SIMPSON STRONG TIES LATEST CATALOG OF WOOD CONSTRUCTION CONNECTIONS FOR INFORMATION NOT SHOWN
2. IT IS THE CONTRACTOR'S RESPONSIBILITY TO INSTALL ALL RELATED REPAIR & PROTECTIVE PARTS WHERE PENETRATIONS TO WOOD MEMBERS OCCUR. WITHOUT THESE SIMPSON PARTS, THE LOAD CAPACITY OF EACH WOOD MEMBERS WILL BE GREATLY, AND THE BUILDING STRUCTURE MAY NOT BE SAFE.

8 SIMPSON PLUMBING/HVAC - REPAIR & PROTECTIVE PARTS
1/2" = 1'-0"

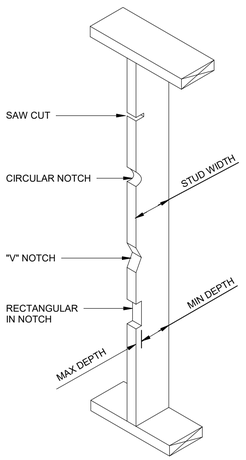

BEARING WALL STUDS

STUD SIZE	MAX DEPTH OF EDGE CUT OR NOTCH	MIN DEPTH REMAINING AFTER CUT OR NOTCH
2x4	7/8"	2 5/8"
2x6	1 3/8"	4 1/8"

NON-BEARING WALL STUDS

STUD SIZE	MAX DEPTH OF EDGE CUT OR NOTCH	MIN DEPTH REMAINING AFTER CUT OR NOTCH
2x4	1 3/8"	2 1/8"
2x6	2 3/16"	3 3/8"

NOTE:
DO NOT NOTCH MORE THAN THREE ADJACENT STUDS WITHOUT REVIEW BY ENGINEER.

CUTTING AND NOTCHING WOOD STUDS

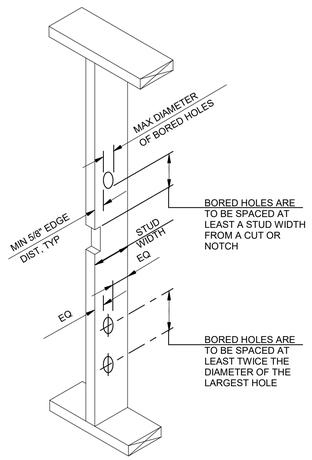

BEARING WALL STUDS

STUD SIZE	MAX HOLE SIZE	MIN DEPTH REMAINING AFTER BORED HOLE
2x4	1 3/8"	5/8" EA SIDE OF HOLE
2x6	2 3/16"	5/8" EA SIDE OF HOLE

NOTE:
STUDS MAY NOT BE BORED IN EXCESS OF 40% OF THE STUD, IF STUDS ARE DOUBLED, BORINGS MAY BE INCREASED TO 60% OF STUD WIDTH PROVIDED NOT MORE THAN (2) SUCCESSIVE STUDS ARE BORED. BORINGS SHALL NOT BE MADE AT THE SAME SECTION WHERE CUT OR NOTCH HAS BEEN MADE.

NON-BEARING WALL STUDS

STUD SIZE	MAX HOLE SIZE	MIN DEPTH REMAINING AFTER BORED HOLE
2x4	2 1/16"	5/8" EA SIDE OF HOLE
2x6	3 1/4"	5/8" EA SIDE OF HOLE

NOTE:
STUDS MAY NOT BE BORED IN EXCESS OF 60% OF THE STUD. BORINGS SHALL NOT BE MADE AT THE SAME SECTION WHERE CUT OR NOTCH HAS BEEN MADE.

NOTE:
BORED HOLE NOT PERMITTED IN MORE THAN THREE ADJACENT STUDS WITHOUT REVIEW BY ENGINEER.

BORED HOLES IN WOOD STUDS

9 TYPICAL NOTCHES AND BORED HOLES IN WOOD STUDS
1" = 1'-0"

Dirtworks
561 SEVENTH AVENUE FLOOR 11
NEW YORK, NY 10018
(212) 589 2263

WER ARCHITECTS
901 WEST THIRD STREET
LITTLE ROCK, AR 72201
(501) 374 5300

CONSULTANTS

CIVIL ENGINEERS
CRAFTON TULL & ASSOCIATES, INC.
901 N. 47TH STREET, SUITE 400
ROGERS, AR 72756
(479) 636 4838

MEP ENGINEERS
INSIGHT ENGINEERING
322 S STATE STREET, STE 201
LITTLE ROCK, AR 72201
(501) 237 3077

STRUCTURAL ENGINEERS
ENFRA TME, LLC
BUILDING 2, 1 ALLIED DRIVE, STE 2600
LITTLE ROCK, AR 72202
(501) 666 6776

FOOD SERVICE CONSULTANT
MCKAY-LANE CONSULTING, LTD
1807 DODSON AVE
FT. SMITH, AR 72901
(479) 629 4572

ACOUSTICAL ENGINEERS
ACENTECH
620 W. GERMANTOWN PIKE, STE. 210
PLYMOUTH MEETING PA 19462
(215) 245 8244

PROJECT TITLE

CENTRAL HOUSE & GARDEN

BENTONVILLE, AR

PROJECT NUMBER: 31483

#	ISSUED FOR	DATE
	FINAL CD's	10/2/26

KEY PLAN

SIGN & SEAL

STATE OF ARKANSAS DAVID KYLE ERVIN REGISTERED PROFESSIONAL ENGINEER No. 12944 10/2/26

CERT. IF CERTIFICATE OF AUTHORIZATION ENFRA TME, LLC No. 2790 ARKANSAS

SHEET TITLE

FRAMING SECTIONS

SHEET NUMBER

S401

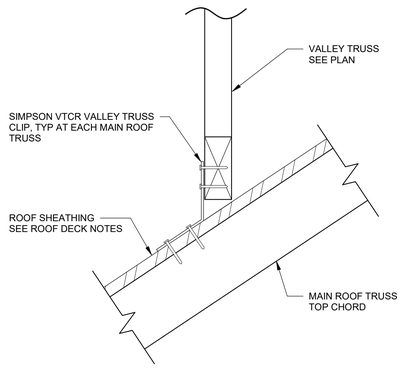

1 VALLEY TRUSS HOLDOWN
3" = 1'-0"

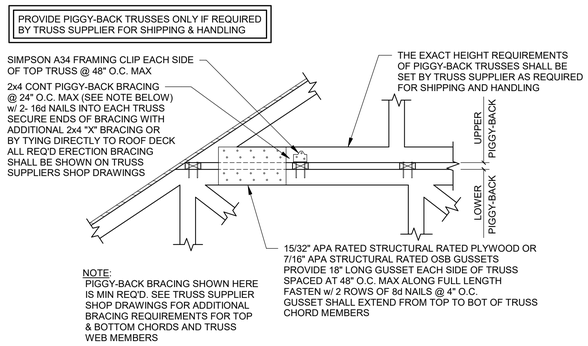

2 TYP PIGGY-BACK TRUSS DETAIL
3/4" = 1'-0"

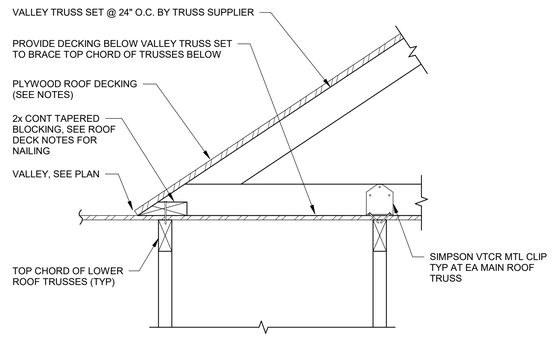

3 TYPICAL VALLEY TRUSS NAILING
1 1/2" = 1'-0"

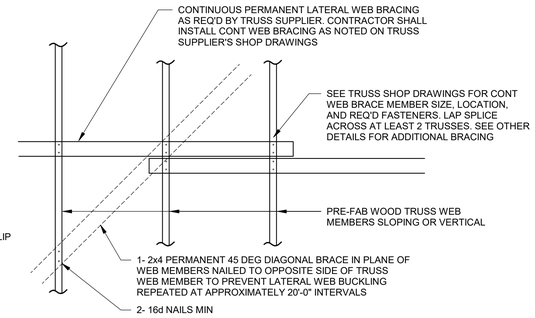

4 TYP TRUSS WEB BRACING ELEVATIONS
3/4" = 1'-0"

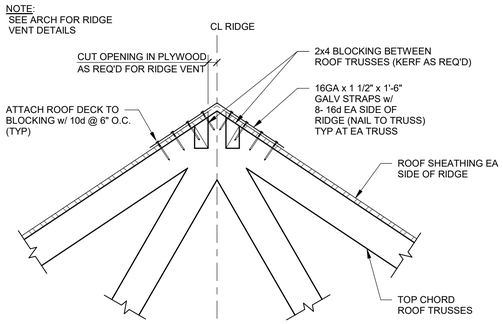

5 TYP SECTION AT RIDGE
1 1/2" = 1'-0"

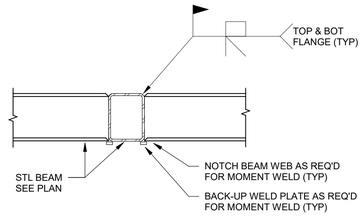

6 MOMENT CONN HSS BEAM TO HSS BEAM
1" = 1'-0"

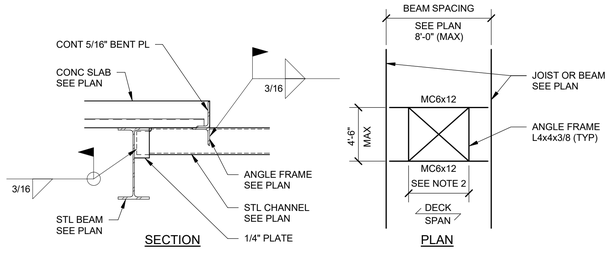

NOTE:
1. VERIFY EXACT NUMBER, SIZE & LOCATION OF OPENINGS w/ ARCHITECTURAL & MECHANICAL
2. DETAIL APPLIES FOR OPENINGS 8"Ø OR GREATER.

7 TYP OPENING THRU CONC SLAB DETAIL
3/4" = 1'-0"

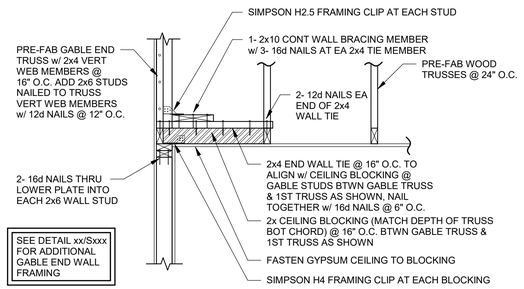

8 GABLE ENDWALL BLOCKING
3/4" = 1'-0"

Dirtworks
561 SEVENTH AVENUE FLOOR 11
NEW YORK, NY 10018
(212) 589 2263

WER ARCHITECTS
901 WEST THIRD STREET
LITTLE ROCK, AR 72201
(501) 374 5300

CONSULTANTS

CIVIL ENGINEERS
CRAFTON TULL & ASSOCIATES, INC.
901 N. 47TH STREET, SUITE 400
ROGERS, AR 72756
(479) 636 4838

MEP ENGINEERS
INSIGHT ENGINEERING
322 S STATE STREET, STE 201
LITTLE ROCK, AR 72201
(501) 237 3077

STRUCTURAL ENGINEERS
ENFRA TME, LLC
BUILDING 2, 1 ALLIED DRIVE, STE 2600
LITTLE ROCK, AR 72202
(501) 666 6776

FOOD SERVICE CONSULTANT
MCKAY-LANE CONSULTING, LTD
1807 DODSON AVE
FT. SMITH, AR 72901
(479) 629 4572

ACOUSTICAL ENGINEERS
ACENTECH
620 W. GERMANTOWN PIKE, STE. 210
PLYMOUTH MEETING PA 19462
(215) 245 8244

PROJECT TITLE

CENTRAL HOUSE & GARDEN

BENTONVILLE, AR

PROJECT NUMBER: 31483

#	ISSUED FOR	DATE
	FINAL CD's	10/2/26

KEY PLAN

SIGN & SEAL



SHEET TITLE

FRAMING SECTIONS

SHEET NUMBER

S402

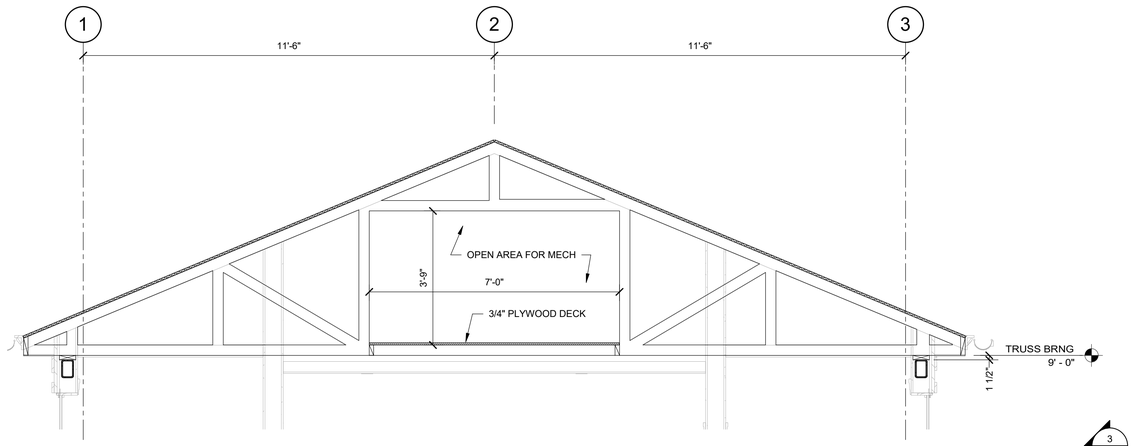

1 TRUSS FRAMING ELEVATION
1/2" = 1'-0"

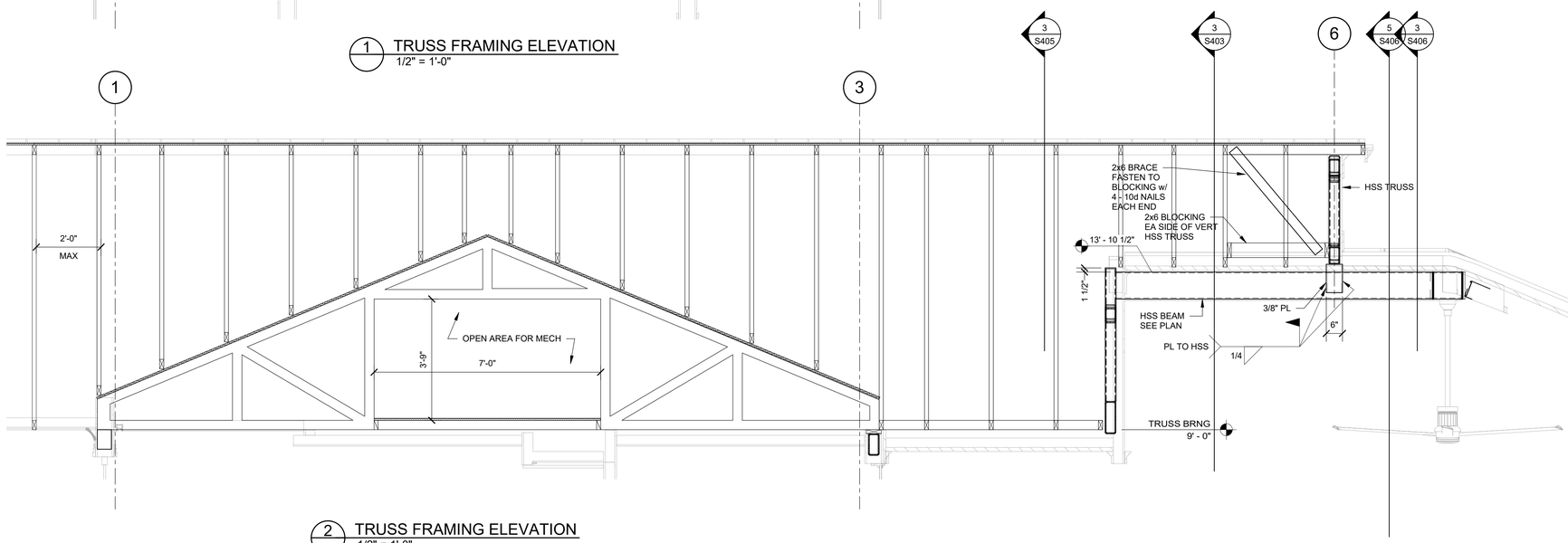

2 TRUSS FRAMING ELEVATION
1/2" = 1'-0"

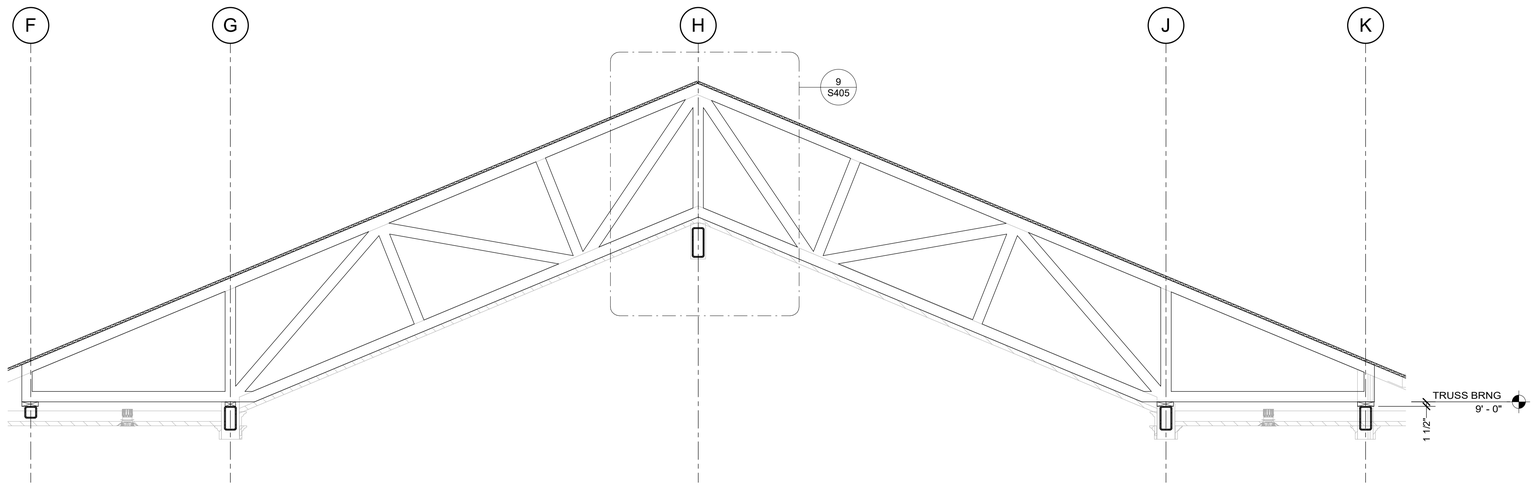

3 TRUSS FRAMING ELEVATION
1/2" = 1'-0"

Dirtworks
561 SEVENTH AVENUE FLOOR 11
NEW YORK, NY 10018
(212) 589 2263

WER ARCHITECTS
901 WEST THIRD STREET
LITTLE ROCK, AR 72201
(501) 374 5300

CONSULTANTS

CIVIL ENGINEERS
CRAFTON TULL & ASSOCIATES, INC.
901 N. 47TH STREET, SUITE 400
ROGERS, AR 72756
(479) 636 4838

MEP ENGINEERS
INSIGHT ENGINEERING
322 S STATE STREET, STE 201
LITTLE ROCK, AR 72201
(501) 237 3077

STRUCTURAL ENGINEERS
ENFRA TME, LLC
BUILDING 2, 1 ALLIED DRIVE, STE 2600
LITTLE ROCK, AR 72202
(501) 666 6776

FOOD SERVICE CONSULTANT
MCKAY-LANE CONSULTING, LTD
1807 DODSON AVE
FT. SMITH, AR 72901
(479) 629 4572

ACOUSTICAL ENGINEERS
ACENTECH
620 W. GERMANTOWN PIKE, STE. 210
PLYMOUTH MEETING PA 19462
(215) 245 8244

PROJECT TITLE

CENTRAL HOUSE & GARDEN

BENTONVILLE, AR

PROJECT NUMBER: 31483

#	ISSUED FOR	DATE
	FINAL CD's	10/2/26

KEY PLAN

SIGN & SEAL

STATE OF ARKANSAS REGISTERED PROFESSIONAL ENGINEER No. 12944 DAVID KYLE BRIDGES 10/2/26

CERTIFICATE OF AUTHORIZATION ENFRA TME, LLC No. 2790 ARKANSAS

SHEET TITLE

FRAMING SECTIONS

SHEET NUMBER

S403

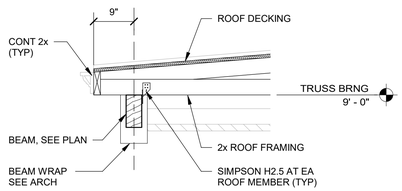

1 FRAMING SECTION
3/4" = 1'-0"

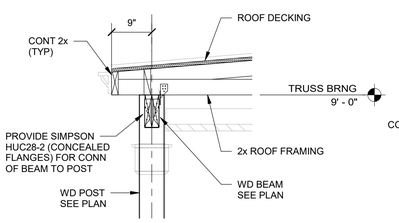

2 FRAMING SECTION
3/4" = 1'-0"

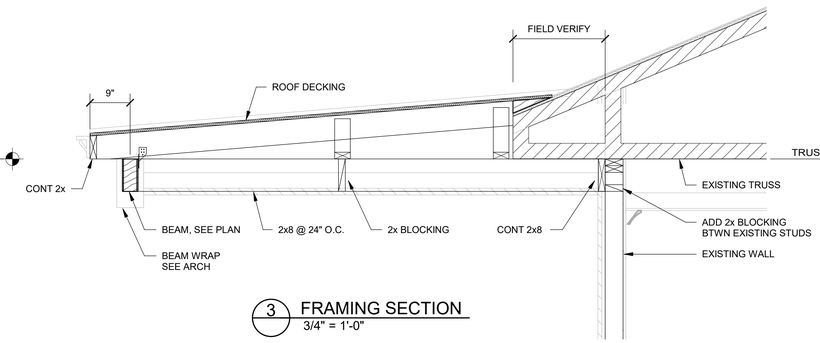

3 FRAMING SECTION
3/4" = 1'-0"

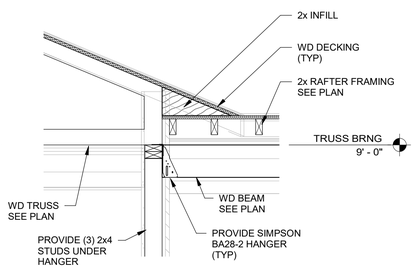

4 FRAMING SECTION
3/4" = 1'-0"

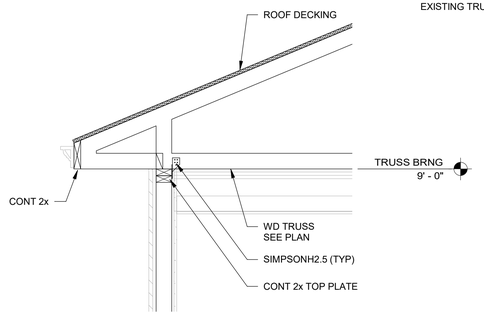

5 FRAMING SECTION
3/4" = 1'-0"

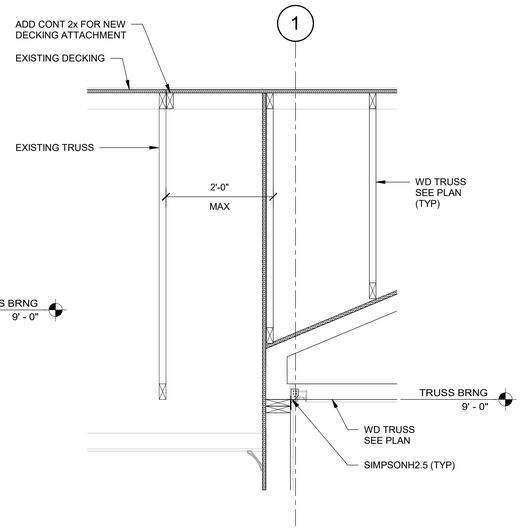

6 FRAMING SECTION
3/4" = 1'-0"

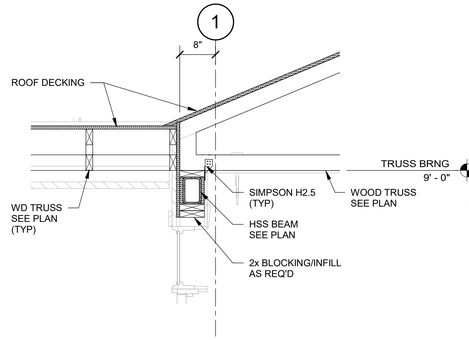

7 FRAMING SECTION
3/4" = 1'-0"

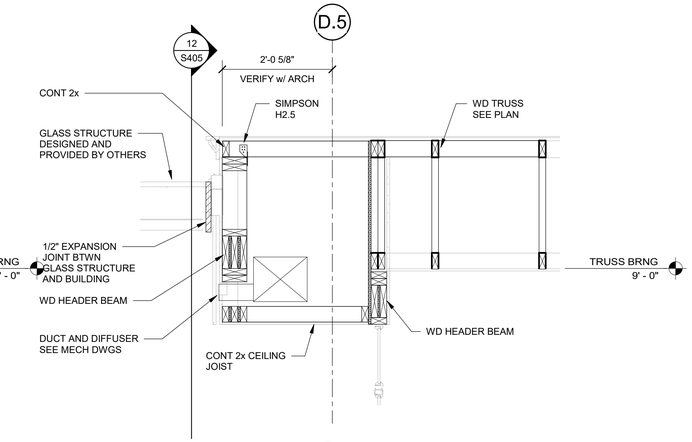

8 FRAMING SECTION
3/4" = 1'-0"

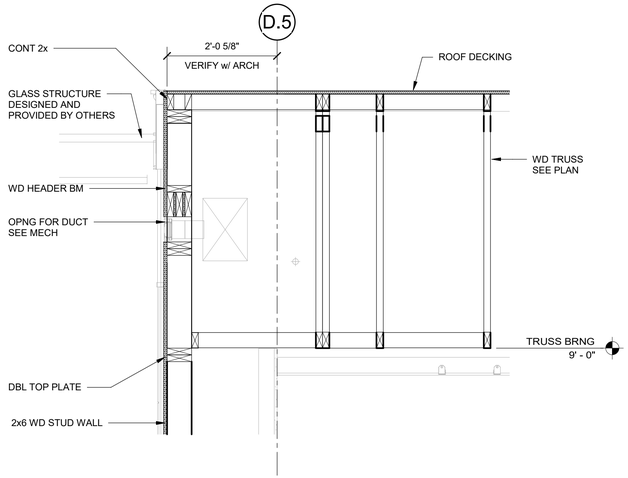

9 FRAMING SECTION
3/4" = 1'-0"

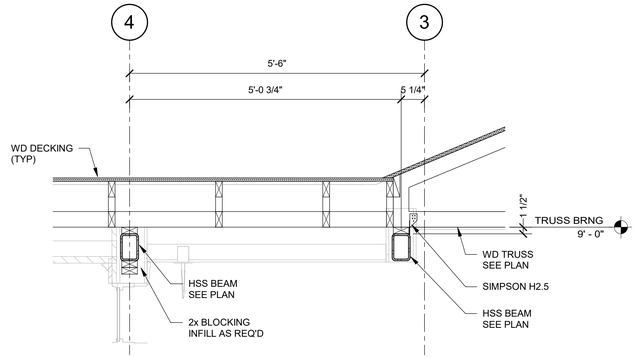

10 FRAMING SECTION
3/4" = 1'-0"

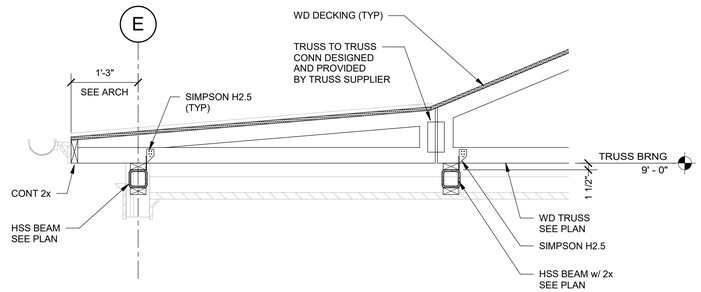

11 FRAMING SECTION
3/4" = 1'-0"

Dirtworks
561 SEVENTH AVENUE FLOOR 11
NEW YORK, NY 10018
(212) 589 2263

WER ARCHITECTS
901 WEST THIRD STREET
LITTLE ROCK, AR 72201
(501) 374 5300

CONSULTANTS

CIVIL ENGINEERS
CRAFTON TULL & ASSOCIATES, INC.
901 N. 47TH STREET, SUITE 400
ROGERS, AR 72756
(479) 636 4838

MEP ENGINEERS
INSIGHT ENGINEERING
322 S STATE STREET, STE 201
LITTLE ROCK, AR 72201
(501) 237 3077

STRUCTURAL ENGINEERS
ENFRA TME, LLC
BUILDING 2, 1 ALLIED DRIVE, STE 2600
LITTLE ROCK, AR 72202
(501) 666 6776

FOOD SERVICE CONSULTANT
MCKAY-LANE CONSULTING, LTD
1807 DODSON AVE
FT. SMITH, AR 72901
(479) 629 4572

ACOUSTICAL ENGINEERS
ACENTECH
620 W. GERMANTOWN PIKE, STE. 210
PLYMOUTH MEETING PA 19462
(215) 245 8244

PROJECT TITLE

CENTRAL HOUSE & GARDEN

BENTONVILLE, AR

PROJECT NUMBER: 31483

#	ISSUED FOR	DATE
	FINAL CD's	10/2/26

KEY PLAN

SIGN & SEAL



SHEET TITLE

FRAMING SECTIONS

SHEET NUMBER

S404

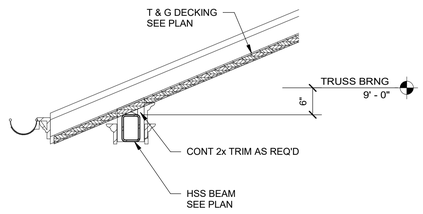

1 FRAMING SECTION
3/4" = 1'-0"

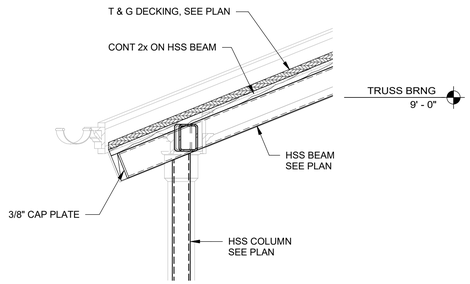

2 FRAMING SECTION
3/4" = 1'-0"

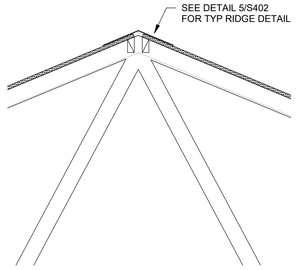

3 FRAMING SECTION
3/4" = 1'-0"

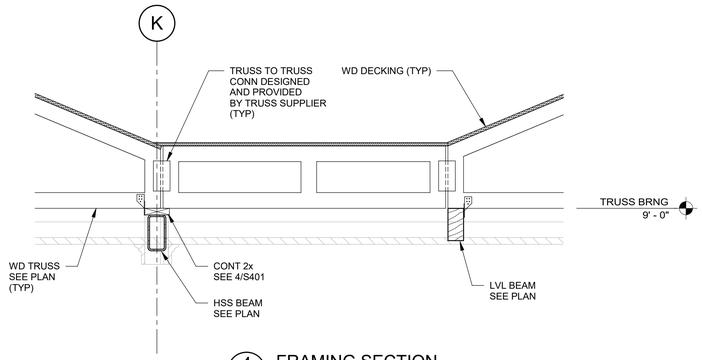

4 FRAMING SECTION
3/4" = 1'-0"

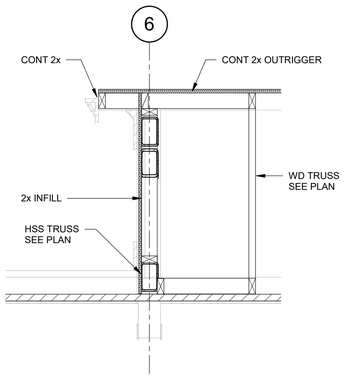

5 FRAMING SECTION
3/4" = 1'-0"

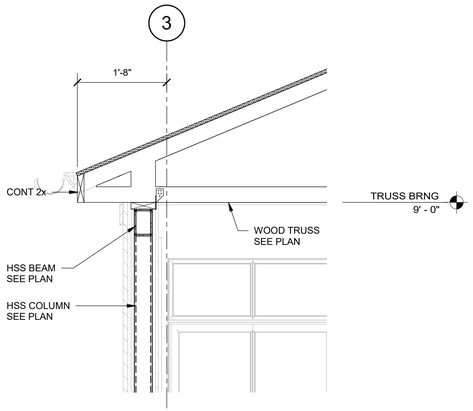

6 FRAMING SECTION
3/4" = 1'-0"

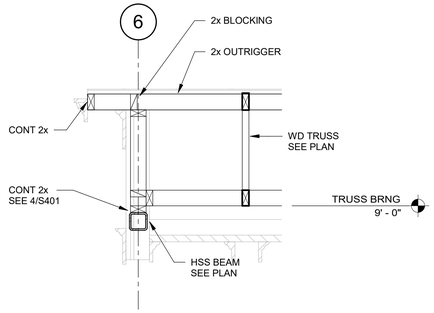

7 FRAMING SECTION
3/4" = 1'-0"

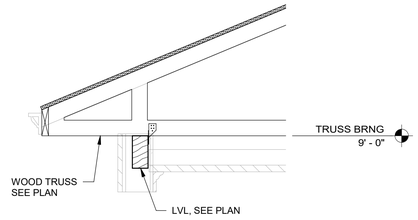

8 FRAMING SECTION
3/4" = 1'-0"

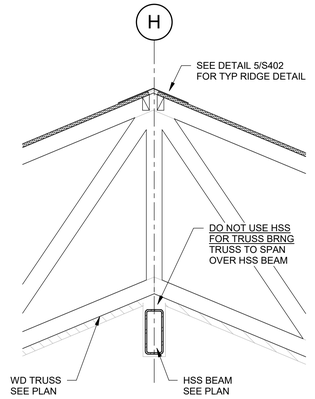

9 FRAMING SECTION
3/4" = 1'-0"

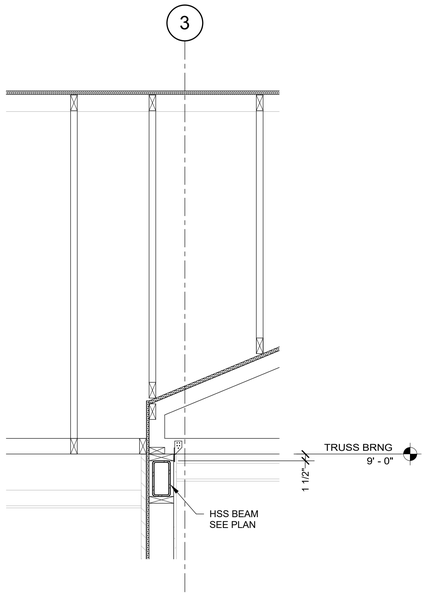

10 FRAMING SECTION
3/4" = 1'-0"

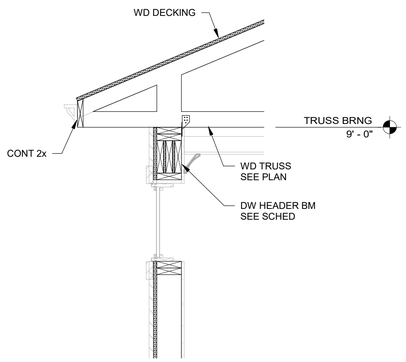

11 FRAMING SECTION
3/4" = 1'-0"

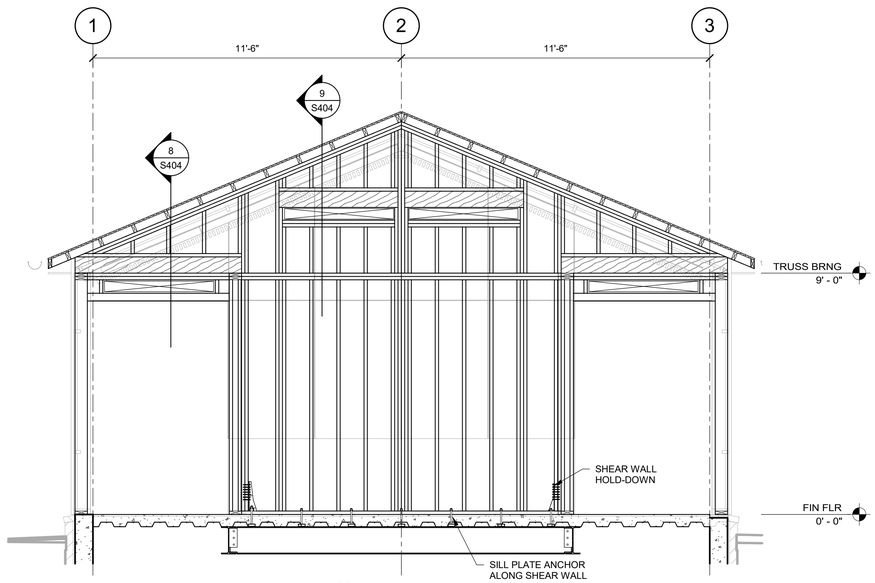

12 FRAMING SECTION
3/8" = 1'-0"

Dirtworks
561 SEVENTH AVENUE FLOOR 11
NEW YORK, NY 10018
(212) 589 2263

WER ARCHITECTS
901 WEST THIRD STREET
LITTLE ROCK, AR 72201
(501) 374 5300

CONSULTANTS

CIVIL ENGINEERS
CRAFTON TULL & ASSOCIATES, INC.
901 N. 47TH STREET, SUITE 400
ROGERS, AR 72756
(479) 636 4838

MEP ENGINEERS
INSIGHT ENGINEERING
322 S STATE STREET, STE 201
LITTLE ROCK, AR 72201
(501) 237 3077

STRUCTURAL ENGINEERS
ENFRA TME, LLC
BUILDING 2, 1 ALLIED DRIVE, STE 2600
LITTLE ROCK, AR 72202
(501) 666 6776

FOOD SERVICE CONSULTANT
MCKAY-LANE CONSULTING, LTD
1807 DODSON AVE
FT. SMITH, AR 72901
(479) 629 4572

ACOUSTICAL ENGINEERS
ACENTECH
620 W. GERMANTOWN PIKE, STE. 210
PLYMOUTH MEETING PA 19462
(215) 245 8244

PROJECT TITLE

CENTRAL HOUSE & GARDEN

BENTONVILLE, AR

PROJECT NUMBER: 31483

#	ISSUED FOR	DATE
	FINAL CD's	10/2/26

KEY PLAN

SIGN & SEAL



SHEET TITLE

FRAMING SECTIONS

SHEET NUMBER

S405

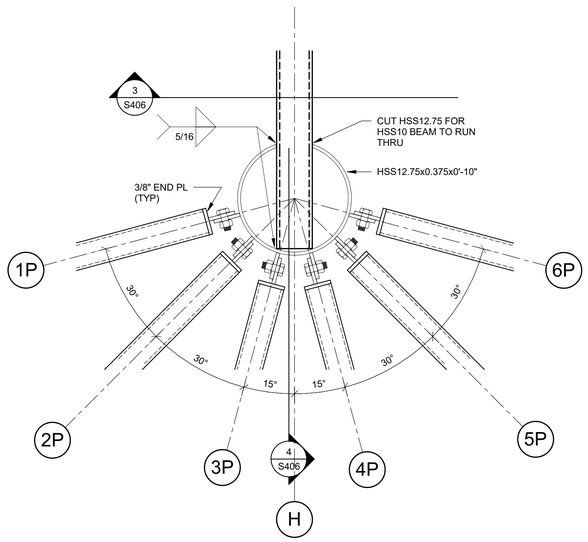

1 CONNECTION DETAIL
1 1/2" = 1'-0"

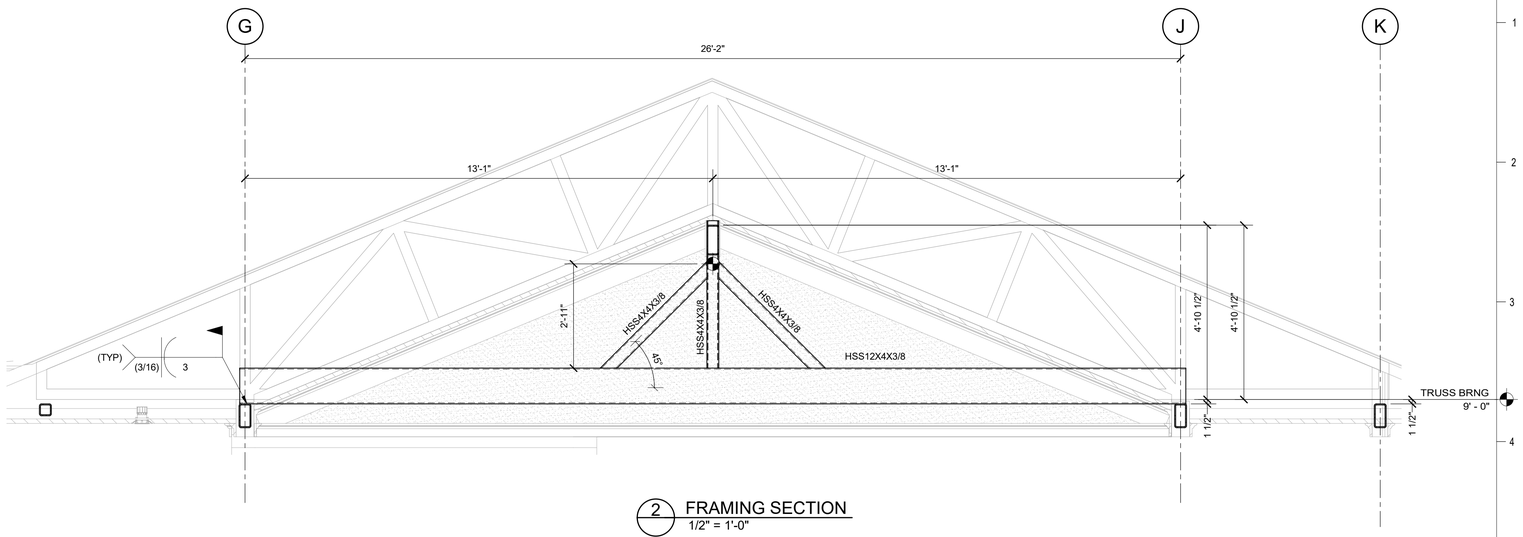

2 FRAMING SECTION
1/2" = 1'-0"

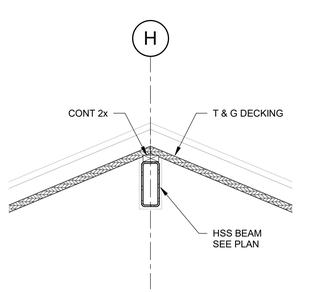

3 FRAMING SECTION
3/4" = 1'-0"

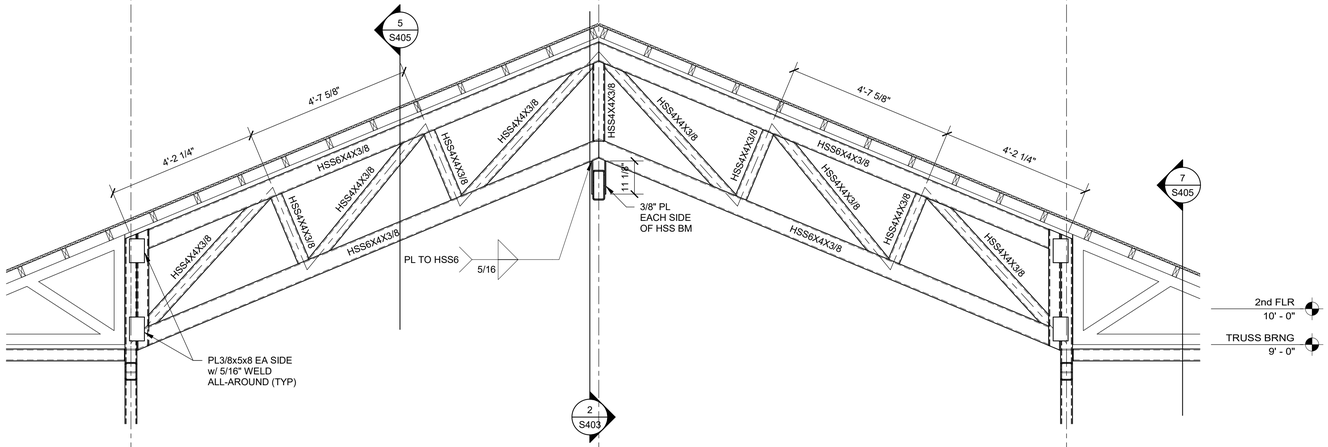

5 FRAMING SECTION
1/2" = 1'-0"

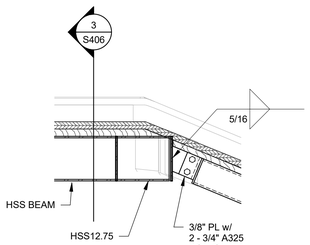

4 FRAMING SECTION
3/4" = 1'-0"

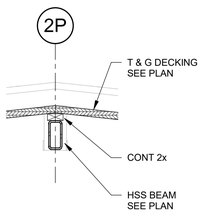

6 FRAMING SECTION
3/4" = 1'-0"

Dirtworks
561 SEVENTH AVENUE FLOOR 11
NEW YORK, NY 10018
(212) 589 2263

WER ARCHITECTS
901 WEST THIRD STREET
LITTLE ROCK, AR 72201
(501) 374 5300

CONSULTANTS

CIVIL ENGINEERS
CRAFTON TULL & ASSOCIATES, INC.
901 N. 47TH STREET, SUITE 400
ROGERS, AR 72756
(479) 636 4838

MEP ENGINEERS
INSIGHT ENGINEERING
322 S STATE STREET, STE 201
LITTLE ROCK, AR 72201
(501) 237 3077

STRUCTURAL ENGINEERS
ENFRA TME, LLC
BUILDING 2, 1 ALLIED DRIVE, STE 2600
LITTLE ROCK, AR 72202
(501) 666 6776

FOOD SERVICE CONSULTANT
MCKAY-LANE CONSULTING, LTD
1807 DODSON AVE
FT. SMITH, AR 72901
(479) 629 4572

ACOUSTICAL ENGINEERS
ACENTECH
620 W. GERMANTOWN PIKE, STE. 210
PLYMOUTH MEETING PA 19462
(215) 245 8244

PROJECT TITLE

CENTRAL HOUSE & GARDEN

BENTONVILLE, AR

PROJECT NUMBER: 31483

#	ISSUED FOR	DATE
	FINAL CD's	10/2/26

KEY PLAN

SIGN & SEAL

SHEET TITLE

FRAMING SECTIONS

SHEET NUMBER

S406

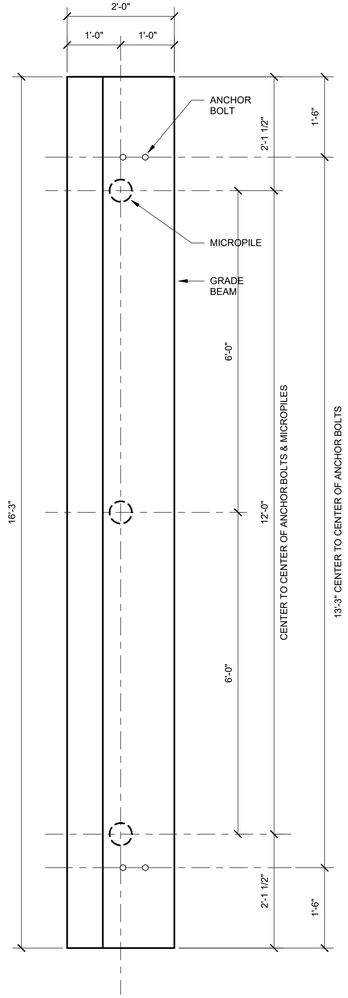

2 PLAN OF BRIDGE ABUTMENT
3/4" = 1'-0"

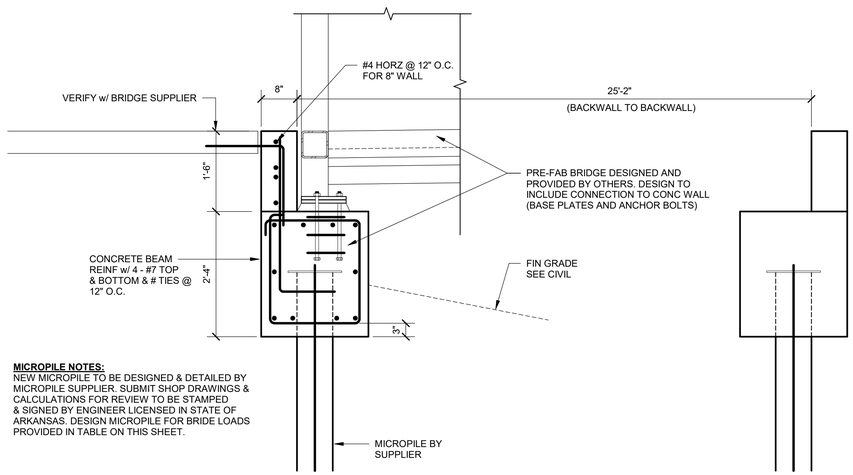

MICROPILE NOTES:
NEW MICROPILE TO BE DESIGNED & DETAILED BY MICROPILE SUPPLIER. SUBMIT SHOP DRAWINGS & CALCULATIONS FOR REVIEW TO BE STAMPED & SIGNED BY ENGINEER LICENSED IN STATE OF ARKANSAS. DESIGN MICROPILE FOR BRIDE LOADS PROVIDED IN TABLE ON THIS SHEET.

1 SECTION AT BRIDGE ABUTMENT
3/4" = 1'-0"

BRIDGE - DESIGN CRITERIA:

1. STRUCTURAL DRAWINGS AND DETAILS ARE FOR PRICING ONLY. STRUCTURAL DRAWINGS ARE SUBJECT TO CHANGE BASED ON FINAL BRIDGE DESIGNS/MANUFACTURER THAT WILL BE DETERMINED AFTER BIDDING.
2. THE ABUTMENTS HAVE BEEN DESIGNED BASED UPON THE FOLLOWING BRIDGE REACTIONS:

   BRIDGE LIFTING WEIGHTS: 5,650 LBS (DOES NOT INCLUDE WEIGHT OF CONCRETE DECK)
   BRIDGE FINAL WEIGHT: 27,700 LBS (INCLUDED WEIGHT OF CONCRETE DECK)

   DEAD LOAD: CONCRETE DECK CONSISTS OF 2" GALV DECK WITH 4" CONCRETE ABOVE DECK FOR TOTAL SLAB THICK OF 6". REINFORCING WITH #5 CONT @ 6" CENTERED OVER FLUTES & #5 @ 12" O.C. IN TRANSVERSE DIRECTION.
   LIVE LOAD: 90 PSF

BRIDGE REACTIONS
12' x 25'

LOADS	P (LBS)	H (LBS)	L (LBS)
DEAD LOAD	6,925	-	-
UNIFORM LIVE LOAD	7,875	-	-
VEHICLE LOAD	5,000	-	-
WIND UPLIFT 20 PSF WINDWARD	-2,720	-	
WIND UPLIFT 20 PSF LEEWARD	-907	-	-
WIND	+/- 615	2,590	-
THERMAL	-	-	1,040

NOTES:
"P" - VERTICAL LOAD EACH BASE PLATE (4 PER BRIDGE)
"H" - HORIZONTAL LOAD EACH FOOTING (2 PER BRIDGE)
"L" - LONGITUDINAL LOAD EACH BASE PLATE (4 PER BRIDGE)
"+" - DOWNWARD LOAD
"-" - UPWARD LOAD

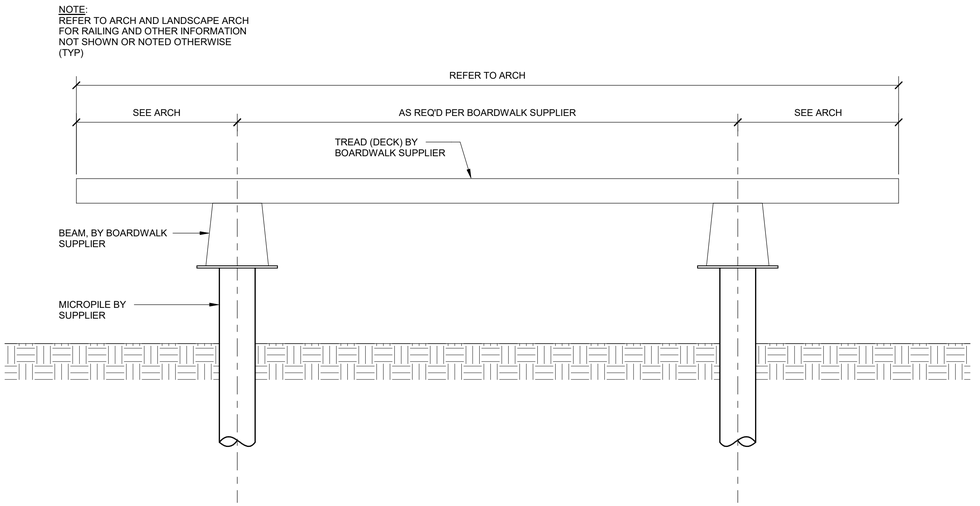

3 TYPICAL SECTION AT BOARDWALK
3/4" = 1'-0"

Dirtworks
561 SEVENTH AVENUE FLOOR 11
NEW YORK, NY 10018
(212) 589 2263

WER ARCHITECTS
901 WEST THIRD STREET
LITTLE ROCK, AR 72201
(501) 374 5300

CONSULTANTS

CIVIL ENGINEERS
CRAFTON TULL & ASSOCIATES, INC.
901 N. 47TH STREET, SUITE 400
ROGERS, AR 72756
(479) 636 4838

MEP ENGINEERS
INSIGHT ENGINEERING
322 S STATE STREET, STE 201
LITTLE ROCK, AR 72201
(501) 237 3077

STRUCTURAL ENGINEERS
ENFRA TME, LLC
BUILDING 2, 1 ALLIED DRIVE, STE 2600
LITTLE ROCK, AR 72202
(501) 666 6776

FOOD SERVICE CONSULTANT
MCKAY-LANE CONSULTING, LTD
1807 DODSON AVE
FT. SMITH, AR 72901
(479) 629 4572

ACOUSTICAL ENGINEERS
ACENTECH
620 W. GERMANTOWN PIKE, STE. 210
PLYMOUTH MEETING PA 19462
(215) 245 8244

PROJECT TITLE

CENTRAL HOUSE & GARDEN

BENTONVILLE, AR

PROJECT NUMBER: 31483

#	ISSUED FOR	DATE
	FINAL CD's	10/2/26

KEY PLAN

SIGN & SEAL

SHEET TITLE

BRIDGE & BOARDWALK DETAILS

SHEET NUMBER

S501

MECHANICAL GENERAL NOTES

1. ALL PIPING AND DUCTS IN FINISHED ROOMS OR SPACES SHALL BE CONCEALED IN A FURRED CHASE OR ABOVE A HARD SUSPENDED CEILING.
2. THE FIRST FIGURE OF DUCT SIZE INDICATES DIMENSION OF FACE SHOWN OR INDICATED. DUCT SIZED ARE NET INSIDE DIMENSIONS.
3. ACCESS PANELS IN HARD SUSPENDED CEILINGS ARE REQUIRED FOR ALL VALVES, TRAPS, DAMPERS, CLEANOUTS, CONTROLS, ETC. COORDINATE LOCATION OF PANELS WITH MECHANICAL INSTALLATION AND DEMONSTRATE ACCESS TO EQUIPMENT SERVED.
4. TOTAL STATIC PRESSURE NOTES IN THE SCHEDULES INCLUDED DUCT SYSTEM, TERMINAL UNITS, FILTERS, COILS, ETC. LOSS FOR FILTERS SHALL BE FOR FILTERS AT 50% LOADING.
5. ALL DUCT AND PIPE ROUTING AND CONSTRUCTION SHOWN ON THE DRAWINGS IS DIAGRAMMATIC IN NATURE AND MAY NOT BE SHOWN IN EXACT LOCATIONS OR WITH ALL ANCILLARY ITEMS REQUIRED FOR A COMPLETE AND OPERATING SYSTEM. CONTRACTOR SHALL COORDINATE ROUTING OF ALL DUCTWORK AND PIPING PER TYPICAL CONSTRUCTION PRACTICE IN THE MOST EFFICIENT WAY POSSIBLE WHILE ADHERING AS CLOSELY TO THE DRAWINGS AS POSSIBLE.
6. CONTRACTOR IS RESPONSIBLE FOR COORDINATING ALL INSTALLATION WITH THE WORK OF OTHER TRADES. FIELD MODIFICATIONS SUCH AS OFFSETS IN PIPING OR DUCTWORK NEEDED DUE TO OBSTRUCTIONS OR INTERFERENCES SHALL BE PROVIDED AT NO ADDITIONAL COST.
7. ALL WORK SHALL BE PERFORMED IN A NEAT AND WORKMANLIKE MANNER WITHIN STANDARD OF CARE FOR PROFESSION. ALL LABOR, MATERIAL, TOOLS, PERMITS, INSPECTIONS, TESTING, CERTIFICATION, ETC. REQUIRED FOR A COMPLETE AND SATISFACTORY INSTALLATION TO DESIGN INTENT SHALL BE FURNISHED BY CONTRACTOR. PROVIDE, AT NO ADDITIONAL COST, INCLUDING INCIDENTAL ITEMS NOT SHOWN WHEN REQUIRED FOR TYPICAL COMPLETION OF WORK.
8. DRAWINGS NOT BEARING THE STAMP OR SEAL AND SIGNATURE OF A REGISTERED PROFESSIONAL ENGINEER SHALL NOT BE USED FOR BIDDING OR CONSTRUCTION PURPOSES UNLESS EXPRESSLY APPROVED IN WRITING BY THE ARCHITECT. THE CONTRACTOR SHALL BE RESPONSIBLE FOR ENSURING THAT ALL DRAWINGS AND SPECIFICATIONS BEING USED FOR BIDDING AND CONSTRUCTION PURPOSES ARE OF THE LATEST REVISION AVAILABLE AND ALL ADDENDUM DOCUMENTS HAVE BEEN INCORPORATED EITHER BY REVISION RELEASE OF DRAWINGS/SPECIFICATIONS OR ATTACHMENT OF SKETCHES OR OTHER ADDENDUM INFORMATION.
9. THE MECHANICAL CONTRACTOR SHALL FURNISH AND INSTALL NEW PRODUCTS OF ESTABLISHED AND REPUTABLE MANUFACTURERS. NO EQUIPMENT SUBSTITUTIONS SHALL BE MADE THAT WOULD LEAVE INADEQUATE OPERATING OR SERVICE SPACE. EQUIPMENT SHALL BE INSTALLED IN ACCORDANCE WITH MANUFACTURER'S RECOMMENDED INSTALLATION PROCEDURES AND IN AN ARRANGEMENT THAT WILL GIVE THE GREATEST PRACTICAL EASE OF OPERATION AND SERVICE TO THE OWNER.
10. ALL EQUIPMENT WHICH IS INDICATED TO BE FURNISHED AND/OR INSTALLED BY OTHERS OR BY OWNER IS INCLUDED FOR REFERENCE ONLY UNLESS NOTED OTHERWISE. DESIGN OF MECHANICAL SYSTEMS IN THESE AREAS IS BASED ON INFORMATION AVAILABLE AT THE TIME OF DESIGN. CONTRACTOR SHALL BE RESPONSIBLE FOR COORDINATING AND VERIFYING INSTALLATION REQUIREMENTS OF THIS EQUIPMENT WITH THE APPLICABLE SUPPLIER OR THE OWNER. ANY DISCREPANCIES SHALL BE BROUGHT TO THE ATTENTION OF THE ENGINEER.
11. IT IS THE RESPONSIBILITY OF THE MECHANICAL CONTRACTOR TO PAY FOR ALL NECESSARY PERMITS AND APPROVALS FOR THIS INSTALLATION.
12. ACCESS PANELS IN DUCTWORK AND CEILINGS SHALL BE PROVIDED WHERE REQUIRED FOR OPERATION, BALANCING OR MAINTENANCE OF ALL MECHANICAL EQUIPMENT. ACCESS PANELS SHALL BE CONVENIENTLY LOCATED WITH REFERENCE TO THE FINISHED BUILDING. COORDINATE LOCATION OF ACCESS PANELS WITH ARCHITECT.
13. DUCT CONSTRUCTION SHALL BE IN ACCORDANCE WITH THE LATEST EDITION OF THE SMACNA HVAC DUCT CONSTRUCTION STANDARD CLASS A.
14. COORDINATE DIFFUSER, GRILLE AND REGISTER LOCATIONS WITH ARCHITECTURAL REFLECTED CEILING PLANS AND EQUIPMENT OF ALL TRADES.
15. VERIFY FINISH WITH ARCHITECT PRIOR TO PURCHASING GRILLES, REGISTERS, DIFFUSERS, LOUVERS AND OTHER AIR DISTRIBUTION DEVICES.
16. LOCATE THERMOSTATS AT 48" ABOVE FINISHED FLOOR UNLESS NOTED OTHERWISE. COORDINATE LOCATIONS WITH OTHER EQUIPMENT, FURNITURE, AND DOOR SWINGS.
17. ALL EQUIPMENT, DUCTWORK, ETC., SHALL BE SUPPORTED AS DETAILED AND/OR SPECIFIED. PROVIDE ADDITIONAL SUPPORTS AS REQUIRED TO PROVIDE A VIBRATION-FREE, RIGID INSTALLATION.
18. DUCTWORK DIMENSIONS SHOWN ON DRAWINGS ARE INSIDE CLEAR DIMENSIONS. DIMENSIONS MAY BE CHANGED SO LONG AS THE NET FREE FACE AREA IS MAINTAINED.
19. DAMPERS AND INSIDES OF DUCTS VISIBLE THROUGH GRILLES, REGISTERS AND DIFFUSERS SHALL BE PAINTED FLAT BLACK.
20. PROVIDE AND INSTALL SMOOTH TURN RADIUS ELBOWS IN ALL RECTANGULAR 90° ELBOWS AND TEES, UNLESS NOTED OTHERWISE.
21. EXHAUST DUCTS SHALL TERMINATE IN ACCORDANCE WITH ASHRAE 170-2013 AND BE EQUIPPED WITH A BACKDRAFT DAMPER.
22. CONTRACTOR SHALL PROVIDE ALL AUTOMATIC TEMPERATURE CONTROLS INCLUDING WIRING, THERMOSTATS AND ALL MISCELLANEOUS APPURTENANCES TO MEET THE INTENT OF THESE DOCUMENTS.
23. PENETRATIONS OF WALLS OR FLOORS FOR THE PASSAGE OF PIPING, DUCTWORK, OR OTHER EQUIPMENT SHALL BE PROPERLY SEALED AFTER INSTALLATION OF ITEMS AND EQUIPMENT.
24. PIPING, DUCTWORK, LEAK PROTECTION APPARATUS, OR OTHER EQUIPMENT FOREIGN TO ELECTRICAL SWITCHBOARDS, PANELBOARDS, DISTRIBUTION BOARDS, OR MOTOR CONTROL CENTERS SHALL NOT BE INSTALLED WITHIN THE REQUIRED SPACE FOR WORKING CLEARANCES OR DEDICATED SPACES OF THE ELECTRICAL EQUIPMENT, EXTENDING IN FRONT OF AND FROM FLOOR TO STRUCTURAL CEILING WITH A WIDTH AND DEPTH OF THE ELECTRICAL EQUIPMENT IN ACCORDANCE WITH NEC-110.26.

LEGEND

SYMBOL	DESCRIPTION
	EXISTING EQUIPMENT / DUCTWORK / PIPING TO BE DEMOLISHED
	EQUIPMENT
	SUPPLY AIR DUCTWORK
	OUTSIDE AIR DUCTWORK
	RETURN AIR DUCTWORK
	EXHAUST AIR DUCTWORK
	CONDENSATE DRAIN OR DRAIN (D) PIPING
	NATURAL GAS (NG) PIPING
	REFRIGERANT (REFG) PIPING (SUCTION & LIQUID)
	VRF HPL / LPG PIPING
	VRF HPL / HPG / LPG PIPING
	SUPPLY SIDE WALL GRILLE
	RETURN SIDE WALL GRILLE
	EXHAUST SIDE WALL GRILLE
	SUPPLY DIFFUSER
	RETURN GRILLE
	EXHAUST GRILLE
	SUPPLY DIFFUSER WITH OPPOSED BLADE DAMPER
	RETURN GRILLE WITH OPPOSED BLADE DAMPER
	EXHAUST GRILLE WITH OPPOSED BLADE DAMPER
MD	MOTORIZED DAMPER
	CONCENTRIC REDUCER
	ECCENTRIC REDUCER
	RECT. AND/OR ROUND DUCT 90° 1X RADIUS ELBOW
	RECT. AND/OR ROUND DUCT 90° 1.5X RADIUS ELBOW
	RECT. AND/OR ROUND DUCT 45° 1X RADIUS ELBOW
	RECT. ELBOW (WITH TURNING VANES)
	RECT. ELBOW (WITHOUT TURNING VANES)
	HIGH VOLUME LOW SPEED FAN.

SYMBOL	DESCRIPTION
	THERMOSTAT WIRE
T	THERMOSTAT
S	TEMPERATURE SENSOR
	POINT OF CONNECTION TO EXISTING
	POINT OF DEMOLITION
1	REVISION DELTA
MBD	MANUAL BALANCING DAMPER
	STREAMLINE CONNECTION (RECT. TO ROUND)
	STREAMLINE CONNECTION (RECT. TO RECT.)
	STREAMLINE CONNECTION WITH MANUAL VOLUME DAMPER (RECT. TO ROUND)
X ###	GRILLE DESIGNATION (GRILLE SCHEDULE DESIGNATION / CFM AIRFLOW)
	SINGLE LINE CONTINUATION
	AIR FLOW ARROW
	FLOW ARROW
SA	SUPPLY AIR DUCT
RA	RETURN AIR DUCT
EA	EXHAUST AIR DUCT
SS "DUCT SIZE"	STAINLESS STEEL DUCTWORK
CFM	CUBIC FEET PER MINUTE
Ø	ROUND DIAMETER

STATE OF ARKANSAS REGISTERED PROFESSIONAL ENGINEER NO. 19764 FAILLON A LEE
10/2/2026

INSIGHT ENGINEERING, PLLC CERTIFICATE OF AUTHORIZATION No. 3523 ARKANSAS

Dirtworks
561 SEVENTH AVENUE FLOOR 11
NEW YORK, NY 10018
(212) 589 2263

WER ARCHITECTS
901 WEST THIRD STREET
LITTLE ROCK, AR 72201
(501) 374 5300

CONSULTANTS

CIVIL ENGINEERS
CRAFTON TULL & ASSOCIATES, INC.
901 N. 47TH STREET, SUITE 400
ROGERS, AR 72756
(479) 636 4838

MEP ENGINEERS
INSIGHT ENGINEERING
322 S STATE STREET, STE 201
LITTLE ROCK, AR 72201
(501) 237 3077

STRUCTURAL ENGINEERS
ENFRA TME, LLC
BUILDING 2, 1 ALLIED DRIVE, STE 2600
LITTLE ROCK, AR 72202
(501) 666 6776

FOOD SERVICE CONSULTANT
MCKAY-LANE CONSULTING, LTD
1807 DODSON AVE
FT. SMITH, AR 72901
(479) 629 4572

ACOUSTICAL ENGINEERS
ACENTECH
620 W. GERMANTOWN PIKE, STE. 210
PLYMOUTH MEETING PA 19462
(215) 245 8244

PROJECT TITLE

CENTRAL HOUSE & GARDEN

BENTONVILLE, AR

PROJECT NUMBER: 31483

#	ISSUED FOR	DATE
	FINAL CD's	10/2/2026

KEY PLAN

SIGN & SEAL

DRAWN BY

CHECKED BY

SHEET TITLE

GENERAL NOTES AND LEGEND - HVAC

SHEET NUMBER

M001

DEMOLITION GENERAL NOTES

1. DEMOLISH ALL EXISTING MECHANICAL SYSTEMS INCLUDE ALL DUCTWORK, DIFFUSERS, GRILLES, CONTROLS, PIPING, AND THERMOSTATS.

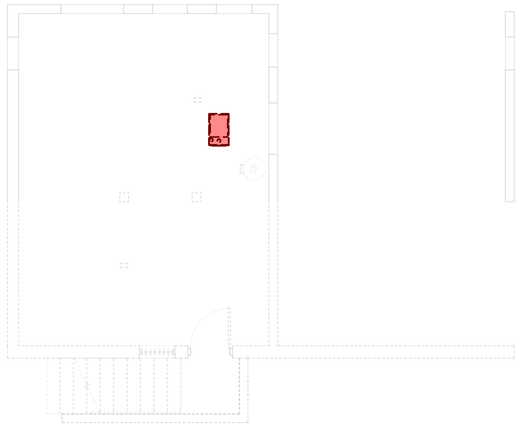

1 DEMOLITION PLAN - BASEMENT - MECHANICAL
3/16" = 1'-0"

N



Dirtworks
561 SEVENTH AVENUE FLOOR 11
NEW YORK, NY 10018
(212) 589 2263

WER ARCHITECTS
901 WEST THIRD STREET
LITTLE ROCK, AR 72201
(501) 374 5300

CONSULTANTS

CIVIL ENGINEERS
CRAFTON TULL & ASSOCIATES, INC.
901 N. 47TH STREET, SUITE 400
ROGERS, AR 72756
(479) 636 4838

MEP ENGINEERS
INSIGHT ENGINEERING
322 S STATE STREET, STE 201
LITTLE ROCK, AR 72201
(501) 237 3077

STRUCTURAL ENGINEERS
ENFRA TME, LLC
BUILDING 2, 1 ALLIED DRIVE, STE 2600
LITTLE ROCK, AR 72202
(501) 666 6776

FOOD SERVICE CONSULTANT
MCKAY-LANE CONSULTING, LTD
1807 DODSON AVE
FT. SMITH, AR 72901
(479) 629 4572

ACOUSTICAL ENGINEERS
ACENTECH
620 W. GERMANTOWN PIKE, STE. 210
PLYMOUTH MEETING PA 19462
(215) 245 8244

PROJECT TITLE

CENTRAL HOUSE & GARDEN

BENTONVILLE, AR

PROJECT NUMBER: 31483

#	ISSUED FOR	DATE
	FINAL CD's	10/2/2026

KEY PLAN

SIGN & SEAL

DRAWN BY

CHECKED BY

SHEET TITLE

DEMOLITION PLAN - BASEMENT - MECHANICAL

SHEET NUMBER

M101

DEMOLITION GENERAL NOTES

1. DEMOLISH ALL EXISTING MECHANICAL SYSTEMS INCLUDE ALL DUCTWORK, DIFFUSERS, GRILLES, CONTROLS, PIPING, AND THERMOSTATS.

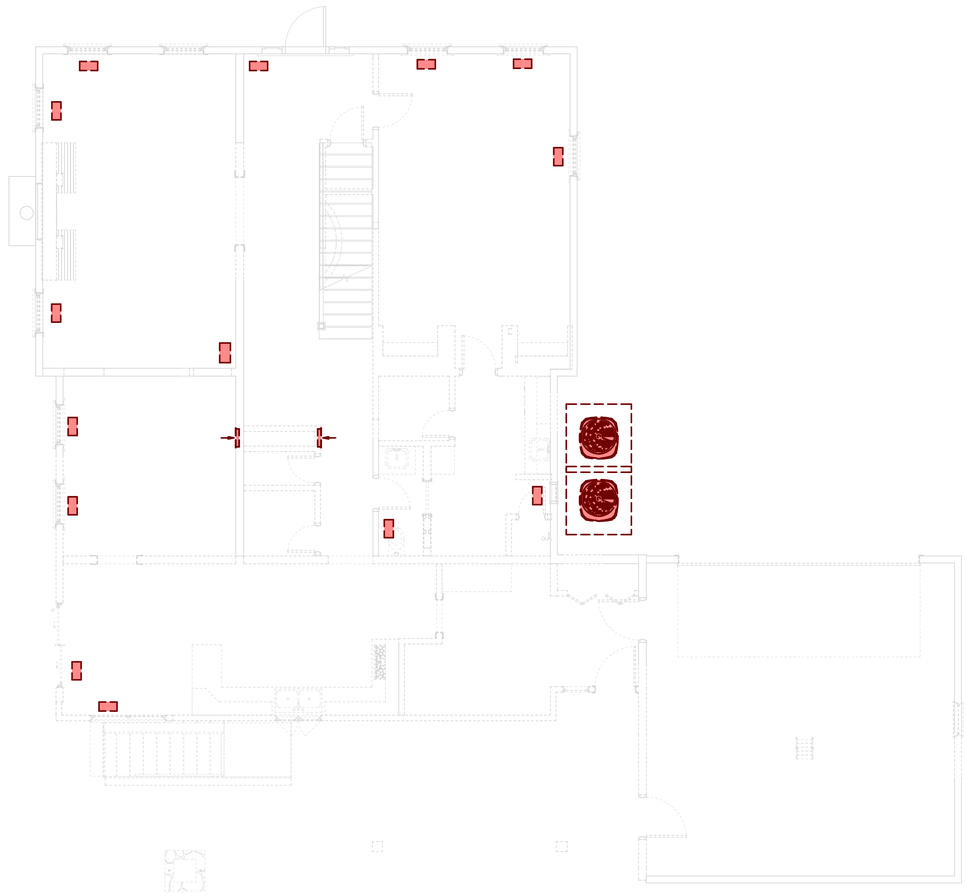

1 DEMOLITION PLAN - GROUND FLOOR - MECHANICAL
3/16" = 1'-0"

N

ARKANSAS REGISTERED PROFESSIONAL ENGINEER No. 19761 FALON ALEX
10/2/2026

INSIGHT ENGINEERING, PLLC Certificate of Authorization No. 3523 ARKANSAS

Dirtworks
561 SEVENTH AVENUE FLOOR 11
NEW YORK, NY 10018
(212) 589 2263

WER ARCHITECTS
901 WEST THIRD STREET
LITTLE ROCK, AR 72201
(501) 374 5300

CONSULTANTS

CIVIL ENGINEERS
CRAFTON TULL & ASSOCIATES, INC.
901 N. 47TH STREET, SUITE 400
ROGERS, AR 72756
(479) 636 4838

MEP ENGINEERS
INSIGHT ENGINEERING
322 S STATE STREET, STE 201
LITTLE ROCK, AR 72201
(501) 237 3077

STRUCTURAL ENGINEERS
ENFRA TME, LLC
BUILDING 2, 1 ALLIED DRIVE, STE 2600
LITTLE ROCK, AR 72202
(501) 666 6776

FOOD SERVICE CONSULTANT
MCKAY-LANE CONSULTING, LTD
1807 DODSON AVE
FT. SMITH, AR 72901
(479) 629 4572

ACOUSTICAL ENGINEERS
ACENTECH
620 W. GERMANTOWN PIKE, STE. 210
PLYMOUTH MEETING PA 19462
(215) 245 8244

PROJECT TITLE

CENTRAL HOUSE & GARDEN

BENTONVILLE, AR

PROJECT NUMBER: 31483

#	ISSUED FOR	DATE
	FINAL CD's	10/2/2026

KEY PLAN

SIGN & SEAL

DRAWN BY

CHECKED BY

SHEET TITLE

DEMOLITION PLAN - FIRST FLOOR - MECHANICAL

SHEET NUMBER

M102

DEMOLITION GENERAL NOTES

1. DEMOLISH ALL EXISTING MECHANICAL SYSTEMS INCLUDE ALL DUCTWORK, DIFFUSERS, GRILLES, CONTROLS, PIPING, AND THERMOSTATS.

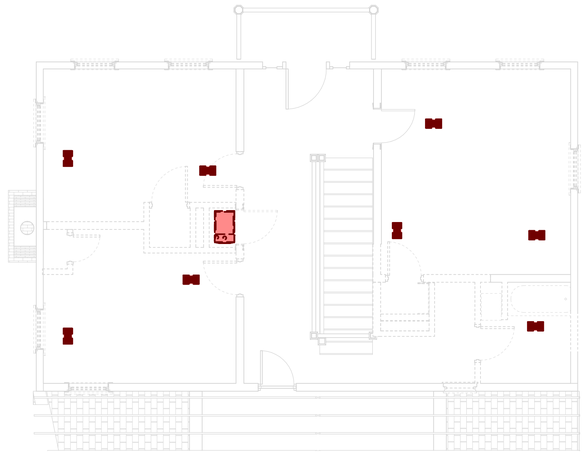

1 DEMOLITION PLAN - SECOND FLOOR - MECHANICAL
3/16" = 1'-0"

N

STATE OF ARKANSAS REGISTERED PROFESSIONAL ENGINEER NO. 19764 FALLON A LEE
10/2/2026

INSIGHT ENGINEERING, PLLC CERTIFICATE OF AUTHORIZATION No. 3523 ARKANSAS

Dirtworks
561 SEVENTH AVENUE FLOOR 11
NEW YORK, NY 10018
(212) 589 2263

WER ARCHITECTS
901 WEST THIRD STREET
LITTLE ROCK, AR 72201
(501) 374 5300

CONSULTANTS

CIVIL ENGINEERS
CRAFTON TULL & ASSOCIATES, INC.
901 N. 47TH STREET, SUITE 400
ROGERS, AR 72756
(479) 636 4838

MEP ENGINEERS
INSIGHT ENGINEERING
322 S STATE STREET, STE 201
LITTLE ROCK, AR 72201
(501) 237 3077

STRUCTURAL ENGINEERS
ENFRA TME, LLC
BUILDING 2, 1 ALLIED DRIVE, STE 2600
LITTLE ROCK, AR 72202
(501) 666 6776

FOOD SERVICE CONSULTANT
MCKAY-LANE CONSULTING, LTD
1807 DODSON AVE
FT. SMITH, AR 72901
(479) 629 4572

ACOUSTICAL ENGINEERS
ACENTECH
620 W. GERMANTOWN PIKE, STE. 210
PLYMOUTH MEETING PA 19462
(215) 245 8244

PROJECT TITLE

CENTRAL HOUSE & GARDEN

BENTONVILLE, AR

PROJECT NUMBER: 31483

#	ISSUED FOR	DATE
	FINAL CD's	10/2/2026

KEY PLAN

SIGN & SEAL

DRAWN BY

CHECKED BY

SHEET TITLE

DEMOLITION PLAN - SECOND FLOOR - MECHANICAL

SHEET NUMBER

M103

GENERAL NOTES

1. DUCTWORK ROUTES UP THROUGH FLOOR ABOVE. REFER TO SHEET M202 FOR CONTINUATION.
2. SLEEVE AND SEAL PIPE PENETRATIONS

KEYED NOTES

1. ROUTE REFRIGERANT PIPING UNDER GROUND TO MAINTENANCE BUILDING. ENSURE BELOW GRADE PIPING IS ROUTED PER MANUFACTURERS REQUIREMENTS. REFER TO SHEET M802 FOR CONTINUATION.
2. ROUTE REFRIGERANT LINES UP IN CHASE TO FLOOR ABOVE. REFER TO SHEET M202 FOR CONTINUATION.
3. ROUTE CONDENSATE DRAIN PIPING UP AND PENETRATE WALL TERMINATING 6" ABOVE GRADE.

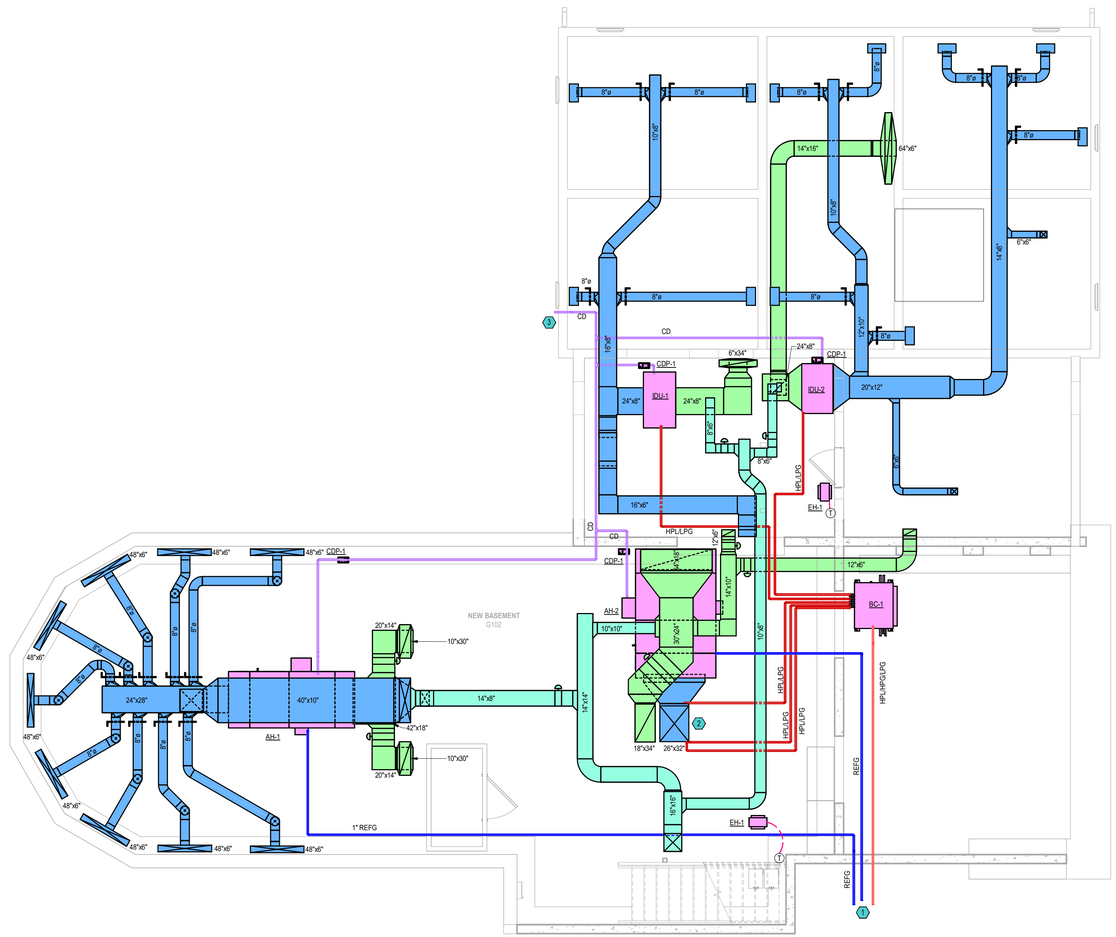

1 BASEMENT FLOOR PLAN - MECHANICAL

3/16" = 1'-0"

N

STATE OF ARKANSAS — REGISTERED PROFESSIONAL ENGINEER — No. 19761 — FALLON A LEE — 10/2/2026

CERTIFICATE OF AUTHORIZATION — INSIGHT ENGINEERING, PLLC — No. 3523 — ARKANSAS

Dirtworks
561 SEVENTH AVENUE FLOOR 11
NEW YORK, NY 10018
(212) 589 2263

WER ARCHITECTS
901 WEST THIRD STREET
LITTLE ROCK, AR 72201
(501) 374 5300

CONSULTANTS

CIVIL ENGINEERS
CRAFTON TULL & ASSOCIATES, INC.
901 N. 47TH STREET, SUITE 400
ROGERS, AR 72756
(479) 636 4838

MEP ENGINEERS
INSIGHT ENGINEERING
322 S STATE STREET, STE 201
LITTLE ROCK, AR 72201
(501) 237 3077

STRUCTURAL ENGINEERS
ENFRA TME, LLC
BUILDING 2, 1 ALLIED DRIVE, STE 2600
LITTLE ROCK, AR 72202
(501) 666 6776

FOOD SERVICE CONSULTANT
MCKAY-LANE CONSULTING, LTD
1807 DODSON AVE
FT. SMITH, AR 72901
(479) 629 4572

ACOUSTICAL ENGINEERS
ACENTECH
620 W. GERMANTOWN PIKE, STE. 210
PLYMOUTH MEETING PA 19462
(215) 245 8244

PROJECT TITLE

CENTRAL HOUSE & GARDEN

BENTONVILLE, AR

PROJECT NUMBER: 31483

#	ISSUED FOR	DATE
	FINAL CD's	10/2/2026

KEY PLAN

SIGN & SEAL

DRAWN BY

CHECKED BY

SHEET TITLE

BASEMENT FLOOR PLAN - MECHANICAL

SHEET NUMBER

M201

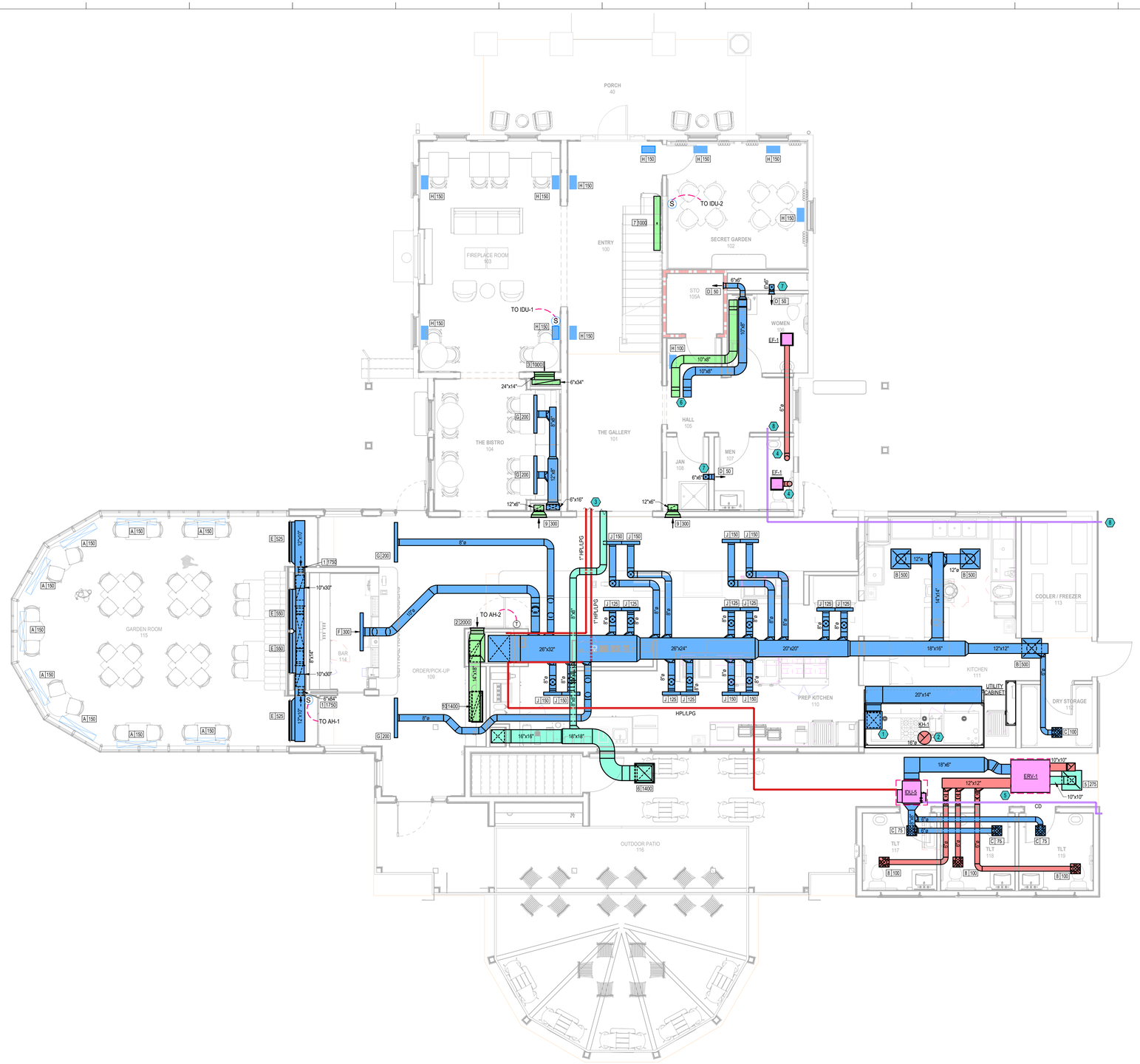
PORCH
40
ENTRY
100
FIREPLACE ROOM
103
SECRET GARDEN
102
STO
105A
WOMEN
106
HALL
105
MEN
107
JAN
108
THE BISTRO
104
THE GALLERY
101
GARDEN ROOM
115
BAR
114
ORDER/PICK-UP
109
PREP KITCHEN
110
KITCHEN
111
COOLER / FREEZER
113
DRY STORAGE
112
UTILITY CABINET
OUTDOOR PATIO
116
TLT
117
TLT
118
TLT
119
CD
TO IDU-1
TO IDU-2
TO AH-1
TO AH-2
HPL/LPG
KH-1
IDU-5
ERV-1
EF-1
EF-1
6"x6"
6"x34"
24"x14"
10"x30"
10"x30"
10"x30"
10"x30"
10"x48"
10"x48"
10"x36"
12"x36"
12"x36"
6"x16"
26"x32"
26"x24"
20"x20"
18"x16"
12"x12"
16"x16"
18"x16"
20"x14"
18"x6"
12"x12"
10"x10"
10"x10"
12"x6"
12"x6"
14"x14"
8"ø
8"ø
8"ø

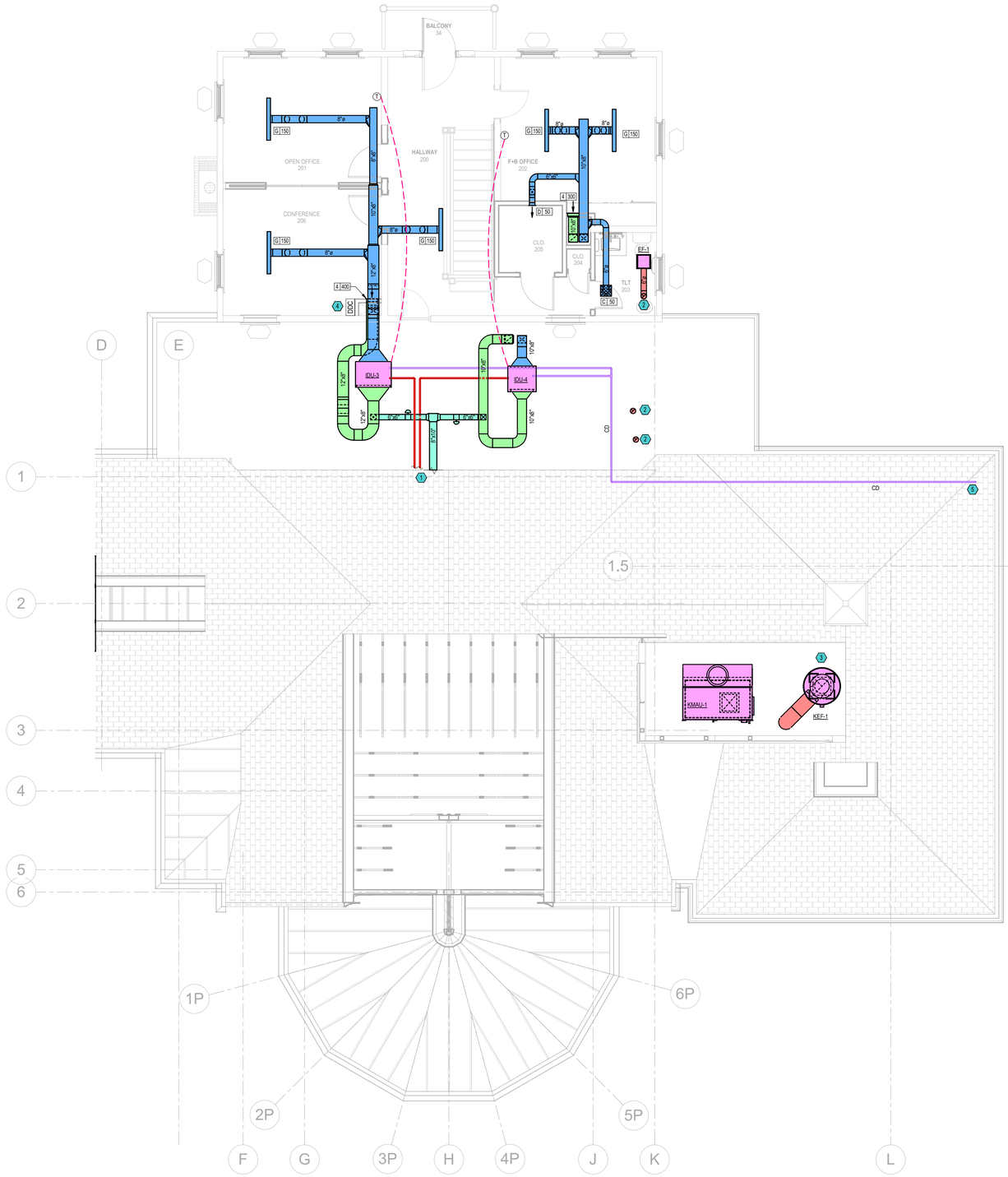

KEYED NOTES

1. DUCTWORK AND REFRIGERANT LINES CONTINUE IN ATTIC SPACE TO FIRST FLOOR. REFER TO SHEET M202 FOR CONTINUATION.
2. ROUTE 6" EXHAUST DUCTWORK UP THROUGH ROOF. TERMINATE WITH LOW PROFILE ROOF CAP. REFER TO DETAIL 5 ON SHEET M302.
3. INSTALL EXHAUST FAN ON ELEVATED CURB TO ALLOW DUCTWORK TO BE ROUTED ABOVE ROOF BEFORE PENETRATING DOWN TO KITCHEN HOOD.
4. FINAL BAS CONTROLLER LOCATION TO BE COORDINATED WITH THE DESIGN TEAM.
5. ROUTE CONDENSATE DRAIN LINE DOWN IN WALL AND TERMINATE 6" ABOVE GRADE.

1 SECOND FLOOR PLAN - MECHANICAL

3/16" = 1'-0"

N

STATE OF ARKANSAS REGISTERED PROFESSIONAL ENGINEER NO. 19764 FULTON A. LEE 10/2/2026

INSIGHT ENGINEERING, PLLC No. 3523 ARKANSAS

CERTIFICATE OF AUTHORIZATION

Dirtworks
561 SEVENTH AVENUE FLOOR 11
NEW YORK, NY 10018
(212) 589 2263

WER ARCHITECTS
901 WEST THIRD STREET
LITTLE ROCK, AR 72201
(501) 374 5300

CONSULTANTS

CIVIL ENGINEERS
CRAFTON TULL & ASSOCIATES, INC.
901 N. 47TH STREET, SUITE 400
ROGERS, AR 72756
(479) 636 4838

MEP ENGINEERS
INSIGHT ENGINEERING
322 S STATE STREET, STE 201
LITTLE ROCK, AR 72201
(501) 237 3077

STRUCTURAL ENGINEERS
ENFRA TME, LLC
BUILDING 2, 1 ALLIED DRIVE, STE 2600
LITTLE ROCK, AR 72202
(501) 666 6776

FOOD SERVICE CONSULTANT
MCKAY-LANE CONSULTING, LTD
1807 DODSON AVE
FT. SMITH, AR 72901
(479) 629 4572

ACOUSTICAL ENGINEERS
ACENTECH
620 W. GERMANTOWN PIKE, STE. 210
PLYMOUTH MEETING PA 19462
(215) 245 8244

PROJECT TITLE

CENTRAL HOUSE & GARDEN

BENTONVILLE, AR

PROJECT NUMBER: 31483

#	ISSUED FOR	DATE
	FINAL CD's	10/2/2026

KEY PLAN

SIGN & SEAL

DRAWN BY

CHECKED BY

SHEET TITLE

SECOND FLOOR PLAN - MECHANICAL

SHEET NUMBER

M203

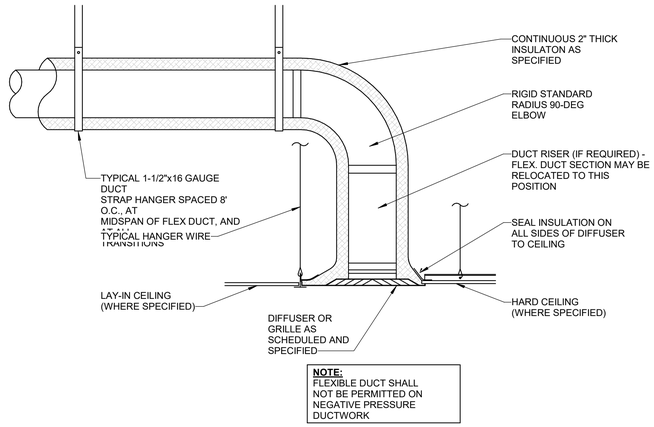

1 AIR DEVICE INSULATION (W/O FLEX DUCT) DETAIL

NOT TO SCALE:

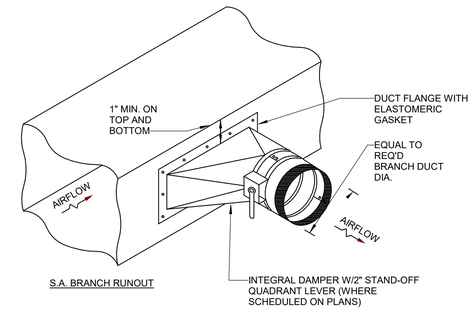

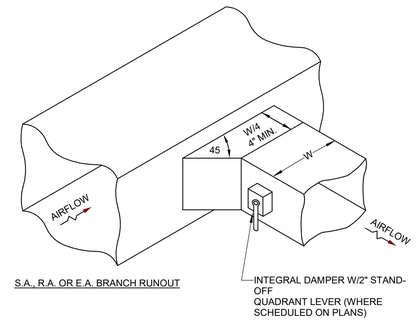

2 BRANCH DUCT TAKE-OFF (W/ DAMPER) DETAIL

NOT TO SCALE:

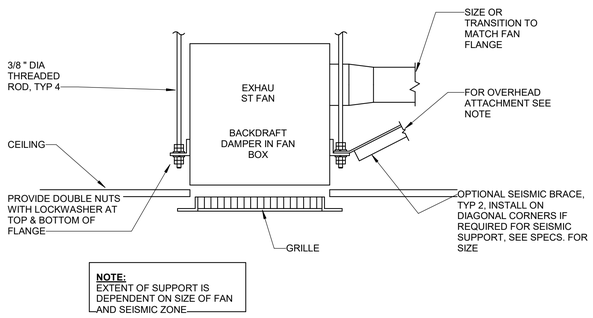

3 CEILING EXHAUST FAN DETAIL

NOT TO SCALE:

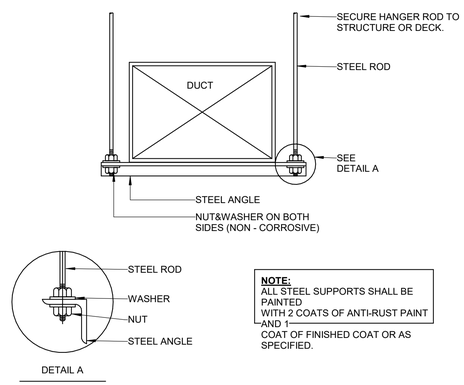

4 DUCT HANGER DETAIL

NOT TO SCALE:

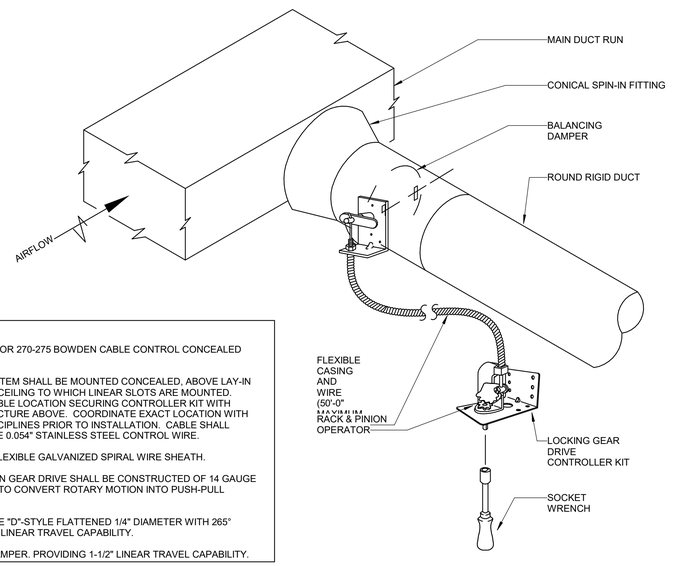

5 BRANCH TAKE-OFF TO LINEAR SLOT WITH CABLE CONTROL DETAIL

NOT TO SCALE:

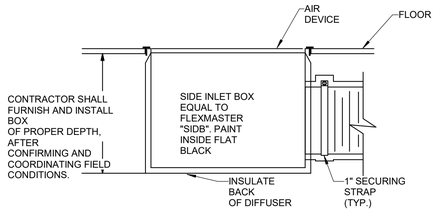

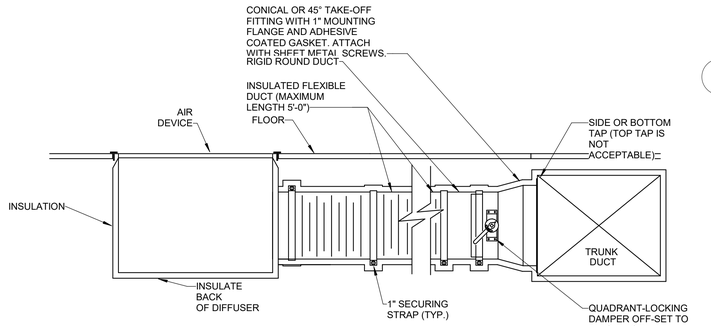

6 FLOOR MOUNTED AIR DEVICE DETAIL

NOT TO SCALE:

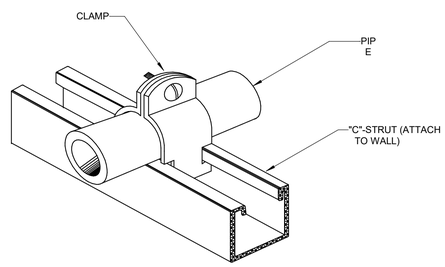

7 PIPE WALL SUPPORT DETAIL

NOT TO SCALE:

STATE OF ARKANSAS REGISTERED PROFESSIONAL ENGINEER No. 19764 ALLISON A. WER 10/2/2026

INSIGHT ENGINEERING, PLLC CERTIFICATE OF AUTHORIZATION No. 3523 ARKANSAS

Dirtworks
561 SEVENTH AVENUE FLOOR 11
NEW YORK, NY 10018
(212) 589 2263

WER ARCHITECTS
901 WEST THIRD STREET
LITTLE ROCK, AR 72201
(501) 374 5300

CONSULTANTS

CIVIL ENGINEERS
CRAFTON TULL & ASSOCIATES, INC.
901 N. 47TH STREET, SUITE 400
ROGERS, AR 72756
(479) 636 4838

MEP ENGINEERS
INSIGHT ENGINEERING
322 S STATE STREET, STE 201
LITTLE ROCK, AR 72201
(501) 237 3077

STRUCTURAL ENGINEERS
ENFRA TME, LLC
BUILDING 2, 1 ALLIED DRIVE, STE 2600
LITTLE ROCK, AR 72202
(501) 666 6776

FOOD SERVICE CONSULTANT
MCKAY-LANE CONSULTING, LTD
1807 DODSON AVE
FT. SMITH, AR 72901
(479) 629 4572

ACOUSTICAL ENGINEERS
ACENTECH
620 W. GERMANTOWN PIKE, STE. 210
PLYMOUTH MEETING PA 19462
(215) 245 8244

PROJECT TITLE

CENTRAL HOUSE & GARDEN

BENTONVILLE, AR

PROJECT NUMBER: 31483

#	ISSUED FOR	DATE
	FINAL CD's	10/2/2026

KEY PLAN

SIGN & SEAL

DRAWN BY

CHECKED BY

SHEET TITLE

DETAILS - HVAC

SHEET NUMBER

M301

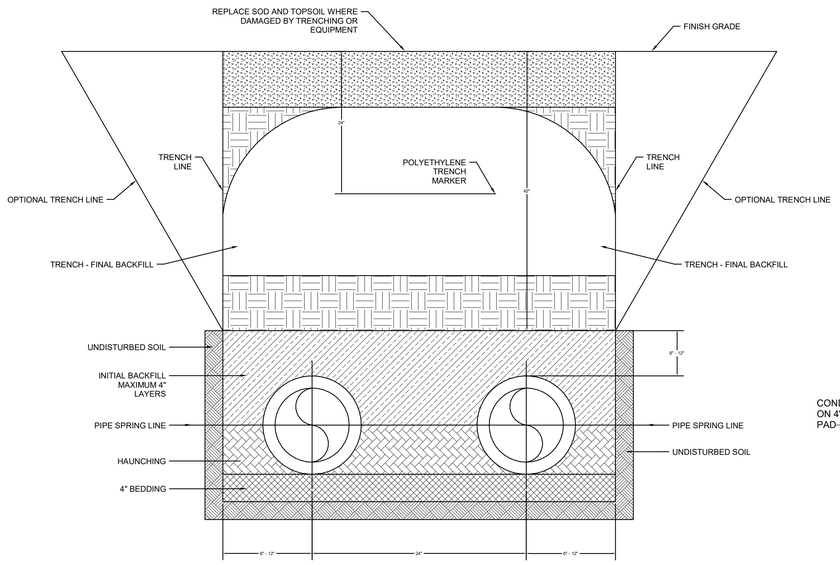

NOTES:
1. BEDDING - CRUSHED STONE OR FINE GRAVEL. USED FOR LEVELING PIPE, UNSTABLE SOIL OR ROCKY CONDITIONS.
2. HAUNCHING - CRUSHED STONE OR FINE GRAVEL, APPLIED IN MAXIMUM OF 6" LAYERS, AND EACH LAYER TAMPED INTO PLACE REMOVING ALL VOIDS BELOW PIPE.
3. INITIAL BACKFILL - CRUSHED STONE OR FINE GRAVEL. LAY IN 4" - 6" LIFTS AND TAMPED SIMULTANEOUSLY.
4. PROVIDE 1" CELLUAR GLASS INSULATION FOR UNDERGROUND TOWER WATER PIPE.

1 PIPE TRENCH DETAIL 1
NOT TO SCALE:

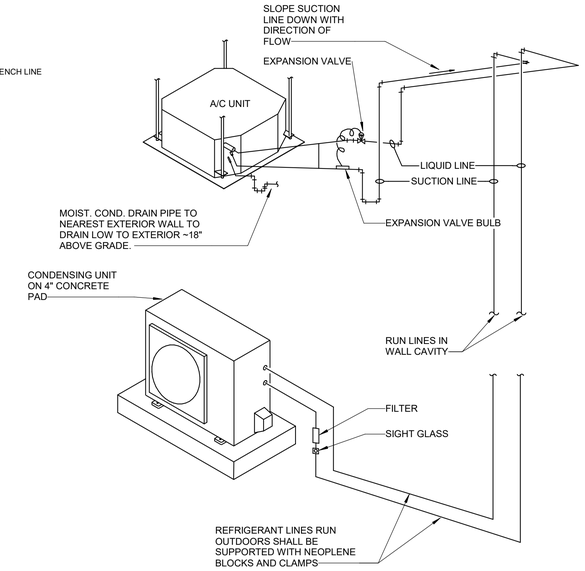

2 DUCTLESS MINISPLIT CEILING CASSETTE PIPING DETAIL
NOT TO SCALE:

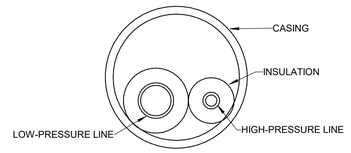

NOTES:
1. REFRIGERANT LINES MUST BE INSULATED SEPARATELY.
2. INSULATION SHALL BE A MINIMUM OF 1/2" THICK.
3. INSTALL CASING AS ONE CONTINUOUS PIECE.
4. CASING SHALL BE WATERTIGHT. IF ANY MOISTURE ENTERS THE CASING, SYSTEM PERFORMANCE WILL BE REDUCED, AND EQUIPMENT FAILURE MAY OCCUR.

3 REFRIGERANT PIPING DETAIL
NOT TO SCALE:

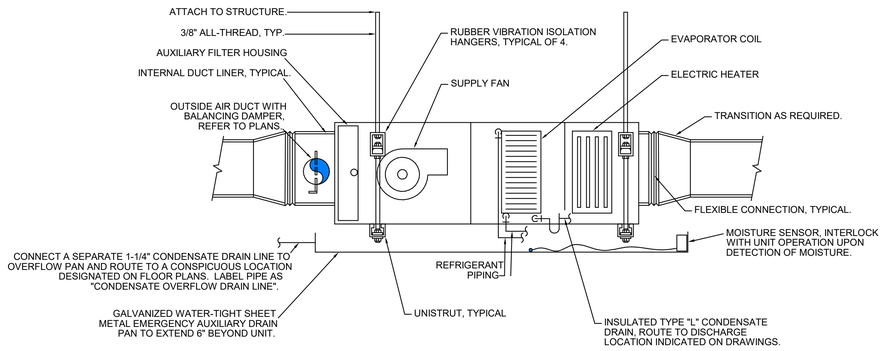

4 HORIZONTAL AIR HANDLER UNIT (SUSPENDED) W/ ELEC HEAT DETAIL
NOT TO SCALE:

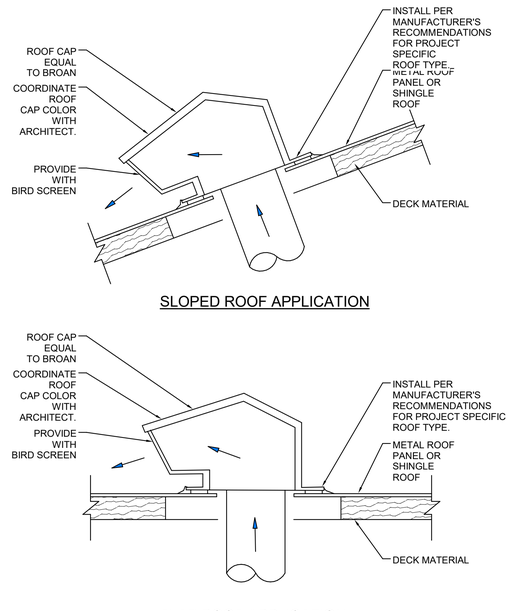

5 ROOF VENT DETAIL (LOW PROFILE)
NOT TO SCALE:

STATE OF ARKANSAS — REGISTERED PROFESSIONAL ENGINEER — NO. 19764 — FALLON A LEE — 10/2/2026

INSIGHT ENGINEERING, PLLC — CERTIFICATE OF AUTHORIZATION No. 3523 — ARKANSAS

Dirtworks
561 SEVENTH AVENUE FLOOR 11
NEW YORK, NY 10018
(212) 589 2263

WER ARCHITECTS
901 WEST THIRD STREET
LITTLE ROCK, AR 72201
(501) 374 5300

CONSULTANTS

CIVIL ENGINEERS
CRAFTON TULL & ASSOCIATES, INC.
901 N. 47TH STREET, SUITE 400
ROGERS, AR 72756
(479) 636 4838

MEP ENGINEERS
INSIGHT ENGINEERING
322 S STATE STREET, STE 201
LITTLE ROCK, AR 72201
(501) 237 3077

STRUCTURAL ENGINEERS
ENFRA TME, LLC
BUILDING 2, 1 ALLIED DRIVE, STE 2600
LITTLE ROCK, AR 72202
(501) 666 6776

FOOD SERVICE CONSULTANT
MCKAY-LANE CONSULTING, LTD
1807 DODSON AVE
FT. SMITH, AR 72901
(479) 629 4572

ACOUSTICAL ENGINEERS
ACENTECH
620 W. GERMANTOWN PIKE, STE. 210
PLYMOUTH MEETING PA 19462
(215) 245 8244

PROJECT TITLE

CENTRAL HOUSE & GARDEN

BENTONVILLE, AR

PROJECT NUMBER: 31483

#	ISSUED FOR	DATE
	FINAL CD's	10/2/2026

KEY PLAN

SIGN & SEAL

DRAWN BY

CHECKED BY

SHEET TITLE

DETAILS - HVAC

SHEET NUMBER

M302

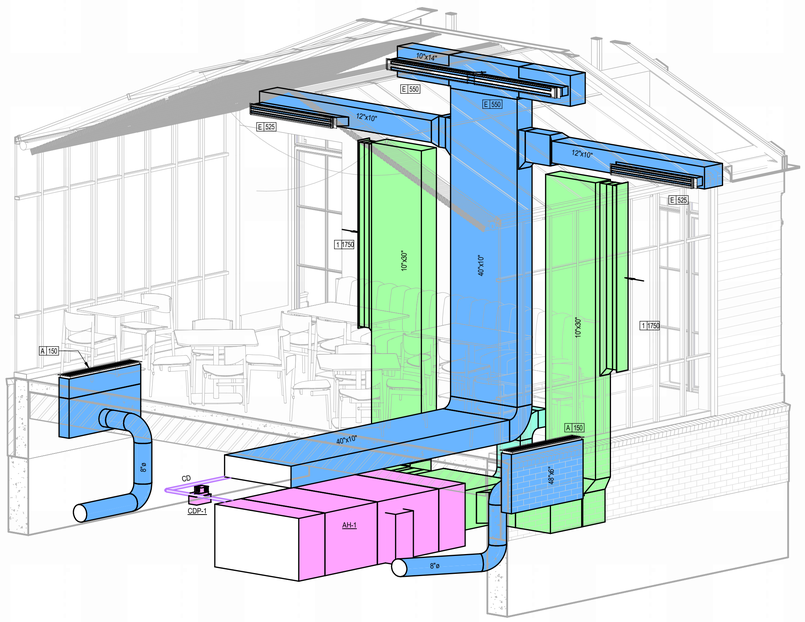

1 GARDEN ROOM ISOMETRIC
NOT TO SCALE:

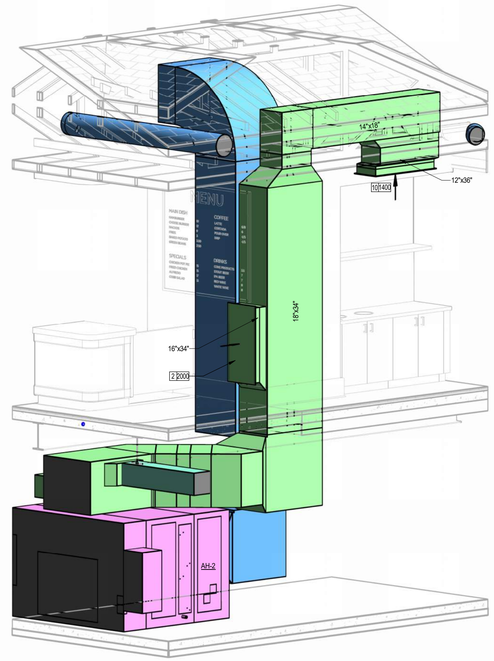

2 KITCHEN CHASE ISOMETRIC
NOT TO SCALE:

STATE OF ARKANSAS
REGISTERED PROFESSIONAL ENGINEER
NO. 19764
ALLON A LEE
10/2/2026

CERTIFICATE OF AUTHORIZATION
INSIGHT ENGINEERING, PLLC
No. 3523
ARKANSAS

Dirtworks
561 SEVENTH AVENUE FLOOR 11
NEW YORK, NY 10018
(212) 589 2263

WER ARCHITECTS
901 WEST THIRD STREET
LITTLE ROCK, AR 72201
(501) 374 5300

CONSULTANTS

CIVIL ENGINEERS
CRAFTON TULL & ASSOCIATES, INC.
901 N. 47TH STREET, SUITE 400
ROGERS, AR 72756
(479) 636 4838

MEP ENGINEERS
INSIGHT ENGINEERING
322 S STATE STREET, STE 201
LITTLE ROCK, AR 72201
(501) 237 3077

STRUCTURAL ENGINEERS
ENFRA TME, LLC
BUILDING 2, 1 ALLIED DRIVE, STE 2600
LITTLE ROCK, AR 72202
(501) 666 6776

FOOD SERVICE CONSULTANT
MCKAY-LANE CONSULTING, LTD
1807 DODSON AVE
FT. SMITH, AR 72901
(479) 629 4572

ACOUSTICAL ENGINEERS
ACENTECH
620 W. GERMANTOWN PIKE, STE. 210
PLYMOUTH MEETING PA 19462
(215) 245 8244

PROJECT TITLE

CENTRAL HOUSE & GARDEN

BENTONVILLE, AR

PROJECT NUMBER: 31483

#	ISSUED FOR	DATE
	FINAL CD's	10/2/2026

KEY PLAN

SIGN & SEAL

DRAWN BY

CHECKED BY

SHEET TITLE

DETAILS - HVAC

SHEET NUMBER

M303

HEAT PUMP - AIR HANDLER

DESIGNATION	REFERENCE PRODUCT		AIRFLOW RATE (CFM)	OUTSIDE AIR (CFM)	ESP (IN. WC)	COOLING MODE				HEATING MODE		ELECTRIC HEAT (kW)	ELECTRIC HEAT			ELECTRICAL				REMARKS
	MANUFACTURER	MODEL				TOTAL (MBH)	SENSIBLE (MBH)	EDB / EWB (°F)	LDB / LWB (°F)	TOTAL (MBH)	EDB / LDB (°F)		VOLT / PH.	MCA	MOCP	FAN HP	VOLT / PH.	MCA	MOCP	
AH-1	TRANE	CSAA008	3,500	500	0.75	115.46	18.89	75.45 / 64.78	54.9 / 53.8	108.47	65 / 93.58	28	208 / 3	101.5	110	5.00	208 / 3	29	50	PROVIDE WITH SMOKE DETECTORS IN SUPPLY AND RETURN DUCTWORK. PROVIDE WITH MODULATING SCROLL COMPRESSORS.
AH-2	TRANE	CSAA017	4,500	500	0.75	249.21	169.67	74.37 / 63.54	55 / 52.92	244.57	65 / 93.19	47	208 / 3	170.1	175	10.00	208 / 3	54	90	PROVIDE WITH SMOKE DETECTORS IN SUPPLY AND RETURN DUCTWORK. PROVIDE WITH MODULATING SCROLL COMPRESSORS.

HEAT PUMP - CONDENSING UNIT

DESIGNATION	REFERENCE PRODUCT		REFRIGERANT	SUMMER		WINTER		EER	IEER	ELECTRICAL			REMARKS
	MANUFACTURER	MODEL		COOLING (MBH)	AMBIENT TEMP. (°F)	HEATING (MBH)	AMBIENT TEMP. (°F)			VOLT / PH.	MCA	MOCP	
HP-1	TRANE	TWA120K3DAB	R-454B	120.98	95.0	113.69	47.0	11.2	14.1	208 / 3	39	50	PROVIDE WITH DIGITAL SCROLL COMPRESSOR
HP-2	TRANE	TWA240K3DAB	R-454B	253.18	95.0	250.66	47.0	10	12.5	208 / 3	93.0	125	PROVIDE WITH DIGITAL SCROLL COMPRESSOR

VRF FAN COIL UNIT

DESIGNATION	REFERENCE PRODUCT		COOLING				HEATING	FAN			ELECTRICAL			REFRIGERANT TYPE
	MANUFACTURER	MODEL	TOTAL MBH	SENS. MBH	EAT DB (°F)	EAT WB (°F)	TOTAL MBH	CFM	OSA	ESP	VOLT / PH.	MCA	MOCP	
IDU-1	TRANE	TPEFYP024MA1M0A	30	29	80	67	34	1000	150	0.6	208 / 1	3.1	15	R32
IDU-2	TRANE	TPEFYP048MA1M0A	48	46	80	67	54	1100	150	0.6	208 / 1	3.4	15	R32
IDU-3	TRANE	TPEFYP015MA1M0A	15	11	80	67	17	450	50	0.6	208 / 1	2.5	15	R32
IDU-4	TRANE	TPEFYP012MA1M0A	12	8	80	67	13.5	450	50	0.6	208 / 1	1.9	15	R32
IDU-5	TRANE	TPEFYP006MA1M0A	6	5	80	67	6.7	300	-	0.6	208 / 1	1.8	15	R32

VRF CONDENSING UNIT

DESIGNATION	REFERENCE PRODUCT		CAPACITY (MBH)		AMP TEMP.	ELECTRICAL			COP	REFRIGERANT TYPE	REMARKS
	MANUFACTURER	MODEL	COOLING	HEATING		VOLT / PH.	MCA	MOCP			
ODU-1	TRANE	TURYE1203AMM0AN	120	135	98	208 / 3	51	80	3.91	R32	PROVIDE WITH HAIL GAURDS, REDUCER, AND SET ON CONCRETE MECHANICAL PAD WITH SUPER STAND KIT.

VRF BRANCH SELECTOR UNIT

DESIGNATION	REFERENCE PRODUCT		CAPACITY MBH	PORTS	ELECTRICAL			REFRIGERANT TYPE
	MANUFACTURER	MODEL			VOLT / PH.	MCA	MOCP	
BC-1	TRANE	CMB-M104NU-MA-SV	105	5	208 / 1	0.12	15.0	R32

EXHAUST FANS

DESIGNATION	REFERENCE PRODUCT		TYPE	AIRFLOW RATE	ESP (IN. WC)	ROTATION (RPM)	DRIVE	SONES	ELECTRICAL			REMARKS
	MANUFACTURER	MODEL							MCA	MOCP	VOLT / PH.	
EF-1	GREENHECK	SP-A90	CEILING	100	0.1	900	DIRECT	0.3	0.2	15	115 / 1	INTERLOCK FAN WITH LIGHTSWTICH. PROVIDE WITH ALUMINUM PAINTABLE FACE COVER.

DUCTLESS SPLIT SYSTEMS

DESIGNATION	REFERENCE PRODUCT			INDOOR UNIT TYPE	REFRIG. TYPE	TOTAL COOLING (MBH)	AIR EDB / EWB (°F)	OUTDOOR AMBIENT TEMP.	HEATING @ 17° F (MBH)	TOTAL AIRFLOW (CFM)	SEER	ELECTRICAL (OUTDOOR UNIT)			REMARKS
	MANUFACTURER	MODEL (INDOOR)	MODEL (OUTDOOR)									VOLTS / PH.	MCA	MOCP	
DSS-1 / DSCU-1	MITUSBISHI ELECTRIC	PLA-AE12NL	PUY-AK12NL	CEILING CASSETTE	R454B	12.40	80 / 67	95.0	----	1,590	24.8	208 / 1	16.0	27.0	OUTDOOR UNIT TO POWER THE INDOOR UNIT. PROVIDE REFRIGERANT LINE SET.

PUMPS

DESIGNATION	REFERENCE PRODUCT		TYPE	FLOW RATE (GPM)	TOTAL HEAD (FT. WATER)	RPM	IMPELLER DIAMETER	EFFICENCY (%)	MOTOR SIZE		ELECTRICAL	REMARKS
	MANUFACTURER	MODEL							BHP	MHP	VOLT / PH.	
CDP-1	LITTLE GIANT	VCMA-20	CONDENSATE PUMP	0.11	8	-	-	-	-	1.5 AMPS	115 / 1	

ENERGY RECOVERY CORE (AIR-TO-AIR)

DESIGNATION	SERVES	REFERENCE PRODUCT		SUMMER CONDITIONS										WINTER CONDITIONS										ELECTRICAL			
				OUTSIDE - SUPPLY AIR					RETURN - EXHAUST AIR					TOTAL MBH	EFF.	OUTSIDE - SUPPLY AIR					RETURN - EXHAUST AIR					TOTAL MBH	EFF.	MOTOR SIZE	VOLT / PH.	MCA	MOCP
		MANUFACTURER	MODEL	AIRFLOW (CFM)	EAT (°F) DB	EAT (°F) WB	LAT (°F) DB	LAT (°F) WB	AIRFLOW (CFM)	EAT (°F) DB	EAT (°F) WB	LAT (°F) DB	LAT (°F) WB			AIRFLOW (CFM)	EAT (°F) DB	EAT (°F) WB	LAT (°F) DB	LAT (°F) WB	AIRFLOW (CFM)	EAT (°F) DB	EAT (°F) WB	LAT (°F) DB	LAT (°F) WB						
ERW-1	RTU-1	TRANE	ERC-M10-HF-VG	225.00	95.00	75.0	77.40	65.9	300.00	75.00	62.5	87.70	69.9	7.96	74.90	225.00	11.50	8.8	64.50	49.0	300.00	72.00	55.8	33.60	32.1	12.87	80.60	0.3	115 / 1	6.4	15

HVLS CIRCULATING FANS

DESIGNATION	REFERENCE PRODUCT		AIRFLOW (CFM)	NO. OF FAN	BLADE LENGTH	ELECTRICAL			WEIGHT (LBS)	REMARKS
	MANUFACTURER	MODEL				MHP	VOLT / PH.	FLA		
HVLS - 1	GREENHECK	DC-5-7-MV	14,000	1	3	0.1	115 / 1	1.6	34	PROVIDE WITH CONTROLLER AND ARCHITECT TO PICK COLOR

UNIT HEATERS - ELECTRIC

DESIGNATION	REFERENCE PRODUCT		HEATING CAPACITY (KW)	FAN		ELECTRICAL		WEIGHT (LBS.)	REMARKS
	MANUFACTURER	MODEL		CFM	MHP	VOLT / PH.	AMPS		
EH-1	MARKEL	7421702	3.33	400	.33	208 / 3	9.5	36	PROVIDE WITH ELECTRICAL DISCONNECT, MOUNTING BRACKET, AND REMOTE MOUNTED THERMOSTAT.

STATE OF ARKANSAS REGISTERED PROFESSIONAL ENGINEER No. 19764 KAILLON A LEE 10/2/2026

CERTIFICATE OF AUTHORIZATION INSIGHT ENGINEERING, PLLC No. 3523 ARKANSAS

Dirtworks
561 SEVENTH AVENUE FLOOR 11
NEW YORK, NY 10018
(212) 589 2263

WER ARCHITECTS
901 WEST THIRD STREET
LITTLE ROCK, AR 72201
(501) 374 5300

CONSULTANTS

CIVIL ENGINEERS
CRAFTON TULL & ASSOCIATES, INC.
901 N. 47TH STREET, SUITE 400
ROGERS, AR 72756
(479) 636 4838

MEP ENGINEERS
INSIGHT ENGINEERING
322 S STATE STREET, STE 201
LITTLE ROCK, AR 72201
(501) 237 3077

STRUCTURAL ENGINEERS
ENFRA TME, LLC
BUILDING 2, 1 ALLIED DRIVE, STE 2600
LITTLE ROCK, AR 72202
(501) 666 6776

FOOD SERVICE CONSULTANT
MCKAY-LANE CONSULTING, LTD
1807 DODSON AVE
FT. SMITH, AR 72901
(479) 629 4572

ACOUSTICAL ENGINEERS
ACENTECH
620 W. GERMANTOWN PIKE, STE. 210
PLYMOUTH MEETING PA 19462
(215) 245 8244

PROJECT TITLE

CENTRAL HOUSE & GARDEN

BENTONVILLE, AR

PROJECT NUMBER: 31483

#	ISSUED FOR	DATE
	FINAL CD's	10/2/2026

KEY PLAN

SIGN & SEAL

DRAWN BY

CHECKED BY

SHEET TITLE

SCHEDULES - HVAC

SHEET NUMBER

M401

EXHAUST FAN INFORMATION – JOB#8702135

FAN UNIT NO	TAG	QTY	FAN UNIT MODEL #	MANUFACTURER	CFM	ESP	RPM	MOTOR ENCL	HP	BHP	PHASE	VOLT	FLA	DISCHARGE VELOCITY	WEIGHT (LBS)	SONES
1	KEF-1	1	DU180HFA	CAPTIVEAIRE	2580	1.625	1295	ODP,PREMIUM	2.000	1.4490	3	208	8.3	596 FPM	184	18.4

DOAS/RTU FAN SCHEDULE – JOB#8702135

FAN INFORMATION										ELECTRICAL INFORMATION					COOLING INFORMATION											GAS HEAT INFORMATION					A2L MINIMUM ROOM VOLUME			
FAN UNIT NO	TAG	QTY	DOAS/RTU MODEL #	MANUFACTURER	BLOWER	TOTAL CFM	MAX OUTSIDE AIR CFM	RETURN AIR CFM	WEIGHT (LBS)	ESP	HP	PHASE	VOLT	MCA	MOCP	OUTSIDE AIR		MIXED AIR		LEAVING AIR			CAPACITY		IEER	ISMRE2	GAS TYPE	INPUT BTUs	OUTPUT BTUs	TEMP RISE	REQUIRED INPUT GAS PRESSURE	ROOM AREA (FT2)	AIRFLOW (CFM)	HEIGHT (FT)	NOTES
																DB	WB	DB	WB	DB	WB	DP	TOTAL	SENS.										
2	KMAU-1	1	CAS-HVAC1-1150-15-5T-MPU	CAPTIVEAIRE	15P-1	2064	2064	0	1181	0.375	2.00	3	208	29A	35A	89.9°F	78.3°F	89.9°F	78.3°F	71.1°F	71.0°F	70.9°F	63.8 MBH	42.5 MBH	17.9	6.4	NATURAL	147727	119659	50°F	7 IN. W.C. - 14 IN. W.C.	175.6	304	7.2	1,2,3,4,5,6,7,8,9,10,11,12,13,14,15,16,17

NOTES:
1. INVERTER SCROLL COMPRESSOR WITH INTEGRATED OIL SENSOR. DIGITAL OR STAGED SCROLL NOT AN APPROVED EQUAL
2. DIRECT DRIVE PLENUM BLOWER. BELT DRIVEN BLOWERS ARE NOT ACCEPTABLE
3. INTEGRATED MONITORING VIA CELLULAR CONNECTION BY MANUFACTURER
4. REFRIGERATION PRESSURE MONITORING ON HIGH AND LOW PRESSURE SIDE OF SYSTEM INCLUDED THROUGH DIGITAL INTERFACE
5. EC MOTOR CONDENSING FANS
6. ELECTRONIC EXPANSION VALVE. TXV NOT ACCEPTABLE
7. SUCTION LINE ACCUMULATOR
8. FACTORY COMMISSIONING WITH 5 YEAR PARTS WARRANTY, 25 YEAR WARRANTY ON STAINLESS STEEL HEAT EXCHANGER
9. AVERAGING INTAKE, EVAP AND DISCHARGE TEMPERATURE SENSORS (DISCHARGE SENSOR TO BE FACTORY MOUNTED WITHIN UNIT)
10. 81% EFFICIENT FURNACE, WITH MODULATING INDUCER TO MAINTAIN CONSTANT COMBUSTION EFFICIENCY ACROSS FIRING RANGE. 6:1 TURNDOWN WITH NG AND 5:1 TURNDOWN WITH LP
11. SUPPLY CFM MONITORING INTEGRAL TO UNIT WITH CFM MEASUREMENT INCLUDED THROUGH DIGITAL INTERFACE
12. LOW AMBIENT COOLING OPERATION DOWN TO 0°F
13. HAIL GUARD FOR CONDENSING COIL
14. 1" EXTERIOR DUAL-WALL CONSTRUCTION W/ R-4.3 INSULATION-MINIMUM 24GA EXTERIOR W/ 18GA BASE
15. SIDE DISCHARGE/NO RETURN
16. MINIMUM ROOM AREA ASSUMED 7.2' SUPPLY DIFFUSER HEIGHT AND IS CALCULATED PER UL60335-2-40 4TH ED. VALUES BASED ON FACTORY CHARGE. ACTUAL SITE CHARGE MAY DIFFER.
17. SCCR RATING OF 10kAMP

HOOD INFORMATION – JOB#8702135

HOOD NO	TAG	MODEL	MANUFACTURER	LENGTH	MAX COOKING TEMP	TYPE	APPLIANCE DUTY	DESIGN CFM/FT	TOTAL EXH CFM	EXHAUST PLENUM RISER(S)						TOTAL SUPPLY CFM	HOOD CONSTRUCTION	HOOD CONFIG	
										WIDTH	LENG	HEIGHT	DIA	CFM	VEL	SP		END TO END	ROW
1	KH-1	5424 ND-2-PSP-F	CAPTIVEAIRE	12' 0"	600 DEG	I	HEAVY	215	2580			4"	16"	2580	1848	-1.226"	2064	430 SS WHERE EXPOSED	ALONE	ALONE

HOOD INFORMATION

HOOD NO	TAG	FILTER(S)					LIGHT(S)			UTILITY CABINET(S)						FIRE SYSTEM PIPING	HOOD HANGING WEIGHT
		TYPE	QTY	HEIGHT	LENGTH	EFFICIENCY @ 7 MICRONS	QTY	TYPE	WIRE GUARD	LOCATION	SIZE	FIRE SYSTEM		ELECTRICAL	SWITCHES		
												TYPE	SIZE	MODEL #	QUANTITY		
1	KH-1	CAPTRATE SOLO FILTER	9	16"	16"	85% SEE FILTER SPEC	3	RECESSED ROUND	NO							YES	785 LBS

HOOD OPTIONS

HOOD NO	TAG	OPTION
1	KH-1	BACKSPLASH 108.00" HIGH X 163.00" LONG 430 SS VERTICAL.
		RIGHT SIDESPLASH 108.00" HIGH X 72.00" LONG 430 SS VERTICAL.
		RIGHT END STANDOFF (FINISHED) 1" WIDE 54" LONG INSULATED.
		INSULATION FOR TOP OF HOOD.
		STRUCTURAL FRONT PANEL.
		INSULATION FOR BACK OF HOOD.
		RISER SENSOR INSTALL 6IN PLEN.
		LEFT VERTICAL END PANEL 27" TOP WIDTH, 21" BOTTOM WIDTH, 80" HIGH INSULATED 430 SS.
		RIGHT WALL AS END PANEL.

PERFORATED SUPPLY PLENUM(S)

HOOD NO	TAG	POS	LENGTH	WIDTH	HEIGHT	TYPE	RISER(S)				
							WIDTH	LENG	DIA	CFM	SP
1	KH-1	Front	145"	16"	6"	MUA			14"	344	0.107"
						MUA			14"	344	0.107"
						MUA			14"	344	0.107"
						MUA			14"	344	0.107"
						MUA			14"	344	0.107"
						MUA			14"	344	0.107"

WALL-MOUNT UTILITY CABINET

HOOD NO	LOCATION	SIZE	UTILITY CABINET(S)				WEIGHT
			FIRE SYSTEM		ELECTRICAL	SWITCHES	
			TYPE	SIZE	MODEL #	QUANTITY	
1	WALL MNT	12"x54"x24"	TANK FS	4.0/4.0	SC-311110MA	1 LIGHT 1 FAN	340.00 LBS

FIRE SYSTEM INFORMATION – JOB#8702135

FIRE SYSTEM NO	TAG	TYPE	SIZE	MAX FP	DESIGN FP	INSTALLATION	
						SYSTEM	LOCATION ON HOOD
1		TANK FS	4.0/4.0	40	37	WALL UTILITY CABINET LEFT	N/A

GAS VALVE(S)

FIRE SYSTEM NO	TAG	TYPE	SIZE	SUPPLIED BY
1		SC ELECTRICAL	2.000	CAPTIVEAIRE SYSTEMS

FIRE SYSTEM PARTS LIST KEY

FIRE SYSTEM NO	TAG	KEY NUMBER - PART DESCRIPTION	QTY BY FACTORY	QTY BY DIST
1		0 - 0 - TANK FIRE SUPPRESSION POST-DISCHARGE PROCEDURE UTILITY CABINET LABEL SHEET.	1	0
		0 - 0 - TANK FIRE SUPPRESSION MAINTENANCE GUIDE UTILITY CABINET LABEL SHEET.	1	0
		0 - 0 - 12-F28021-32144-DT-360 DUCT FIRE THERMOSTAT WITH 12 FOOT WIRE LEADS. NO, CLOSE ON TEMP RISE AT 360°F. (A0034310).	1	0
		0 - 0 - 4429K153 1/2" MALE NPT TO 1/2" FEMALE NPT ELBOW, BRASS.	2	0
		0 - 0 - 4429K422 1/2" X 1/4" BRASS REDUCING BUSHING.	1	0
		0 - 0 - 79525 1/2" 90 PRO-PRESS ELBOW WITH 1/2" NPT FEMALE CONNECTION, VIEGA.	1	0
		0 - 0 - 79580 1/2" X 1/2" PRO-PRESS TEE X 1/2" NPT FEMALE CONNECTION, VIEGA.	2	0
		0 - 0 - 87-120042-001 SECONDARY ACTUATOR VALVE (SVA) - SINGLE ACTUATOR, REQUIRES PRIMARY RELEASE ACTUATOR, TANK FIRE SUPPRESSION.	1	0
		0 - 0 - 87-120045-001 HOSE, SECONDARY ACTUATOR HOSE, 7.5" BRAIDED STAINLESS STEEL, TANK FIRE SUPPRESSION.	1	0
		0 - 0 - 87-300001-001 TANK - PRESSURIZED TANK USED FOR TANK FIRE SUPPRESSION.	2	0
		0 - 0 - 87-300030-001 PRIMARY ACTUATOR KIT (PAK) - ACTUATOR AND RELEASE SOLENOID ASSEMBLY, ONE NEEDED PER FIRE SYSTEM, SUPERVISED, TANK FIRE SUPPRESSION.	1	0
		0 - 0 - 87-300033-001 DIN CONNECTOR, CANFIELD PART #5J560-201-EU0A, TANK FIRE SUPPRESSION, SUBMINATURE SOLENOID CONNECTION (CED VENDOR 30377).	1	0
		0 - 0 - 87-300152-001 HARDWARE, SVA BOLTS, TANK FIRE SUPPRESSION.	8	0
		0 - 0 - 986944115 HARDWARE, DATANKLOCK LOCKING BRACKET SQUARE NUTS 5/16" ZINC, TANK FIRE SUPPRESSION.	4	0
		0 - 0 - A0034332 JUNCTION BOX FOR MANUAL PULL STATION. 1.5" DEEP BACK BOX, RED COLOR.	1	0
		0 - 0 - A31484 1/4" NPT SCHRADER VALVE AND CAP, JB INDUSTRIES. 1/4" FLARE X 1/4" MPT HALF UNION. USED ON TANK SERVICE PORT.	1	0
		0 - 0 - DATANKLOCK DISCHARGE ADAPTER TANK LOCKING PLATE FOR FIRE SYSTEM TANK INSTALLATION IN UTILITY CABINETS, TANK FIRE SUPPRESSION.	2	0
		0 - 0 - SLPCDN-30FT SUPERVISED LOOP CONNECTION KIT. CONTAINS THE PARTS NEEDED TO CONNECT THE SUPERVISED LOOP BETWEEN HOODS WITH UPTO 29' GAP. KIT CONTAINS 32 FEET OF BLACK MG WIRE, 32 FEET OF TAN MG WIRE, 30 FEET OF FLEXIBLE CONDUIT, AND TWO 7/8" CONNECTORS.	2	0
		0 - 0 - TANK STRAP TANK STRAP - USED FOR TANK FIRE SUPPRESSION.	6	0
		0 - 0 - TFS-UCTANKBRACKET TANK BRACKET FOR FIRE SYSTEM TANK INSTALLATION IN UTILITY CABINETS, TANK FIRE SUPPRESSION.	2	0
		0 - 0 - WK-283952-000 DISCHARGE ADAPTER, TANK FIRE SUPPRESSION.	2	0
		34 - 34 - A0034331 RED COLOR - 24VDC SINGLE ACTION MANUAL ACTUATION DEVICE (PUSH/PULL STATION) WITH PROTECTIVE COVER, ONE (1) NORMALLY OPEN CONTACT.	1	0
		SC-EGVA2 - GAS VALVE - 2" ELECTRICAL SHUTOFF VALVE FOR USE WITH HMI RESET, 110V, 60HZ (#82142B0). INCLUDES UPSTREAM STRAINER ASSEMBLY.	1	0

AIR DEVICES

DESIGNATION	REFERENCE PRODUCT		CONFIGURATION	MAXIMUM AIRFLOW (CFM)	TSP (IN. WC)	NECK SIZE (IN.)	PANEL SIZE (IN.)	MAX. N.C.	FINISH	REMARKS
	MANUFACTURER	MODEL								
A	TITUS	TAF-L-F	FLOOR SLOT	200	0.05	4 x 48	48 (16 OPEN APETURES)	20	WHITE	REFER TO FLOOR PLAN FOR PANEL SIZE AND ANGLE DIFFUSER TOWARD WINDOW.
B	TITUS	OMNI	LAY-IN PLAQUE	500	0.12	12	24 x 24	20	WHITE	PROVIDE WITH INSULATION BLANKET.
C	TITUS	OMNI	LAY-IN PLAQUE	100	0.05	6	12 x 12	20	WHITE	PROVIDE WITH INSULATION BLANKET AND FACE DAMPER.
D	TITUS	300 RL	SIDEWALL	100	0.05	6 x 6	8 x 8	20	CUSTOM COLOR PER ARCH	
E	TITUS	FL-20	LINEAR SIDEWALL	550	0.06	4 x 48	48 (1 - 2" SLOTS)	18	BLACK	PROVIDE WITH JET THROW PATTERN AND FACE DAMPER. BORDER TYPE 11, WALL MOUNTED
F	TITUS	FL-30	PLENUM SLOT	300	0.16	10	48 (1 - 2" SLOTS)	20	BLACK	PROVIDE WITH HIGH THROW PATTERN AND FACE DAMPER. BORDER TYPE 11
G	TITUS	FL-20	PLENUM SLOT	200	0.09	8	48 (1 - 2" SLOTS)	20	BLACK	PROVIDE WITH HIGH THROW PATTERN AND FACE DAMPER. BORDER TYPE 11
H	PACIFIC REGISTER	ALUMINUM BACKED FLOOR GRILLE	FLOOR GRILLE	150	-	14" x 6"	16 1/8" x 8 1/8"	-	CUSTOM COLOR PER ARCH	PROVIDE WITH DUCT CONNECTION AND WITH FLOOR MOUNTED FLUSH KIT. CELTIC CROSS PATTERN.
J	TITUS	FL-20	PLENUM SLOT	200	0.09	8	24 (1 - 2" SLOTS)	20	BLACK	PROVIDE WITH HIGH THROW PATTERN AND FACE DAMPER. BORDER TYPE 11
1	PACIFIC REGISTER	FMF	SIDEWALL	1,750		6 x 72	8 x 74		CUSTOM COLOR PER ARCH	PROVIDE WITH DUCT CONNECTION AND WITH FLUSH MOUNTING KIT. CELTIC CROSS PATTERN.
2	PACIFIC REGISTER	FMF	SIDEWALL	2,000		16 x 34	18 x 36		CUSTOM COLOR PER ARCH	PROVIDE WITH DUCT CONNECTION AND WITH FLUSH MOUNTING KIT. CELTIC CROSS PATTERN.
3	PACIFIC REGISTER	FMF	SIDEWALL	1,000		24 x 14	26 x 16		CUSTOM COLOR PER ARCH	PROVIDE WITH DUCT CONNECTION AND WITH FLUSH MOUNTING KIT. CELTIC CROSS PATTERN.
4	PACIFIC REGISTER	FMF	SIDEWALL	450		12 x 8	14 x 10		CUSTOM COLOR PER ARCH	PROVIDE WITH DUCT CONNECTION AND WITH FLUSH MOUNTING KIT. CELTIC CROSS PATTERN.
5	TITUS	50 F	EGGCRATE	300	0.10	10 x 10	24 x 24	20	CUSTOM COLOR PER ARCH	PROVIDE WITH FILTER RACK AND FILTER.
6	TITUS	50 F	EGGCRATE	2,000	0.16	18 x 18	24 x 24	20	CUSTOM COLOR PER ARCH	PROVIDE WITH FILTER RACK AND FILTER.
7	PACIFIC REGISTER	ALUMINUM BACKED FLOOR GRILLE	FLOOR MOUNTED	1,000		64" x 6"	66 1/8" x 8 1/8"		CUSTOM COLOR PER ARCH	PROVIDE WITH DUCT CONNECTION AND WITH FLOOR MOUNTED FLUSH KIT. CELTIC CROSS PATTERN.
8	TITUS	50 F	EGGCRATE	100	0.07	6	12 x 12	20	CUSTOM COLOR PER ARCH	PROVIDE WITH FACE DAMPER.
9	PACIFIC REGISTER	FMF	SIDEWALL	300		18 x 6	20 x 8		CUSTOM COLOR PER ARCH	PROVIDE WITH DUCT CONNECTION AND WITH FLUSH MOUNTING KIT. CELTIC CROSS PATTERN.
10	PACIFIC REGISTER	FMF	CEILING	1,400		36 x 12	38 x 14		CUSTOM COLOR PER ARCH	PROVIDE WITH DUCT CONNECTION AND WITH FLUSH MOUNTING KIT. CELTIC CROSS PATTERN.

STATE OF ARKANSAS REGISTERED PROFESSIONAL ENGINEER No. 19761 DALTON A. LEE 10/2/2026

INSIGHT ENGINEERING, PLLC CERTIFICATE OF AUTHORIZATION No. 3523 ARKANSAS

Dirtworks
561 SEVENTH AVENUE FLOOR 11
NEW YORK, NY 10018
(212) 589 2263

WER ARCHITECTS
901 WEST THIRD STREET
LITTLE ROCK, AR 72201
(501) 374 5300

CONSULTANTS

CIVIL ENGINEERS
CRAFTON TULL & ASSOCIATES, INC.
901 N. 47TH STREET, SUITE 400
ROGERS, AR 72756
(479) 636 4838

MEP ENGINEERS
INSIGHT ENGINEERING
322 S STATE STREET, STE 201
LITTLE ROCK, AR 72201
(501) 237 3077

STRUCTURAL ENGINEERS
ENFRA TME, LLC
BUILDING 2, 1 ALLIED DRIVE, STE 2600
LITTLE ROCK, AR 72202
(501) 666 6776

FOOD SERVICE CONSULTANT
MCKAY-LANE CONSULTING, LTD
1807 DODSON AVE
FT. SMITH, AR 72901
(479) 629 4572

ACOUSTICAL ENGINEERS
ACENTECH
620 W. GERMANTOWN PIKE, STE. 210
PLYMOUTH MEETING PA 19462
(215) 245 8244

PROJECT TITLE

CENTRAL HOUSE & GARDEN

BENTONVILLE, AR

PROJECT NUMBER: 31483

#	ISSUED FOR	DATE
	FINAL CD's	10/2/2026

KEY PLAN

SIGN & SEAL

DRAWN BY

CHECKED BY

SHEET TITLE

SCHEDULES - HVAC

SHEET NUMBER

M402

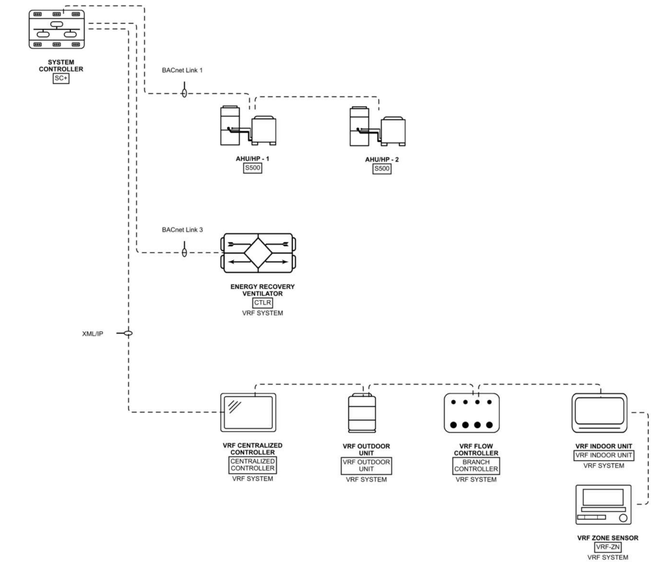

1 SYSTEM ARCHITECTURE
NOT TO SCALE:

Flow Diagram: AHU/HP - 1

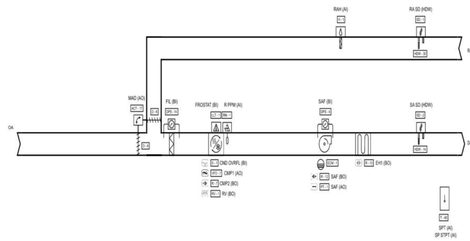

Sequence of Operation: AHU/HP - 1

Building Automation System Interface:

The Building Automation System (BAS) shall send the controller Occupied Bypass, Morning Warm-up/Pre-Cool, Occupied/Unoccupied and Heat/Cool modes. If a BAS is not present, or communication is lost with the BAS the controller shall operate using default modes and setpoints.

Occupied:

During occupied periods, the supply fan shall run continuously and the mixed air dampers shall open to maintain minimum ventilation requirements. Upon a call for DX heating or cooling, the unit controller shall enable the variable speed compressor. If the variable speed compressor cannot satisfy the load conditions, the unit controller shall start a fixed speed compressor. The variable speed compressor shall modulate to maintain the active space temperature setpoint. This process shall repeat until all of the fixed speed compressors have been started or until the load conditions can be satisfied. During the DX heating cycle, the electric heat shall be enabled and used to help maintain the active space temperature setpoint. The discharge air temperature setpoint shall be dynamically reset based on the deviation of actual space temperature from the active space temperature setpoint.

Unoccupied:

When the space temperature is below the unoccupied heating setpoint of 60.0 deg. F (adj.) the supply fan shall be commanded on, the outside air damper shall remain closed and the electric heat shall be enabled. When the space temperature rises above the unoccupied heating setpoint of 60.0 deg. F (adj.) plus the unoccupied differential of 4.0 deg. F (adj.) the supply fan shall stop and the electric heat shall be disabled.

Optimal Start:

The BAS shall monitor the scheduled occupied time, occupied space setpoints and space temperature to calculate when the optimal start occurs.

Optimal Stop:

The BAS shall monitor the scheduled unoccupied time, occupied setpoints and space temperature to calculate when the optimal stop occurs. When the optimal stop mode is active the unit controller shall maintain the space temperature to the space temperature offset setpoint. Outside air damper shall remain enabled to provide minimum ventilation.

Morning Warm-Up Mode:

During optimal start, if the space temperature is below the occupied heating setpoint a morning warm-up mode shall be activated. When morning warm-up is initiated the unit shall enable the heating and fan(s). The outside air damper shall remain closed. When the space temperature reaches the occupied heating setpoint (adj.), the unit shall transition to the occupied mode.

Pre-Cool Mode:

During optimal start, if the space temperature is above the occupied cooling setpoint, pre-cool mode shall be activated. When pre-cool is initiated the unit shall enable the fan and cooling. When the space temperature reaches occupied cooling setpoint (adj.), the unit shall transition to the occupied mode.

Occupied Bypass:

The BAS shall monitor the status of the ON and CANCEL buttons of the space temperature sensor. When an occupied bypass request is received from a space sensor, the unit shall transition from its current occupancy mode to occupied bypass mode and the unit shall maintain the space temperature to the occupied setpoints (adj.).

Heat/Cool Mode:

When the space temperature rises above the occupied cooling setpoint the mode shall transition to cooling. When the space temperature falls below the occupied heating setpoint the mode shall transition to heating. When the space temperature is above the occupied cooling setpoint or below the occupied heating setpoint the mode shall remain in its last state. If the space temperature sensor fails the mode shall remain in its last state and an alarm shall annunciate at the BAS. If the local and communicated setpoints fail the controller shall disable the supply fan and an alarm shall annunciate at the BAS.

Supplemental Heat for Heat Pump Configuration:

The supplemental electric heat shall be cycled on as the last stage of heating. Supplemental electric heat shall operate concurrently with the DX heating, as needed, to maintain space temperature.

Dehumidification:

The unit shall be in dehumidification mode if the return humidity is above the dehumidification setpoint. In the dehumidification mode, the supply air fan shall be enabled, the outside air damper shall be commanded to minimum position, and the unit controller shall energize mechanical cooling and the SCR electric heat shall modulate.

SINGLE COMPRESSOR UNITS: On a call for dehumidification, the SCR electric heat shall energize, and the compressor shall enable. When the humidity control setpoint is satisfied, the heat shall be de-energized, and the compressor shall be disabled. If there is a call for cooling from the space temperature controller, while in reheat, the SCR electric heat shall be de-energized, and the compressor continues to run.

MULTI-CIRCUIT UNITS: On a call for dehumidification, the SCR electric heat in circuit 1 shall energize and the compressor(s) shall enable. When the humidity control setpoint is satisfies, the heat shall be de-energized and the compressor(s) in circuit 1 shall be disabled. If there is a call for 1st stage cooling while in the dehumidification mode, no action shall take place. If there is a call for 2nd stage cooling, the SCR electric heat shall be de-energized, and the unit shall revert to the cooling mode. If 2nd stage cooling is satisfied and there is still a call for dehumidification, the SCR electric heat shall once again be energized.

Supply Fan:

The unit controller shall vary the supply fan speed to optimize minimum fan speed in all cooling and heating modes. A differential pressure switch shall monitor the differential pressure across the fan. If the switch does not open within 40 seconds after a request for fan operation a fan failure alarm shall annunciate at the BAS, the unit shall stop, requiring a manual reset.

Filter Status:

A differential pressure switch shall monitor the differential pressure across the filter(s) when the fan is running. If the switch closes during normal operation a dirty filter alarm shall annunciate at the BAS.

Smoke Detector Shutdown:

The unit shall shut down in response to a signal from the smoke detector indicating the presence of smoke and an alarm shall annunciate at the BAS. The smoke detector shall be interlocked to the unit through the dry contacts of the smoke detector. A manual reset of the smoke detector shall be required to restart the unit.

Condensate Overflow Shutdown:

The unit shall shut down in response to a signal from the condensate overflow sensor. The sensor shall be interlocked to the unit cooling controller for immediate shutdown of cooling.

Refrigerant Mitigation Mode:

The unit controller shall monitor the leak detection system, when a leak is detected, an alarm shall promptly alert the BAS via BACnet Change-of-Value (COV) and mitigation shall be activated.

In occupied mode, the supply fan shall remain operational, and the compressor(s) shall be disabled for the duration of the mitigation process plus an additional 5 minutes.

In unoccupied mode, the supply fan shall activate within 15 seconds while the compressor(s) shall be disabled for the duration of the mitigation process plus an additional 5 minutes.

2 AH-1 CONTROL DIAGRAM
NOT TO SCALE:

Flow Diagram: AHU/HP - 2

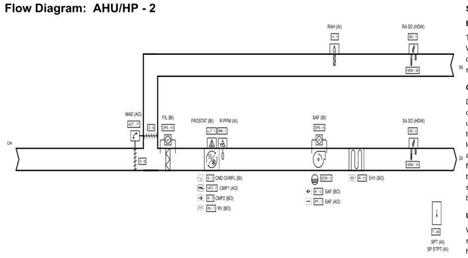

Sequence of Operation: AHU/HP - 2

Building Automation System Interface:

The Building Automation System (BAS) shall send the controller Occupied Bypass, Morning Warm-up/Pre-Cool, Occupied/Unoccupied and Heat/Cool modes. If a BAS is not present, or communication is lost with the BAS the controller shall operate using default modes and setpoints.

Occupied:

During occupied periods, the supply fan shall run continuously and the mixed air dampers shall open to maintain minimum ventilation requirements. Upon a call for DX heating or cooling, the unit controller shall enable the fixed speed compressor. The compressor shall be cycled on/off to maintain active space temperature setpoint. If the fixed speed compressor cannot satisfy the load conditions, the unit controller shall start the next fixed speed compressor in sequence to add to the total unit heating or cooling load percentage. This process shall repeat until all of the fixed speed compressors have been started or until the load conditions can be satisfied. During the DX heating cycle, the electric heat shall be enabled and used to help maintain the active space temperature setpoint. The discharge air temperature setpoint shall be dynamically reset based on the deviation of actual space temperature from the active space temperature setpoint.

Unoccupied:

When the space temperature is below the unoccupied heating setpoint of 60.0 deg. F (adj.) the supply fan shall be commanded on, the outside air damper shall remain closed and the electric heat shall be enabled. When the space temperature rises above the unoccupied heating setpoint of 60.0 deg. F (adj.) plus the unoccupied differential of 4.0 deg. F (adj.) the supply fan shall stop and the electric heat shall be disabled.

Optimal Start:

The BAS shall monitor the scheduled occupied time, occupied space setpoints and space temperature to calculate when the optimal start occurs.

Optimal Stop:

The BAS shall monitor the scheduled unoccupied time, occupied setpoints and space temperature to calculate when the optimal stop occurs. When the optimal stop mode is active the unit controller shall maintain the space temperature to the space temperature offset setpoint. Outside air damper shall remain enabled to provide minimum ventilation.

Morning Warm-Up Mode:

During optimal start, if the space temperature is below the occupied heating setpoint a morning warm-up mode shall be activated. When morning warm-up is initiated the unit shall enable the heating and fan(s). The outside air damper shall remain closed. When the space temperature reaches the occupied heating setpoint (adj.), the unit shall transition to the occupied mode.

Pre-Cool Mode:

During optimal start, if the space temperature is above the occupied cooling setpoint, pre-cool mode shall be activated. When pre-cool is initiated the unit shall enable the fan and cooling. When the space temperature reaches occupied cooling setpoint (adj.), the unit shall transition to the occupied mode.

Occupied Bypass:

The BAS shall monitor the status of the ON and CANCEL buttons of the space temperature sensor. When an occupied bypass request is received from a space sensor, the unit shall transition from its current occupancy mode to occupied bypass mode and the unit shall maintain the space temperature to the occupied setpoints (adj.).

Heat/Cool Mode:

When the space temperature rises above the occupied cooling setpoint the mode shall transition to cooling. When the space temperature falls below the occupied heating setpoint the mode shall transition to heating. When the space temperature is above the occupied cooling setpoint or below the occupied heating setpoint the mode shall remain in its last state. If the space temperature sensor fails the mode shall remain in its last state and an alarm shall annunciate at the BAS. If the local and communicated setpoints fail the controller shall disable the supply fan and an alarm shall annunciate at the BAS.

Supplemental Heat for Heat Pump Configuration:

The supplemental electric heat shall be cycled on as the last stage of heating. Supplemental electric heat shall operate concurrently with the DX heating, as needed, to maintain space temperature.

Dehumidification:

The unit shall be in dehumidification mode if the return humidity is above the dehumidification setpoint. In the dehumidification mode, the supply air fan shall be enabled, the outside air damper shall be commanded to minimum position, and the unit controller shall energize mechanical cooling and the SCR electric heat shall modulate.

SINGLE COMPRESSOR UNITS: On a call for dehumidification, the SCR electric heat shall energize, and the compressor shall enable. When the humidity control setpoint is satisfied, the heat shall be de-energized, and the compressor shall be disabled. If there is a call for cooling from the space temperature controller, while in reheat, the SCR electric heat shall be de-energized, and the compressor continues to run.

MULTI-CIRCUIT UNITS: On a call for dehumidification, the SCR electric heat in circuit 1 shall energize and the compressor(s) shall enable. When the humidity control setpoint is satisfies, the heat shall be de-energized and the compressor(s) in circuit 1 shall be disabled. If there is a call for 1st stage cooling while in the dehumidification mode, no action shall take place. If there is a call for 2nd stage cooling, the SCR electric heat shall be de-energized, and the unit shall revert to the cooling mode. If 2nd stage cooling is satisfied and there is still a call for dehumidification, the SCR electric heat shall once again be energized.

Supply Fan:

The unit controller shall vary the supply fan speed to optimize minimum fan speed in all cooling and heating modes. A differential pressure switch shall monitor the differential pressure across the fan. If the switch does not open within 40 seconds after a request for fan operation a fan failure alarm shall annunciate at the BAS, the unit shall stop, requiring a manual reset.

Filter Status:

A differential pressure switch shall monitor the differential pressure across the filter(s) when the fan is running. If the switch closes during normal operation a dirty filter alarm shall annunciate at the BAS.

Smoke Detector Shutdown:

The unit shall shut down in response to a signal from the smoke detector indicating the presence of smoke and an alarm shall annunciate at the BAS. The smoke detector shall be interlocked to the unit through the dry contacts of the smoke detector. A manual reset of the smoke detector shall be required to restart the unit.

Condensate Overflow Shutdown:

The unit shall shut down in response to a signal from the condensate overflow sensor. The sensor shall be interlocked to the unit cooling controller for immediate shutdown of cooling.

Refrigerant Mitigation Mode:

The unit controller shall monitor the leak detection system, when a leak is detected, an alarm shall promptly alert the BAS via BACnet Change-of-Value (COV) and mitigation shall be activated.

In occupied mode, the supply fan shall remain operational, and the compressor(s) shall be disabled for the duration of the mitigation process plus an additional 5 minutes.

In unoccupied mode, the supply fan shall activate within 15 seconds while the compressor(s) shall be disabled for the duration of the mitigation process plus an additional 5 minutes.

3 AH-2 CONTROL DIAGRAM
NOT TO SCALE:

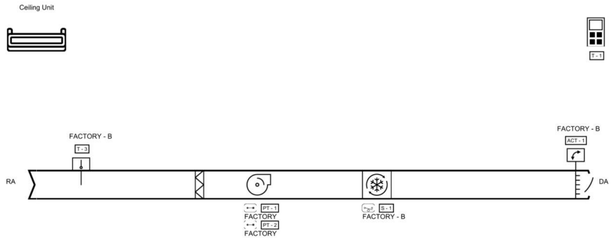

CEILING CONCEALED DUCTED VRF SYSTEM FCU TEMPERATURE SENSOR / THERMOSTAT WITH ADJUSTABLE SET POINT FOR HEATING AND COOLING SHALL BE PROVIDED.

VRF SYSTEM'S MANUFACTURER'S DDC CONTROL SYSTEM SHALL CONTROL OPERATION OF CONDENSING UNITS, REFRIGERANT BRANCH SELECTORS AND ZONE LEVEL FCU'S IN ACCORDANCE WITH MANUFACTURE'S RECOMMENDATIONS. SYSTEM SHALL BE CONTROLLED TO PROVIDE COOLING AND HEATING SIMULTANEOUSLY TO DIFFERENT ZONES WHERE HEATING OR COOLING IS REQUIRED. VRF CONTROL SYSTEM SHALL ISSUE ALARM STATUS TO BAS.

ALL VARIABLE REFRIGERANT FLOW (VRF) UNITS OPERATE AS INDEPENDENT SUB-SYSTEMS IN RESPONSE TO THEIR RESPECTIVE ZONE THERMOSTAT AND CONTROLLER. UNIT CONTROL SYSTEM SHALL CONTROL REFRIGERANT FLOW / CYCLE AND FAN SPEED IN RESPONSE TO SATISFY SPACE TEMPERATURE SET POINT (HEATING AND COOLING SET POINTS).

THE VARIABLE REFRIGERANT FLOW UNIT FANS SHALL RUN CONTINUOUSLY. VRF SYSTEM MANUFACTURER'S CONTROL SHALL CYCLE CORRESPONDING COMPRESSORS ON/OFF AND CYCLE CORRESPONDING BRANCH SELECTOR VALVES OPEN/CLOSE TO SATISFY THE ZONE THERMOSTAT (HEATING AND COOLING SET POINTS).

UPON ACTIVATION OF A CONDENSATE OVERFLOW ALARM, THE FAN COIL UNIT SHALL SHUT DOWN AND ALARM SHALL BE SENT TO THE DDC SYSTEM. FCU WILL RESTART UPON DETECTION THAT OVERFLOW ALARM STATE IS NO LONGER OCCURING

4 FAN COIL UNIT CONTROL DIAGRAM
NOT TO SCALE:



Dirtworks
561 SEVENTH AVENUE FLOOR 11
NEW YORK, NY 10018
(212) 589 2263

WER ARCHITECTS
901 WEST THIRD STREET
LITTLE ROCK, AR 72201
(501) 374 5300

CONSULTANTS

CIVIL ENGINEERS
CRAFTON TULL & ASSOCIATES, INC.
901 N. 47TH STREET, SUITE 400
ROGERS, AR 72756
(479) 636 4838

MEP ENGINEERS
INSIGHT ENGINEERING
322 S STATE STREET, STE 201
LITTLE ROCK, AR 72201
(501) 237 3077

STRUCTURAL ENGINEERS
ENFRA TME, LLC
BUILDING 2, 1 ALLIED DRIVE, STE 2600
LITTLE ROCK, AR 72202
(501) 666 6776

FOOD SERVICE CONSULTANT
MCKAY-LANE CONSULTING, LTD
1807 DODSON AVE
FT. SMITH, AR 72901
(479) 629 4572

ACOUSTICAL ENGINEERS
ACENTECH
620 W. GERMANTOWN PIKE, STE. 210
PLYMOUTH MEETING PA 19462
(215) 245 8244

PROJECT TITLE

CENTRAL HOUSE & GARDEN

BENTONVILLE, AR

PROJECT NUMBER: 31483

#	ISSUED FOR	DATE
	FINAL CD's	10/2/2026

KEY PLAN

SIGN & SEAL

DRAWN BY

CHECKED BY

SHEET TITLE

CONTROLS - HVAC

SHEET NUMBER

M501

Flow Diagram: VRF SYSTEM

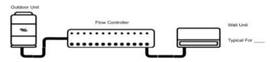

Sequence of Operation: VRF SYSTEM

Variable Refrigerant Flow (VRF) System Sequence of Operation:

This sequence of operations describes the "system-level" control functions of a variable refrigerant flow (VRF) system, which includes coordinating the operation of the outdoor unit with terminal units during the various operating modes. The "equipment-level" control functions of the outdoor unit and the terminal units are contained in their respective sequence of operations documents.

Variable Refrigerant Flow (VRF) Heat Recovery System:

A Heat Recovery System shall provide synchronous/simultaneous heating and cooling to individual zones served by the VRF system. The state of the VRF system is Off when the outdoor unit is off and all terminal units are off. When any terminal unit transitions to the On state, the outdoor unit shall transition to the On state and the VRF system shall transition to the On state.

While the VRF system is in the On state, the outdoor unit supplies subcooled liquid and super-heated gas refrigerant to the refrigerant manifold device(s). The refrigerant manifold device shall simultaneously distribute liquid refrigerant to terminal units requesting cooling, and gas refrigerant to terminal units requesting heat. Each terminal unit shall communicate to the outdoor unit the need for heating or cooling.

While the outdoor unit is in the On state, if all of the terminal units transition to the Off state, the outdoor unit shall transition to the Shutdown state. Entering this state shall cause the outdoor unit to perform the necessary functions required to prepare the refrigerant system to stop operation. Once the refrigerant system has stopped operation, the outdoor unit shall transition to the Off state and the VRF System state shall transition to the Off state.

Building Automation System Control:

The Building Automation System (BAS) is a computer based, application that provides a method for a building operator to monitor and control the operation of a building. The BAS coordinates the actions of one or more building sub-systems (HVAC, lighting, etc.). The purpose of the system is to provide a safe and comfortable occupant environment using advanced control strategies to minimize the environmental footprint of the building.

The BAS shall have the ability to monitor and display data emanating from any piece of equipment connected to the system in human readable form. The BAS shall have the ability to perform building level control functions such as, but not limited to, time schedule based system operation, recording of operating parameter data values as a time or sample series, collection and annunciation for alarms generated by equipment, and control of equipment within the building.

The BAS shall monitor the status of the zone(s) in the building served by the Variable Refrigerant Flow (VRF) system and send commands to the VRF terminal unit(s) to maintain the environment in the zone.

Unoccupied Zone Temperature Control:

Unoccupied zone temperature (UZT) control is an energy minimization strategy. The BAS shall monitor the time schedule(s) controlling a group(s) of terminal units. When the time schedule transitions from the Occupied state to the Unoccupied state, the terminal units shall transition from the Occupied state to the Unoccupied state, and the UZT algorithm shall be enabled.

While enabled, the UZT algorithm shall monitor the air temperature of each zone in the group, calculate the average zone air temperature, and compare the average value to the unoccupied cooling and unoccupied heating zone temperature setpoints.

When the average zone air temperature is above the unoccupied cooling zone temperature setpoint, the terminal units in the group shall transition from the Unoccupied state to the Occupied state. This shall cause the VRF system to transition from the Off state to the On state, allowing the group of zones to be cooled.

When the average zone air temperature is below than the unoccupied cooling zone temperature setpoint minus a dead band value, the terminal units in the group shall transition from the Occupied state to the Unoccupied state. Once all terminal units in the VRF system are in the Unoccupied state, the VRF system shall transition from the On state to the Off state.

Conversely, when the average zone air temperature is below the unoccupied heating zone temperature setpoint, the terminal units in the group shall transition from the Unoccupied state to the Occupied state. This shall cause the VRF system to transition from the Off state to the On state, allowing the group of zones to be heated.

When the average zone air temperature is above the unoccupied heating zone temperature setpoint plus a dead band value, the terminal units in the group shall transition from the Occupied state to the Unoccupied state. Once all terminal units in the VRF system are in the Unoccupied state, the VRF system shall transition from the On state to the Off state.

When the time schedule controlling the group of terminal units transitions from the Unoccupied state to the Occupied state, all terminal units shall transition from the Unoccupied state to the Occupied state and the UZT algorithm shall be disabled. While disabled, the UZT algorithm is dormant.

Optimal Start Functionality:

Optimal start is a comfort strategy. The BAS shall monitor the time schedule controlling the operation of each zone, occupied zone air temperature setpoint(s), zone air temperature, and other parameters as needed. Using these inputs, the optimal start algorithm shall calculate the time of day when each zone should transition from Off (Unoccupied) to On (Occupied) mode. The system shall transition the terminal units serving the zone from Off to On at this time. The desired result is to have the air temperature of each zone equal the occupied zone air temperature setpoint currently in control, at the moment in time when the time schedule transitions from Off (unoccupied) to On (Occupied).

If there is a delta in time (time error) between when the time the schedule transitions from Off to On and the time when the zone air temperature is equal to the occupied zone temperature setpoint in control, the optimal start algorithm shall adjust the time calculation such that the time error is minimized for the next optimal start iteration.

Optimal Stop Functionality:

Optimal stop is an energy minimization strategy. The BAS shall monitor the time schedule controlling the operation of each zone, zone unoccupied air temperature setpoint(s), zone air temperature, and other parameters as needed. Using these inputs, the optimal stop algorithm shall calculate the time of day when each zone should transition from On (Occupied) to Off (Unoccupied) mode. The system shall transition the terminal units serving the zone from On to Off at this time. The desired result is to have the air temperature of each zone equal the unoccupied zone air temperature setpoint currently in control, at the moment in time when the time schedule transitions from On (Occupied) to Off (Unoccupied).

If there is a delta in time (time error) between when the time the schedule transitions from On to Off and the time when the zone air temperature is equal to the unoccupied zone temperature setpoint in control, the stop start algorithm shall adjust the time calculation such that the time error is minimized for the next optimal stop iteration.

Flow Diagram: ENERGY RECOVERY VENTILATOR

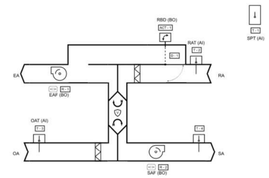

Sequence of Operation: ENERGY RECOVERY VENTILATOR

Building Automation System Interface:

Occupied:

During occupied periods, the Energy Recovery Ventilator shall run continuously.

ERV will be interlocked with light switches to determine occupancy.

Unoccupied:

During unoccupied periods the Energy Recovery Ventilator shall be disabled.

STATE OF ARKANSAS REGISTERED PROFESSIONAL ENGINEER No. 19764 EILON A LEE
10/2/2026

CERTIFICATE OF AUTHORIZATION INSIGHT ENGINEERING, PLLC No. 3523 ARKANSAS

Dirtworks
561 SEVENTH AVENUE FLOOR 11
NEW YORK, NY 10018
(212) 589 2263

WER ARCHITECTS
901 WEST THIRD STREET
LITTLE ROCK, AR 72201
(501) 374 5300

CONSULTANTS

CIVIL ENGINEERS
CRAFTON TULL & ASSOCIATES, INC.
901 N. 47TH STREET, SUITE 400
ROGERS, AR 72756
(479) 636 4838

MEP ENGINEERS
INSIGHT ENGINEERING
322 S STATE STREET, STE 201
LITTLE ROCK, AR 72201
(501) 237 3077

STRUCTURAL ENGINEERS
ENFRA TME, LLC
BUILDING 2, 1 ALLIED DRIVE, STE 2600
LITTLE ROCK, AR 72202
(501) 666 6776

FOOD SERVICE CONSULTANT
MCKAY-LANE CONSULTING, LTD
1807 DODSON AVE
FT. SMITH, AR 72901
(479) 629 4572

ACOUSTICAL ENGINEERS
ACENTECH
620 W. GERMANTOWN PIKE, STE. 210
PLYMOUTH MEETING PA 19462
(215) 245 8244

PROJECT TITLE

CENTRAL HOUSE & GARDEN

BENTONVILLE, AR

PROJECT NUMBER: 31483

#	ISSUED FOR	DATE
	FINAL CD's	10/2/2026

KEY PLAN

SIGN & SEAL

DRAWN BY

CHECKED BY

SHEET TITLE

CONTROLS - HVAC

SHEET NUMBER

M502

DEMOLITION GENERAL NOTES

1. DEMOLISH ALL EXISTING MECHANICAL SYSTEMS INCLUDE ALL DUCTWORK, DIFFUSERS, GRILLES, CONTROLS, PIPING, AND THERMOSTATS.

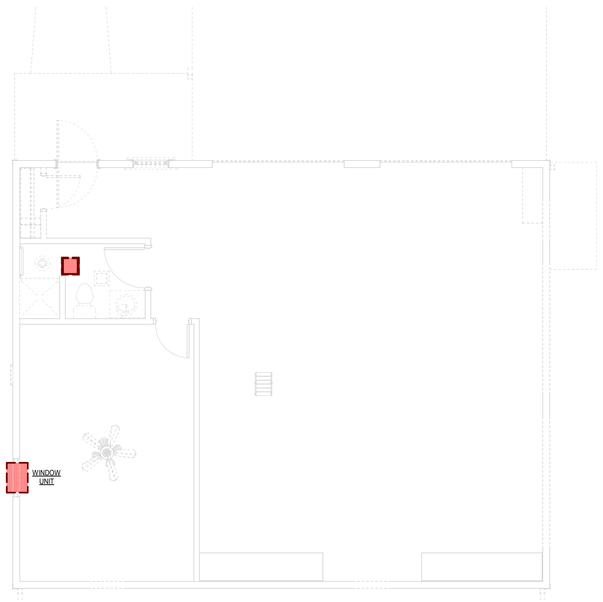

1 DEMOLITION PLAN - MAINTENANCE BUILDING - MECHANICAL
3/16" = 1'-0"

N

STATE OF ARKANSAS
REGISTERED PROFESSIONAL ENGINEER
No. 19764
FALLON A LEE
10/2/2026

INSIGHT ENGINEERING, PLLC
CERTIFICATE OF AUTHORIZATION
No. 3523
ARKANSAS

Dirtworks
561 SEVENTH AVENUE FLOOR 11
NEW YORK, NY 10018
(212) 589 2263

WER ARCHITECTS
901 WEST THIRD STREET
LITTLE ROCK, AR 72201
(501) 374 5300

CONSULTANTS

CIVIL ENGINEERS
CRAFTON TULL & ASSOCIATES, INC.
901 N. 47TH STREET, SUITE 400
ROGERS, AR 72756
(479) 636 4838

MEP ENGINEERS
INSIGHT ENGINEERING
322 S STATE STREET, STE 201
LITTLE ROCK, AR 72201
(501) 237 3077

STRUCTURAL ENGINEERS
ENFRA TME, LLC
BUILDING 2, 1 ALLIED DRIVE, STE 2600
LITTLE ROCK, AR 72202
(501) 666 6776

FOOD SERVICE CONSULTANT
MCKAY-LANE CONSULTING, LTD
1807 DODSON AVE
FT. SMITH, AR 72901
(479) 629 4572

ACOUSTICAL ENGINEERS
ACENTECH
620 W. GERMANTOWN PIKE, STE. 210
PLYMOUTH MEETING PA 19462
(215) 245 8244

PROJECT TITLE

CENTRAL HOUSE & GARDEN

BENTONVILLE, AR

PROJECT NUMBER: 31483

#	ISSUED FOR	DATE
	FINAL CD's	10/2/2026

KEY PLAN

SIGN & SEAL

DRAWN BY

CHECKED BY

SHEET TITLE

DEMOLITION PLAN - MAINTENANCE BUILDING - MECHANICAL

SHEET NUMBER

M801

GENERAL NOTES

1. DUCTWORK ROUTES UP THROUGH FLOOR ABOVE. REFER TO SHEET M202 FOR CONTINUATION.
2. SLEEVE AND SEAL PIPE PENETRATIONS

KEYED NOTES

1. ROUTE REFRIGERANT PIPING UNDER GROUND TO BASEMENT OF THE BUD WALTON MANSION. REFER TO SHEET M201 FOR CONTINUATION.
2. INSTALL ELECTRIC UNIT HEATERS TIGHT TO CEILING, 7' 6" AFF. PROVIDE WITH WALL MOUNTING BRACKET.

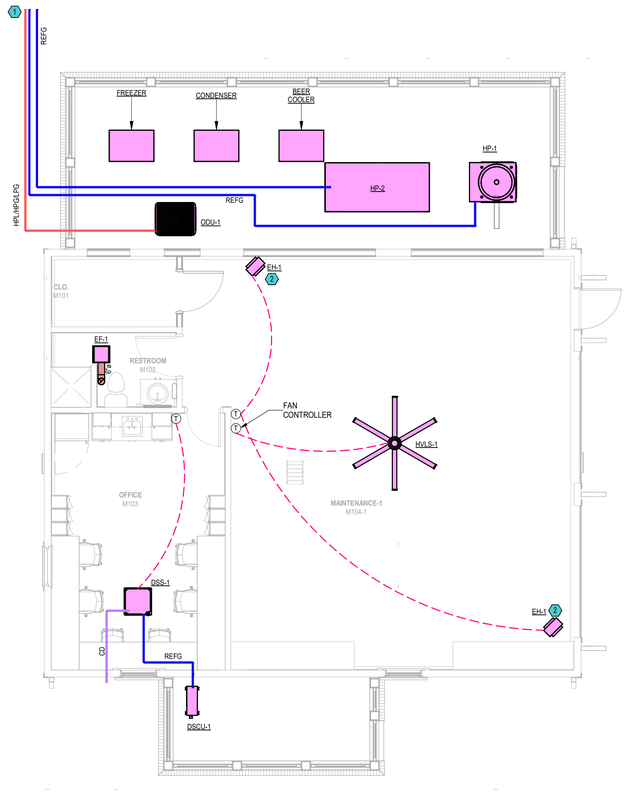

1 MAINTENANCE BUILDING PLAN - MECHANICAL
3/16" = 1'-0"

N

STATE OF ARKANSAS REGISTERED PROFESSIONAL ENGINEER NO. 19764 FALLON A LEE
10/2/2026

CERTIFICATE OF AUTHORIZATION INSIGHT ENGINEERING, PLLC No. 3523 ARKANSAS

Dirtworks
561 SEVENTH AVENUE FLOOR 11
NEW YORK, NY 10018
(212) 589 2263

WER ARCHITECTS
901 WEST THIRD STREET
LITTLE ROCK, AR 72201
(501) 374 5300

CONSULTANTS

CIVIL ENGINEERS
CRAFTON TULL & ASSOCIATES, INC.
901 N. 47TH STREET, SUITE 400
ROGERS, AR 72756
(479) 636 4838

MEP ENGINEERS
INSIGHT ENGINEERING
322 S STATE STREET, STE 201
LITTLE ROCK, AR 72201
(501) 237 3077

STRUCTURAL ENGINEERS
ENFRA TME, LLC
BUILDING 2, 1 ALLIED DRIVE, STE 2600
LITTLE ROCK, AR 72202
(501) 666 6776

FOOD SERVICE CONSULTANT
MCKAY-LANE CONSULTING, LTD
1807 DODSON AVE
FT. SMITH, AR 72901
(479) 629 4572

ACOUSTICAL ENGINEERS
ACENTECH
620 W. GERMANTOWN PIKE, STE. 210
PLYMOUTH MEETING PA 19462
(215) 245 8244

PROJECT TITLE

CENTRAL HOUSE & GARDEN

BENTONVILLE, AR

PROJECT NUMBER: 31483

#	ISSUED FOR	DATE
	FINAL CD's	10/2/2026

KEY PLAN

SIGN & SEAL

DRAWN BY

CHECKED BY

SHEET TITLE

MAINTENANCE BUILDING PLAN - MECHANICAL

SHEET NUMBER

M802

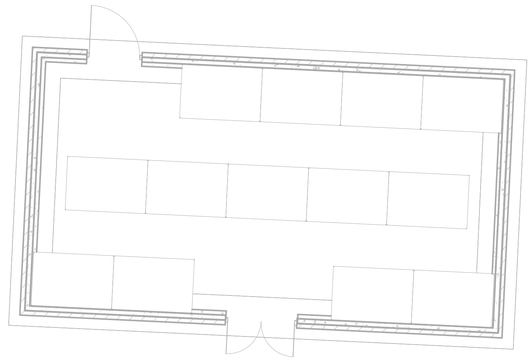

KEYED NOTES

1. INSTALL ELECTRIC UNIT HEATER TIGHT TO STRUCTURE, 9' AFF. PROVIDE WITH WALL MOUNTING BRACKET.

1 GREENHOUSE & GARDEN SHED - MECHANICAL

3/16" = 1'-0"

N

STATE OF ARKANSAS — REGISTERED PROFESSIONAL ENGINEER — No. 19764 — ALLISON A LEE — 10/2/2026

CERTIFICATE OF AUTHORIZATION — INSIGHT ENGINEERING, PLLC — No. 3523 — ARKANSAS

Dirtworks
561 SEVENTH AVENUE FLOOR 11
NEW YORK, NY 10018
(212) 589 2263

WER ARCHITECTS
901 WEST THIRD STREET
LITTLE ROCK, AR 72201
(501) 374 5300

CONSULTANTS

CIVIL ENGINEERS
CRAFTON TULL & ASSOCIATES, INC.
901 N. 47TH STREET, SUITE 400
ROGERS, AR 72756
(479) 636 4838

MEP ENGINEERS
INSIGHT ENGINEERING
322 S STATE STREET, STE 201
LITTLE ROCK, AR 72201
(501) 237 3077

STRUCTURAL ENGINEERS
ENFRA TME, LLC
BUILDING 2, 1 ALLIED DRIVE, STE 2600
LITTLE ROCK, AR 72202
(501) 666 6776

FOOD SERVICE CONSULTANT
MCKAY-LANE CONSULTING, LTD
1807 DODSON AVE
FT. SMITH, AR 72901
(479) 629 4572

ACOUSTICAL ENGINEERS
ACENTECH
620 W. GERMANTOWN PIKE, STE. 210
PLYMOUTH MEETING PA 19462
(215) 245 8244

PROJECT TITLE

CENTRAL HOUSE & GARDEN

BENTONVILLE, AR

PROJECT NUMBER: 31483

#	ISSUED FOR	DATE
	FINAL CD's	10/2/2026

KEY PLAN

SIGN & SEAL

DRAWN BY

CHECKED BY

SHEET TITLE

GREENHOUSE & GARDEN SHED PLAN - MECHANICAL

SHEET NUMBER

M901

ELECTRICAL GENERAL NOTES

1. CONTRACTOR IS RESPONSIBLE FOR COORDINATING ALL INSTALLATION WITH THE WORK OF OTHER TRADES. FIELD MODIFICATIONS NEEDED DUE TO OBSTRUCTIONS OR INTERFERENCES SHALL BE PROVIDED AT NO ADDITIONAL COST.
2. ALL WORK SHALL BE PERFORMED IN A NEAT AND WORKMANLIKE MANNER WITHIN STANDARD OF CARE FOR PROFESSION. ALL LABOR, MATERIAL, TOOLS, PERMITS, INSPECTIONS, TESTING, CERTIFICATION, ETC. REQUIRED FOR A COMPLETE AND SATISFACTORY INSTALLATION TO DESIGN INTENT SHALL BE FURNISHED BY CONTRACTOR. PROVIDE, AT NO ADDITIONAL COST, INCLUDING INCIDENTAL ITEMS NOT SHOWN WHEN REQUIRED FOR TYPICAL COMPLETION OF WORK.
3. DRAWINGS NOT BEARING THE STAMP OR SEAL AND SIGNATURE OF A REGISTERED PROFESSIONAL ENGINEER SHALL NOT BE USED FOR BIDDING OR CONSTRUCTION PURPOSES UNLESS EXPRESSLY APPROVED IN WRITING BY THE ARCHITECT. THE CONTRACTOR SHALL BE RESPONSIBLE FOR ENSURING THAT ALL DRAWINGS AND SPECIFICATIONS BEING USED FOR BIDDING AND CONSTRUCTION PURPOSES ARE OF THE LATEST REVISION AVAILABLE AND ALL ADDENDUM DOCUMENTS HAVE BEEN INCORPORATED EITHER BY REVISION RELEASE OF DRAWINGS/SPECIFICATIONS OR ATTACHMENT OF SKETCHES OR OTHER ADDENDUM INFORMATION.
4. THE CONTRACTOR SHALL FURNISH AND INSTALL NEW PRODUCTS OF ESTABLISHED AND REPUTABLE MANUFACTURERS. NO EQUIPMENT SUBSTITUTIONS SHALL BE MADE THAT WOULD LEAVE INADEQUATE OPERATING OR SERVICE SPACE. EQUIPMENT SHALL BE INSTALLED IN ACCORDANCE WITH MANUFACTURER'S RECOMMENDED INSTALLATION PROCEDURES AND IN AN ARRANGEMENT THAT WILL GIVE THE GREATEST PRACTICAL EASE OF OPERATION AND SERVICE TO THE OWNER.
5. ALL EQUIPMENT WHICH IS INDICATED TO BE FURNISHED AND/OR INSTALLED BY OTHERS OR BY OWNER IS INCLUDED FOR REFERENCE ONLY UNLESS NOTED OTHERWISE. CONTRACTOR SHALL BE RESPONSIBLE FOR COORDINATING AND VERIFYING INSTALLATION REQUIREMENTS OF THIS EQUIPMENT WITH THE APPLICABLE SUPPLIER OR THE OWNER. ANY DISCREPANCIES SHALL BE BROUGHT TO THE ATTENTION OF THE ENGINEER.
6. ALL WORK SHALL BE INSTALLED IN ACCORDANCE WITH THE REQUIREMENTS OF ALL APPLICABLE CODES AND REGULATIONS INCLUDING BUT NOT LIMITED TO NATIONAL, CITY, STATE, LOCAL ORDINANCES, AND UTILITY COMPANY REGULATIONS. ALL ELECTRICAL MATERIALS, INSTALLATION PROCEDURES, AND SYSTEM LAYOUTS SHALL BE APPROVED BY ALL APPLICABLE AUTHORITIES HAVING JURISDICTION. THE CONTRACTOR SHALL PROVIDE ALL MATERIALS AND LABOR NECESSARY TO COMPLY WITH THESE RULES, REGULATIONS, AND ORDINANCES. THESE CODES REPRESENT THE MINIMUM ACCEPTABLE REQUIREMENTS, THEREFORE, WHERE DRAWINGS AND/OR SPECIFICATIONS INDICATE MATERIALS OR CONSTRUCTION MORE STRINGENT THAT CODE REQUIREMENTS, THE DRAWINGS AND/OR SPECIFICATIONS SHALL GOVERN.
7. IF COMPLIANCE WITH STANDARDS, CODES, REGULATIONS AND CONTRACT DOCUMENTS ESTABLISH DIFFERENT OR CONFLICTING REQUIREMENTS FOR MINIMUM QUANTITIES OR QUALITY LEVELS, REFER CONFLICTING REQUIREMENTS TO ENGINEER FOR A DECISION BEFORE PROCEEDING.
8. WHERE CONTRACT DOCUMENTS NAME A SINGLE MANUFACTURER AND PRODUCT, PROVIDE THE NAMED PRODUCT THAT COMPLIES WITH REQUIREMENTS. COMPARABLE PRODUCTS OR SUBSTITUTIONS FOR CONTRACTOR'S CONVENIENCE WILL BE CONSIDERED.
9. THE PROJECT CLOSEOUT SUBMITTALS SHALL INCLUDE, BUT NOT LIMITED TO, OPERATION AND MAINTENANCE MANUALS AND RECORD DRAWINGS.
10. THE CONTRACTOR SHALL VISIT THE SITE OF THE BUILDING BEFORE SUBMITTING A PROPOSAL ON THIS WORK AND SHALL THOROUGHLY FAMILIARIZE THEMSELVES WITH THE EXISTING CONDITIONS AND OPERATIONS. FAILURE ON THEIR PART TO DO THIS WILL NOT BE CAUSE OF EXTRAS AFTER THE CONTRACT IS SIGNED, BY REASON OF UNFORESEEN CONDITIONS.
11. NO PERSON SHALL PERFORM ELECTRICAL WORK ON THE CONTRACT WITHOUT POSSESSING A MASTER'S OR JOURNEYMAN'S LICENSE FROM THE STATE ELECTRICAL EXAMINERS BOARD. ALL ELECTRICAL WORK AND APPRENTICE ELECTRICIANS SHALL BE SUPERVISED BY A MASTER ELECTRICIAN ON A ONE TO ONE RATIO.
12. PREPARE AND SUBMIT SUBMITTALS TO ARCHITECT.
13. ALL AREAS USED AS RETURN AIR PLENUMS SHALL BE CONSTRUCTED WITH FIRE RESISTANT MATERIALS AND SHALL ONLY CONTAIN MATERIALS WHICH HAVE SMOKE DEVELOPED RATINGS NOT GREATER THAN 50 AND FLAME SPREAD RATINGS NOT GREATER THAN 25.
14. ALL ELECTRICAL EQUIPMENT, SUCH AS SWITCHES, CIRCUIT BREAKERS, ETC. SHALL BE TESTED BY OPERATING THE DEVICE TO VERIFY THAT THE MECHANICAL PORTIONS OF THE DEVICE ARE FUNCTIONING.
15. THE CONTRACT SHALL ASSIST ALL OTHER TRADES IN PERFORMING ROTATIONAL TESTS ON ALL MOTORS PROVIDED UNDER THIS CONTRACT.
16. WIRE SIZE PER CODE UNLESS NOTED ELSEWHERE:

    (MINIMUM WIRE SIZE #12AWG, MINIMUM CONDUIT 3/4"C

    A. #12 LESS THAN 75 FEET
    B. #10 BETWEEN 75-150 FEET
    C. #8 BETWEEN 150-250 FEET
    D. #6 BETWEEN 250-375 FEET

LEGEND

	EXIT SIGN/COMBINATION EXIT/EMERGENCY LIGHT
ID	RECESSED ROUND DOWN LIGHT.
ID	PENDANT LIGHT.
ID	4' LED STRIP.
ID	WALL LIGHT ROUND
ID	ALL LIGHTING FIXTURES ON EMERGENCY POWER SHALL BE SHOWN GRAPHICALLY AS RED COLOR FILL WITH DARK RED LINES.
	SITE LIGHT FIXTURE.
	CEILING FAN, REFER TO FIXTURE SCHEDULE.
FA	HIGH VOLUMN LOW SPEED FAN WITH FIRE ALARM CONNECTION.

SWITCHES

HARD WIRED	
S	SINGLE POLE SWITCH. "D" DENOTES DIMMER, "3" 3-WAY, "3D" 3-WAY DIMMER, "4" - 4 WAY. COORDINATE WITH FIXTURE/LAMP TYPE AND CIRCUIT WATTAGE. MOUNT 48" A.F.F. UNLESS OTHERWISE NOTED.
SD	
S3	
S3D	
S4	
SO	WALL MOUNTED DUAL TECH. MOTION SENSOR SWITCH WIRE PER MANUFACTURERS RECOMMENDATION. PROVIDE CONTACTORS TO CONTROL EXHAUST FAN WITH LIGHTS.
SG	SINGLE POLE SWITCH FOR GARBAGE DISPOSER. WIRE RECEPTACLE TO SWITCH UPPER HALF OF RECEPTACLE.
SM	MOTOR RATED SWITCH USED FOR EQUIPMENT DISCONNECTING MEANS. SINGLE PHASE: PROVIDE MANUAL MOTOR STARTER WITH THERMAL OVERLOAD RELAYS SIZED PER MOTOR LOAD.
OS	CEILING MOUNTED DUAL TECH. OCCUPANCY SENSOR. PROVIDE AND INSTALL APPROPRIATE POWER PACK. COORDINATE SWITCHING, LOCATION AND QUANTITY WITH ACTUAL OCCUPANCY SENSOR USED. WIRE PER MANUFACTURERS RECOMMENDATION.

#	DATA: REQUIRES 4-11/16" SQUARE OUTLET BOX, APPROPRIATE PLASTER RING, AND 1" C. STUBBED TO AN ACCESSIBLE LOCATION ABOVE A REMOVABLE CEILING TILE. MINIMUM OF TWO DATA CABLES AT EACH LOCATION SHOWN UNLESS OTHERWISE NOTED. MOUNT 18" AFF UNLESS OTHERWISE NOTED. NUMBER INDICATES QUANTITY OF DATA JACKS.
	TELEVISION CABLE OUTLET VERIFY EXACT LOCATION AND MOUNTING HEIGHT WITH THE OWNER PRIOR TO ROUGH-IN. REQUIRES RECEPTACLE, 2 CATEGORY 6 NETWORK CABLES IN SEPARATE 1" CONDUIT TO DATA ROOM. PROVIDE 3 GANG BACK BOX.
	DUPLEX RECEPTACLE. MOUNT 18" AFF UNLESS OTHERWISE NOTED.
	QUADRUPLEX RECEPTACLE. MOUNT 18" AFF UNLESS OTHERWISE NOTED.
	DUPLEX RECEPTACLE GROUND FAULT INTERRUPTER.
	QUADRUPLEX RECEPTACLE GROUND FAULT INTERRUPTER.
	DUPLEX RECEPTACLE MOUNTED ABOVE COUNTER.
	QUADRUPLEX RECEPTACLE MOUNTED ABOVE COUNTER GROUND FAULT INTERRUPTER.
	DUPLEX RECEPTACLE MOUNTED ABOVE COUNTER GROUND FAULT INTERRUPTER.
	SPECIAL RECEPTACLE AS NOTED ON THE PLANS.
ST	SHUNT TRIP
	RECEPTACLE DROP CORD, MOUNTED IN CEILING GRID. VERIFY EXACT LOCATION WITH ARCHITECT PRIOR TO ROUGH-IN. DUPLEX RECEPTACLE IF NO TYPE NOTED.
J	JUNCTION BOX. VERIFY MOUNTING HEIGHT WITH MILLWORK DETAILS AND/OR THE OWNER'S REPRESENTATIVE. AT EQUIPMENT LOCATIONS VERIFY THE EXACT LOCATION WITH THE EQUIPMENT INSTALLER PRIOR TO ROUGH-IN.
	BRANCH CIRCUIT HOMERUN ABOVE GRADE. PANEL AND CIRCUIT NUMBER INDICATED.
	BRANCH CIRCUIT HOMERUN BELOW GRADE. PANEL AND CIRCUIT NUMBER INDICATED.
	ELECTRICAL PANEL.
	DRY TYPE TRANSFORMER-480/120-208 VOLTS. PROVIDE VIBRATION-ISOLATION MOUNTING PADS.
TTB	TELEPHONE TERMINAL BOARD
TGB	TELEPHONE GROUND BAR HBBB14210A OR EQUAL.
	NEW WIRE & ONE LINE CONDUIT ABOVE GRADE
	NEW WIRE & ONE LINE CONDUIT BELOW GRADE
	EXISTING WIRE & ONE LINE CONDUIT ABOVE GRADE
	EXISTING WIRE & ONE LINE CONDUIT BELOW GRADE

# FA	WALL MOUNT FIRE ALARM VISUAL STROBE. NUMBER DENOTES CANDELA RATING. MOUNT 80" AFF UNLESS OTHERWISE NOTED.
# FA	WALL MOUNT FIRE ALARM HORN / VISUAL STROBE. NUMBER DENOTES CANDELA RATING. MOUNT 80" AFF UNLESS OTHERWISE NOTED.
# FA	CEILING FIRE ALARM HORN/STROBE-WR DENOTES WEATHER RESISTANT. REQUIRES 4" SQUARE BOX WITH 3/4" CONDUIT STUBBED ABOVE ACCESSIBLE CEILING. NUMBER DENOTES CANDELA RATING.
# FA	CEILING FIRE ALARM HORN/STROBE. REQUIRES 4" SQUARE BOX WITH 3/4" CONDUIT STUBBED ABOVE ACCESSIBLE CEILING. NUMBER DENOTES CANDELA RATING.
MPS	MANUAL PULL STATION MOUNTED MINIMUM OF 42"; MAXIMUM OF 48" A.F.F.
SD	WALL MOUNTED PHOTOELECTRIC SMOKE DETECTOR.
SD	CEILING MOUNTED PHOTOELECTRIC SMOKE DETECTOR.
HD	CEILING MOUNTED HEAT DETECTOR.
DD	DUCT DETECTOR-FURNISHED AND INSTALLED BY THE FIRE ALARM CONTRACTOR. COORDINATE QUANTITY AND LOCATION WITH MECHANICAL PLANS.
FACP	FIRE ALARM CONTROL PANEL.
FAAP	FIRE ALARM ANNUNCIATOR PANEL.
	FUSED/NON-FUSED DISCONNECT-FUSE ALL EQUIPMENT PER MANUFACTURER RECOMMENDATION FOR THE ACTUAL EQUIPMENT FURNISHED. FURNISH NEMA-4X IN THE KITCHEN. MOUNT DISCONNECT FOR HVAC CONDENSER UNITS WITH TOP OF SWITCH AT 36" A.F.F.
WAP	WIRELESS INTERNET EQUIPMENT FURNISHED AND INSTALLED BY THE OWNER, FURNISH AND INSTALL TWO DATA CABLES.
TC	TIME CLOCK.
PE	ELECTRIC PHOTOCELL CONTACTOR.
	CAMERA - DOME STYLE IN CEILING
	CAMERA - WALL MOUNTED
1	REVISION DELTA.

SUBSCRIPTS:

GFI = GROUND FAULT CIRCUIT INTERRUPTER.
WP = WEATHER RESISTANT RECEPTACLES PER NEC.
C = CONDUIT.
EM = FIXTURE CONTAINS EMERGENCY BATTERY PACK.
NL = UNSWITCHED EMERGENCY FIXTURE.
H = MOUNT HORIZONTALLY IN MILLWORK.
EC = ELECTRICAL CONTRACTOR
AFF = ABOVE FINISHED FLOOR
AFG = ABOVE FINISHED GRADE
EPO = EMERGENCY POWER OFF

STATE OF ARKANSAS REGISTERED PROFESSIONAL ENGINEER NO. 5825 MICHAEL PRESTON HARSEY

CERTIFICATE OF AUTHORIZATION INSIGHT ENGINEERING, PLLC No. 3523 ARKANSAS

10/2/2026

Dirtworks
561 SEVENTH AVENUE FLOOR 11
NEW YORK, NY 10018
(212) 589 2263

WER ARCHITECTS
901 WEST THIRD STREET
LITTLE ROCK, AR 72201
(501) 374 5300

CONSULTANTS

CIVIL ENGINEERS
CRAFTON TULL & ASSOCIATES, INC.
901 N. 47TH STREET, SUITE 400
ROGERS, AR 72756
(479) 636 4838

MEP ENGINEERS
INSIGHT ENGINEERING
322 S STATE STREET, STE 201
LITTLE ROCK, AR 72201
(501) 237 3077

STRUCTURAL ENGINEERS
ENFRA TME, LLC
BUILDING 2, 1 ALLIED DRIVE, STE 2600
LITTLE ROCK, AR 72202
(501) 666 6776

FOOD SERVICE CONSULTANT
MCKAY-LANE CONSULTING, LTD
1807 DODSON AVE
FT. SMITH, AR 72901
(479) 629 4572

ACOUSTICAL ENGINEERS
ACENTECH
620 W. GERMANTOWN PIKE, STE. 210
PLYMOUTH MEETING PA 19462
(215) 245 8244

PROJECT TITLE

CENTRAL HOUSE & GARDEN

BENTONVILLE, AR

PROJECT NUMBER: 31483

#	ISSUED FOR	DATE
	FINAL CD's	10/2/2026

KEY PLAN

SIGN & SEAL

DRAWN BY

CHECKED BY

SHEET TITLE

GENERAL NOTES AND LEGEND - ELECTRICAL

SHEET NUMBER

E001

DEMOLITION GENERAL NOTES

1. WITHIN HATCHED AREA OF PLANS: REMOVE ALL WALL/CEILING MOUNTED ELECTRICAL DEVICES (DISCONNECTS, RECEPTACLES, POWER CONNECTIONS, POKE-THROUGHS, ETC.) SYSTEMS DEVICES (FIRE ALARMS, DATA, TELECOMMUNICATION OUTLETS, ETC.), LIGHTING FIXTURES, SWITCHES, ALL ASSOCIATED WIRING AND RESPECTIVE RACEWAYS, AND PANELBOARDS. OWNER SHALL HAVE THE RIGHT TO REFUSAL OF ALL EQUIPMENT AND DEVICES.
2. OWNER SHALL RESERVE THE RIGHT TO CLAIM ALL EQUIPMENT AND CABLING REMOVED DURING THE DEMOLITION.

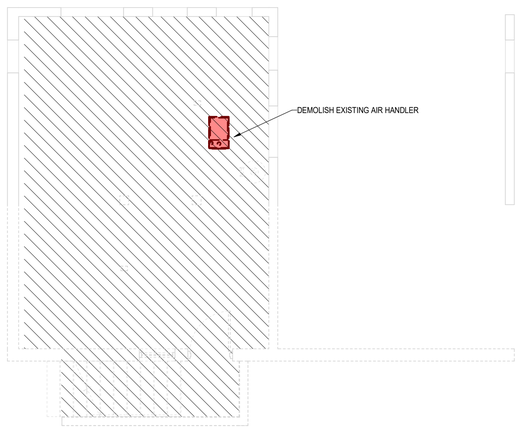

1 DEMOLITION PLAN - BASEMENT - ELECTRICAL
3/16" = 1'-0"

N

STATE OF ARKANSAS REGISTERED PROFESSIONAL ENGINEER NO. 5822 MICHAEL PRESTON HARVEY
10/2/2026

CERTIFICATE OF AUTHORIZATION INSIGHT ENGINEERING, PLLC No. 3523 ARKANSAS

Dirtworks
561 SEVENTH AVENUE FLOOR 11
NEW YORK, NY 10018
(212) 589 2263

WER ARCHITECTS
901 WEST THIRD STREET
LITTLE ROCK, AR 72201
(501) 374 5300

CONSULTANTS

CIVIL ENGINEERS
CRAFTON TULL & ASSOCIATES, INC.
901 N. 47TH STREET, SUITE 400
ROGERS, AR 72756
(479) 636 4838

MEP ENGINEERS
INSIGHT ENGINEERING
322 S STATE STREET, STE 201
LITTLE ROCK, AR 72201
(501) 237 3077

STRUCTURAL ENGINEERS
ENFRA TME, LLC
BUILDING 2, 1 ALLIED DRIVE, STE 2600
LITTLE ROCK, AR 72202
(501) 666 6776

FOOD SERVICE CONSULTANT
MCKAY-LANE CONSULTING, LTD
1807 DODSON AVE
FT. SMITH, AR 72901
(479) 629 4572

ACOUSTICAL ENGINEERS
ACENTECH
620 W. GERMANTOWN PIKE, STE. 210
PLYMOUTH MEETING PA 19462
(215) 245 8244

PROJECT TITLE

CENTRAL HOUSE & GARDEN

BENTONVILLE, AR

PROJECT NUMBER: 31483

#	ISSUED FOR	DATE
	FINAL CD's	10/2/2026

KEY PLAN

SIGN & SEAL

DRAWN BY

CHECKED BY

SHEET TITLE

DEMOLITION PLAN - BASEMENT - ELECTRICAL

SHEET NUMBER

E101

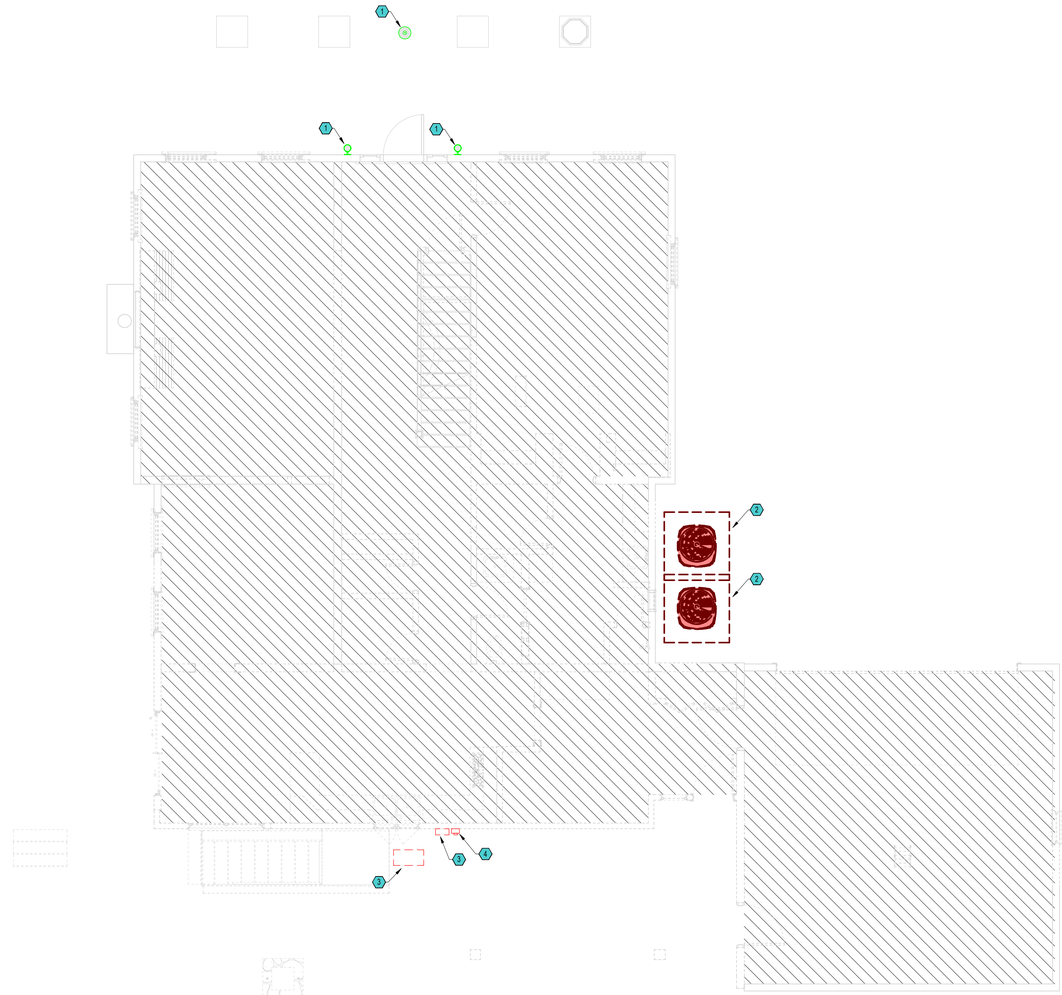

1 DEMOLITION PLAN - GROUND FLOOR - ELECTRICAL
3/16" = 1'-0"

N

DEMOLITION GENERAL NOTES

1. WITHIN HATCHED AREA OF PLANS: REMOVE ALL WALL/CEILING MOUNTED ELECTRICAL DEVICES (DISCONNECTS, RECEPTACLES, POWER CONNECTIONS, POKE-THROUGHS, ETC.) SYSTEMS DEVICES (FIRE ALARMS, DATA, TELECOMMUNICATION OUTLETS, ETC.), LIGHTING FIXTURES, SWITCHES, ALL ASSOCIATED WIRING AND RESPECTIVE RACEWAYS, AND PANELBOARDS. OWNER SHALL HAVE THE RIGHT TO REFUSAL OF ALL EQUIPMENT AND DEVICES.
2. OWNER SHALL RESERVE THE RIGHT TO CLAIM ALL EQUIPMENT AND CABLING REMOVED DURING THE DEMOLITION.

DEMOLITION KEYED NOTES

1. LIGHTING FIXTURE IS EXISTING TO REMAIN. DEMOLISH ALL SWITCHING, LIGHTING CONTROLS, WIRE, AND CONDUIT ASSOCIATED WITH FIXTURE.
2. DEMOLISH ALL DISCONNECTS, RECEPTACLES, WIRE AND CONDUIT ASSOCIATED WITH MECHANICAL UNIT.
3. DEMOLISH EXISTING GENERATOR AND ALL ASSOCIATED JUNCTION BOXES, WIRE AND CONDUIT.
4. COORDINATE WITH BENTONVILLE ELECTRIC FOR DEMOLITION OF EXISTING CT CAN AND METER BOX.

STATE OF ARKANSAS REGISTERED PROFESSIONAL ENGINEER NO. 5822 MICHAEL PRESTON HARKEY
10/2/2026

CERTIFICATE OF AUTHORIZATION INSIGHT ENGINEERING, PLLC No. 3523 ARKANSAS

Dirtworks
561 SEVENTH AVENUE FLOOR 11
NEW YORK, NY 10018
(212) 589 2263

WER ARCHITECTS
901 WEST THIRD STREET
LITTLE ROCK, AR 72201
(501) 374 5300

CONSULTANTS

CIVIL ENGINEERS
CRAFTON TULL & ASSOCIATES, INC.
901 N. 47TH STREET, SUITE 400
ROGERS, AR 72756
(479) 636 4838

MEP ENGINEERS
INSIGHT ENGINEERING
322 S STATE STREET, STE 201
LITTLE ROCK, AR 72201
(501) 237 3077

STRUCTURAL ENGINEERS
ENFRA TME, LLC
BUILDING 2, 1 ALLIED DRIVE, STE 2600
LITTLE ROCK, AR 72202
(501) 666 6776

FOOD SERVICE CONSULTANT
MCKAY-LANE CONSULTING, LTD
1807 DODSON AVE
FT. SMITH, AR 72901
(479) 629 4572

ACOUSTICAL ENGINEERS
ACENTECH
620 W. GERMANTOWN PIKE, STE. 210
PLYMOUTH MEETING PA 19462
(215) 245 8244

PROJECT TITLE

CENTRAL HOUSE & GARDEN

BENTONVILLE, AR

PROJECT NUMBER: 31483

#	ISSUED FOR	DATE
	FINAL CD's	10/2/2026

KEY PLAN

SIGN & SEAL

DRAWN BY

CHECKED BY

SHEET TITLE

DEMOLITION PLAN - FIRST FLOOR - ELECTRICAL

SHEET NUMBER

E102

DEMOLITION GENERAL NOTES

1. WITHIN HATCHED AREA OF PLANS: REMOVE ALL WALL/CEILING MOUNTED ELECTRICAL DEVICES (DISCONNECTS, RECEPTACLES, POWER CONNECTIONS, POKE-THROUGHS, ETC.) SYSTEMS DEVICES (FIRE ALARMS, DATA, TELECOMMUNICATION OUTLETS, ETC.), LIGHTING FIXTURES, SWITCHES, ALL ASSOCIATED WIRING AND RESPECTIVE RACEWAYS, AND PANELBOARDS. OWNER SHALL HAVE THE RIGHT TO REFUSAL OF ALL EQUIPMENT AND DEVICES.
2. OWNER SHALL RESERVE THE RIGHT TO CLAIM ALL EQUIPMENT AND CABLING REMOVED DURING THE DEMOLITION.

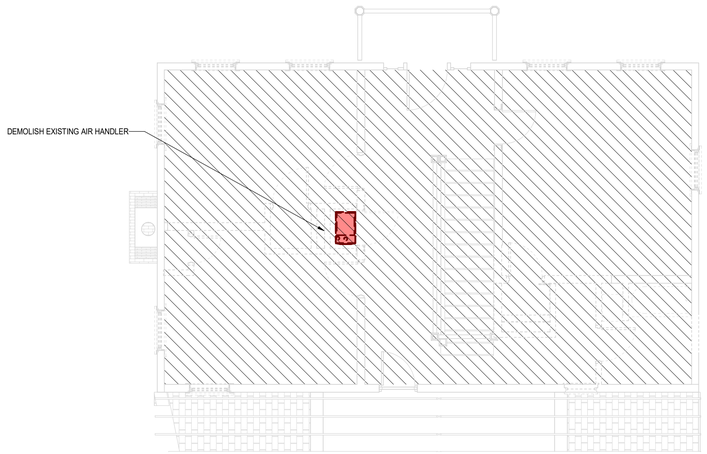

1 DEMOLITION PLAN - SECOND FLOOR - ELECTRICAL
3/16" = 1'-0"

STATE OF ARKANSAS REGISTERED PROFESSIONAL ENGINEER NO. 3523 CHASE PRESTON HARRIS 10/2/2026

CERTIFICATE OF AUTHORIZATION INSIGHT ENGINEERING, PLLC No. 3523 ARKANSAS

Dirtworks
561 SEVENTH AVENUE FLOOR 11
NEW YORK, NY 10018
(212) 589 2263

WER ARCHITECTS
901 WEST THIRD STREET
LITTLE ROCK, AR 72201
(501) 374 5300

CONSULTANTS

CIVIL ENGINEERS
CRAFTON TULL & ASSOCIATES, INC.
901 N. 47TH STREET, SUITE 400
ROGERS, AR 72756
(479) 636 4838

MEP ENGINEERS
INSIGHT ENGINEERING
322 S STATE STREET, STE 201
LITTLE ROCK, AR 72201
(501) 237 3077

STRUCTURAL ENGINEERS
ENFRA TME, LLC
BUILDING 2, 1 ALLIED DRIVE, STE 2600
LITTLE ROCK, AR 72202
(501) 666 6776

FOOD SERVICE CONSULTANT
MCKAY-LANE CONSULTING, LTD
1807 DODSON AVE
FT. SMITH, AR 72901
(479) 629 4572

ACOUSTICAL ENGINEERS
ACENTECH
620 W. GERMANTOWN PIKE, STE. 210
PLYMOUTH MEETING PA 19462
(215) 245 8244

PROJECT TITLE

CENTRAL HOUSE & GARDEN

BENTONVILLE, AR

PROJECT NUMBER: 31483

#	ISSUED FOR	DATE
	FINAL CD's	10/2/2026

KEY PLAN

SIGN & SEAL

DRAWN BY

CHECKED BY

SHEET TITLE

DEMOLITION PLAN - SECOND FLOOR - ELECTRICAL

SHEET NUMBER

E103

1 SITE PLAN - ELECTRICAL
1" = 40'-0"

GENERAL NOTES

1. THE CONTRACTOR SHALL BE RESPONSIBLE FOR DELIVERY OF SERVICE TO THE NEW BUILDING COORDINATE ALL REQUIREMENTS AND COSTS AND LABOR W/ LOCAL UTILITY PRIOR TO BID. ALL COST ASSOCIATED W/ THE DELIVERY OF ELECTRICAL SERVICE SHALL BE INCLUDED AS A PART OF THIS CONTRACT. REFER TO SPECIFICATIONS FOR ADDITIONAL REQUIREMENTS.
2. COORDINATE WITH ALL OTHER DISCIPLINES UTILITIES PRIOR TO TRENCHING.
3. REFER TO SHEET E401 FOR ALL WIRE AND CONDUIT SIZES.
4. REFER TO SHEET L-230 LIGHTING PLAN - SITE FROM DIRTWORKS FOR EXACT FIXTURE LOCATIONS.

KEYED NOTES

1. EXISTING THREE PHASE OVERHEAD UTILITY POWER POLE.
2. EXISTING OVERHEAD UTILITY POWER POLE, COORDINATE WITH UTILITY TO UPGRADE OF POLE TO THREE PHASE.
3. EXISTING OVER HEAD UTILITY POWER LINE CONTINUES ON F STREET.
4. COORDINATE EXACT TRENCHING PATH WITH BENTONVILLE ELECTRIC COMPANY PRIOR TO TRENCHING. CONDUIT PATH IS FOR DIAGRAMMATIC PURPOSES ONLY.
5. SINGLE TRENCH, MULTIPLE CONDUITS
6. PROPOSED NEW UTILITY PROVIDED PAD MOUNTED SERVICE ENTRANCE TRANSFORMER.
7. PANELBOARD SHALL BE MOUNTED ON STRUCTURE OF THE BRIDGE. COORDINATE EXACT LOCATION WITH ARCHITECT PRIOR TO ROUGH IN.
8. PANELBOARD SHALL BE MOUNTED ON EXTERIOR WALL OF BUILDING. COORDINATE EXACT LOCATION WITH ARCHITECT PRIOR TO ROUGH IN.
9. PANELBOARD SHALL BE POST-MOUNTED IN A LOCATION OBSCURED FROM PUBLIC PEDESTRIAN SIGHTLINES. COORDINATE EXACT LOCATION WITH ARCHITECT PRIOR TO ROUGH IN.

STATE OF ARKANSAS REGISTERED PROFESSIONAL ENGINEER NO. 5822 MICHAEL PRESTON HARKEY
10/2/2026

CERTIFICATE OF AUTHORIZATION INSIGHT ENGINEERING, PLLC No. 3523 ARKANSAS

Dirtworks
561 SEVENTH AVENUE FLOOR 11
NEW YORK, NY 10018
(212) 589 2263

WER ARCHITECTS
901 WEST THIRD STREET
LITTLE ROCK, AR 72201
(501) 374 5300

CONSULTANTS

CIVIL ENGINEERS
CRAFTON TULL & ASSOCIATES, INC.
901 N. 47TH STREET, SUITE 400
ROGERS, AR 72756
(479) 636 4838

MEP ENGINEERS
INSIGHT ENGINEERING
322 S STATE STREET, STE 201
LITTLE ROCK, AR 72201
(501) 237 3077

STRUCTURAL ENGINEERS
ENFRA TME, LLC
BUILDING 2, 1 ALLIED DRIVE, STE 2600
LITTLE ROCK, AR 72202
(501) 666 6776

FOOD SERVICE CONSULTANT
MCKAY-LANE CONSULTING, LTD
1807 DODSON AVE
FT. SMITH, AR 72901
(479) 629 4572

ACOUSTICAL ENGINEERS
ACENTECH
620 W. GERMANTOWN PIKE, STE. 210
PLYMOUTH MEETING PA 19462
(215) 245 8244

PROJECT TITLE

CENTRAL HOUSE & GARDEN

BENTONVILLE, AR

PROJECT NUMBER: 31483

#	ISSUED FOR	DATE
	FINAL CD's	10/2/2026

KEY PLAN

SIGN & SEAL

DRAWN BY

CHECKED BY

SHEET TITLE

SITE PLAN - ELECTRICAL

SHEET NUMBER

E201

GENERAL NOTES

1. ALL CEILING MOUNTED DEVICES SHALL BE CENTERED IN THE CEILING TILE. ALL DEVICES IN HARD CEILING SHALL BE CENTERED IN SPACE.
2. MULTIPLE SWITCHES SHOWN TOGETHER SHALL BE GANGED TOGETHER UNDER A COMMON COVER PLATE OR PROVIDED AS MULTI-BUTTON SWITCHES.
3. PROVIDE AN UNSWITCHED HOT LEG TO ALL EXIT SIGNS AND EMERGENCY FIXTURES.
4. MC CABLE IS NOT PERMISSIBLE IN ANY AREA OTHER THAN 6' FIXTURES WHIPS.

KEYED NOTES

1 EMERGENCY POWER VIA INVERTER PROVIDE ONE EVENLITE ELCD1008 TRANSFER DEVICE PER ROOM SWITCH.

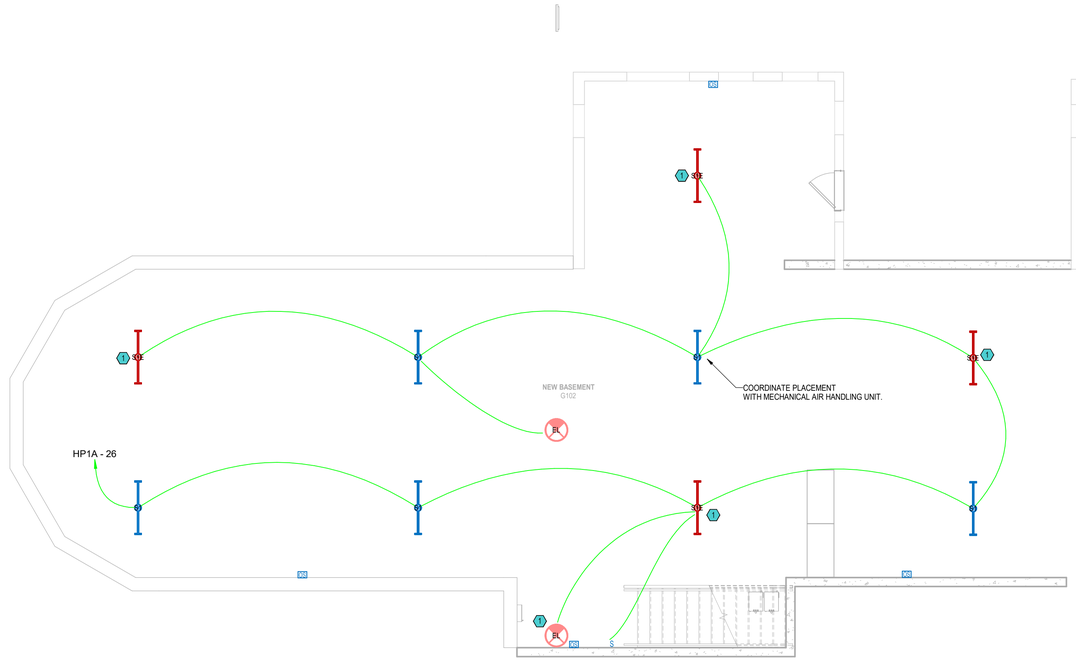

1 BASEMENT FLOOR PLAN - LIGHTING
3/16" = 1'-0"

STATE OF ARKANSAS REGISTERED PROFESSIONAL ENGINEER NO. 30224 MICHAEL PRESTON HARRIS 10/2/2026

CERTIFICATE OF AUTHORIZATION INSIGHT ENGINEERING, PLLC No. 3524 ARKANSAS

Dirtworks
561 SEVENTH AVENUE FLOOR 11
NEW YORK, NY 10018
(212) 589 2263

WER ARCHITECTS
901 WEST THIRD STREET
LITTLE ROCK, AR 72201
(501) 374 5300

CONSULTANTS

CIVIL ENGINEERS
CRAFTON TULL & ASSOCIATES, INC.
901 N. 47TH STREET, SUITE 400
ROGERS, AR 72756
(479) 636 4838

MEP ENGINEERS
INSIGHT ENGINEERING
322 S STATE STREET, STE 201
LITTLE ROCK, AR 72201
(501) 237 3077

STRUCTURAL ENGINEERS
ENFRA TME, LLC
BUILDING 2, 1 ALLIED DRIVE, STE 2600
LITTLE ROCK, AR 72202
(501) 666 6776

FOOD SERVICE CONSULTANT
MCKAY-LANE CONSULTING, LTD
1807 DODSON AVE
FT. SMITH, AR 72901
(479) 629 4572

ACOUSTICAL ENGINEERS
ACENTECH
620 W. GERMANTOWN PIKE, STE. 210
PLYMOUTH MEETING PA 19462
(215) 245 8244

PROJECT TITLE

CENTRAL HOUSE & GARDEN

BENTONVILLE, AR

PROJECT NUMBER: 31483

#	ISSUED FOR	DATE
	FINAL CD's	10/2/2026

KEY PLAN

SIGN & SEAL

DRAWN BY

CHECKED BY

SHEET TITLE

BASEMENT FLOOR PLAN - LIGHTING

SHEET NUMBER

E301

GENERAL NOTES

1. CONTRACTOR SHALL VERIFY DEVICE AND EQUIPMENT LOCATIONS WITH ARCHITECT PRIOR TO ROUGH-IN.
2. ELECTRICAL CONTRACTOR SHALL PROVIDE CONDUIT, OUTLET BOXES, AND JUNCTION BOXES.
3. CONTRACTOR SHALL INDICATE CIRCUIT SERVING EACH RECEPTACLE BY PROVIDING TYPE WRITTEN LABELING LOCATED ON EACH RECEPTACLE COVER PLATE.
4. ALL EXPOSED CONDUIT SHALL BE ROUTED PERPENDICULAR, PARALLEL, AND TIGHT TO COLUMNS AND BEAMS. ALL EXPOSED CONDUIT ROUTING SHALL BE COORDINATED WITH ENGINEER AND ARCHITECT PRIOR TO INSTALLATION. NO ADDITIONAL COST TO OWNER WILL BE ALLOWED FOR RELOCATING CONDUIT DUE TO THE LACK OF COORDINATION WITH ARCHITECT.
5. MC CABLE IS NOT PERMISSIBLE IN ANY AREA OTHER THAN 6' FIXTURES WHIPS.
6. ALL LOW VOLTAGE CABELING SHALL BE PLENUM RATED. ROUTE ON J-HOOKS AND SECURE TO STRUCTURE WHERE J-HOOKS ARE NOT AVAILABLE. REFER TO ARCHITECTURAL PLANS FOR WALLS TO DECK.

KEYED NOTES

1. LIGHTING INVERTER. BASIS OF DESIGN: EVENLITE - LM-1600-IP-LC-IA-OA-XX-EW-FS. COORDINATE EXACT LOCATION WITH OWNER/ARCHITECT.
2. COORDINATE KITCHEN EQUIPMENT/DEVICE MOUNTING HEIGHT/LOCATION WITH MCKAY-LANE CONSULTING AND ARCHITECT PRIOR TO ROUGH-IN.

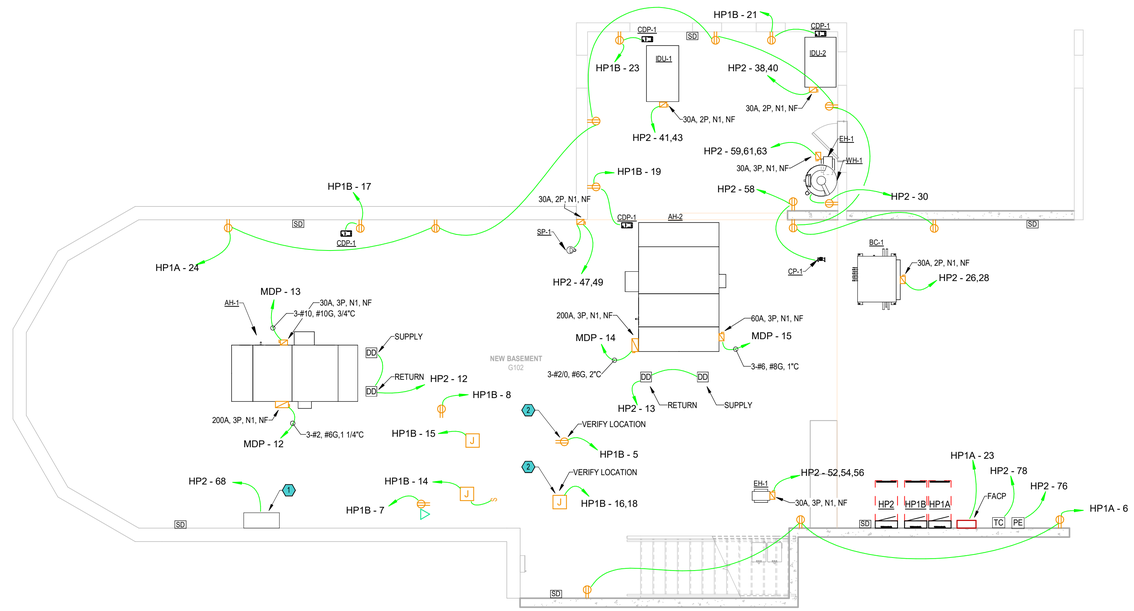

1 BASEMENT FLOOR PLAN - POWER AND SYSTEMS

3/16" = 1'-0"

N



Dirtworks
561 SEVENTH AVENUE FLOOR 11
NEW YORK, NY 10018
(212) 589 2263

WER ARCHITECTS
901 WEST THIRD STREET
LITTLE ROCK, AR 72201
(501) 374 5300

CONSULTANTS

CIVIL ENGINEERS
CRAFTON TULL & ASSOCIATES, INC.
901 N. 47TH STREET, SUITE 400
ROGERS, AR 72756
(479) 636 4838

MEP ENGINEERS
INSIGHT ENGINEERING
322 S STATE STREET, STE 201
LITTLE ROCK, AR 72201
(501) 237 3077

STRUCTURAL ENGINEERS
ENFRA TME, LLC
BUILDING 2, 1 ALLIED DRIVE, STE 2600
LITTLE ROCK, AR 72202
(501) 666 6776

FOOD SERVICE CONSULTANT
MCKAY-LANE CONSULTING, LTD
1807 DODSON AVE
FT. SMITH, AR 72901
(479) 629 4572

ACOUSTICAL ENGINEERS
ACENTECH
620 W. GERMANTOWN PIKE, STE. 210
PLYMOUTH MEETING PA 19462
(215) 245 8244

PROJECT TITLE

CENTRAL HOUSE & GARDEN

BENTONVILLE, AR

PROJECT NUMBER: 31483

#	ISSUED FOR	DATE
	FINAL CD's	10/2/2026

KEY PLAN

SIGN & SEAL

DRAWN BY

CHECKED BY

SHEET TITLE

BASEMENT FLOOR PLAN - POWER AND SYSTEMS

SHEET NUMBER

E302

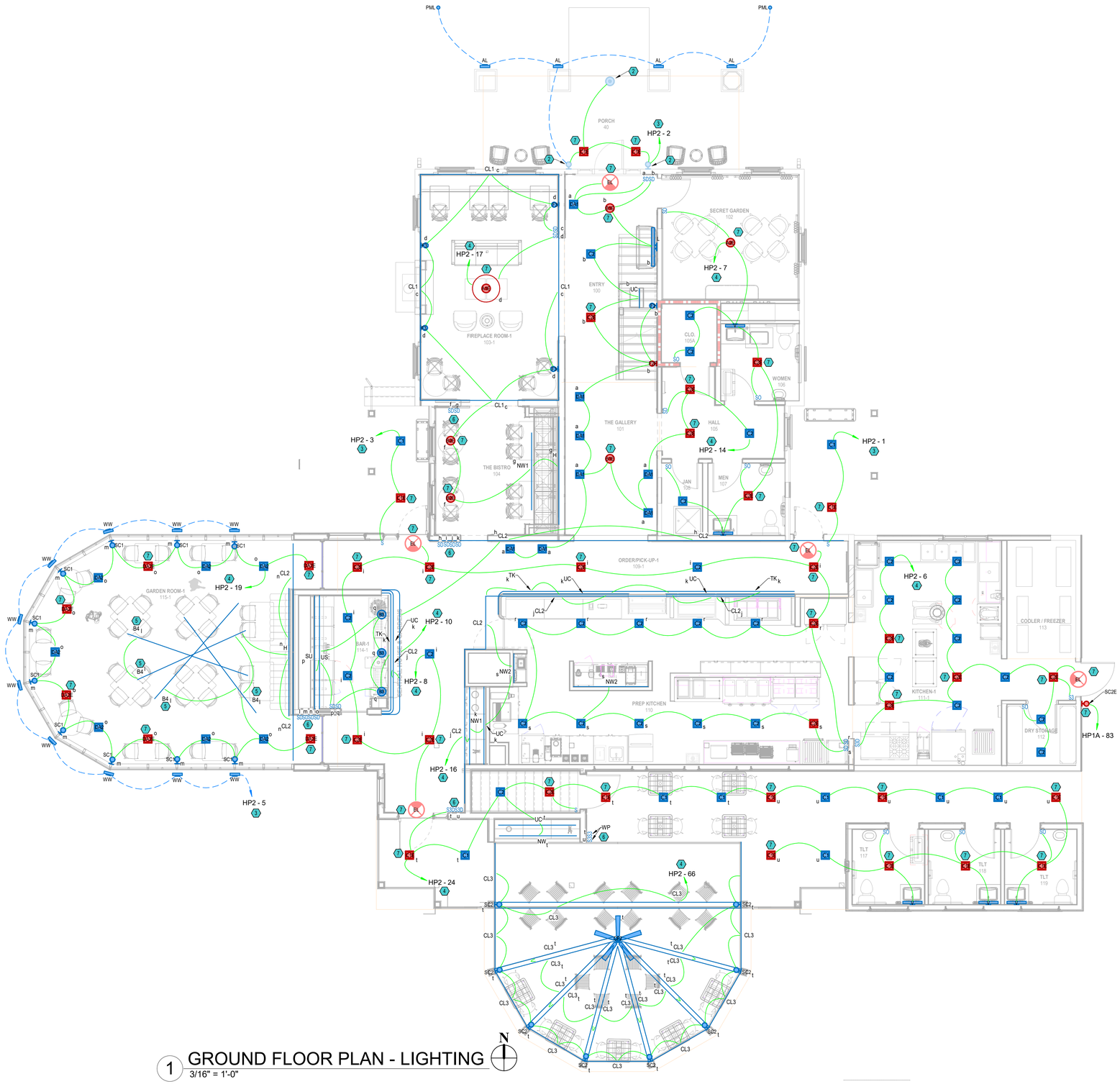

1 GROUND FLOOR PLAN - LIGHTING
3/16" = 1'-0"

GENERAL NOTES

1. MULTIPLE SWITCHES SHOWN TOGETHER SHALL BE GANGED TOGETHER UNDER A COMMON COVER PLATE OR PROVIDED AS MULTI-BUTTON SWITCHES.
2. PROVIDE AN UN-SWITCHED LINE AND NEUTRAL TO EACH ELCD DEVICE FOR EMERGENCY FIXTURES.
3. MC CABLE IS NOT PERMISSIBLE IN ANY AREA OTHER THAN 6' FIXTURES WHIPS.

KEYED NOTES

1. LIGHT FIXTURES SHALL BE WALL MOUNTED IN AN AREA THAT WILL NOT CONFLICT WITH MOVEMENT OF ELEVATOR.
2. RE-LAMP EXISTING FIXTURE.
3. LIGHTING CIRCUIT SHALL RUN THROUGH LIGHTING CONTACTOR TO ELECTRIC PHOTOCELL. COORDINATE EXACT PHOTOCELL LOCATION WITH OWNER/ARCHITECT. CONTACTOR LOCATED IN BASEMENT.
4. LIGHTING CIRCUIT SHALL RUN THROUGH ASTRONOMICAL TIME CLOCK. COORDINATE HOURS OF OPERATION WITH OWNER/ARCHITECT. TIME CLOCK LOCATED IN BASEMENT.
5. COORDINATE WITH ARCHITECT FOR EXACT HANGING POINTS ON THE RAFTERS FOR EACH FIXTURE PRIOR TO ROUGH IN.
6. ALL SWITCHES SHALL BE HARD WIRED. FOR DIAGRAMMATIC PURPOSES SWITCHING WIRES ARE NOT SHOWN.
7. EMERGENCY POWER VIA INVERTER PROVIDE ONE EVENLITE ELCD1008 TRANSFER DEVICE PER ROOM SWITCH. INVERTER LOCATED IN BASEMENT.

STATE OF ARKANSAS REGISTERED PROFESSIONAL ENGINEER NO. 5822 CHAEL PRESTON HARKEY
10/2/2026

CERTIFICATE OF AUTHORIZATION INSIGHT ENGINEERING, PLLC No. 3523 ARKANSAS

Dirtworks
561 SEVENTH AVENUE FLOOR 11
NEW YORK, NY 10018
(212) 589 2263

WER ARCHITECTS
901 WEST THIRD STREET
LITTLE ROCK, AR 72201
(501) 374 5300

CONSULTANTS

CIVIL ENGINEERS
CRAFTON TULL & ASSOCIATES, INC.
901 N. 47TH STREET, SUITE 400
ROGERS, AR 72756
(479) 636 4838

MEP ENGINEERS
INSIGHT ENGINEERING
322 S STATE STREET, STE 201
LITTLE ROCK, AR 72201
(501) 237 3077

STRUCTURAL ENGINEERS
ENFRA TME, LLC
BUILDING 2, 1 ALLIED DRIVE, STE 2600
LITTLE ROCK, AR 72202
(501) 666 6776

FOOD SERVICE CONSULTANT
MCKAY-LANE CONSULTING, LTD
1807 DODSON AVE
FT. SMITH, AR 72901
(479) 629 4572

ACOUSTICAL ENGINEERS
ACENTECH
620 W. GERMANTOWN PIKE, STE. 210
PLYMOUTH MEETING PA 19462
(215) 245 8244

PROJECT TITLE

CENTRAL HOUSE & GARDEN

BENTONVILLE, AR

PROJECT NUMBER: 31483

#	ISSUED FOR	DATE
	FINAL CD's	10/2/2026

KEY PLAN

SIGN & SEAL

DRAWN BY

CHECKED BY

SHEET TITLE

FIRST FLOOR PLAN - LIGHTING

SHEET NUMBER

E304

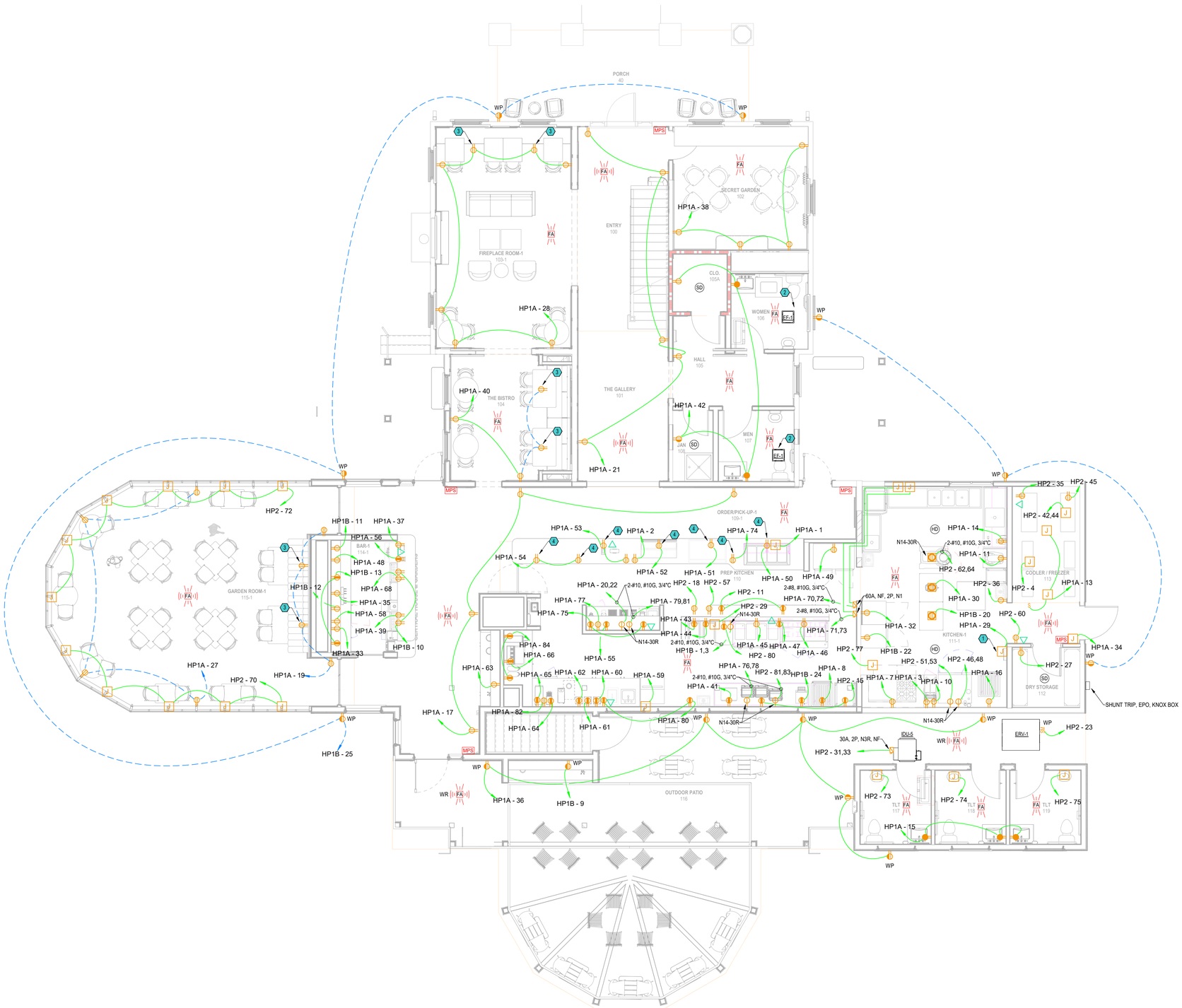

GENERAL NOTES

1. CONTRACTOR SHALL VERIFY DEVICE AND EQUIPMENT LOCATIONS WITH ARCHITECT PRIOR TO ROUGH-IN.
2. ELECTRICAL CONTRACTOR SHALL PROVIDE CONDUIT, OUTLET BOXES, AND JUNCTION BOXES.
3. CONTRACTOR SHALL INDICATE CIRCUIT SERVING EACH RECEPTACLE BY PROVIDING TYPE WRITTEN LABELING LOCATED ON EACH RECEPTACLE COVER PLATE.
4. ALL EXPOSED CONDUIT SHALL BE ROUTED PERPENDICULAR, PARALLEL, AND TIGHT TO COLUMNS AND BEAMS. ALL EXPOSED CONDUIT ROUTING SHALL BE COORDINATED WITH ENGINEER AND ARCHITECT PRIOR TO INSTALLATION. NO ADDITIONAL COST TO OWNER WILL BE ALLOWED FOR RELOCATING CONDUIT DUE TO THE LACK OF COORDINATION WITH ARCHITECT.
5. MC CABLE IS NOT PERMISSIBLE IN ANY AREA OTHER THAN 6' FIXTURES WHIPS.
6. ALL LOW VOLTAGE CABELING SHALL BE PLENUM RATED. ROUTE ON J-HOOKS AND SECURE TO STRUCTURE WHERE J-HOOKS ARE NOT AVAILABLE. REFER TO ARCHITECTURAL PLANS FOR WALLS TO DECK.
7. ALL OUTLETS IN OFFICES, LOBBY, AND CORRIDORS SHALL BE TAMPER RESISTANT.
8. COORDINATE ALL KITCHEN EQUIPMENT/DEVICE MOUNTING HEIGHTS AND CONNECTIONS WITH MCKAY-LANE CONSULTING AND ARCHITECT PRIOR TO ROUGH-IN.

KEYED NOTES

1. PROVIDE 120V/1P ELECTRICAL CONNECTION & ANSUL SYSTEM CONTROL PANEL IN KITCHEN. PROVIDE (2) 120V/1P ENCLOSED SHUNT TRIP BREAKER FOR EMERGENCY SHUT OFF OF KITCHEN STOVE & EXHAUST HOOD. PROVIDE 3/4" SOLENOID SHUT OFF VALVE ABOVE CEILING IN KITCHEN TO INTERRUPT RANGE GAS LINE. COORDINATE WITH PLUMBING PLANS FOR FINAL LOCATION & SIZE OF GAS LINE SERVING KITCHEN RANGE. PROVIDE AND INSTALL EMERGENCY SHUT DOWN CONTROLS ADJACENT TO KITCHEN STOVE.
2. EXHAUST FAN SHALL INTERLOCK WITH LIGHT SWITCHING, CONNECT FAN TO NEAREST ELECTRICAL LIGHTING CIRCUIT.
3. RECEPTACLE SHALL BE MOUNTED IN BUILT IN BENCH, COORDINATE WITH ARCHITECT FOR EXACT MOUNTING LOCATION. RECEPTACLES SHALL INCLUDE USB-A/C PORTS.
4. RECEPTACLES SHALL BE INSTALLED INSIDE COUNTER BASE, COORDINATE WITH MCKAY-LANE CONSULTING PRIOR TO ROUGH IN.

1 GROUND FLOOR PLAN - POWER AND SYSTEMS
3/16" = 1'-0"

N

STATE OF ARKANSAS REGISTERED PROFESSIONAL ENGINEER NO. 38 MICHAEL PRESTON MARSH
10/2/2026

INSIGHT ENGINEERING, PLLC No. 3523 ARKANSAS
CERTIFICATE OF AUTHORIZATION

Dirtworks
561 SEVENTH AVENUE FLOOR 11
NEW YORK, NY 10018
(212) 589 2263

WER ARCHITECTS
901 WEST THIRD STREET
LITTLE ROCK, AR 72201
(501) 374 5300

CONSULTANTS

CIVIL ENGINEERS
CRAFTON TULL & ASSOCIATES, INC.
901 N. 47TH STREET, SUITE 400
ROGERS, AR 72756
(479) 636 4838

MEP ENGINEERS
INSIGHT ENGINEERING
322 S STATE STREET, STE 201
LITTLE ROCK, AR 72201
(501) 237 3077

STRUCTURAL ENGINEERS
ENFRA TME, LLC
BUILDING 2, 1 ALLIED DRIVE, STE 2600
LITTLE ROCK, AR 72202
(501) 666 6776

FOOD SERVICE CONSULTANT
MCKAY-LANE CONSULTING, LTD
1807 DODSON AVE
FT. SMITH, AR 72901
(479) 629 4572

ACOUSTICAL ENGINEERS
ACENTECH
620 W. GERMANTOWN PIKE, STE. 210
PLYMOUTH MEETING PA 19462
(215) 245 8244

PROJECT TITLE

CENTRAL HOUSE & GARDEN

BENTONVILLE, AR

PROJECT NUMBER: 31483

#	ISSUED FOR	DATE
	FINAL CD's	10/2/2026

KEY PLAN

SIGN & SEAL

DRAWN BY

CHECKED BY

SHEET TITLE

FIRST FLOOR PLAN - POWER AND SYSTEMS

SHEET NUMBER

E305

GENERAL NOTES

1. ALL CEILING MOUNTED DEVICES SHALL BE CENTERED IN THE CEILING TILE. ALL DEVICES IN HARD CEILING SHALL BE CENTERED IN SPACE.
2. MULTIPLE SWITCHES SHOWN TOGETHER SHALL BE GANGED TOGETHER UNDER A COMMON COVER PLATE OR PROVIDED AS MULTI-BUTTON SWITCHES.
3. PROVIDE AN UNSWITCHED HOT LEG TO ALL EXIT SIGNS AND EMERGENCY FIXTURES.
4. MC CABLE IS NOT PERMISSIBLE IN ANY AREA OTHER THAN 6' FIXTURES WHIPS.

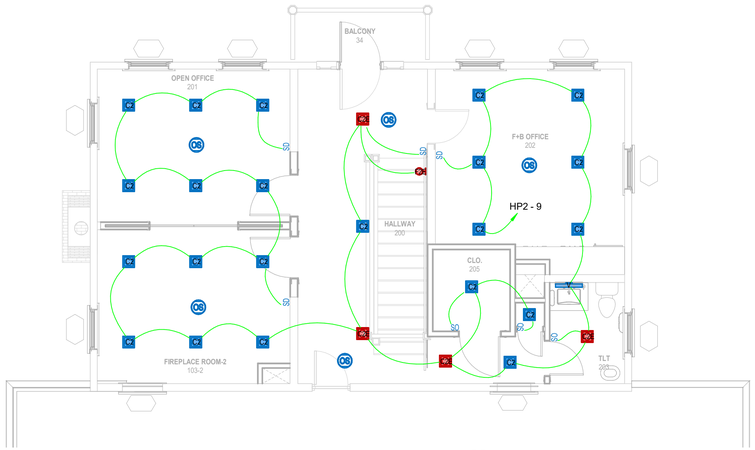

1 SECOND FLOOR PLAN - LIGHTING
3/16" = 1'-0"

N

10/2/2026

Dirtworks
561 SEVENTH AVENUE FLOOR 11
NEW YORK, NY 10018
(212) 589 2263

WER ARCHITECTS
901 WEST THIRD STREET
LITTLE ROCK, AR 72201
(501) 374 5300

CONSULTANTS

CIVIL ENGINEERS
CRAFTON TULL & ASSOCIATES, INC.
901 N. 47TH STREET, SUITE 400
ROGERS, AR 72756
(479) 636 4838

MEP ENGINEERS
INSIGHT ENGINEERING
322 S STATE STREET, STE 201
LITTLE ROCK, AR 72201
(501) 237 3077

STRUCTURAL ENGINEERS
ENFRA TME, LLC
BUILDING 2, 1 ALLIED DRIVE, STE 2600
LITTLE ROCK, AR 72202
(501) 666 6776

FOOD SERVICE CONSULTANT
MCKAY-LANE CONSULTING, LTD
1807 DODSON AVE
FT. SMITH, AR 72901
(479) 629 4572

ACOUSTICAL ENGINEERS
ACENTECH
620 W. GERMANTOWN PIKE, STE. 210
PLYMOUTH MEETING PA 19462
(215) 245 8244

PROJECT TITLE

CENTRAL HOUSE & GARDEN

BENTONVILLE, AR

PROJECT NUMBER: 31483

#	ISSUED FOR	DATE
	FINAL CD's	10/2/2026

KEY PLAN

SIGN & SEAL

DRAWN BY

CHECKED BY

SHEET TITLE

SECOND FLOOR PLAN - LIGHTING

SHEET NUMBER

E307

1 SECOND FLOOR PLAN - POWER AND SYSTEMS
3/16" = 1'-0"

N

GENERAL NOTES

1. CONTRACTOR SHALL VERIFY DEVICE AND EQUIPMENT LOCATIONS WITH ARCHITECT PRIOR TO ROUGH-IN.
2. ELECTRICAL CONTRACTOR SHALL PROVIDE CONDUIT, OUTLET BOXES, AND JUNCTION BOXES.
3. CONTRACTOR SHALL INDICATE CIRCUIT SERVING EACH RECEPTACLE BY PROVIDING TYPE WRITTEN LABELING LOCATED ON EACH RECEPTACLE COVER PLATE.
4. ALL EXPOSED CONDUIT SHALL BE ROUTED PERPENDICULAR, PARALLEL, AND TIGHT TO COLUMNS AND BEAMS. ALL EXPOSED CONDUIT ROUTING SHALL BE COORDINATED WITH ENGINEER AND ARCHITECT PRIOR TO INSTALLATION. NO ADDITIONAL COST TO OWNER WILL BE ALLOWED FOR RELOCATING CONDUIT DUE TO THE LACK OF COORDINATION WITH ARCHITECT.
5. MC CABLE IS NOT PERMISSIBLE IN ANY AREA OTHER THAN 6' FIXTURES WHIPS.
6. ALL LOW VOLTAGE CABELING SHALL BE PLENUM RATED. ROUTE ON J-HOOKS AND SECURE TO STRUCTURE WHERE J-HOOKS ARE NOT AVAILABLE. REFER TO ARCHITECTURAL PLANS FOR WALLS TO DECK.
7. ALL OUTLETS IN OFFICES, LOBBY, AND CORRIDORS SHALL BE TAMPER RESISTANT.

KEYED NOTES

1. MOUNT AT 43" AFF.
2. EXHAUST FAN SHALL INTERLOCK WITH LIGHT SWITCHING, CONNECT FAN TO NEAREST ELECTRICAL LIGHTING CIRCUIT.

STATE OF ARKANSAS REGISTERED PROFESSIONAL ENGINEER NO. 5822 MICHAEL PRESTON HARVEY
10/2/2026

CERTIFICATE OF AUTHORIZATION INSIGHT ENGINEERING, PLLC No. 3523 ARKANSAS

Dirtworks
561 SEVENTH AVENUE FLOOR 11
NEW YORK, NY 10018
(212) 589 2263

WER ARCHITECTS
901 WEST THIRD STREET
LITTLE ROCK, AR 72201
(501) 374 5300

CONSULTANTS

CIVIL ENGINEERS
CRAFTON TULL & ASSOCIATES, INC.
901 N. 47TH STREET, SUITE 400
ROGERS, AR 72756
(479) 636 4838

MEP ENGINEERS
INSIGHT ENGINEERING
322 S STATE STREET, STE 201
LITTLE ROCK, AR 72201
(501) 237 3077

STRUCTURAL ENGINEERS
ENFRA TME, LLC
BUILDING 2, 1 ALLIED DRIVE, STE 2600
LITTLE ROCK, AR 72202
(501) 666 6776

FOOD SERVICE CONSULTANT
MCKAY-LANE CONSULTING, LTD
1807 DODSON AVE
FT. SMITH, AR 72901
(479) 629 4572

ACOUSTICAL ENGINEERS
ACENTECH
620 W. GERMANTOWN PIKE, STE. 210
PLYMOUTH MEETING PA 19462
(215) 245 8244

PROJECT TITLE

CENTRAL HOUSE & GARDEN
BENTONVILLE, AR

PROJECT NUMBER: 31483

#	ISSUED FOR	DATE
	FINAL CD's	10/2/2026

KEY PLAN

SIGN & SEAL

DRAWN BY

CHECKED BY

SHEET TITLE

SECOND FLOOR PLAN - POWER AND SYSTEMS

SHEET NUMBER

E308

ELECTRICAL SERVICE SCOPE:

THE CONTRACTOR SHALL BE RESPONSIBLE FOR DELIVERY OF SERVICE TO THE NEW BUILDING COORDINATE ALL REQUIREMENTS AND COSTS AND LABOR W/ LOCAL UTILITY PRIOR TO BID. ALL COST ASSOCIATED W/ THE DELIVERY OF ELECTRICAL SERVICE SHALL BE INCLUDED AS A PART OF THIS CONTRACT. REFER TO SPECIFICATIONS FOR ADDITIONAL REQUIREMENTS.

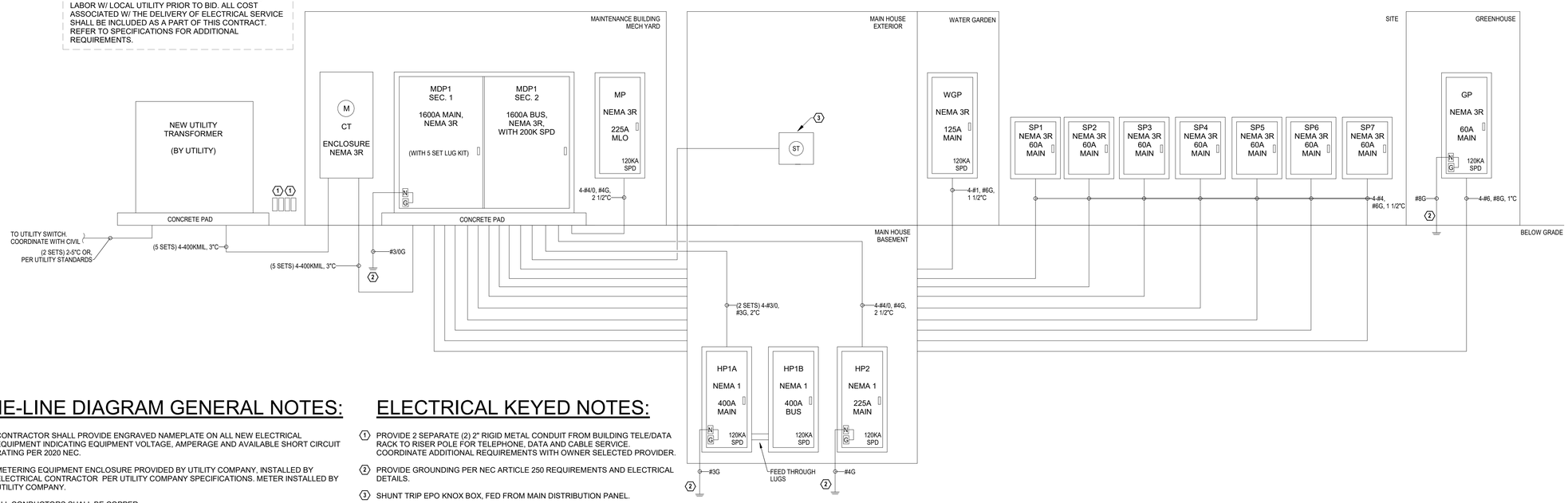

ONE-LINE DIAGRAM GENERAL NOTES:

A. CONTRACTOR SHALL PROVIDE ENGRAVED NAMEPLATE ON ALL NEW ELECTRICAL EQUIPMENT INDICATING EQUIPMENT VOLTAGE, AMPERAGE AND AVAILABLE SHORT CIRCUIT RATING PER 2020 NEC.

B. METERING EQUIPMENT ENCLOSURE PROVIDED BY UTILITY COMPANY, INSTALLED BY ELECTRICAL CONTRACTOR PER UTILITY COMPANY SPECIFICATIONS. METER INSTALLED BY UTILITY COMPANY.

C. ALL CONDUCTORS SHALL BE COPPER.

D. ACCORDING TO BENTONVILLE MUNICIPAL CODE SECTION 14-163 ALL SECONDARY UNDERGROUND ELECTRICAL FEEDERS SHALL BE A MINIMUM OF 24" DEEP FROM THE CITY CONNECTION TO THE STRUCTURE IT SERVES.

ELECTRICAL KEYED NOTES:

1. PROVIDE 2 SEPARATE (2) 2" RIGID METAL CONDUIT FROM BUILDING TELE/DATA RACK TO RISER POLE FOR TELEPHONE, DATA AND CABLE SERVICE. COORDINATE ADDITIONAL REQUIREMENTS WITH OWNER SELECTED PROVIDER.
2. PROVIDE GROUNDING PER NEC ARTICLE 250 REQUIREMENTS AND ELECTRICAL DETAILS.
3. SHUNT TRIP EPO KNOX BOX, FED FROM MAIN DISTRIBUTION PANEL.

1 ELECTRICAL RISER DIAGRAM

NOT TO SCALE:

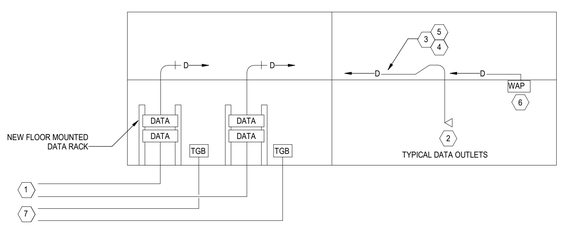

DATA/TELE GENERAL NOTES:

1. REFER TO SYSTEMS PLANS FOR EXACT QUANTITIES AND PLACEMENT OF FIRE ALARM DEVICES.
2. PROVIDE PLASTIC BUSHING ON EACH CONDUIT TERMINATION STUB UP.
3. ALL CABLES SHALL BE PLENUM RATED.
4. PROVIDE DEDICATED SYSTEM SLEEVES WITHIN EACH WALL AS REQUIRED.
5. CONDUIT FROM ALL DATA COMMUNICATIONS OUTLETS SHALL BE ROUTED AS FOLLOWS:
   A. ACCESSIBLE CEILING: CONDUIT MAY BE STUBBED TO ABOVE ACCESSIBLE CEILING AND ROUTED USING STRAPS OR D HOOKS TO DATA RACK.
   B. GYPSUM OR EXPOSED CEILING: CONDUIT SHALL BE RUN TO NEAREST ACCESSIBLE CEILING AND ROUTED USING STRAPS OR D HOOKS.
6. OWNER FURNISHED, CONTRACTOR INSTALLED: RACKS, SWITCHES, NETWORK HARDWARE AND EQUIPMENT.
7. CONTRACTOR FURNISHED, CONTRACTOR INSTALLED: PATCH PANELS, CABLING, JACKS, FACEPLATES, AND TERMINATIONS.
8. CONTRACTOR SHALL PROVIDE ALL TESTING.

DATA/TELE KEYED NOTES:

1. PROVIDE 2 SEPARATE (2) 2" PVC SCHEDULE 80 CONDUIT FROM BUILDING TELE/DATA RACK TO RISER POLE FOR TELEPHONE, DATA AND CABLE SERVICE.
2. TYPICAL DATA/VOICE OUTLET. QUANTITIES OF JACKS OR CONNECTORS AS INDICATED ON PLANS. IF NO QUANTITY IS SHOWN, PROVIDE AND INSTALL 2 JACKS.
3. MINIMUM CONDUIT DROP SIZE TO ALL DATA OUTLETS SHALL BE 1" EMT AND SHALL EXTEND FROM OUTLET BOX TO ABOVE ACCESSIBLE CEILING.
4. ALL CABLE TO BE PLENUM RATED AND ROUTED IN STRAPS OR D-HOOKS.
5. ALL DATA CONDUCTORS SHALL BE CAT-6 AND SHALL HOME-RUN TO NEW PATCH PANELS IN RACK. ALL CABLE TO BE PLENUM RATED AND ROUTED IN STRAPS OR D-HOOKS.
6. TYPICAL WIRELESS ACCESS POINT. CONTRACTOR TO RUN 1-CAT-6 TO JUNCTION BOX IN CEILING. WAP PROVIDED BY OWNER.
7. TELEPHONE GROUND BAR BONDED BACK TO SERVICE ENTRANCE GROUND WITH #1/0AWG IN EMT.

3 TELE/DATA RISER DIAGRAM

NOT TO SCALE:

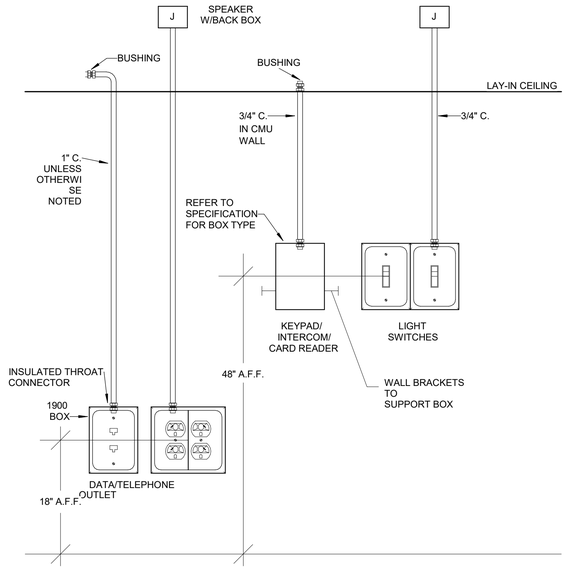

NOTE: COORDINATE EXACT LOCATION OF ALL DEVICES WITH ARCHITECT PRIOR TO ROUGH-IN.

2 TYPICAL DEVICE ELEVATIONS

NOT TO SCALE:

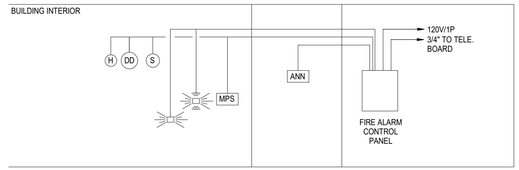

FIRE ALARM GENERAL NOTES:

1. REFER TO SYSTEMS PLANS FOR EXACT QUANTITIES AND PLACEMENT OF FIRE ALARM DEVICES.
2. PROVIDE PLASTIC BUSHING ON EACH CONDUIT TERMINATION STUB UP.
3. ALL CABLES SHALL BE PLENUM RATED.
4. PROVIDE DEDICATED SYSTEM SLEEVES WITHIN EACH WALL AS REQUIRED.
5. FIRE ALARM WIRING SHALL BE PER THE FIRE ALARM SYSTEM MANUFACTURERS RECOMMENDATIONS.
6. ALL FIRE ALARM CIRCUITRY SHALL BE IN MINIMUM 3/4"C.
7. ALL FIRE ALARM JUNCTION BOXES TO BE PAINTED RED.
8. CONTRACTOR SHALL COORDINATE WITH ELEVATOR VENDOR REGARDING ALL ELEVATOR CONNECTIONS.
9. PROVIDE AIMS FOR ELEVATORS AND FIRE PROTECTION AS REQUIRED.

4 FIRE ALARM RISER DIAGRAM

NOT TO SCALE:

STATE OF ARKANSAS REGISTERED PROFESSIONAL ENGINEER NO. 5825 MICHAEL PRESTON WARREN 10/2/2026

INSIGHT ENGINEERING, PLLC No. 3523 CERTIFICATE OF AUTHORIZATION ARKANSAS

Dirtworks
561 SEVENTH AVENUE FLOOR 11
NEW YORK, NY 10018
(212) 589 2263

WER ARCHITECTS
901 WEST THIRD STREET
LITTLE ROCK, AR 72201
(501) 374 5300

CONSULTANTS

CIVIL ENGINEERS
CRAFTON TULL & ASSOCIATES, INC.
901 N. 47TH STREET, SUITE 400
ROGERS, AR 72756
(479) 636 4838

MEP ENGINEERS
INSIGHT ENGINEERING
322 S STATE STREET, STE 201
LITTLE ROCK, AR 72201
(501) 237 3077

STRUCTURAL ENGINEERS
ENFRA TME, LLC
BUILDING 2, 1 ALLIED DRIVE, STE 2600
LITTLE ROCK, AR 72202
(501) 666 6776

FOOD SERVICE CONSULTANT
MCKAY-LANE CONSULTING, LTD
1807 DODSON AVE
FT. SMITH, AR 72901
(479) 629 4572

ACOUSTICAL ENGINEERS
ACENTECH
620 W. GERMANTOWN PIKE, STE. 210
PLYMOUTH MEETING PA 19462
(215) 245 8244

PROJECT TITLE

CENTRAL HOUSE & GARDEN

BENTONVILLE, AR

PROJECT NUMBER: 31483

#	ISSUED FOR	DATE
	FINAL CD's	10/2/2026

KEY PLAN

SIGN & SEAL

DRAWN BY

CHECKED BY

SHEET TITLE

DETAILS AND DIAGRAMS - ELECTRICAL

SHEET NUMBER

E401

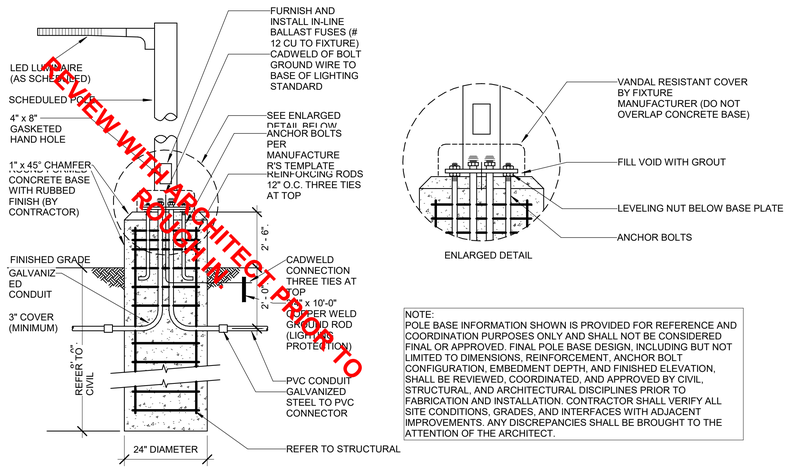

NOTE:
POLE BASE INFORMATION SHOWN IS PROVIDED FOR REFERENCE AND COORDINATION PURPOSES ONLY AND SHALL NOT BE CONSIDERED FINAL OR APPROVED. FINAL POLE BASE DESIGN, INCLUDING BUT NOT LIMITED TO DIMENSIONS, REINFORCEMENT, ANCHOR BOLT CONFIGURATION, EMBEDMENT DEPTH, AND FINISHED ELEVATION, SHALL BE REVIEWED, COORDINATED, AND APPROVED BY CIVIL, STRUCTURAL, AND ARCHITECTURAL DISCIPLINES PRIOR TO FABRICATION AND INSTALLATION. CONTRACTOR SHALL VERIFY ALL SITE CONDITIONS, GRADES, AND INTERFACES WITH ADJACENT IMPROVEMENTS. ANY DISCREPANCIES SHALL BE BROUGHT TO THE ATTENTION OF THE ARCHITECT.

1 CONCRETE POLE BASE DETAIL LED LUMINAIRE (TYP.)
NOT TO SCALE:

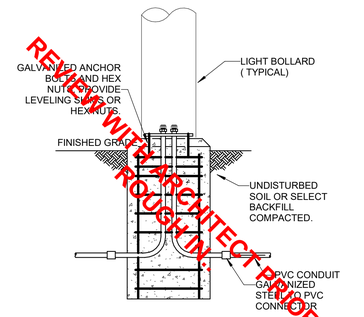

NOTE:
POLE BASE INFORMATION SHOWN IS PROVIDED FOR REFERENCE AND COORDINATION PURPOSES ONLY AND SHALL NOT BE CONSIDERED FINAL OR APPROVED. FINAL POLE BASE DESIGN, INCLUDING BUT NOT LIMITED TO DIMENSIONS, REINFORCEMENT, ANCHOR BOLT CONFIGURATION, EMBEDMENT DEPTH, AND FINISHED ELEVATION, SHALL BE REVIEWED, COORDINATED, AND APPROVED BY CIVIL, STRUCTURAL, AND ARCHITECTURAL DISCIPLINES PRIOR TO FABRICATION AND INSTALLATION. CONTRACTOR SHALL VERIFY ALL SITE CONDITIONS, GRADES, AND INTERFACES WITH ADJACENT IMPROVEMENTS. ANY DISCREPANCIES SHALL BE BROUGHT TO THE ATTENTION OF THE ARCHITECT.

2 CONCRETE BASE BOLLARD
NOT TO SCALE:

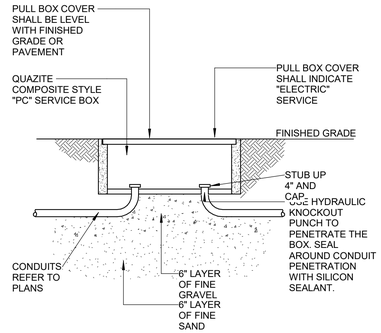

3 PULL BOX DETAIL
NOT TO SCALE:

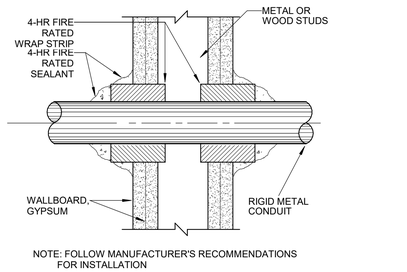

NOTE: FOLLOW MANUFACTURER'S RECOMMENDATIONS FOR INSTALLATION

4 1 AND 2 HR. GYPSUM WALLBOARD PIPE PENETRATION
NOT TO SCALE:

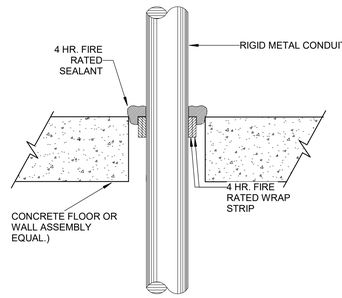

NOTE: FOLLOW MANUFACTURER'S RECOMMENDATIONS FOR INSTALLATION.

5 2-4 HR. PENETRATIONS FOR CONCRETE
NOT TO SCALE:

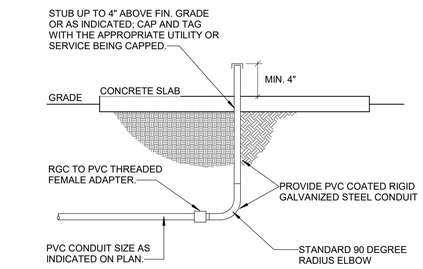

6 CONDUIT STUB-UP DETAIL
NOT TO SCALE:

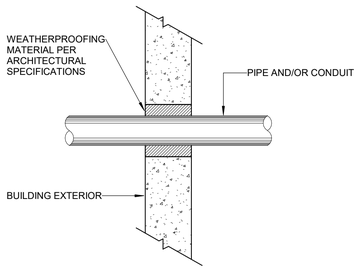

7 PIPE AND/OR CONDUIT PENETRATION
NOT TO SCALE:

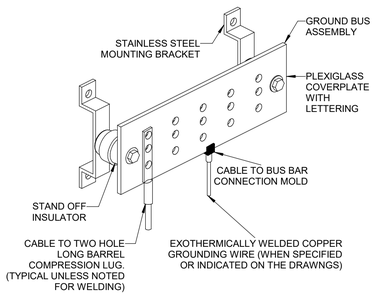

8 TECHNICAL GROUND BUS DETAIL
NOT TO SCALE:

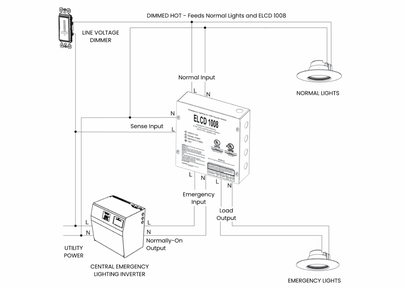

9 ELCD 1008 TRANSFER DEVICE WIRING DIAGRAM

STATE OF ARKANSAS REGISTERED ARCHITECT NO. 5067 MICHAEL PRESTON WARREN 10/2/2026

INSIGHT ENGINEERING, PLLC CERTIFICATE OF AUTHORIZATION No. 3523 ARKANSAS

Dirtworks
561 SEVENTH AVENUE FLOOR 11
NEW YORK, NY 10018
(212) 589 2263

WER ARCHITECTS
901 WEST THIRD STREET
LITTLE ROCK, AR 72201
(501) 374 5300

CONSULTANTS

CIVIL ENGINEERS
CRAFTON TULL & ASSOCIATES, INC.
901 N. 47TH STREET, SUITE 400
ROGERS, AR 72756
(479) 636 4838

MEP ENGINEERS
INSIGHT ENGINEERING
322 S STATE STREET, STE 201
LITTLE ROCK, AR 72201
(501) 237 3077

STRUCTURAL ENGINEERS
ENFRA TME, LLC
BUILDING 2, 1 ALLIED DRIVE, STE 2600
LITTLE ROCK, AR 72202
(501) 666 6776

FOOD SERVICE CONSULTANT
MCKAY-LANE CONSULTING, LTD
1807 DODSON AVE
FT. SMITH, AR 72901
(479) 629 4572

ACOUSTICAL ENGINEERS
ACENTECH
620 W. GERMANTOWN PIKE, STE. 210
PLYMOUTH MEETING PA 19462
(215) 245 8244

PROJECT TITLE

CENTRAL HOUSE & GARDEN

BENTONVILLE, AR

PROJECT NUMBER: 31483

#	ISSUED FOR	DATE
	FINAL CD's	10/2/2026

KEY PLAN

SIGN & SEAL

DRAWN BY

CHECKED BY

SHEET TITLE

DETAILS AND DIAGRAMS - ELECTRICAL

SHEET NUMBER

E402

Switchboard: MDP

Location:
Supply From:
Mounting: PAD
Enclosure: NEMA 3R

Volts: 120/208 Wye
Phases: 3
Wires: 4

A.I.C. Rating: 35K AIC
Mains Type: MAIN SECTION
BUS Rating: 1600 A

Notes:
WITH 5 SET LUG KIT.

CKT	Circuit Description	# ofPoles	Frame Size	Trip Rating	A	B	C	Remarks
1	MAIN BREAKER (LSIG, ERMS)	3	2000 A	1600 A	0 VA	0 VA	0 VA	
2	PANEL "HP1"	3	400 A	400 A	36541 VA	38030 VA	34060 VA	
3	PANEL "HP2"	3	400 A	225 A	16346 VA	14699 VA	16363 VA	
4	PANEL "GP"	3	400 A	125 A	2413 VA	1885 VA	2089 VA	
5	PANEL "WGP"	3	200 A	125 A	63 VA	51 VA	136 VA	
6	PANEL "SP1"	3	100 A	60 A	186 VA	150 VA	0 VA	
7	PANEL "SP2"	3	100 A	60 A	164 VA	0 VA	0 VA	
8	PANEL "SP3"	3	100 A	60 A	108 VA	0 VA	0 VA	
9	PANEL "SP4"	3	100 A	60 A	144 VA	0 VA	0 VA	
10	PANEL "SP5"	3	100 A	60 A	403 VA	81 VA	36 VA	
11	PANEL "SP6"	3	100 A	60 A	282 VA	36 VA	0 VA	
12	AH-1 ELECTRIC HEAT	3	200 A	110 A	12189 VA	12189 VA	12189 VA	
13	AH-1 SUPPLY FAN / CONTROLS	3	100 A	50 A	3482 VA	3482 VA	3482 VA	
14	AH-2 ELECTRIC HEAT	3	200 A	175 A	20427 VA	20427 VA	20427 VA	
15	AH-2 SUPPLY FAN / CONTROLS	3	100 A	90 A	6485 VA	6485 VA	6485 VA	
16	HP-1	3	100 A	50 A	4683 VA	4683 VA	4683 VA	
17	HP-2	3	200 A	125 A	11168 VA	11168 VA	11168 VA	
18	PANEL "SP7"	3	400 A	20 A	0 VA	200 VA	0 VA	
19	PANEL "MP"	3	400 A	225 A	17160 VA	17177 VA	14409 VA	
20	SPACE	1	--	--	--			
				Total Conn. Load:	132244 VA	130743 VA	125528 VA	
				Total Amps:	1109 A	1096 A	1046 A	

Legend:

Load Classification	Connected Load	Demand Factor	Estimated Demand	Panel Totals	
LIGHTING	7342 VA	100.00%	7342 VA		
Motor	2870 VA	125.00%	3588 VA	**Total Conn. Load:**	388515 VA
Other	1163 VA	100.00%	1163 VA	**Total Est. Demand:**	338271 VA
KITCHEN EQUIPMENT	25792 VA	70.00%	18054 VA	**Total Conn. Current:**	1078 A
POWER	14358 VA	100.00%	14358 VA	**Total Est. Demand Current:**	939 A
HVAC	234442 VA	100.00%	234442 VA		
WATER HEATER	6000 VA	100.00%	6000 VA		

LIGHTING FIXTURE SCHEDULE (W/ LOAD)

DESIGNATION	MANUFACTURER	MODEL	LOAD	VOLTAGE	DESCRIPTION
A1E	VISUAL COMFORT & CO	JN 4114G/CG	59 VA	120 V	FLUSH MOUNT CHANDELIER. INTEGRATE WITH INVERTER.
A2E	REJUVENATION	A7711-A7714	25 VA	120 V	SEMI FLUSH CHANDLIER. INTEGRATE WITH INVERTER.
AL	VISTA	1043-XX-VNS-27-F-MV-PCT-HS	17 VA	120 V	GROUND MOUNTED ACCENT LIGHT FRONT COLUMNS. MOUNT TO 2-3/8" PIPE TENON.
B1E	SPI LIGHTING	CUSTOM 32.75" DIA	36 VA	120 V	"PETAL" FIXTURE WITH 12" OAH. INTEGRATE WITH INVERTER.
B2E	SHADES OF LIGHT	PE250011A0AB	15 VA	120 V	SEAGRAVES PENDANT. INTEGRATE WITH INVERTER.
B3	SIEMON & SALAZAR	S06-55-10-190-XX-XX-P1	11 VA	120 V	BAR PENDANT.
B4	VISUAL COMFORT & CO	700CLR240240XX-LED927R-CUSTOM LENGTH	82 VA	120 V	SHOE STRING CHANDELIER. CUSTOM LENGTH.
B5	AURORALIGHT	HPD1001372703-NAT	9 VA	120 V	OUTDOOR PENDANT.
BL	QTL	RGBW-HE24.4.0-WET-RGBW-XX-BW-XX-BK-CL2-288/WIDE-BZ-SST-DF-N1-98	50 VA	120 V	BRIDGE TAPE LIGHT.
BP	RADIA PATHWAY	LBRAP-AC	9 VA	120 V	BOLLARD.
C1	LUMENPULSE	LCRS-EZ-A-FD-120-S-L10-27K-95-M-DA1-XX-CC-XX-CC-IC-1-WET-NA	20 VA	120 V	4" WET LOCATION DOWNLIGHT. CUSTOM COLOR.
C1E	LUMENPULSE	LCRS-EZ-A-FD-120-S-L10-27K-95-M-DA1-XX-CC-XX-CC-IC-1-WET-NA	20 VA	120 V	4" WET RATED DOWNLIGHT. CUSTOM COLOR. INTEGRATE WITH INVERTER.
C2	LF ILLUMINATION	UN2S-S-15-9230-W-W-W-DMU-IC	15 VA	120 V	SQUARE TRIMLESS RECESSED DOWNLINGHT.
C2E	LF ILLUMINATION	UN2S-S-15-9230-W-W-W-DMU-IC	15 VA	120 V	SQUARE TRIMLESS RECESSED DOWNLINGHT. INTEGRATE WITH INVERTER.
C3	LUMENPULSE	LCRS-EZ-A-FD-120-R-L13-27K-95-M-DA1-XX-XXX-TLR-RM-X-NA	20 VA	120 V	4' ROUND DOWNLIGHT.
C3E	LUMENPULSE	LCRS-EZ-A-FD-120-R-L13-27K-95-M-DA1-XX-XXX-TLR-RM-X-EBB-NA	20 VA	120 V	4' ROUND DOWNLIGHT. WITH BATTERY BACKUP.
CF1	MINKA	F727-BLK	20 VA	120 V	CEILING FAN.
CF2	MINKA	F896-84-BNW	8 VA	120 V	PATIO FAN.
CL1	QTL	QV-P-STAND-SW-6.0HE-30-DRY-ASYM-N/A-XXX-BW120-XX-CL2P-PLC-ST-LENGTH	50 VA	120 V	PERIMETER COVE LIGHT CONCEALED IN ARCHITECTURAL MOLDING. INSTALLER TO VERIFY ALL LENGTHS PRIOR TO ORDERING. ELECTRICAL CONTRACTOR TO COORDINATE REMOTE DRIVER LOCATIONS WITH ARCHITECT.
CL2	QTL	KURV-SW-WSC-DRY-30-3.0HE-ENC/TL-S1-BW120-NA-WH-LENGTH	50 VA	120 V	COVE LIGHTING ABOVE FOOD SERVICE AND BAR. INSTALLER TO VERIFY ALL LENGTHS PRIOR TO ORDERING. ELECTRICAL CONTRACTOR TO COORDINATE REMOTE DRIVER LOCATIONS WITH ARCHITECT.
CL3	QTL	TILT-01-SW-2.0-30-DMP-DF-S1-BW120-CLS-WH-CL2-SST-ST-LENGTH-0	50 VA	120 V	BACK PATIO CONCEALED COVE LIGHT. RUN CONTIUOUS ALONG BEAMS AND AROUND PERIMETER. COORDINATE INSTALLATION WITH MILLWORK CONTRACTOR. ELECTRICAL CONTRACTOR TO COORDINATE REMOTE DRIVER LOCATIONS WITH ARCHITECT.
DA1	LF ILLUMINATION	UN2S-S-15-9230-M-W-W-DMU-IC	13 VA	120 V	RECESSED ADJUSTABLE ACCENT DOWNLIGHT FOR ARTWORK. COORDINATE FINAL OPTICAL SELECTION WITH ARTWORK PRIOR TO AIMING. PROVIDE SPARE OPTICS IN MULTIPLE BEAM SPREADS.
DA2	INTERLUX	MS-ZTA50P-S-12-927-F-BL-HCL	13 VA	120 V	MINI CYLINDER SUSPENDED WITHIN WOOD CEILING, REMOTE DRIVER
DA2E	INTERLUX	MS-ZTA50P-S-12-927-F-BL-HCL	13 VA	120 V	MINI CYLINDER SUSPENDED WITHIN WOOD CEILING, REMOTE DRIVER INTEGRATE WITH INVERTER.
EL	EVENLITE	SOVII-EM-X2M-X-RC-UC	5 VA	120 V	EXIT SIGN.
F2	NA	NA	25 VA	120 V	ALLOWANCE OF $1,500 PER SCONCE (PRODUCT COST ONLY).
F2E	NA	NA	25 VA	120 V	ALLOWANCE OF $1,500 PER SCONCE (PRODUCT COST ONLY). INTEFRATE WITH INVERTER.
F3	VISUAL COMFORT & CO	ARN 2922G-ALB	9 VA	120 V	FIREPLACE ROOM SCONCE.
H	QTL	VERS-11-SW-9.0HE-30-DRY-DF-C-S2A-BW120-CLS-BK-CL2P-CC-XX-156"	117 VA	120 V	BANQUETTE UPLIGHT WITH GLARE CONTROL LOUVER. COORDINATE INSTALLATION WITH MILLWORK CONTRACTOR. ELECTRICAL CONTRACTOR TO COORDINATE REMOTE DRIVER LOCATIONS WITH ARCHITECT.
L	CERNO	03-300-XX-XX-L-S-XX-P1	21 VA	120 V	WALL MOUNTED PICTURE LIGHT, COORDINATE SIZE, TEMPERATURE, AND MOUNTING HEIGHT WITH OWNERS ARTWORK CONSULTANT, CUSTOM FINISH.
NW1	VODE	707-Z2-SL-LENGTH-XX-CM-0-RPXX-AT-1-0-Z-SO-30-A3-0-WH-0	70 VA	120 V	SURFACE CORNER MOUNT TO HIGHLIGHT WALL SERVING AREA. ELECTRICAL CONTRACTOR TO COORDINATE REMOTE DRIVER LOCATIONS WITH ARCHITECT.
NW2	QTL	OP2SW-4.0-27-DRY-ASYM-SW-BW120-CLS-WH-CL2P-CC-WH-X	70 VA	120 V	GLASS SHELF NOOK LIGHT
PA	HUNZA	TG-L-S-COP-2	5 VA	120 V	PATH LIGHT
PL	LUMENPULSE	ALG7200-120-CSL-S40-27K-3-XX-DIM-XX/PLM-4-AL-R-10-X-Q8-CC-QT8-AB/ARM-P-P4-CS12-S1E-4-R-X-BRK-CC/	31 VA	120 V	10' LAMP POST
PML	LUMENPULSE	LBM-120-30K-M-CBA-DIM-UL-3FT-BK / PM4-1 / SN	28 VA	120 V	POLE MOUNTED FACADE LIGHT WITH GLARE SNOOT. MOUNT TO SIDE OF POLE AT 8' AFF. SWITCH SEPARATELY FROM POST TOP FIXTURE.
S1	LA LIGHTING	CIT100-2-4-XXX-WL-SSL-DRDM-UNV-1-835	12 VA	120 V	4' STRIP LIGHT.
S1E	LA LIGHTING	CIT100-2-4-XXX-WL-SSL-DRDM-UNV-1-835	12 VA	120 V	4' STRIP LIGHT. INTEGRATE WITH INVERTER.
S2E	LA LIGHTING	CIT100-2-4-XXX-WL-SSL-BPLSL1.5-DRDM-UNV-1-835	12 VA	120 V	4' STRIP LGIHT WITH BATTERY PACK.
SC1	HEMERA	SAD-CBA-60-RP-COB-9W/95/30K-REM-SC-UNV	9 VA	120 V	GARDEN ROOM UP/DN SCONCE, REMOTE DRIVER, COORDINATE INSTALLATION WITH ARCHITECT PRIOR TO STARTING WORK. CUSTOM FINISH. ELECTRICAL CONTRACTOR TO COORDINATE REMOTE DRIVER LOCATIONS WITH ARCHITECT.
SC2	DELTA LIGHT	NTA-DU-80-FX-30-WFL-SP-X-INC-D8-120	9 VA	120 V	OUTDOOR DINING COLUMN MOUNTED UP/DN FIXTURE. CUSTOM FINISH.
SC2E	DELTA LIGHT	NTA-DU-80-FX-30-WFL-SP-X-INC-D8-120	9 VA	120 V	OUTDOOR DINING COLUMN MOUNTED UP/DN FIXTURE. CUSTOM FINISH. INTEGRATE WITH INVERTER.
SU	QTL	TALO-ST-HSS-DF-NI-LENGTH / SW-HE24/3.0-WET-CCT	70 VA	120 V	INTEGRATED SHELF UP LIGHTING. COORDINATE INSTALLATION WITH MILLWORK CONTRACTOR. ELECTRICAL CONTRACTOR TO COORDINATE REMOTE DRIVER LOCATIONS WITH ARCHITECT.
TK	QTL	SHLD-DRY-30-BW120-CLS-WH-CL2-N/A-N/A-LENGTH	50 VA	120 V	TOE KICK LIGHT. INSTALLER TO VERIFY ALL LENGTHS PRIOR TO ORDERING. ELECTRICAL CONTRACTOR TO COORDINATE REMOTE DRIVER LOCATIONS WITH ARCHITECT.
UC	QTL	WALA-SW-XX-DRY-30-4.0-ENC/TL-XX-BW-N/A-CL-LENGTH	50 VA	120 V	UNDER COUNTER TOP LIGHT. INSTALLER TO VERIFY ALL LENGTHS PRIOR TO ORDERING ELECTRICAL CONTRACTOR TO COORDINATE REMOTE DRIVER LOCATIONS WITH ARCHITECT.
UP	VOYA	VOYA-EM-2.5-COB-12VAC-SW-ST-95-27-30D-CO	3 VA	120 V	UP LIGHT
US	QTL	TALO-ST-HSS-DF-NI-LENGTH / SW-HE24/3.0-27-DRY	70 VA	120 V	UNDERSIDE SHELF LIGHTING.
V	IBMIRROR	ORIGO2436	38 VA	120 V	OVAL MIRRIOR LIGHT.
W1	LUXR MODUX	M1-SLE-IA-C-27-ACAN	2 VA	120 V	WALL LIGHTING; MACHINED SOLID BRASS AND COPPER WALL & STEP LIGHT WITH OEM LED LIGHT MODULE. 2-1/4". DIAMETER TRIM.
W2	LIGHTOLOGY	SGL1335658	12 VA	120 V	OUTDOOR WALL SCONCE
W2E	LIGHTOLOGY	SGL1335658/BSL310M	12 VA	120 V	OUTDOOR WALL SCONCE WITH BATTERY PACK.
WT	LUXR MODUX	M4SPWB-IA-AC-26-2	5 VA	120 V	WATER LIGHT
WW	VISTA	1043-XX-MF-27-D-MV-PCT-HS	14 VA	120 V	GROUND MOUNTED ACCENT LIGHT FOR GLASS STRUCTURE AROUND GARDEN ROOM. MOUNT TO 2-3/8" PIPE TENON. CUSTOM FINISH.

STATE OF ARKANSAS REGISTERED PROFESSIONAL ENGINEER NO. 5872 MICHAEL PRESTON HARVEY 10/2/2026

CERTIFICATE OF AUTHORIZATION INSIGHT ENGINEERING, PLLC No. 3523 ARKANSAS

Dirtworks
561 SEVENTH AVENUE FLOOR 11
NEW YORK, NY 10018
(212) 589 2263

WER ARCHITECTS
901 WEST THIRD STREET
LITTLE ROCK, AR 72201
(501) 374 5300

CONSULTANTS

CIVIL ENGINEERS
CRAFTON TULL & ASSOCIATES, INC.
901 N. 47TH STREET, SUITE 400
ROGERS, AR 72756
(479) 636 4838

MEP ENGINEERS
INSIGHT ENGINEERING
322 S STATE STREET, STE 201
LITTLE ROCK, AR 72201
(501) 237 3077

STRUCTURAL ENGINEERS
ENFRA TME, LLC
BUILDING 2, 1 ALLIED DRIVE, STE 2600
LITTLE ROCK, AR 72202
(501) 666 6776

FOOD SERVICE CONSULTANT
MCKAY-LANE CONSULTING, LTD
1807 DODSON AVE
FT. SMITH, AR 72901
(479) 629 4572

ACOUSTICAL ENGINEERS
ACENTECH
620 W. GERMANTOWN PIKE, STE. 210
PLYMOUTH MEETING PA 19462
(215) 245 8244

PROJECT TITLE

CENTRAL HOUSE & GARDEN

BENTONVILLE, AR

PROJECT NUMBER: 31483

#	ISSUED FOR	DATE
	FINAL CD's	10/2/2026

KEY PLAN

SIGN & SEAL

DRAWN BY

CHECKED BY

SHEET TITLE

SCHEDULES - ELECTRICAL

SHEET NUMBER

E501

Branch Panel: HP1A

Panel Location:
Supply From: MDP
Mounting: SURFACE
Enclosure: NEMA 1

Volts: 120/208 Wye
Phases: 3
Wires: 4

A.I.C. Rating: 22K AIC
Bus Rating: 400 A
MCB Rating: 400 A

Notes:
ENABLE FEED THROUGH LUGS TO HP1B

CKT	Circuit Description	Trip (A)	Poles	A		B		C		Poles	Trip (A)	Circuit Description	CKT
1	SNEEZE GAURD (GFCI)	20	1	240	1200					1	20	RCPT GRAB N GO (GFCI)	2
3	RCPT GAS FRYER (GFCI, SHUNT TRIP)	20	1			360	180			1	20	RCPT DATA RACK	4
5	RCPT GAS FRYER (GFC, SHUNT TRIP)	20	1					0	540	1	20	RCPT BASEMENT	6
7	GAS BROILER (GFCI, SHUNT TRIP)	20	1	600	1440					1	20	RCPT HEATED CABINET (GFCI)	8
9	GAS BROILER(GFCI, SHUNT TRIP)	20	1			0	960			1	20	RCPT HEAT LAMP (GFCI, SHUNT TRIP)	10
11	RCPT MIXER (GFCI)	20	1					960	0	1	20	RCPT HEAT LAMP (GFCI, SHUNT TRIP)	12
13	LTG COOLER/FREEZER/STORAGE	20	1	720	960					1	20	RCPT FOOD PROCESSOR (GFCI)	14
15	RCPT RESTROOMS	20	1			540	1920			1	20	RCPT HEATER/PROOFER CABINET (GFCI, SHUN...	16
17	RCPT ORDER/PICKUP	20	1					720	0	1	20	RCPT HEATER/PROOFER CABINET (GFCI, SHUN...	18
19	RCPT GARDEN ROOM	20	1	720	2080					2	30	RCPT ESPRESSO HEAD (GFCI)	20
21	RCPT ENTRY/GALLERY	20	1			900	2080			--	--	--	22
23	FIRE ALARM CONTROL PANEL	20	1					500	1260	1	20	RCPT BASEMENT	24
25	RCPT OUTDOOR	20	1	540	108					1	20	LTG BASEMENT	26
27	RCPT GARDEN ROOM	20	1			720	1260			1	20	RCPT FIREPLACE ROOM	28
29	ANSUL PULL STATION (SHUNT TRIP)	20	1					100	960	1	20	RCPT DROP CORD STAND MIXER (GFCI)	30
31	ANSUL PULL STATION (SHUNT TRIP)	20	1	100	840					1	20	RCPT FREEZER (GFCI)	32
33	RCPT WINE COOLER (GFCI)	20	1			696	720			1	20	AIR CURTAIN	34
35	RCPT REFRIGERATOR (GFCI)	20	1					555	1080	1	20	RCPT OUTDOOR PATIO	36
37	RCPT GLASSWASHER (GFCI)	20	1	1800	720					1	20	RCPT SECRET GARDEN	38
39	RCPT BLENDER (GFCI)	20	1			1800	720			1	20	RCPT THE BISTRO	40
41	RCPT MICROWAVE (GFCI)	20	1					1000	540	1	20	RCPT JANITOR/RESTROOMS	42
43	RCPT COUNTERTOP WARMER (GFCI)	20	1	1200	1200					1	20	RCPT COUNTEROP WARMER (GFCI)	44
45	HOT FOOD UNIT (GFCI)	20	1			1500	780			1	20	SANDWHICH UNIT (GFCI)	46
47	POS SYSTEM (GFCI)	20	1					800	360	1	20	RCPT WINE COOLER (GFCI)	48
49	RCPT REFRIGERATOR (GFCI)	20	1	516	345					1	20	RCPT COLD PAN (GFCI)	50
51	RCPT SELF SERVE DISPLAY CASE (GFCI)	20	1			1200	1488			1	20	RCPT SELF SERVE DISPLAY CASE (GFCI)	52
53	RCPT POS SYSTEM	20	1					360	360	1	20	RCPT CONVIENCE RECEPTACLES (GFCI)	54
55	RCPT COFFEE GRINDER (GFCI)	20	1	180	180					1	20	RCPT POS SYSTEM (GFCI)	56
57	RCPT DATA RACK	20	1			180	360			1	20	RCPT WINE COOLER (GFCI)	58
59	ICE MACHINE (GFCI)	20	1					500	1500	1	20	RCPT BLENDER (GFCI)	60
61	RCPT BLENDER (GFCI)	20	1	1500	1500					1	20	RCPT BLENDER (GFCI)	62
63	RCPT CONVIENCE RECEPTACLES (GFCI)	20	1			180	1800			1	20	COFFEE BREWER (GFCI)	64
65	RCPT TEA BREWER (GFCI)	20	1					1800	1800	1	20	RCPT DRINK STATION (GFCI)	66
67	RCPT DATA RACK	20	1	180	180					1	20	RCPT SODA GUN (GFCI)	68
69	RCPT DATA RACK	20	1			180	4576			2	60	DISH MACHINE (GFCI)	70
71	DISH MACHINE (GFCI)	60	2					4160	4576	--	--	--	72
73	--	--	--	4160	1560					1	20	RCPT REFRIGERATED PASTRY CASE	74
75	RCPT POS/CONVIENCE (GFCI)	20	1			360	2288			2	30	RCPT PANINI GRILL (GFCI)	76
77	RCPT UNDERCOUNTER REFRIGERATOR (GFCI)	20	1					180	2288	--	--	--	78
79	RCPT STEAM HEAD (GFCI)	30	2	2080	360					1	20	RCPT POS/CONVIENCE (GFCI)	80
81	--	--	--			2080	180			1	20	UNDERCOUNTER REFRIGERATOR (GFCI)	82
83	LTG OUTDOOR EGRESS	20	1					9	360	1	20	RCPT CONVIENCE RECEPTACLES (GFCI)	84
		Total Load:		36541 VA		38030 VA		34060 VA					
		Total Amps:		308 A		320 A		284 A					

Load Classification	Connected Load	Demand Factor	Estimated Demand	Panel Totals	
HVAC	10447 VA	100.00%	10447 VA		
KITCHEN EQUIPMENT	17472 VA	100.00%	17472 VA	**Total Conn. Load:**	108632 VA
LIGHTING	117 VA	100.00%	117 VA	**Total Est. Demand:**	75274 VA
POWER	3780 VA	100.00%	3780 VA	**Total Conn. Current:**	302 A
RECEPTACLE	76716 VA	56.52%	43358 VA	**Total Est. Demand Current:**	209 A
Spare	100 VA	100.00%	100 VA		

Branch Panel: HP1B

Panel Location:
Supply From: HP1A
Mounting: SURFACE
Enclosure: NEMA 1

Volts: 120/208 Wye
Phases: 3
Wires: 4

A.I.C. Rating: 22K AIC
Bus Rating: 400 A
MCB Rating: MLO

Notes:
ENABLE FEED THROUGH LUGS FROM HP1A.

CKT	Circuit Description	Trip (A)	Poles	A		B		C		Poles	Trip (A)	Circuit Description	CKT
1	HOT FOOD COUNTER (GFCI)	30	2	2600	3482					3	35	KMAU-1 (SHUNT TRIP)	2
3	--	--	--			2600	3482			--	--	--	4
5	RCPT BAG IN BOX	20	1					1800	3482	--	--	--	6
7	RCPT DATA BASEMENT	20	1	180	600					1	20	RCPT DRAIN PUMP	8
9	RCPT OUTDOOR HEAT TAPE (GFCI)	20	1			600	180			1	20	RCPT CONVIENECE (GFCI)	10
11	BEER COOLER (GFCI)	20	1					360	360	1	20	RCPT BAR (GFCI)	12
13	RCPT CONVIENCE (GFCI)	20	1	360	250					1	20	LTG BEER COOLER	14
15	BEER EVAP COIL	20	1			250	250			2	20	SPARK WATER DISPENSER	16
17	CDP-1	20	1					180	250	--	--	--	18
19	CDP-1	20	1	180	960					1	20	RCPT DROP CORD CAN OPENER (GFCI)	20
21	CDP-1	20	1			180	480			1	20	RCPT REFRIGERATOR (GFCI)	22
23	CDP-1	20	1					180	180	1	20	RCPT ELECTRIC TOASTER (GFCI)	24
25	RCPT OUTDOOR	20	1	720	0					1	20	SPARE	26
27	SPARE	20	1			0	0			1	20	SPARE	28
29	SPARE	20	1					0	0	1	20	SPARE	30
31	SPARE	20	1	0	0					1	20	SPARE	32
33	SPARE	20	1			0	0			1	20	SPARE	34
35	SPARE	20	1					0	0	1	20	SPARE	36
37	SPACE	--	1	--	--					1	--	SPACE	38
39	SPACE	--	1			--	--			1	--	SPACE	40
41	SPACE	--	1					--	--	1	--	SPACE	42
		Total Load:		9332 VA		8022 VA		6792 VA					
		Total Amps:		79 A		68 A		57 A					

Load Classification	Connected Load	Demand Factor	Estimated Demand	Panel Totals	
HVAC	10447 VA	100.00%	10447 VA		
POWER	1000 VA	100.00%	1000 VA	**Total Conn. Load:**	24147 VA
RECEPTACLE	12700 VA	89.37%	11350 VA	**Total Est. Demand:**	22797 VA
				Total Conn. Current:	67 A
				Total Est. Demand Current:	63 A

Branch Panel: HP2

Panel Location:
Supply From: MDP
Mounting: SURFACE
Enclosure: NEMA 1

Volts: 120/208 Wye
Phases: 3
Wires: 4

A.I.C. Rating: 22K AIC
Bus Rating: 225 A
MCB Rating: MLO

Notes:

CKT	Circuit Description	Trip (A)	Poles	A		B		C		Poles	Trip (A)	Circuit Description	CKT
1	LTG EAST PORCH	20	1	40	164					1	20	LTG PORCH	2
3	LTG WEST PORCH	20	1			40	240			1	20	COOLER EVAPORATOR COIL	4
5	LTG OUTDOOR WALL WASH	20	1					140	210	1	20	LTG KITCHEN AREA	6
7	LTG SECRET GARDEN/RESTROOMS	20	1	176	400					1	20	LTG ORDER/PICK-UP	8
9	LTG SECOND FLOOR	20	1			398	452			1	20	LTG ORDER/PICK-UP	10
11	RCPT PREP KITCHEN (GFCI)	20	1					360	500	1	20	AHU-1 DUCT DETECTOR	12
13	AHU-2 DUCT DETECTOR	20	1	500	347					1	20	LTG ENTRY CORRIDOR	14
15	RCPT PREP KITCHEN (GFCI)	20	1			360	590			1	20	LTG ORDER/PICK-UP	16
17	LTG BISTRO/FIREPLACE ROOM	20	1					512	600	1	20	RCPT ICE CREAM FREEZER (GFCI)	18
19	LTG GARDEN ROOM	20	1	691	900					1	20	RCPT FIREPLACE ROOM 2	20
21	RCPT OPEN OFFICE	20	1			720	1260			1	20	RCPT SECOND FLOOR	22
23	ERV-1	15	1					768	358	1	20	LIGHTING OUTDOOR PATIO	24
25	RCPT F+B OFFICE	20	1	1260	13					2	15	BC-1	26
27	RCPT STORAGE	20	1			180	13			--	--	--	28
29	HEAT LAMP (GFCI)	20	1					1800	180	1	20	WH-1	30
31	IDU-5	15	2	188	198					2	15	IDU-3	32
33	--	--	--			188	198			--	--	--	34
35	RCPT MODEM DATA	20	1					180	180	1	20	RCPT HAND SINK (GFCI)	36
37	IDU-4	15	2	198	260					2	15	IDU-2	38
39	--	--	--			198	260			--	--	--	40
41	IDU-1	15	2					354	1144	2	20	FREEZER EVAPORATOR COIL	42
43	--	--	--	354	1144					--	--	--	44
45	RCPT HEAT TAPE CONNECTION	20	1			180	450			2	20	COMBI OVEN (GFCI, SHUNT TRIP)	46
47	SP-1	20	2					1435	450	--	--	--	48
49	--	--	--	1435	0					1	20	COMBI OVEN (GFCI, SHUNT TRIP)	50
51	COMBI OVEN (GFCI, SHUNT TRIP)	20	2			450	1141			3	20	EH-1	52
53	--	--	--					450	1141	--	--	--	54
55	COMBI OVEN (GFCI, SHUNT TRIP)	20	1	0	1141					--	--	--	56
57	RCPT HEATED DIPPER WELL	20	1			180	180			1	20	CP-1	58
59	EH-1	20	3					1141	180	1	20	RCPT DATA (GFCI)	60
61	--	--	--	1141	1872					2	30	RCPT DROP CORD HEAVY MIXER (GFCI)	62
63	--	--	--			1141	1872			--	--	--	64
65	KEF-1 (SHUNT TRIP)	20	3					1246	1222	1	20	LTG OUTDOOR PATIO	66
67	--	--	--	1246	500					1	20	LTG INVERTER	68
69	--	--	--			1246	50			1	20	MOTORIZED SHADES	70
71	KEF-1 (SHUNT TRIP)	20	1					0	50	1	20	MOTORIZED SHADES	72
73	HAND DRYERS	20	1	1000	1000					1	20	HAND DRYERS	74
75	HAND DRYERS	20	1			1000	50			1	20	PHOTOCELL	76
77	KITCHEN HOOD LIGHTING (GFCI, SHUNT TRIP)	20	1					50	50	1	20	TIME CLOCK	78
79	KITCHEN HOOD LIGHTING (GFCI, SHUNT TRIP)	20	1	0	180					1	20	RCPT PREP KITCHEN	80
81	RCPT COUNTERTOP STEAMER	20	2			1664	0			1	20	SPARE	82
83	--	--	--					1664	0	1	20	SPARE	84
		Total Load:		16346 VA		14699 VA		16363 VA					
		Total Amps:		138 A		122 A		138 A					

Load Classification	Connected Load	Demand Factor	Estimated Demand	Panel Totals	
HVAC	13768 VA	100.00%	13768 VA		
LIGHTING	4732 VA	100.00%	4732 VA	**Total Conn. Load:**	47407 VA
Motor	2870 VA	125.00%	3588 VA	**Total Est. Demand:**	45149 VA
Other	1007 VA	100.00%	1007 VA	**Total Conn. Current:**	132 A
POWER	9078 VA	100.00%	9078 VA	**Total Est. Demand Current:**	125 A
RECEPTACLE	15952 VA	81.34%	12976 VA		

STATE OF ARKANSAS REGISTERED PROFESSIONAL ENGINEER NO. 5025 RICHARD PRESTON MURPHEY
10/2/2026

CERTIFICATE OF AUTHORIZATION INSIGHT ENGINEERING, PLLC No. 3523 ARKANSAS

Dirtworks
561 SEVENTH AVENUE FLOOR 11
NEW YORK, NY 10018
(212) 589 2263

WER ARCHITECTS
901 WEST THIRD STREET
LITTLE ROCK, AR 72201
(501) 374 5300

CONSULTANTS

CIVIL ENGINEERS
CRAFTON TULL & ASSOCIATES, INC.
901 N. 47TH STREET, SUITE 400
ROGERS, AR 72756
(479) 636 4838

MEP ENGINEERS
INSIGHT ENGINEERING
322 S STATE STREET, STE 201
LITTLE ROCK, AR 72201
(501) 237 3077

STRUCTURAL ENGINEERS
ENFRA TME, LLC
BUILDING 2, 1 ALLIED DRIVE, STE 2600
LITTLE ROCK, AR 72202
(501) 666 6776

FOOD SERVICE CONSULTANT
MCKAY-LANE CONSULTING, LTD
1807 DODSON AVE
FT. SMITH, AR 72901
(479) 629 4572

ACOUSTICAL ENGINEERS
ACENTECH
620 W. GERMANTOWN PIKE, STE. 210
PLYMOUTH MEETING PA 19462
(215) 245 8244

PROJECT TITLE

CENTRAL HOUSE & GARDEN

BENTONVILLE, AR

PROJECT NUMBER: 31483

#	ISSUED FOR	DATE
	FINAL CD's	10/2/2026

KEY PLAN

SIGN & SEAL

DRAWN BY

CHECKED BY

SHEET TITLE

SCHEDULES - ELECTRICAL

SHEET NUMBER

E502

Branch Panel: SP1

Panel Location:
Supply From: MDP
Mounting: SURFACE
Enclosure: NEMA 3R

Volts: 120/208 Wye
Phases: 3
Wires: 4

A.I.C. Rating: 10K AIC
Bus Rating: 60 A
MCB Rating: 60 A

Notes:

CKT	Circuit Description	Trip (A)	Poles	"A"		"B"		"C"		Poles	Trip (A)	Circuit Description	CKT
1	LTG SITE	20	1	93	93					1	20	LTG SITE	2
3	LTG SITE	20	1			150	0			1	20	SPARE	4
5	SPACE	--	1					--	--	1	--	SPACE	6
7	SPACE	--	1	--	--					1	--	SPACE	8
	Total Load:			186 VA		150 VA		0 VA					
	Total Amps:			2 A		1 A		0 A					

Load Classification	Connected Load	Demand Factor	Estimated Demand	Panel Totals	
LIGHTING	336 VA	100.00%	336 VA		
				Total Conn. Load:	336 VA
				Total Est. Demand:	336 VA
				Total Conn. Current:	1 A
				Total Est. Demand Current:	1 A

Branch Panel: SP2

Panel Location:
Supply From: MDP
Mounting: SURFACE
Enclosure: NEMA 3R

Volts: 120/208 Wye
Phases: 3
Wires: 4

A.I.C. Rating: 10K AIC
Bus Rating: 60 A
MCB Rating: 60 A

Notes:

CKT	Circuit Description	Trip (A)	Poles	"A"		"B"		"C"		Poles	Trip (A)	Circuit Description	CKT
1	LTG SITE	20	1	149	15					1	20	LTG SITE	2
3	SPARE	20	1			0	0			1	20	SPARE	4
5	SPACE	--	1					--	--	1	--	SPACE	6
7	SPACE	--	1	--	--					1	--	SPACE	8
	Total Load:			164 VA		0 VA		0 VA					
	Total Amps:			1 A		0 A		0 A					

Load Classification	Connected Load	Demand Factor	Estimated Demand	Panel Totals	
LIGHTING	164 VA	100.00%	164 VA		
				Total Conn. Load:	164 VA
				Total Est. Demand:	164 VA
				Total Conn. Current:	0 A
				Total Est. Demand Current:	0 A

Branch Panel: SP3

Panel Location:
Supply From: MDP
Mounting: SURFACE
Enclosure: NEMA 3R

Volts: 120/208 Wye
Phases: 3
Wires: 4

A.I.C. Rating: 10K AIC
Bus Rating: 60 A
MCB Rating: 60 A

Notes:

CKT	Circuit Description	Trip (A)	Poles	"A"		"B"		"C"		Poles	Trip (A)	Circuit Description	CKT
1	LTG SITE	20	1	90	18					1	20	LTG SITE	2
3	SPARE	20	1			0	0			1	20	SPARE	4
5	SPACE	--	1					--	--	1	--	SPACE	6
7	SPACE	--	1	--	--					1	--	SPACE	8
	Total Load:			108 VA		0 VA		0 VA					
	Total Amps:			1 A		0 A		0 A					

Load Classification	Connected Load	Demand Factor	Estimated Demand	Panel Totals	
LIGHTING	108 VA	100.00%	108 VA		
				Total Conn. Load:	108 VA
				Total Est. Demand:	108 VA
				Total Conn. Current:	0 A
				Total Est. Demand Current:	0 A

Branch Panel: SP4

Panel Location:
Supply From: MDP
Mounting: SURFACE
Enclosure: NEMA 3R

Volts: 120/208 Wye
Phases: 3
Wires: 4

A.I.C. Rating: 10K AIC
Bus Rating: 60 A
MCB Rating: 60 A

Notes:

CKT	Circuit Description	Trip (A)	Poles	"A"		"B"		"C"		Poles	Trip (A)	Circuit Description	CKT
1	LTG SITE	20	1	81	63					1	20	LTG SITE	2
3	SPACE	20	1			0	0			1	20	SPARE	4
5	SPACE	--	1					--	--	1	--	SPACE	6
7	SPACE	--	1	--	--					1	--	SPACE	8
	Total Load:			144 VA		0 VA		0 VA					
	Total Amps:			1 A		0 A		0 A					

Load Classification	Connected Load	Demand Factor	Estimated Demand	Panel Totals	
LIGHTING	144 VA	100.00%	144 VA		
				Total Conn. Load:	144 VA
				Total Est. Demand:	144 VA
				Total Conn. Current:	0 A
				Total Est. Demand Current:	0 A

Branch Panel: SP5

Panel Location:
Supply From: MDP
Mounting: SURFACE
Enclosure: NEMA 3R

Volts: 120/208 Wye
Phases: 3
Wires: 4

A.I.C. Rating: 10K AIC
Bus Rating: 60 A
MCB Rating: 60 A

Notes:

CKT	Circuit Description	Trip (A)	Poles	"A"		"B"		"C"		Poles	Trip (A)	Circuit Description	CKT
1	LTG SITE	20	1	248	155					1	20	LTG SITE	2
3	LTG CANOPY	20	1			36	45			1	20	LTG CANOPY	4
5	LTG CANOPY	20	1					36	0	1	20	SPARE	6
7	SPACE	--	1	--	--					1	--	SPACE	8
	Total Load:			403 VA		81 VA		36 VA					
	Total Amps:			3 A		1 A		0 A					

Load Classification	Connected Load	Demand Factor	Estimated Demand	Panel Totals	
LIGHTING	403 VA	100.00%	403 VA		
Other	117 VA	100.00%	117 VA		
				Total Conn. Load:	520 VA
				Total Est. Demand:	520 VA
				Total Conn. Current:	1 A
				Total Est. Demand Current:	1 A

Branch Panel: SP6

Panel Location:
Supply From: MDP
Mounting: SURFACE
Enclosure: NEMA 3R

Volts: 120/208 Wye
Phases: 3
Wires: 4

A.I.C. Rating: 10K AIC
Bus Rating: 60 A
MCB Rating: 60 A

Notes:

CKT	Circuit Description	Trip (A)	Poles	"A"		"B"		"C"		Poles	Trip (A)	Circuit Description	CKT
1	LTG SITE	20	1	124	158					1	20	LTG SITE	2
3	LTG CANOPY	20	1			36	0			1	20	SPARE	4
5	SPACE	--	1					--	--	1	--	SPACE	6
7	SPACE	--	1	--	--					1	--	SPACE	8
	Total Load:			282 VA		36 VA		0 VA					
	Total Amps:			2 A		0 A		0 A					

Load Classification	Connected Load	Demand Factor	Estimated Demand	Panel Totals	
LIGHTING	279 VA	100.00%	279 VA		
Other	39 VA	100.00%	39 VA		
				Total Conn. Load:	318 VA
				Total Est. Demand:	318 VA
				Total Conn. Current:	1 A
				Total Est. Demand Current:	1 A

Branch Panel: SP7

Panel Location:
Supply From: MDP
Mounting: SURFACE
Enclosure: NEMA 3R

Volts: 120/208 Wye
Phases: 3
Wires: 4

A.I.C. Rating: 10K AIC
Bus Rating: 60 A
MCB Rating: 60 A

Notes:

CKT	Circuit Description	Trip (A)	Poles	"A"		"B"		"C"		Poles	Trip (A)	Circuit Description	CKT
1	LTG SITE	20	1	200	0					1	20	SPARE	2
3	SPARE	20	1			0	0			1	20	SPARE	4
5	SPACE	--	1					--	--	1	--	SPACE	6
7	SPACE	--	1	--	--					1	--	SPACE	8
	Total Load:			200 VA		0 VA		0 VA					
	Total Amps:			2 A		0 A		0 A					

Load Classification	Connected Load	Demand Factor	Estimated Demand	Panel Totals	
LIGHTING	200 VA	100.00%	200 VA		
				Total Conn. Load:	200 VA
				Total Est. Demand:	200 VA
				Total Conn. Current:	1 A
				Total Est. Demand Current:	1 A



Dirtworks
561 SEVENTH AVENUE FLOOR 11
NEW YORK, NY 10018
(212) 589 2263

WER
ARCHITECTS
901 WEST THIRD STREET
LITTLE ROCK, AR 72201
(501) 374 5300

CONSULTANTS

CIVIL ENGINEERS
CRAFTON TULL & ASSOCIATES, INC.
901 N. 47TH STREET, SUITE 400
ROGERS, AR 72756
(479) 636 4838

MEP ENGINEERS
INSIGHT ENGINEERING
322 S STATE STREET, STE 201
LITTLE ROCK, AR 72201
(501) 237 3077

STRUCTURAL ENGINEERS
ENFRA TME, LLC
BUILDING 2, 1 ALLIED DRIVE, STE 2600
LITTLE ROCK, AR 72202
(501) 666 6776

FOOD SERVICE CONSULTANT
MCKAY-LANE CONSULTING, LTD
1807 DODSON AVE
FT. SMITH, AR 72901
(479) 629 4572

ACOUSTICAL ENGINEERS
ACENTECH
620 W. GERMANTOWN PIKE, STE. 210
PLYMOUTH MEETING PA 19462
(215) 245 8244

PROJECT TITLE

CENTRAL HOUSE & GARDEN

BENTONVILLE, AR

PROJECT NUMBER: 31483

#	ISSUED FOR	DATE
	FINAL CD's	10/2/2026

KEY PLAN

SIGN & SEAL

DRAWN BY

CHECKED BY

SHEET TITLE

SCHEDULES - ELECTRICAL

SHEET NUMBER

E503

Branch Panel: GP

Panel Location:
Supply From: MDP
Mounting: SURFACE
Enclosure: NEMA 3R

Volts: 120/208 Wye
Phases: 3
Wires: 4

A.I.C. Rating: 10K AIC
Bus Rating: 60 A
MCB Rating: 60 A

Notes:

CKT	Circuit Description	Trip (A)	Poles	"A"		"B"		"C"		Poles	Trip (A)	Circuit Description	CKT
1	EH-1	20	3	1141	432					1	20	VENT MOTOR	2
3	--	--	--			1141	360			1	20	SCREEN MOTOR	4
5	--	--	--					1141	528	1	20	EF-1	6
7	EF-1	20	1	528	312					1	20	EF-2	8
9	WALL SHUTTER MOTOR	20	1			24	360			1	20	PAD WALL PUMP	10
11	SUSPENDED UNIT HEATER	20	1					300	120	1	20	RECIRCULATION FAN	12
13	SPARE	20	1	0	0					1	20	SPARE	14
15	SPARE	20	1			0	0			1	20	SPARE	16
17	SPARE	20	1					0	0	1	20	SPARE	18
		Total Load:		2413 VA		1885 VA		2089 VA					
		Total Amps:		20 A		16 A		18 A					

Load Classification	Connected Load	Demand Factor	Estimated Demand	Panel Totals	
HVAC	6386 VA	100.00%	6386 VA		
				Total Conn. Load:	6386 VA
				Total Est. Demand:	6386 VA
				Total Conn. Current:	18 A
				Total Est. Demand Current:	18 A

Branch Panel: WGP

Panel Location:
Supply From: MDP
Mounting: SURFACE
Enclosure: NEMA 3R

Volts: 120/208 Wye
Phases: 3
Wires: 4

A.I.C. Rating: 10K AIC
Bus Rating: 125 A
MCB Rating: 125 A

Notes:

CKT	Circuit Description	Trip (A)	Poles	A		B		C		Poles	Trip (A)	Circuit Description	CKT
1	LTG WATER GARDEN	20	1	20	43					1	20	LTG WATER GARDEN	2
3	LTG WATER GARDEN	20	1			24	27			1	20	LTG WATER GARDEN	4
5	LTG EXTERIOR	20	1					61	75	1	20	LTG EXTERIOR	6
7	SPARE	20	1	0	0					1	20	SPARE	8
9	SPARE	20	1			0	0			1	20	SPARE	10
11	SPARE	20	1					0	0	1	20	SPARE	12
		Total Load:		63 VA		51 VA		136 VA					
		Total Amps:		1 A		0 A		1 A					

Load Classification	Connected Load	Demand Factor	Estimated Demand	Panel Totals	
LIGHTING	250 VA	100.00%	250 VA		
				Total Conn. Load:	250 VA
				Total Est. Demand:	250 VA
				Total Conn. Current:	1 A
				Total Est. Demand Current:	1 A

Branch Panel: MP

Panel Location:
Supply From: MDP
Mounting: SURFACE
Enclosure: NEMA 3R

Volts: 120/208 Wye
Phases: 3
Wires: 4

A.I.C. Rating: 35K AIC
Bus Rating: 225 A
MCB Rating: MLO

Notes:

CKT	Circuit Description	Trip (A)	Poles	A		B		C		Poles	Trip (A)	Circuit Description	CKT
1	FREEZER CONDENSER	35	2	2080	1139					3	15	EH-1	2
3	--	--	--			2080	1139			--	--	--	4
5	EH-1	15	3					1139	1139	--	--	--	6
7	--	--	--	1139	1040					2	20	COOLER CONDENSER	8
9	--	--	--			1139	1040			--	--	--	10
11	DSCU-1	30	2					1664	250	2	20	GARAGE DOOR	12
13	--	--	--	1664	250					--	--	--	14
15	GARAGE DOOR	20	2			250	720			1	20	RCPT GARAGE (GFCI)	16
17	--	--	--					250	82	1	20	LTG SITE	18
19	HVLS-1	20	1	500	720					1	20	RCPT GARAGE (GFCI)	20
21	RCPT OFFICE	20	1			720	180			1	20	RCPT REFRIGERATOR	22
23	RCPT OFFICE KITECH	20	1					180	180	1	20	RCPT OFFICE KITCHEN	24
25	WATER HEATER	20	3	2000	67					1	20	LTG SITE	26
27	--	--	--			2000	1040			2	20	BEER CONDENSER	28
29	--	--	--					2000	1040	--	--	--	30
31	LTG SITE	20	1	100	336					1	20	LTG MAINTENANCE	32
33	LTG OUTDOOR	20	1			24	720			1	20	RCPT OUTDOOR	34
35	RCPT MAINTENANCE	20	1					360	0	1	20	SPARE	36
37	ODU-1	80	3	6124	0					1	20	SPARE	38
39	--	--	--			6124	0			1	20	SPARE	40
41	--	--	--					6124	0	1	20	SPARE	42
43	SPARE	20	1	0	0					1	20	SPARE	44
45	SPARE	20	1			0	0			1	20	SPARE	46
47	SPARE	20	1					0	0	1	20	SPARE	48
49	SPARE	20	1	0	0					1	20	SPARE	50
51	SPARE	20	1			0	0			1	20	SPARE	52
53	SPARE	20	1					0	0	1	20	SPARE	54
55	SPACE	--	1	--	--					1	--	SPACE	56
57	SPACE	--	1			--	--			1	--	SPACE	58
59	SPACE	--	1					--	--	1	--	SPACE	60
		Total Load:		17160 VA		17177 VA		14409 VA					
		Total Amps:		147 A		147 A		120 A					

Load Classification	Connected Load	Demand Factor	Estimated Demand	Panel Totals	
HVAC	28538 VA	100.00%	28538 VA		
KITCHEN EQUIPMENT	8320 VA	90.00%	7488 VA	**Total Conn. Load:**	48747 VA
LIGHTING	609 VA	100.00%	609 VA	**Total Est. Demand:**	47915 VA
POWER	1500 VA	100.00%	1500 VA	**Total Conn. Current:**	135 A
RECEPTACLE	3780 VA	100.00%	3780 VA	**Total Est. Demand Current:**	133 A
WATER HEATER	6000 VA	100.00%	6000 VA		

STATE OF ARKANSAS REGISTERED PROFESSIONAL ENGINEER NO. 30124 MICHAEL PRESTON HISBROOK
10/2/2026

INSIGHT ENGINEERING, PLLC CERTIFICATE OF AUTHORIZATION No. 3523 ARKANSAS

Dirtworks
561 SEVENTH AVENUE FLOOR 11
NEW YORK, NY 10018
(212) 589 2263

WER ARCHITECTS
901 WEST THIRD STREET
LITTLE ROCK, AR 72201
(501) 374 5300

CONSULTANTS

CIVIL ENGINEERS
CRAFTON TULL & ASSOCIATES, INC.
901 N. 47TH STREET, SUITE 400
ROGERS, AR 72756
(479) 636 4838

MEP ENGINEERS
INSIGHT ENGINEERING
322 S STATE STREET, STE 201
LITTLE ROCK, AR 72201
(501) 237 3077

STRUCTURAL ENGINEERS
ENFRA TME, LLC
BUILDING 2, 1 ALLIED DRIVE, STE 2600
LITTLE ROCK, AR 72202
(501) 666 6776

FOOD SERVICE CONSULTANT
MCKAY-LANE CONSULTING, LTD
1807 DODSON AVE
FT. SMITH, AR 72901
(479) 629 4572

ACOUSTICAL ENGINEERS
ACENTECH
620 W. GERMANTOWN PIKE, STE. 210
PLYMOUTH MEETING PA 19462
(215) 245 8244

PROJECT TITLE

CENTRAL HOUSE & GARDEN

BENTONVILLE, AR

PROJECT NUMBER: 31483

#	ISSUED FOR	DATE
	FINAL CD's	10/2/2026

KEY PLAN

SIGN & SEAL

DRAWN BY

CHECKED BY

SHEET TITLE

SCHEDULES - ELECTRICAL

SHEET NUMBER

E504

DEMOLITION GENERAL NOTES

1. WITHIN HATCHED AREA OF PLANS: REMOVE ALL WALL/CEILING MOUNTED ELECTRICAL DEVICES (DISCONNECTS, RECEPTACLES, POWER CONNECTIONS, POKE-THROUGHS, ETC.) SYSTEMS DEVICES (FIRE ALARMS, DATA, TELECOMMUNICATION OUTLETS, ETC.), LIGHTING FIXTURES, SWITCHES, ALL ASSOCIATED WIRING AND RESPECTIVE RACEWAYS, AND PANELBOARDS. OWNER SHALL HAVE THE RIGHT TO REFUSAL OF ALL EQUIPMENT AND DEVICES.
2. OWNER SHALL RESERVE THE RIGHT TO CLAIM ALL EQUIPMENT AND CABLING REMOVED DURING THE DEMOLITION.

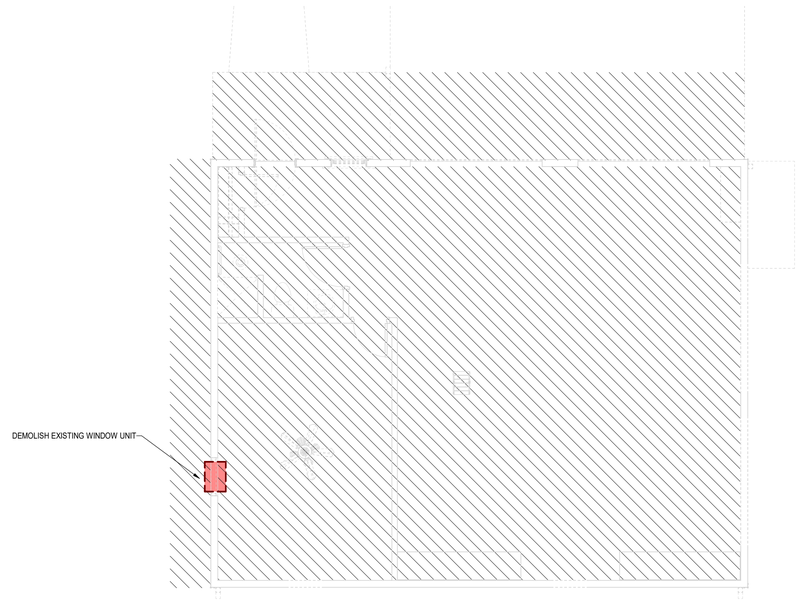

1 DEMOLITION PLAN - MAINTENANCE BUILDING - ELECTRICAL
3/16" = 1'-0"

N

STATE OF ARKANSAS REGISTERED PROFESSIONAL ENGINEER NO. 5822 MICHAEL PRESTON HARVEY
10/2/2026

CERTIFICATE OF AUTHORIZATION INSIGHT ENGINEERING, PLLC No. 3523 ARKANSAS

Dirtworks
561 SEVENTH AVENUE FLOOR 11
NEW YORK, NY 10018
(212) 589 2263

WER ARCHITECTS
901 WEST THIRD STREET
LITTLE ROCK, AR 72201
(501) 374 5300

CONSULTANTS

CIVIL ENGINEERS
CRAFTON TULL & ASSOCIATES, INC.
901 N. 47TH STREET, SUITE 400
ROGERS, AR 72756
(479) 636 4838

MEP ENGINEERS
INSIGHT ENGINEERING
322 S STATE STREET, STE 201
LITTLE ROCK, AR 72201
(501) 237 3077

STRUCTURAL ENGINEERS
ENFRA TME, LLC
BUILDING 2, 1 ALLIED DRIVE, STE 2600
LITTLE ROCK, AR 72202
(501) 666 6776

FOOD SERVICE CONSULTANT
MCKAY-LANE CONSULTING, LTD
1807 DODSON AVE
FT. SMITH, AR 72901
(479) 629 4572

ACOUSTICAL ENGINEERS
ACENTECH
620 W. GERMANTOWN PIKE, STE. 210
PLYMOUTH MEETING PA 19462
(215) 245 8244

PROJECT TITLE

CENTRAL HOUSE & GARDEN

BENTONVILLE, AR

PROJECT NUMBER: 31483

#	ISSUED FOR	DATE
	FINAL CD's	10/2/2026

KEY PLAN

SIGN & SEAL

DRAWN BY

CHECKED BY

SHEET TITLE

DEMOLITION PLAN - MAINTENANCE BUILDING - ELECTRICAL

SHEET NUMBER

E801

GENERAL NOTES

1. ALL CEILING MOUNTED DEVICES SHALL BE CENTERED IN THE CEILING TILE. ALL DEVICES IN HARD CEILING SHALL BE CENTERED IN SPACE.
2. MULTIPLE SWITCHES SHOWN TOGETHER SHALL BE GANGED TOGETHER UNDER A COMMON COVER PLATE OR PROVIDED AS MULTI-BUTTON SWITCHES.
3. PROVIDE AN UNSWITCHED HOT LEG TO ALL EXIT SIGNS AND EMERGENCY FIXTURES.
4. MC CABLE IS NOT PERMISSIBLE IN ANY AREA OTHER THAN 6' FIXTURES WHIPS.

KEYED NOTES

1. LIGHTING CIRCUIT SHALL RUN THROUGH ELECTRICAL PHOTOCELL. COORDINATE WITH OWNER FOR EXACT LOCATION OF PHOTOCELL.

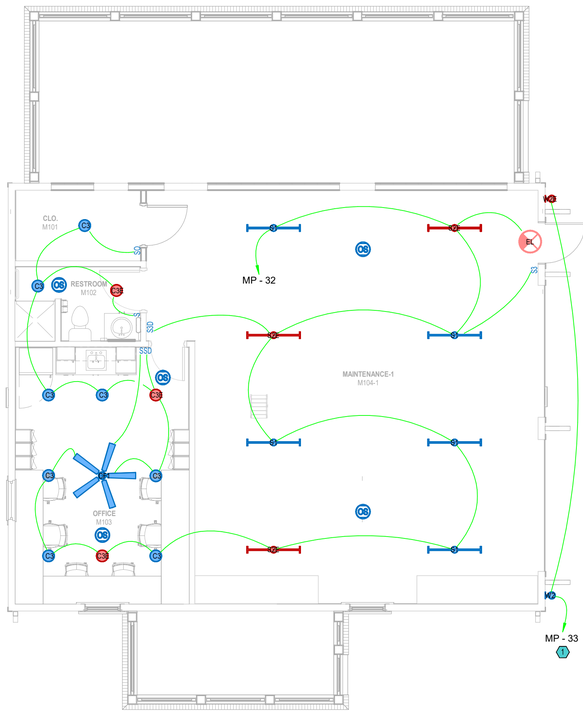

1 MAINTENANCE BUILDING PLAN - LIGHTING
3/16" = 1'-0"

N

STATE OF ARKANSAS REGISTERED PROFESSIONAL ENGINEER NO. 5822 MICHAEL PRESTON HARVEY
10/2/2026

CERTIFICATE OF AUTHORIZATION INSIGHT ENGINEERING, PLLC No. 3523 ARKANSAS

Dirtworks
561 SEVENTH AVENUE FLOOR 11
NEW YORK, NY 10018
(212) 589 2263

WER ARCHITECTS
901 WEST THIRD STREET
LITTLE ROCK, AR 72201
(501) 374 5300

CONSULTANTS

CIVIL ENGINEERS
CRAFTON TULL & ASSOCIATES, INC.
901 N. 47TH STREET, SUITE 400
ROGERS, AR 72756
(479) 636 4838

MEP ENGINEERS
INSIGHT ENGINEERING
322 S STATE STREET, STE 201
LITTLE ROCK, AR 72201
(501) 237 3077

STRUCTURAL ENGINEERS
ENFRA TME, LLC
BUILDING 2, 1 ALLIED DRIVE, STE 2600
LITTLE ROCK, AR 72202
(501) 666 6776

FOOD SERVICE CONSULTANT
MCKAY-LANE CONSULTING, LTD
1807 DODSON AVE
FT. SMITH, AR 72901
(479) 629 4572

ACOUSTICAL ENGINEERS
ACENTECH
620 W. GERMANTOWN PIKE, STE. 210
PLYMOUTH MEETING PA 19462
(215) 245 8244

PROJECT TITLE

CENTRAL HOUSE & GARDEN
BENTONVILLE, AR

PROJECT NUMBER: 31483

#	ISSUED FOR	DATE
	FINAL CD's	10/2/2026

KEY PLAN

SIGN & SEAL

DRAWN BY

CHECKED BY

SHEET TITLE

MAINTENANCE BUILDING PLAN - LIGHTING

SHEET NUMBER

E802

GENERAL NOTES

1. CONTRACTOR SHALL VERIFY DEVICE AND EQUIPMENT LOCATIONS WITH ARCHITECT PRIOR TO ROUGH-IN.
2. ELECTRICAL CONTRACTOR SHALL PROVIDE CONDUIT, OUTLET BOXES, AND JUNCTION BOXES.
3. CONTRACTOR SHALL INDICATE CIRCUIT SERVING EACH RECEPTACLE BY PROVIDING TYPE WRITTEN LABELING LOCATED ON EACH RECEPTACLE COVER PLATE.
4. ALL EXPOSED CONDUIT SHALL BE ROUTED PERPENDICULAR, PARALLEL, AND TIGHT TO COLUMNS AND BEAMS. ALL EXPOSED CONDUIT ROUTING SHALL BE COORDINATED WITH ENGINEER AND ARCHITECT PRIOR TO INSTALLATION. NO ADDITIONAL COST TO OWNER WILL BE ALLOWED FOR RELOCATING CONDUIT DUE TO THE LACK OF COORDINATION WITH ARCHITECT.
5. MC CABLE IS NOT PERMISSIBLE IN ANY AREA OTHER THAN 6' FIXTURES WHIPS.
6. ALL LOW VOLTAGE CABELING SHALL BE PLENUM RATED. ROUTE ON J-HOOKS AND SECURE TO STRUCTURE WHERE J-HOOKS ARE NOT AVAILABLE. REFER TO ARCHITECTURAL PLANS FOR WALLS TO DECK.
7. ALL RECEPTACLES SHALL BE DECORA TYPE WITH THE GROUND PIN DOWN. COORDINATE COLOR WITH ARCHITECT.

KEYED NOTES

1. EXHAUST FAN SHALL INTERLOCK WITH LIGHT SWITCHING, CONNECT FAN TO NEAREST ELECTRICAL LIGHTING CIRCUIT.
2. INDOOR UNIT IS POWERED BY OUTDOOR UNIT. RUN 2-#12, #12G, 3/4"C TO UNIT.

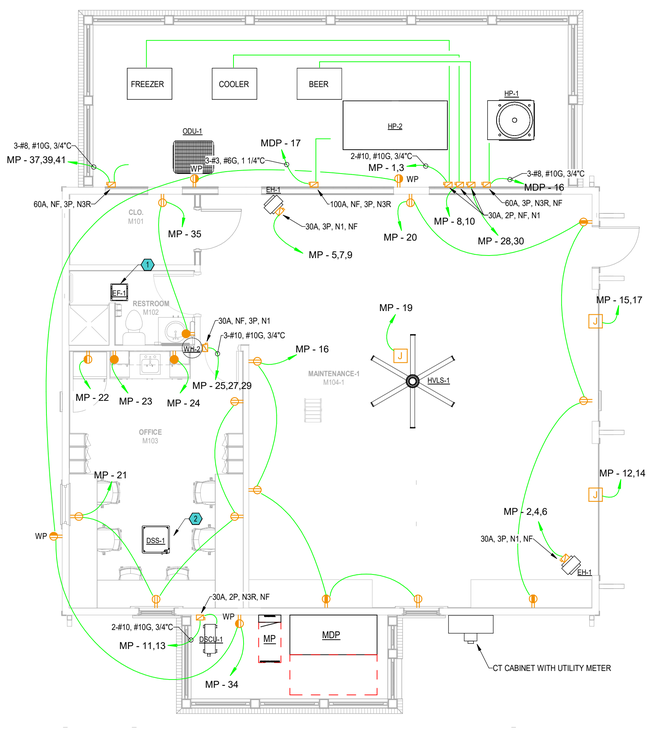

1 MAINTENANCE BUILDING PLAN - POWER AND SYSTEMS
3/16" = 1'-0"

N

STATE OF ARKANSAS REGISTERED PROFESSIONAL ENGINEER NO. 3523 PRESTON HARRIS 10/2/2026

CERTIFICATE OF AUTHORIZATION INSIGHT ENGINEERING, PLLC No. 3523 ARKANSAS

Dirtworks
561 SEVENTH AVENUE FLOOR 11
NEW YORK, NY 10018
(212) 589 2263

WER ARCHITECTS
901 WEST THIRD STREET
LITTLE ROCK, AR 72201
(501) 374 5300

CONSULTANTS

CIVIL ENGINEERS
CRAFTON TULL & ASSOCIATES, INC.
901 N. 47TH STREET, SUITE 400
ROGERS, AR 72756
(479) 636 4838

MEP ENGINEERS
INSIGHT ENGINEERING
322 S STATE STREET, STE 201
LITTLE ROCK, AR 72201
(501) 237 3077

STRUCTURAL ENGINEERS
ENFRA TME, LLC
BUILDING 2, 1 ALLIED DRIVE, STE 2600
LITTLE ROCK, AR 72202
(501) 666 6776

FOOD SERVICE CONSULTANT
MCKAY-LANE CONSULTING, LTD
1807 DODSON AVE
FT. SMITH, AR 72901
(479) 629 4572

ACOUSTICAL ENGINEERS
ACENTECH
620 W. GERMANTOWN PIKE, STE. 210
PLYMOUTH MEETING PA 19462
(215) 245 8244

PROJECT TITLE

CENTRAL HOUSE & GARDEN

BENTONVILLE, AR

PROJECT NUMBER: 31483

#	ISSUED FOR	DATE
	FINAL CD's	10/2/2026

KEY PLAN

SIGN & SEAL

DRAWN BY

CHECKED BY

SHEET TITLE
MAINTENANCE BUILDING PLAN - POWER AND SYSTEMS

SHEET NUMBER
E803

GENERAL NOTES

1. CONTRACTOR SHALL VERIFY DEVICE AND EQUIPMENT LOCATIONS WITH ARCHITECT PRIOR TO ROUGH-IN.
2. ELECTRICAL CONTRACTOR SHALL PROVIDE CONDUIT, OUTLET BOXES, AND JUNCTION BOXES.
3. CONTRACTOR SHALL INDICATE CIRCUIT SERVING EACH RECEPTACLE BY PROVIDING TYPE WRITTEN LABELING LOCATED ON EACH RECEPTACLE COVER PLATE.
4. ALL EXPOSED CONDUIT SHALL BE ROUTED PERPENDICULAR, PARALLEL, AND TIGHT TO COLUMNS AND BEAMS. ALL EXPOSED CONDUIT ROUTING SHALL BE COORDINATED WITH ENGINEER AND ARCHITECT PRIOR TO INSTALLATION. NO ADDITIONAL COST TO OWNER WILL BE ALLOWED FOR RELOCATING CONDUIT DUE TO THE LACK OF COORDINATION WITH ARCHITECT.
5. MC CABLE IS NOT PERMISSIBLE IN ANY AREA OTHER THAN 6' FIXTURES WHIPS.
6. ALL LOW VOLTAGE CABELING SHALL BE PLENUM RATED. ROUTE ON J-HOOKS AND SECURE TO STRUCTURE WHERE J-HOOKS ARE NOT AVAILABLE. REFER TO ARCHITECTURAL PLANS FOR WALLS TO DECK.
7. CONFIRM ALL DEVICE MOUNTING LOCATIONS WITH OWNER/ARCHITECT PRIOR TO ROUGH IN.

1 GREENHOUSE & GARDEN SHED - POWER & SYSTEMS
3/16" = 1'-0"

N

STATE OF ARKANSAS
REGISTERED PROFESSIONAL ENGINEER
No. 19764
JASON A LEE
10/2/2026

CERTIFICATE OF AUTHORIZATION
INSIGHT ENGINEERING, PLLC
No. 3523
ARKANSAS

Dirtworks
561 SEVENTH AVENUE FLOOR 11
NEW YORK, NY 10018
(212) 589 2263

WER ARCHITECTS
901 WEST THIRD STREET
LITTLE ROCK, AR 72201
(501) 374 5300

CONSULTANTS

CIVIL ENGINEERS
CRAFTON TULL & ASSOCIATES, INC.
901 N. 47TH STREET, SUITE 400
ROGERS, AR 72756
(479) 636 4838

MEP ENGINEERS
INSIGHT ENGINEERING
322 S STATE STREET, STE 201
LITTLE ROCK, AR 72201
(501) 237 3077

STRUCTURAL ENGINEERS
ENFRA TME, LLC
BUILDING 2, 1 ALLIED DRIVE, STE 2600
LITTLE ROCK, AR 72202
(501) 666 6776

FOOD SERVICE CONSULTANT
MCKAY-LANE CONSULTING, LTD
1807 DODSON AVE
FT. SMITH, AR 72901
(479) 629 4572

ACOUSTICAL ENGINEERS
ACENTECH
620 W. GERMANTOWN PIKE, STE. 210
PLYMOUTH MEETING PA 19462
(215) 245 8244

PROJECT TITLE

CENTRAL HOUSE & GARDEN

BENTONVILLE, AR

PROJECT NUMBER: 31483

#	ISSUED FOR	DATE
	FINAL CD's	10/2/2026

KEY PLAN

SIGN & SEAL

DRAWN BY

CHECKED BY

SHEET TITLE

GREENHOUSE & GARDEN SHED PLAN - POWER & SYSTEMS

SHEET NUMBER

E902

PLUMBING GENERAL NOTES

1. ALL PIPING IN FINISHED ROOMS OR SPACES SHALL BE CONCEALED IN A FURRED CHASE OR ABOVE A HARD SUSPENDED CEILING.
2. ACCESS PANELS IN HARD SUSPENDED CEILINGS ARE REQUIRED FOR ALL VALVES, TRAPS, CLEANOUTS, CONTROLS, ETC. COORDINATE LOCATION OF PANELS WITH MECHANICAL INSTALLATION AND DEMONSTRATE ACCESS TO EQUIPMENT SERVED.
3. ALL PIPE ROUTING AND CONSTRUCTION SHOWN ON THE DRAWINGS IS DIAGRAMMATIC IN NATURE AND MAY NOT BE SHOWN IN EXACT LOCATIONS OR WITH ALL ANCILLARY ITEMS REQUIRED FOR A COMPLETE AND OPERATING SYSTEM. CONTRACTOR SHALL COORDINATE ROUTING OF ALL PIPING PER TYPICAL CONSTRUCTION PRACTICE IN THE MOST EFFICIENT WAY POSSIBLE WHILE ADHERING AS CLOSELY TO THE DRAWINGS AS POSSIBLE. CONTRACTOR IS RESPONSIBLE FOR COORDINATING ALL INSTALLATION WITH THE WORK OF OTHER TRADES. FIELD MODIFICATIONS SUCH AS OFFSETS IN PIPING NEEDED DUE TO OBSTRUCTIONS OR INTERFERENCES SHALL BE PROVIDED AT NO ADDITIONAL COST.
4. ALL WORK SHALL BE PERFORMED IN A NEAT AND WORKMANLIKE MANNER WITHIN STANDARD OF CARE FOR PROFESSION. ALL LABOR, MATERIAL, TOOLS, PERMITS, INSPECTIONS, TESTING, CERTIFICATION, ETC. REQUIRED FOR A COMPLETE AND SATISFACTORY INSTALLATION TO DESIGN INTENT SHALL BE FURNISHED BY CONTRACTOR, PROVIDE, AT NO ADDITIONAL COST, INCLUDING INCIDENTAL ITEMS NOT SHOWN WHEN REQUIRED FOR TYPICAL COMPLETION OF WORK.
5. DRAWINGS NOT BEARING THE STAMP OR SEAL AND SIGNATURE OF A REGISTERED PROFESSIONAL ENGINEER SHALL NOT BE USED FOR BIDDING OR CONSTRUCTION PURPOSES UNLESS EXPRESSLY APPROVED IN WRITING BY THE ARCHITECT. THE CONTRACTOR SHALL BE RESPONSIBLE FOR ENSURING THAT ALL DRAWINGS AND SPECIFICATIONS BEING USED FOR BIDDING AND CONSTRUCTION PURPOSES ARE OF THE LATEST REVISION AVAILABLE AND ALL ADDENDUM DOCUMENTS HAVE BEEN INCORPORATED EITHER BY REVISION RELEASE OF DRAWINGS/SPECIFICATIONS OR ATTACHMENT OF SKETCHES OR OTHER ADDENDUM INFORMATION.
6. THE PLUMBING CONTRACTOR SHALL FURNISH AND INSTALL NEW PRODUCTS OF ESTABLISHED AND REPUTABLE MANUFACTURERS. NO EQUIPMENT SUBSTITUTIONS SHALL BE MADE THAT WOULD LEAVE INADEQUATE OPERATING OR SERVICE SPACE. EQUIPMENT SHALL BE INSTALLED IN ACCORDANCE WITH MANUFACTURER'S RECOMMENDED INSTALLATION PROCEDURES AND IN AN ARRANGEMENT THAT WILL GIVE THE GREATEST PRACTICAL EASE OF OPERATION AND SERVICE TO THE OWNER.
7. ALL WORK SHALL BE INSTALLED IN ACCORDANCE WITH THE REQUIREMENTS OF ALL APPLICABLE CODES AND REGULATIONS INCLUDING BUT NOT LIMITED TO NATIONAL, CITY, STATE, AND LOCAL ORDINANCES. ALL PLUMBING MATERIALS, INSTALLATION PROCEDURES, AND SYSTEM LAYOUTS SHALL BE APPROVED BY ALL APPLICABLE AUTHORITIES HAVING JURISDICTION. THE CONTRACTOR SHALL PROVIDE ALL MATERIALS AND LABOR NECESSARY TO COMPLY WITH THESE RULES, REGULATIONS, AND ORDINANCES. THESE CODES REPRESENT THE MINIMUM ACCEPTABLE REQUIREMENTS, THEREFORE, WHERE DRAWINGS AND/OR SPECIFICATIONS INDICATE MATERIALS OR CONSTRUCTION MORE STRINGENT THAN CODE REQUIREMENTS, THE DRAWINGS AND/OR SPECIFICATIONS SHALL GOVERN.
8. IT IS THE RESPONSIBILITY OF THE PLUMBING CONTRACTOR TO PAY FOR ALL NECESSARY PERMITS AND APPROVALS FOR THIS INSTALLATION.
9. ALL DOMESTIC WATER PIPING SHALL CONFORM TO THE REQUIREMENTS OF THE ANSI SAFETY CODE AND BE FREE FROM ALL DEFECTS AND BE PROPERLY IDENTIFIED.
10. STERILIZE THE ENTIRE WATER DISTRIBUTION SYSTEM PER THE REQUIREMENTS OF THE LOCAL AUTHORITY HAVING JURISDICTION.
11. DOMESTIC WATER SYSTEM, WASTE, SOIL AND VENT SYSTEM SHALL ALL BE TESTED PER LOCAL AUTHORITY HAVING JURISDICTION. TEST AND OBTAIN APPROVAL ON ALL UNDERGROUND PIPING FROM ADMINISTRATIVE AUTHORITY HAVING JURISDICTION PRIOR TO COVERING WORK.
12. PLUMBING CONTRACTOR SHALL PROVIDE INITIAL START UP OF ALL SYSTEMS INCLUDED IN THE PLUMBING WORK.
13. ALL EXPOSED PIPING BELOW LAVATORY'S DESIGNATED AS HANDICAPPED SHALL BE TOTALLY INSULATED.
14. ALL NON-DRAINAGE PIPING SHALL BE RUN LEVEL AND GENERALLY FREE OF TRAPS AND UNNECESSARY BENDS, ARRANGED TO CONFORM TO THE BUILDING REQUIREMENTS AND TO SUIT THE NECESSITIES OF CLEARANCES FOR OTHER MECHANICAL WORK. PROVIDE VALVED DRAINAGE OUTLETS IN AREAS OF PIPING WHICH WOULD BE UNDRAINABLE DURING MAINTENANCE OR REPAIRS.
15. ALL EQUIPMENT, PIPING, ETC., SHALL BE SUPPORTED AS DETAILED AND/OR SPECIFIED. PROVIDE ADDITIONAL SUPPORTS AS REQUIRED TO PROVIDE A VIBRATION-FREE, RIGID INSTALLATION.
16. PENETRATIONS OF WALLS OR FLOORS FOR THE PASSAGE OF PIPING OR OTHER EQUIPMENT SHALL BE PROPERLY SEALED AFTER INSTALLATION OF ITEMS AND EQUIPMENT.
17. PROVIDE UNIONS OR FLANGES AT PIPING CONNECTIONS TO EQUIPMENT TO ALLOW DISASSEMBLY FOR MAINTENANCE. ARRANGE PIPING TO ALLOW PULL SPACE FOR EQUIPMENT REMOVAL.
18. PROVIDE ESCUTCHEONS FOR EXPOSED PIPING PENETRATIONS INTO FINISHED ROOMS.
19. PIPING, LEAK PROTECTION APPARATUS, OR OTHER EQUIPMENT FOREIGN TO ELECTRICAL SWITCHBOARDS, PANELBOARDS, DISTRIBUTION BOARDS, OR MOTOR CONTROL CENTERS SHALL NOT BE INSTALLED WITHIN THE REQUIRED SPACE FOR WORKING CLEARANCES OR DEDICATED SPACES OF THE ELECTRICAL EQUIPMENT, EXTENDING IN FRONT OF AND FROM FLOOR TO STRUCTURAL CEILING WITH A WIDTH AND DEPTH OF THE ELECTRICAL EQUIPMENT IN ACCORDANCE WITH NEC-110.26.
20. A WATER-HAMMER ARRESTOR SHALL BE INSTALLED WHERE QUICK-CLOSING VALVES ARE UTILIZED. WATER-HAMMER ARRESTORS SHALL BE INSTALLED IN ACCORDANCE WITH THE MANUFACTURER'S SPECIFICATIONS. WATER-HAMMER ARRESTORS SHALL CONFORM TO ASSE 1010.

LEGEND

SYMBOL	DESCRIPTION
	EXISTING FIXTURE OR EQUIPMENT TO BE DEMOLISHED
	EXISTING FIXTURE OR EQUIPMENT TO REMAIN
	NEW NON POWERED FIXTURE AND EQUIPMENT
	NEW NON POWERED ADA FIXTURE
	NEW POWERED FIXTURE AND EQUIPMENT
	EXISTING PIPING TO BE DEMOLISHED
	NEW COLD WATER (CW) PIPING
	NEW HOT WATER (HW) PIPING
	NEW HOT WATER RETURN (HW-R) PIPING
	NEW SANITARY SEWER (SS) PIPING
	NEW VENT (V) PIPING
	NEW GREASE WASTE (GW) PIPING
	NEW COMBINATION WASTE AND VENT (CWV) PIPING
	NEW STORM DRAIN (SD) PIPING
	NEW OVERFLOW STORM DRAIN (OSD) PIPING
	NEW NATURAL GAS (NG) PIPING
	NEW SUMP PUMP DISCHARGE (SPD) PIPING
1 P301	RISER DESIGNATION
	CONNECT TO EXISTING.
	POINT OF DEMOLITION.
1	REVISION DELTA

SYMBOL	DESCRIPTION
	BALL VALVE
	GATE VALVE
	CHECK VALVE
	PRESSURE REDUCING VALVE
	VALVE AT PIPE RISER
	ELBOW, TURNED UP
	ELBOW, TURNED DOWN
	RISE OR DROP IN PIPE
	TEE, OUTLET UP
	TEE, OUTLET DOWN
	TEE, SIDE CONNECTION
	PIPE ELBOW 90°
	PIPE ELBOW 45°
	CAPPED OUTLET
	CAPPED PIPE
	CONCENTRIC REDUCER
	ECCENTRIC REDUCER
P-1	PLUMBING FIXTURE / EQUIPMENT DESIGNATION
FD	FLOOR DRAIN
FS	FLOOR SINK (GRATE OPTIONS: FULL, HALF, QUARTER)
RD	ROOF DRAIN
ORD	OVERFLOW ROOF DRAIN
SD	STORM DRAIN
VTR	VENT THRU ROOF
CO	CLEANOUT PLUG
FCO	FLOOR CLEANOUT
WCO	WALL CLEANOUT
COTG	CLEANOUT TO GRADE

STATE OF ARKANSAS
REGISTERED PROFESSIONAL ENGINEER
No. 19764
FALLON A LEE
10/2/2026

CERTIFICATE OF AUTHORIZATION
INSIGHT ENGINEERING, PLLC
No. 3523
ARKANSAS

Dirtworks
561 SEVENTH AVENUE FLOOR 11
NEW YORK, NY 10018
(212) 589 2263

WER ARCHITECTS
901 WEST THIRD STREET
LITTLE ROCK, AR 72201
(501) 374 5300

CONSULTANTS

CIVIL ENGINEERS
CRAFTON TULL & ASSOCIATES, INC.
901 N. 47TH STREET, SUITE 400
ROGERS, AR 72756
(479) 636 4838

MEP ENGINEERS
INSIGHT ENGINEERING
322 S STATE STREET, STE 201
LITTLE ROCK, AR 72201
(501) 237 3077

STRUCTURAL ENGINEERS
ENFRA TME, LLC
BUILDING 2, 1 ALLIED DRIVE, STE 2600
LITTLE ROCK, AR 72202
(501) 666 6776

FOOD SERVICE CONSULTANT
MCKAY-LANE CONSULTING, LTD
1807 DODSON AVE
FT. SMITH, AR 72901
(479) 629 4572

ACOUSTICAL ENGINEERS
ACENTECH
620 W. GERMANTOWN PIKE, STE. 210
PLYMOUTH MEETING PA 19462
(215) 245 8244

PROJECT TITLE

CENTRAL HOUSE & GARDEN

BENTONVILLE, AR

PROJECT NUMBER: 31483

#	ISSUED FOR	DATE
	FINAL CD's	10/2/2026

KEY PLAN

SIGN & SEAL

DRAWN BY

CHECKED BY

SHEET TITLE

GENERAL NOTES AND LEGEND - PLUMBING

SHEET NUMBER

P001

DEMOLITION GENERAL NOTES

1. CONTRACTOR TO FIELD VERIFY ALL CONDITIONS PRIOR TO BEGINNING WORK.
2. REMOVE ALL EXISTING GAS AND WATER PIPING BACK TO BUILDING ENTRANCE.

DEMOLITION KEYED NOTES

1 DEMOLISH EXISTING WATER HEATER, ASSOCIATED PIPING AND FLUE.

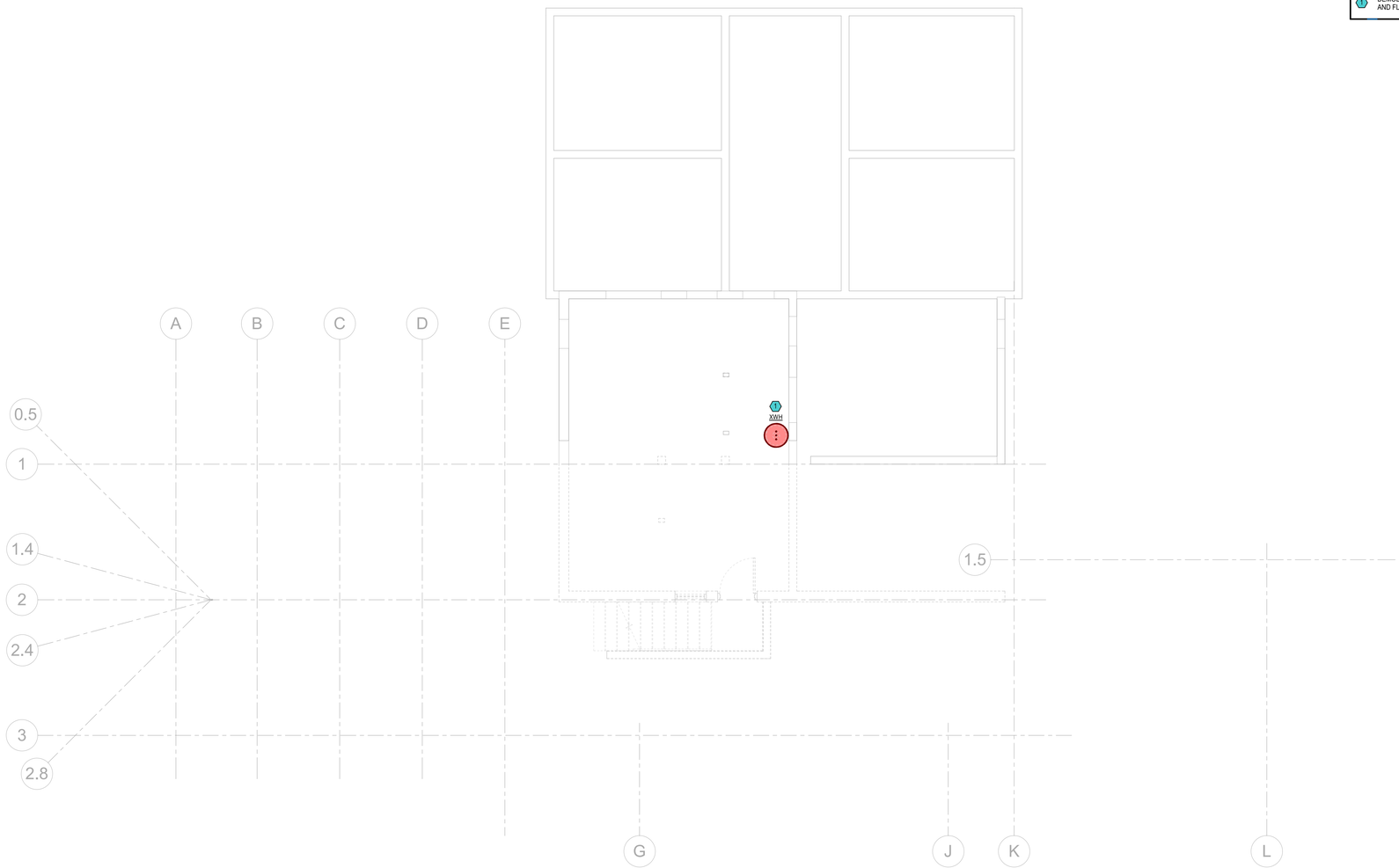

1 DEMOLITION PLAN - BASEMENT - PLUMBING
3/16" = 1'-0"

N

STATE OF ARKANSAS REGISTERED PROFESSIONAL ENGINEER NO. 19764 FALLON A LEE
10/2/2026

INSIGHT ENGINEERING, PLLC CERTIFICATE OF AUTHORIZATION No. 3523 ARKANSAS

Dirtworks
561 SEVENTH AVENUE FLOOR 11
NEW YORK, NY 10018
(212) 589 2263

WER ARCHITECTS
901 WEST THIRD STREET
LITTLE ROCK, AR 72201
(501) 374 5300

CONSULTANTS

CIVIL ENGINEERS
CRAFTON TULL & ASSOCIATES, INC.
901 N. 47TH STREET, SUITE 400
ROGERS, AR 72756
(479) 636 4838

MEP ENGINEERS
INSIGHT ENGINEERING
322 S STATE STREET, STE 201
LITTLE ROCK, AR 72201
(501) 237 3077

STRUCTURAL ENGINEERS
ENFRA TME, LLC
BUILDING 2, 1 ALLIED DRIVE, STE 2600
LITTLE ROCK, AR 72202
(501) 666 6776

FOOD SERVICE CONSULTANT
MCKAY-LANE CONSULTING, LTD
1807 DODSON AVE
FT. SMITH, AR 72901
(479) 629 4572

ACOUSTICAL ENGINEERS
ACENTECH
620 W. GERMANTOWN PIKE, STE. 210
PLYMOUTH MEETING PA 19462
(215) 245 8244

PROJECT TITLE

CENTRAL HOUSE & GARDEN

BENTONVILLE, AR

PROJECT NUMBER: 31483

#	ISSUED FOR	DATE
	FINAL CD's	10/2/2026

KEY PLAN

SIGN & SEAL

DRAWN BY

CHECKED BY

SHEET TITLE

DEMOLITION PLAN - BASEMENT - PLUMBING

SHEET NUMBER

P101

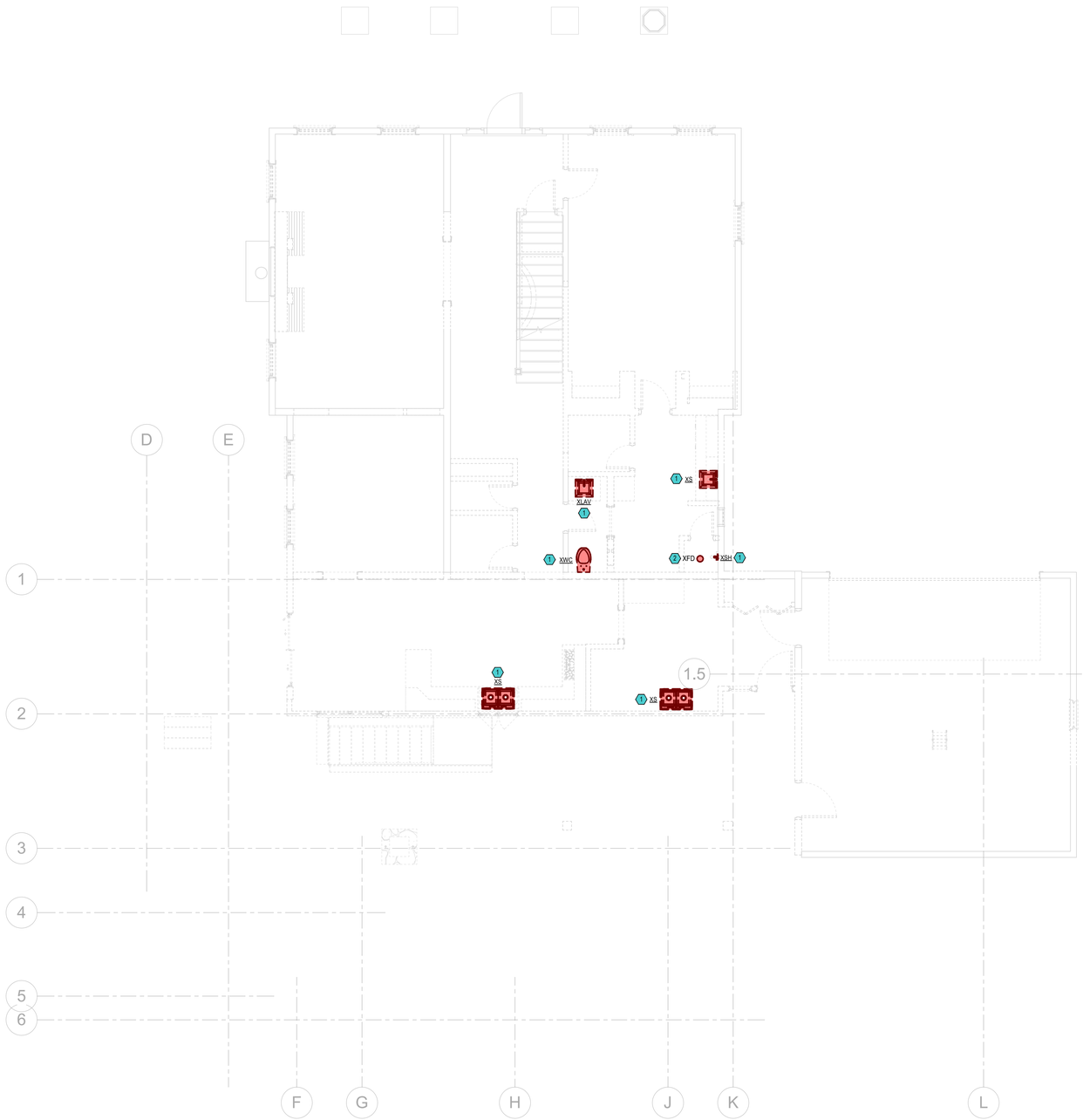

DEMOLITION KEYED NOTES

1. DEMOLISH EXISTING FIXTURE AND ASSOCIATED PIPING.
2. REMOVE AND REPLACE EXISTING FLOOR DRAIN. CLEAN AND ROD EXISTING TRAP.

1 DEMOLITION PLAN - GROUND FLOOR - PLUMBING
3/16" = 1'-0"

N

STATE OF ARKANSAS REGISTERED PROFESSIONAL ENGINEER No. 19764 FALLON A LEE 10/2/2026

INSIGHT ENGINEERING, PLLC No. 3523 ARKANSAS CERTIFICATE OF AUTHORIZATION

Dirtworks
561 SEVENTH AVENUE FLOOR 11
NEW YORK, NY 10018
(212) 589 2263

WER ARCHITECTS
901 WEST THIRD STREET
LITTLE ROCK, AR 72201
(501) 374 5300

CONSULTANTS

CIVIL ENGINEERS
CRAFTON TULL & ASSOCIATES, INC.
901 N. 47TH STREET, SUITE 400
ROGERS, AR 72756
(479) 636 4838

MEP ENGINEERS
INSIGHT ENGINEERING
322 S STATE STREET, STE 201
LITTLE ROCK, AR 72201
(501) 237 3077

STRUCTURAL ENGINEERS
ENFRA TME, LLC
BUILDING 2, 1 ALLIED DRIVE, STE 2600
LITTLE ROCK, AR 72202
(501) 666 6776

FOOD SERVICE CONSULTANT
MCKAY-LANE CONSULTING, LTD
1807 DODSON AVE
FT. SMITH, AR 72901
(479) 629 4572

ACOUSTICAL ENGINEERS
ACENTECH
620 W. GERMANTOWN PIKE, STE. 210
PLYMOUTH MEETING PA 19462
(215) 245 8244

PROJECT TITLE

CENTRAL HOUSE & GARDEN

BENTONVILLE, AR

PROJECT NUMBER: 31483

#	ISSUED FOR	DATE
	FINAL CD's	10/2/2026

KEY PLAN

SIGN & SEAL

DRAWN BY

CHECKED BY

SHEET TITLE

DEMOLITION PLAN - GROUND FLOOR - PLUMBING

SHEET NUMBER

P102

DEMOLITION KEYED NOTES

1	DEMOLISH EXISTING FIXTURE AND ASSOCIATED PIPING.

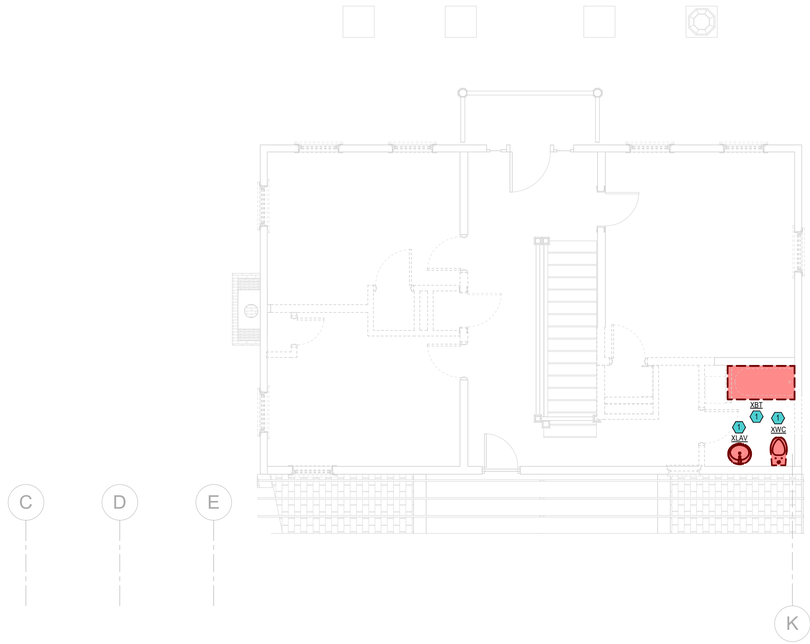

1 DEMOLITION PLAN - SECOND FLOOR - PLUMBING
3/16" = 1'-0"

N

STATE OF ARKANSAS
REGISTERED PROFESSIONAL ENGINEER
No. 19761
EATON A. LEE
10/2/2026

CERTIFICATE OF AUTHORIZATION
INSIGHT ENGINEERING, PLLC
No. 3523
ARKANSAS

Dirtworks
561 SEVENTH AVENUE FLOOR 11
NEW YORK, NY 10018
(212) 589 2263

WER ARCHITECTS
901 WEST THIRD STREET
LITTLE ROCK, AR 72201
(501) 374 5300

CONSULTANTS

CIVIL ENGINEERS
CRAFTON TULL & ASSOCIATES, INC.
901 N. 47TH STREET, SUITE 400
ROGERS, AR 72756
(479) 636 4838

MEP ENGINEERS
INSIGHT ENGINEERING
322 S STATE STREET, STE 201
LITTLE ROCK, AR 72201
(501) 237 3077

STRUCTURAL ENGINEERS
ENFRA TME, LLC
BUILDING 2, 1 ALLIED DRIVE, STE 2600
LITTLE ROCK, AR 72202
(501) 666 6776

FOOD SERVICE CONSULTANT
MCKAY-LANE CONSULTING, LTD
1807 DODSON AVE
FT. SMITH, AR 72901
(479) 629 4572

ACOUSTICAL ENGINEERS
ACENTECH
620 W. GERMANTOWN PIKE, STE. 210
PLYMOUTH MEETING PA 19462
(215) 245 8244

PROJECT TITLE

CENTRAL HOUSE & GARDEN

BENTONVILLE, AR

PROJECT NUMBER: 31483

#	ISSUED FOR	DATE
	FINAL CD's	10/2/2026

KEY PLAN

SIGN & SEAL

DRAWN BY

CHECKED BY

SHEET TITLE

DEMOLITION PLAN - SECOND FLOOR - PLUMBING

SHEET NUMBER

P103

GENERAL NOTES

1. GREASE WASTE PIPING SHOWN IN THIS VIEW FOR COORDINATION.

KEYED NOTES

1. 4" SS UP.
2. 2" SS UP.
3. 4" GW UP.
4. 3" GW UP.
5. 2" GW UP.
6. 3" V UP.
7. 2" V UP.
8. 2" SD UP.

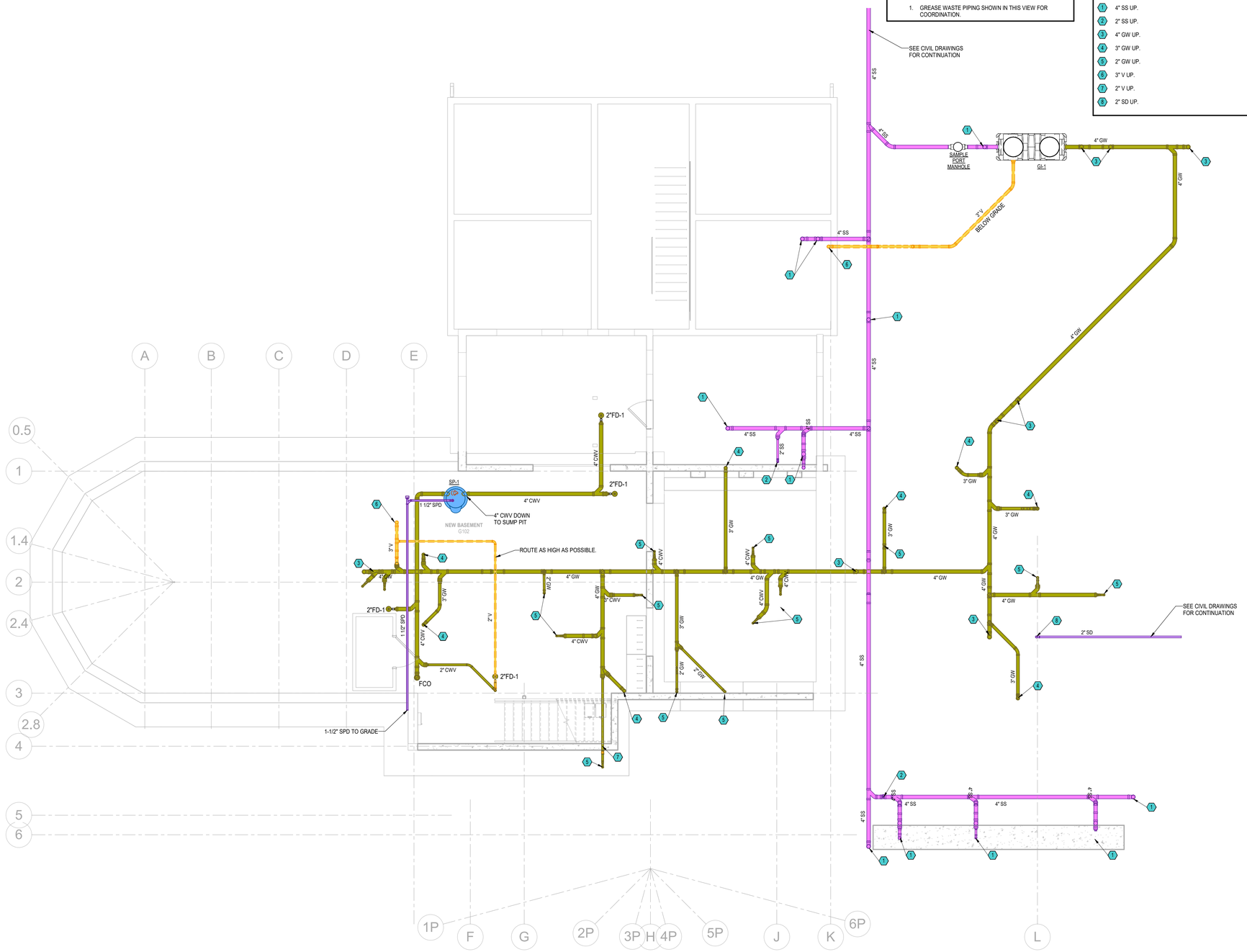

1 BASEMENT FLOOR PLAN - SANITARY SEWER

3/16" = 1'-0"

N

STATE OF ARKANSAS
REGISTERED PROFESSIONAL ENGINEER
No. 19764
FULTON A. LEE
10/2/2026

INSIGHT ENGINEERING, PLLC
No. 3523
ARKANSAS

Dirtworks
561 SEVENTH AVENUE FLOOR 11
NEW YORK, NY 10018
(212) 589 2263

WER ARCHITECTS
901 WEST THIRD STREET
LITTLE ROCK, AR 72201
(501) 374 5300

CONSULTANTS

CIVIL ENGINEERS
CRAFTON TULL & ASSOCIATES, INC.
901 N. 47TH STREET, SUITE 400
ROGERS, AR 72756
(479) 636 4838

MEP ENGINEERS
INSIGHT ENGINEERING
322 S STATE STREET, STE 201
LITTLE ROCK, AR 72201
(501) 237 3077

STRUCTURAL ENGINEERS
ENFRA TME, LLC
BUILDING 2, 1 ALLIED DRIVE, STE 2600
LITTLE ROCK, AR 72202
(501) 666 6776

FOOD SERVICE CONSULTANT
MCKAY-LANE CONSULTING, LTD
1807 DODSON AVE
FT. SMITH, AR 72901
(479) 629 4572

ACOUSTICAL ENGINEERS
ACENTECH
620 W. GERMANTOWN PIKE, STE. 210
PLYMOUTH MEETING PA 19462
(215) 245 8244

PROJECT TITLE

CENTRAL HOUSE & GARDEN

BENTONVILLE, AR

PROJECT NUMBER: 31483

#	ISSUED FOR	DATE
	FINAL CD's	10/2/2026

KEY PLAN

SIGN & SEAL

DRAWN BY

CHECKED BY

SHEET TITLE

BASEMENT FLOOR PLAN - SANITARY SEWER

SHEET NUMBER

P201

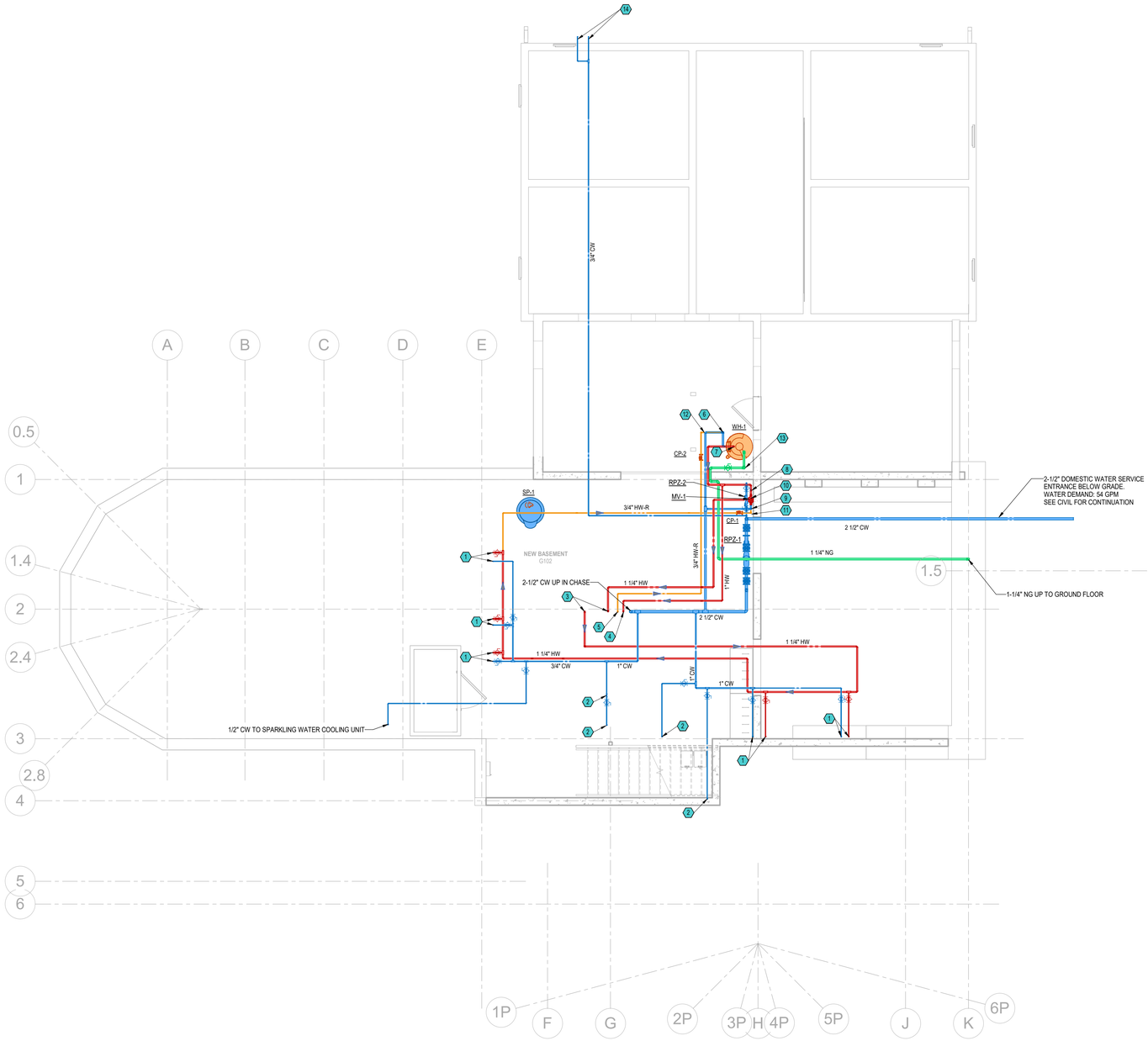

KEYED NOTES

1. 1/2" CW AND HW UP TO FLOOR ABOVE.
2. 1/2" CW UP TO FLOOR ABOVE.
3. 1-1/4" HW UP TO FLOOR ABOVE.
4. 1" HW UP TO FLOOR ABOVE.
5. 3/4" HW-R UP TO FLOOR ABOVE.
6. 1-1/2" CW DOWN TO WATER HEATER.
7. 1-1/2" HW 140 F DEGREES UP FROM WATER HEATER.
8. 1-1/4" HW DOWN TO MIXING VALVE.
9. 1-1/4" CW DOWN TO MIXING VALVE.
10. 1-1/4" HW 120 F DEGREES UP FROM MIXING VALVE.
11. 3/4" HW-R 120 F DEGREES DOWN TO MIXING VALVE.
12. 3/4" HW-R 140 F DEGREES.
13. 1-1/4" NG DOWN TO WATER HEATER. PROVIDE DIRT LEG AND SHUT OFF VALVE.
14. 3/4" CW TO POOL. REFER TO POOL DRAWINGS FOR CONTINUATION

1 BASEMENT FLOOR PLAN - DOMESTIC WATER

3/16" = 1'-0"

N

STATE OF ARKANSAS — REGISTERED PROFESSIONAL ENGINEER — NO. 19764 — FALLON A LEE — 10/2/2026

INSIGHT ENGINEERING, PLLC — CERTIFICATE OF AUTHORIZATION — No. 3523 — ARKANSAS

Dirtworks
561 SEVENTH AVENUE FLOOR 11
NEW YORK, NY 10018
(212) 589 2263

WER ARCHITECTS
901 WEST THIRD STREET
LITTLE ROCK, AR 72201
(501) 374 5300

CONSULTANTS

CIVIL ENGINEERS
CRAFTON TULL & ASSOCIATES, INC.
901 N. 47TH STREET, SUITE 400
ROGERS, AR 72756
(479) 636 4838

MEP ENGINEERS
INSIGHT ENGINEERING
322 S STATE STREET, STE 201
LITTLE ROCK, AR 72201
(501) 237 3077

STRUCTURAL ENGINEERS
ENFRA TME, LLC
BUILDING 2, 1 ALLIED DRIVE, STE 2600
LITTLE ROCK, AR 72202
(501) 666 6776

FOOD SERVICE CONSULTANT
MCKAY-LANE CONSULTING, LTD
1807 DODSON AVE
FT. SMITH, AR 72901
(479) 629 4572

ACOUSTICAL ENGINEERS
ACENTECH
620 W. GERMANTOWN PIKE, STE. 210
PLYMOUTH MEETING PA 19462
(215) 245 8244

PROJECT TITLE

CENTRAL HOUSE & GARDEN

BENTONVILLE, AR

PROJECT NUMBER: 31483

#	ISSUED FOR	DATE
	FINAL CD's	10/2/2026

KEY PLAN

SIGN & SEAL

DRAWN BY

CHECKED BY

SHEET TITLE

BASEMENT FLOOR PLAN - DOMESTIC WATER

SHEET NUMBER

P202

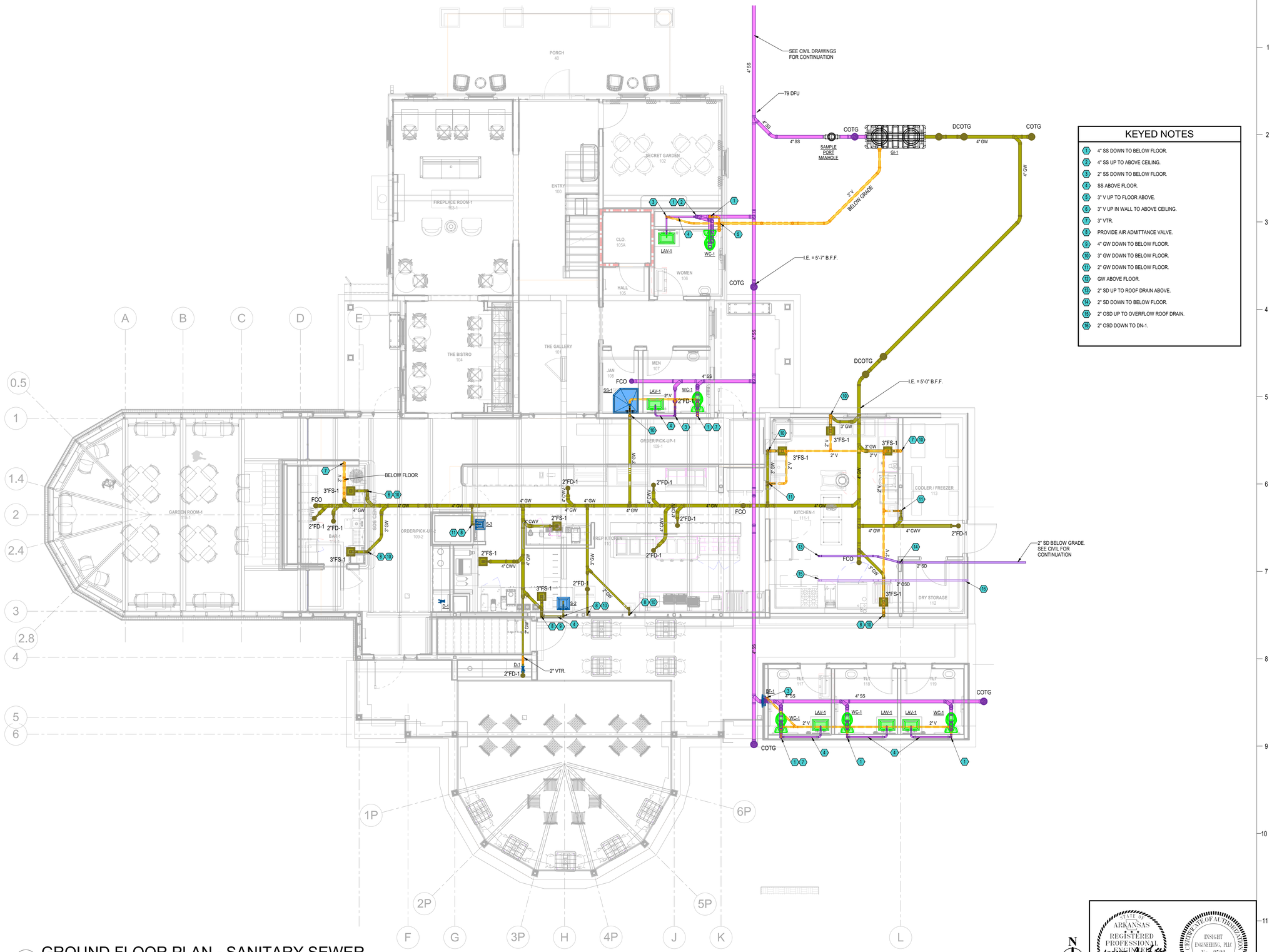

KEYED NOTES

1. 4" SS DOWN TO BELOW FLOOR.
2. 4" SS UP TO ABOVE CEILING.
3. 2" SS DOWN TO BELOW FLOOR.
4. SS ABOVE FLOOR.
5. 3" V UP TO FLOOR ABOVE.
6. 3" V UP IN WALL TO ABOVE CEILING.
7. 3" VTR.
8. PROVIDE AIR ADMITTANCE VALVE.
9. 4" GW DOWN TO BELOW FLOOR.
10. 3" GW DOWN TO BELOW FLOOR.
11. 2" GW DOWN TO BELOW FLOOR.
12. GW ABOVE FLOOR.
13. 2" SD UP TO ROOF DRAIN ABOVE.
14. 2" SD DOWN TO BELOW FLOOR.
15. 2" OSD UP TO OVERFLOW ROOF DRAIN.
16. 2" OSD DOWN TO DN-1.

1 GROUND FLOOR PLAN - SANITARY SEWER
3/16" = 1'-0"

N

STATE OF ARKANSAS REGISTERED PROFESSIONAL ENGINEER No. 19764 DILLON A LEE 10/2/2026

INSIGHT ENGINEERING, PLLC CERTIFICATE OF AUTHORIZATION No. 3523 ARKANSAS

Dirtworks
561 SEVENTH AVENUE FLOOR 11
NEW YORK, NY 10018
(212) 589 2263

WER ARCHITECTS
901 WEST THIRD STREET
LITTLE ROCK, AR 72201
(501) 374 5300

CONSULTANTS

CIVIL ENGINEERS
CRAFTON TULL & ASSOCIATES, INC.
901 N. 47TH STREET, SUITE 400
ROGERS, AR 72756
(479) 636 4838

MEP ENGINEERS
INSIGHT ENGINEERING
322 S STATE STREET, STE 201
LITTLE ROCK, AR 72201
(501) 237 3077

STRUCTURAL ENGINEERS
ENFRA TME, LLC
BUILDING 2, 1 ALLIED DRIVE, STE 2600
LITTLE ROCK, AR 72202
(501) 666 6776

FOOD SERVICE CONSULTANT
MCKAY-LANE CONSULTING, LTD
1807 DODSON AVE
FT. SMITH, AR 72901
(479) 629 4572

ACOUSTICAL ENGINEERS
ACENTECH
620 W. GERMANTOWN PIKE, STE. 210
PLYMOUTH MEETING PA 19462
(215) 245 8244

PROJECT TITLE

CENTRAL HOUSE & GARDEN

BENTONVILLE, AR

PROJECT NUMBER: 31483

#	ISSUED FOR	DATE
	FINAL CD's	10/2/2026

KEY PLAN

SIGN & SEAL

DRAWN BY

CHECKED BY

SHEET TITLE

GROUND FLOOR PLAN - SANITARY SEWER

SHEET NUMBER

P203

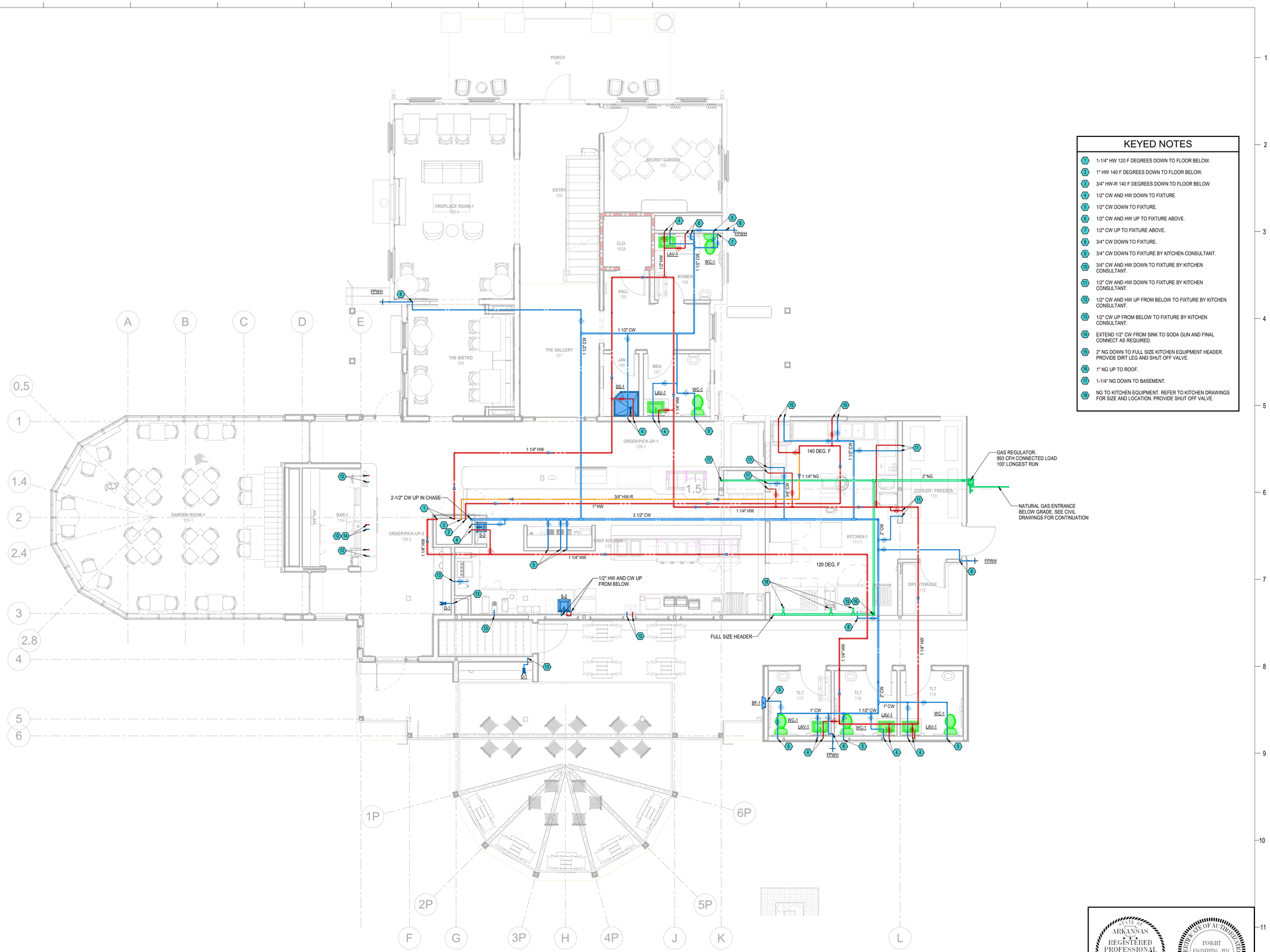

KEYED NOTES

1. 1-1/4" HW 120 F DEGREES DOWN TO FLOOR BELOW.
2. 1" HW 140 F DEGREES DOWN TO FLOOR BELOW.
3. 3/4" HW-R 140 F DEGREES DOWN TO FLOOR BELOW.
4. 1/2" CW AND HW DOWN TO FIXTURE.
5. 1/2" CW DOWN TO FIXTURE.
6. 1/2" CW AND HW UP TO FIXTURE ABOVE.
7. 1/2" CW UP TO FIXTURE ABOVE.
8. 3/4" CW DOWN TO FIXTURE.
9. 3/4" CW DOWN TO FIXTURE BY KITCHEN CONSULTANT.
10. 3/4" CW AND HW DOWN TO FIXTURE BY KITCHEN CONSULTANT.
11. 1/2" CW AND HW DOWN TO FIXTURE BY KITCHEN CONSULTANT.
12. 1/2" CW AND HW UP FROM BELOW TO FIXTURE BY KITCHEN CONSULTANT.
13. 1/2" CW UP FROM BELOW TO FIXTURE BY KITCHEN CONSULTANT.
14. EXTEND 1/2" CW FROM SINK TO SODA GUN AND FINAL CONNECT AS REQUIRED.
15. 2" NG DOWN TO FULL SIZE KITCHEN EQUIPMENT HEADER. PROVIDE DIRT LEG AND SHUT OFF VALVE.
16. 1" NG UP TO ROOF.
17. 1-1/4" NG DOWN TO BASEMENT.
18. NG TO KITCHEN EQUIPMENT. REFER TO KITCHEN DRAWINGS FOR SIZE AND LOCATION. PROVIDE SHUT OFF VALVE.

1 GROUND FLOOR PLAN - DOMESTIC WATER
3/16" = 1'-0"

N

STATE OF ARKANSAS — REGISTERED PROFESSIONAL ENGINEER — No. 19764 — ALLEN A. LEE — 10/2/2026

INSIGHT ENGINEERING, PLLC — No. 3523 — ARKANSAS — CERTIFICATE OF AUTHORIZATION

Dirtworks
561 SEVENTH AVENUE FLOOR 11
NEW YORK, NY 10018
(212) 589 2263

WER ARCHITECTS
901 WEST THIRD STREET
LITTLE ROCK, AR 72201
(501) 374 5300

CONSULTANTS

CIVIL ENGINEERS
CRAFTON TULL & ASSOCIATES, INC.
901 N. 47TH STREET, SUITE 400
ROGERS, AR 72756
(479) 636 4838

MEP ENGINEERS
INSIGHT ENGINEERING
322 S STATE STREET, STE 201
LITTLE ROCK, AR 72201
(501) 237 3077

STRUCTURAL ENGINEERS
ENFRA TME, LLC
BUILDING 2, 1 ALLIED DRIVE, STE 2600
LITTLE ROCK, AR 72202
(501) 666 6776

FOOD SERVICE CONSULTANT
MCKAY-LANE CONSULTING, LTD
1807 DODSON AVE
FT. SMITH, AR 72901
(479) 629 4572

ACOUSTICAL ENGINEERS
ACENTECH
620 W. GERMANTOWN PIKE, STE. 210
PLYMOUTH MEETING PA 19462
(215) 245 8244

PROJECT TITLE

CENTRAL HOUSE & GARDEN

BENTONVILLE, AR

PROJECT NUMBER: 31483

#	ISSUED FOR	DATE
	FINAL CD's	10/2/2026

KEY PLAN

SIGN & SEAL

DRAWN BY

CHECKED BY

SHEET TITLE

GROUND FLOOR PLAN - DOMESTIC WATER

SHEET NUMBER

P204

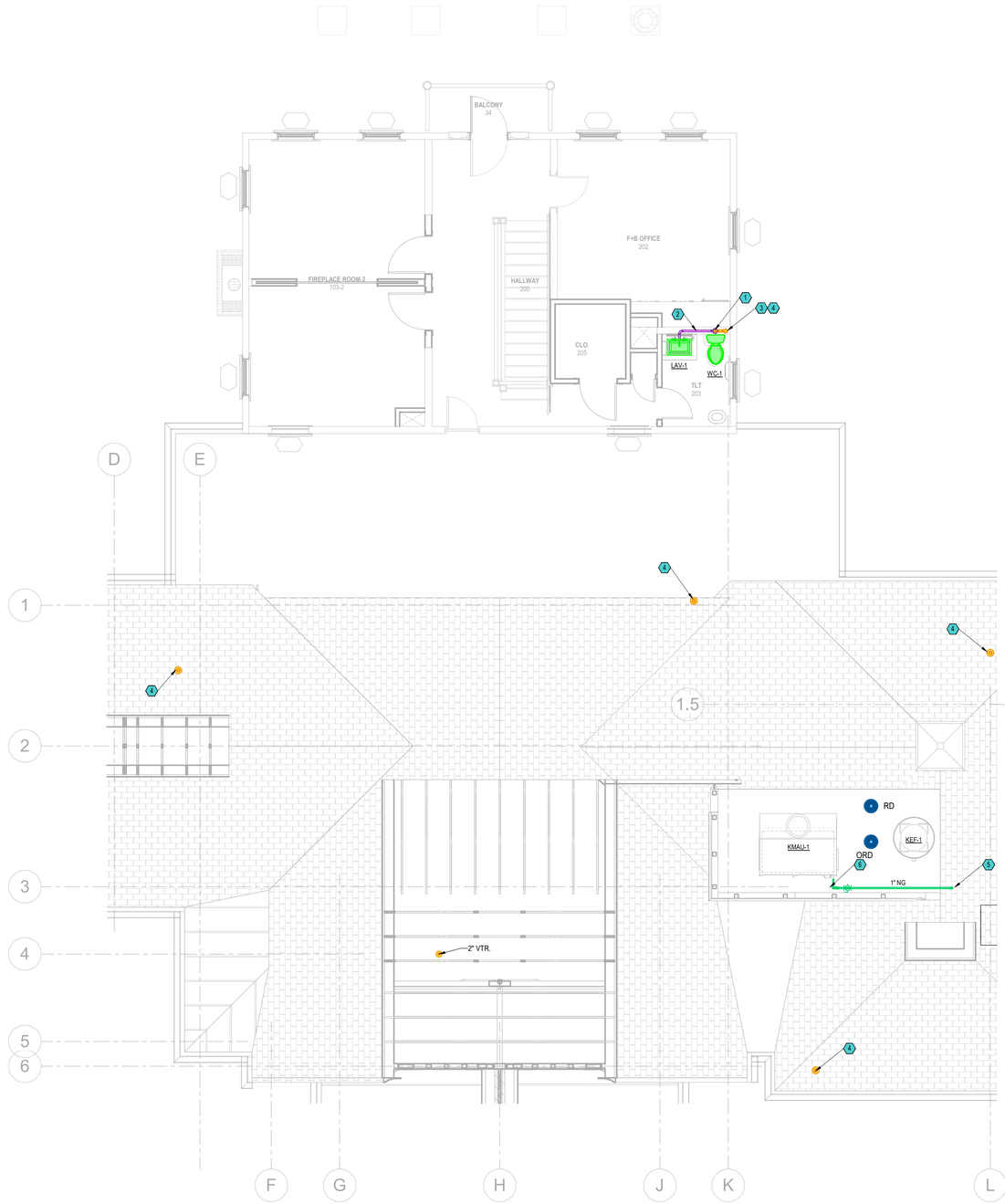

KEYED NOTES

1. 4" SS DOWN TO BELOW FLOOR.
2. SS ABOVE FLOOR.
3. 3" VENT DOWN TO BELOW FLOOR.
4. 3" VTR.
5. 1" NG UP FROM BELOW.
6. 1" NG TO KMAU-1. PROVIDE DIRT LEG AND SHUT OFF VALVE.

1 SECOND FLOOR PLAN - SANITARY SEWER

3/16" = 1'-0"

N

STATE OF ARKANSAS REGISTERED PROFESSIONAL ENGINEER NO. 19764 ALLISON A LEE 10/2/2026

CERTIFICATE OF AUTHORIZATION INSIGHT ENGINEERING, PLLC No. 3523 ARKANSAS

Dirtworks
561 SEVENTH AVENUE FLOOR 11
NEW YORK, NY 10018
(212) 589 2263

WER ARCHITECTS
901 WEST THIRD STREET
LITTLE ROCK, AR 72201
(501) 374 5300

CONSULTANTS

CIVIL ENGINEERS
CRAFTON TULL & ASSOCIATES, INC.
901 N. 47TH STREET, SUITE 400
ROGERS, AR 72756
(479) 636 4838

MEP ENGINEERS
INSIGHT ENGINEERING
322 S STATE STREET, STE 201
LITTLE ROCK, AR 72201
(501) 237 3077

STRUCTURAL ENGINEERS
ENFRA TME, LLC
BUILDING 2, 1 ALLIED DRIVE, STE 2600
LITTLE ROCK, AR 72202
(501) 666 6776

FOOD SERVICE CONSULTANT
MCKAY-LANE CONSULTING, LTD
1807 DODSON AVE
FT. SMITH, AR 72901
(479) 629 4572

ACOUSTICAL ENGINEERS
ACENTECH
620 W. GERMANTOWN PIKE, STE. 210
PLYMOUTH MEETING PA 19462
(215) 245 8244

PROJECT TITLE

CENTRAL HOUSE & GARDEN

BENTONVILLE, AR

PROJECT NUMBER: 31483

#	ISSUED FOR	DATE
	FINAL CD's	10/2/2026

KEY PLAN

SIGN & SEAL

DRAWN BY

CHECKED BY

SHEET TITLE

SECOND FLOOR PLAN - SANITARY SEWER

SHEET NUMBER

P205

KEYED NOTES

1. 1/2" CW AND HW UP TO FIXTURE.
2. 1/2" CW UP TO FIXTURE.

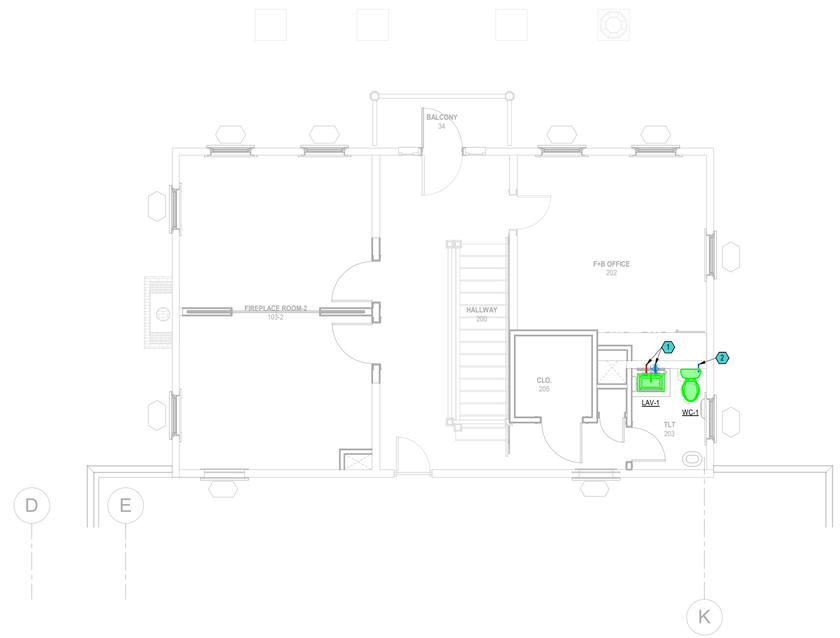

1 SECOND FLOOR PLAN - DOMESTIC WATER
3/16" = 1'-0"

N

STATE OF ARKANSAS REGISTERED PROFESSIONAL ENGINEER NO. 19764 KELLON A. LEE
10/2/2026

CERTIFICATE OF AUTHORIZATION INSIGHT ENGINEERING, PLLC No. 3523 ARKANSAS

Dirtworks
561 SEVENTH AVENUE FLOOR 11
NEW YORK, NY 10018
(212) 589 2263

WER ARCHITECTS
901 WEST THIRD STREET
LITTLE ROCK, AR 72201
(501) 374 5300

CONSULTANTS

CIVIL ENGINEERS
CRAFTON TULL & ASSOCIATES, INC.
901 N. 47TH STREET, SUITE 400
ROGERS, AR 72756
(479) 636 4838

MEP ENGINEERS
INSIGHT ENGINEERING
322 S STATE STREET, STE 201
LITTLE ROCK, AR 72201
(501) 237 3077

STRUCTURAL ENGINEERS
ENFRA TME, LLC
BUILDING 2, 1 ALLIED DRIVE, STE 2600
LITTLE ROCK, AR 72202
(501) 666 6776

FOOD SERVICE CONSULTANT
MCKAY-LANE CONSULTING, LTD
1807 DODSON AVE
FT. SMITH, AR 72901
(479) 629 4572

ACOUSTICAL ENGINEERS
ACENTECH
620 W. GERMANTOWN PIKE, STE. 210
PLYMOUTH MEETING PA 19462
(215) 245 8244

PROJECT TITLE

CENTRAL HOUSE & GARDEN

BENTONVILLE, AR

PROJECT NUMBER: 31483

#	ISSUED FOR	DATE
	FINAL CD's	10/2/2026

KEY PLAN

SIGN & SEAL

DRAWN BY

CHECKED BY

SHEET TITLE

SECOND FLOOR PLAN - DOMESTIC WATER

SHEET NUMBER

P206

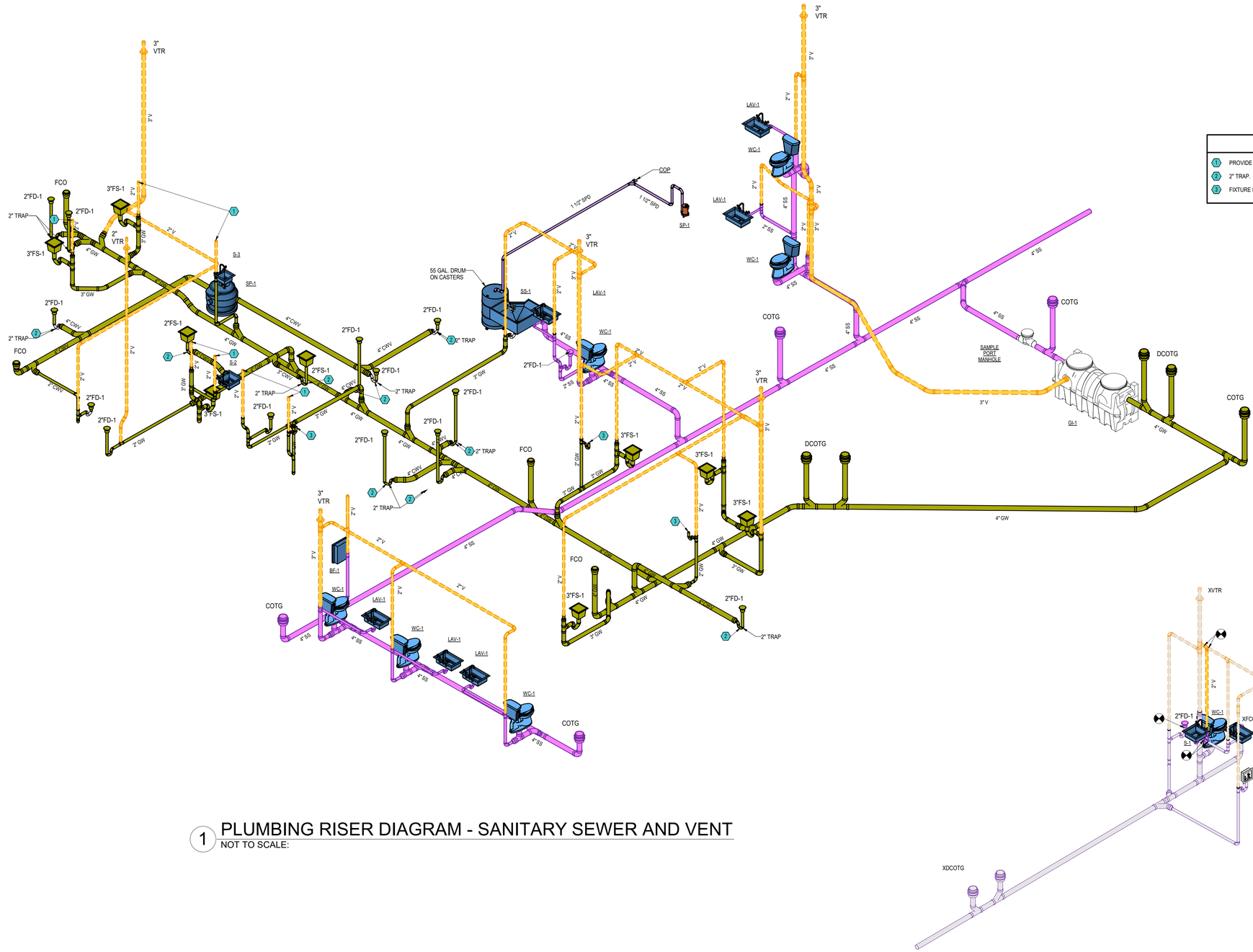

1 PLUMBING RISER DIAGRAM - SANITARY SEWER AND VENT
NOT TO SCALE:

2 PLUMBING RISER DIAGRAM - SANITARY SEWER AND VENT MAINTENANCE BUILDING
NOT TO SCALE:

STATE OF ARKANSAS REGISTERED PROFESSIONAL ENGINEER NO. 19761 FALLON A LEE 10/2/2026
CERTIFICATE OF AUTHORIZATION INSIGHT ENGINEERING, PLLC No. 3523 ARKANSAS

Dirtworks
561 SEVENTH AVENUE FLOOR 11
NEW YORK, NY 10018
(212) 589 2263

WER ARCHITECTS
901 WEST THIRD STREET
LITTLE ROCK, AR 72201
(501) 374 5300

CONSULTANTS

CIVIL ENGINEERS
CRAFTON TULL & ASSOCIATES, INC.
901 N. 47TH STREET, SUITE 400
ROGERS, AR 72756
(479) 636 4838

MEP ENGINEERS
INSIGHT ENGINEERING
322 S STATE STREET, STE 201
LITTLE ROCK, AR 72201
(501) 237 3077

STRUCTURAL ENGINEERS
ENFRA TME, LLC
BUILDING 2, 1 ALLIED DRIVE, STE 2600
LITTLE ROCK, AR 72202
(501) 666 6776

FOOD SERVICE CONSULTANT
MCKAY-LANE CONSULTING, LTD
1807 DODSON AVE
FT. SMITH, AR 72901
(479) 629 4572

ACOUSTICAL ENGINEERS
ACENTECH
620 W. GERMANTOWN PIKE, STE. 210
PLYMOUTH MEETING PA 19462
(215) 245 8244

PROJECT TITLE

CENTRAL HOUSE & GARDEN

BENTONVILLE, AR

PROJECT NUMBER: 31483

#	ISSUED FOR	DATE
	FINAL CD's	10/2/2026

KEY PLAN

SIGN & SEAL

DRAWN BY

CHECKED BY

SHEET TITLE

RISER DIAGRAMS - PLUMBING

SHEET NUMBER

P301

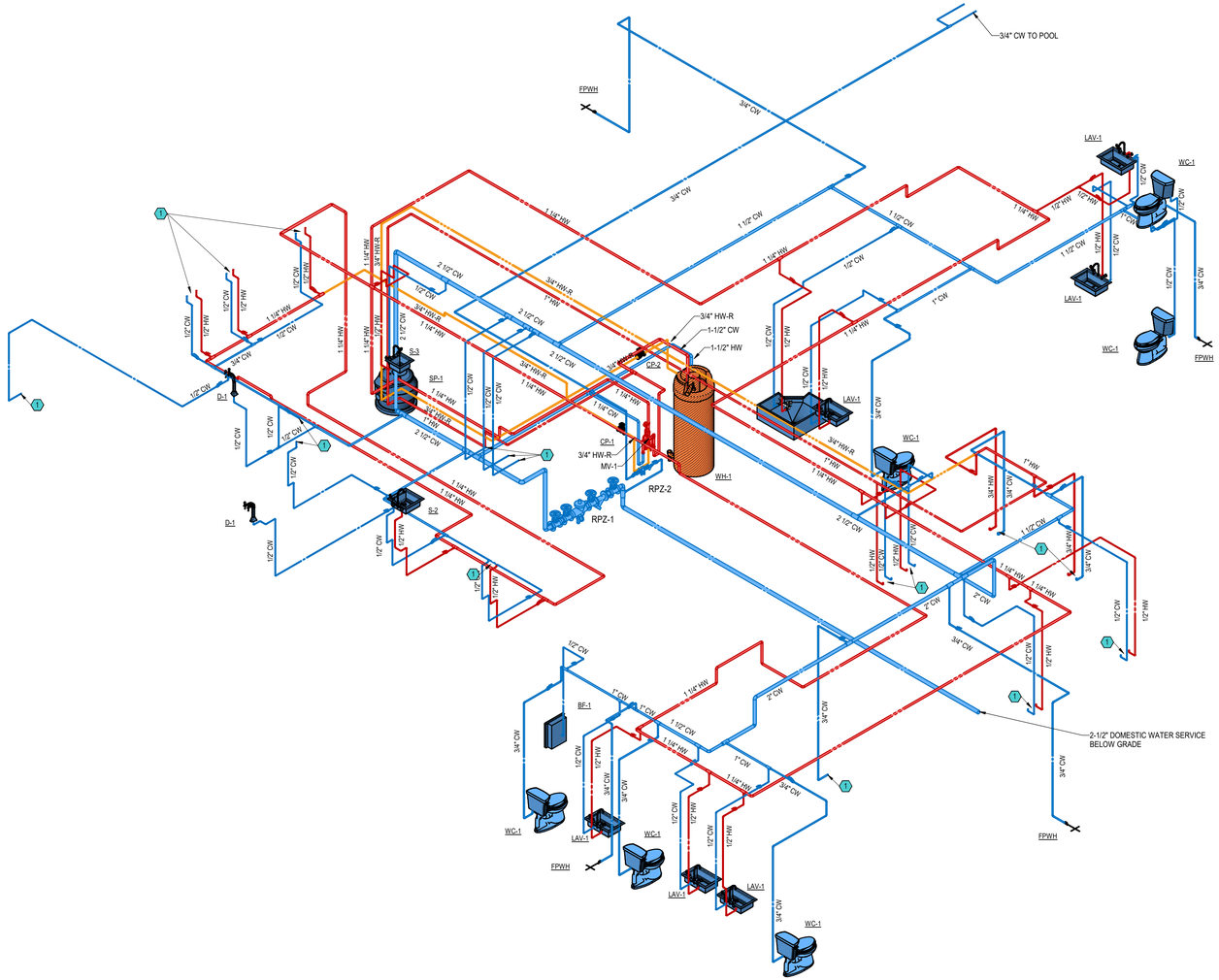
3/4" CW TO POOL
FPWH
3/4" CW
1 1/4" HW
1 1/2" CW
3/4" HW-R
1" HW
2 1/2" CW
1/2" CW
1/2" HW
3/4" HW-R
1 1/4" HW
3/4" CW
1/2" CW
1" CW
1 1/4" CW
1" HW
3/4" HW-R
1 1/4" HW
2 1/2" CW
3/4" HW-R
1 1/4" HW
2 1/2" CW
3/4" HW-R
1" HW
2 1/2" CW
1 1/4" HW
1 1/4" CW
1" HW
1 1/4" HW
2 1/2" CW
1 1/4" HW
1 1/4" HW
1" HW
1 1/4" HW
2" CW
3/4" CW
1 1/2" CW
1" CW
1 1/4" HW
1" CW
1 1/4" HW
3/4" CW
1" CW
1 1/4" HW
3/4" CW
3/4" CW
2-1/2" DOMESTIC WATER SERVICE BELOW GRADE
3/4" HW-R
1-1/2" CW
1-1/2" HW
3/4" HW-R
3/4" HW-R
3/4" HW-R

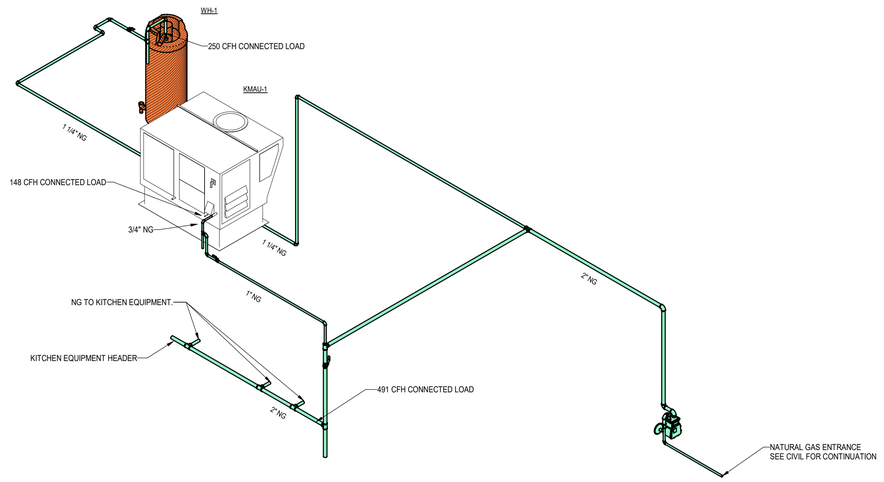

1 PLUMBING RISER DIAGRAM - NATURAL GAS
NOT TO SCALE:

Dirtworks
561 SEVENTH AVENUE FLOOR 11
NEW YORK, NY 10018
(212) 589 2263

WER ARCHITECTS
901 WEST THIRD STREET
LITTLE ROCK, AR 72201
(501) 374 5300

CONSULTANTS

CIVIL ENGINEERS
CRAFTON TULL & ASSOCIATES, INC.
901 N. 47TH STREET, SUITE 400
ROGERS, AR 72756
(479) 636 4838

MEP ENGINEERS
INSIGHT ENGINEERING
322 S STATE STREET, STE 201
LITTLE ROCK, AR 72201
(501) 237 3077

STRUCTURAL ENGINEERS
ENFRA TME, LLC
BUILDING 2, 1 ALLIED DRIVE, STE 2600
LITTLE ROCK, AR 72202
(501) 666 6776

FOOD SERVICE CONSULTANT
MCKAY-LANE CONSULTING, LTD
1807 DODSON AVE
FT. SMITH, AR 72901
(479) 629 4572

ACOUSTICAL ENGINEERS
ACENTECH
620 W. GERMANTOWN PIKE, STE. 210
PLYMOUTH MEETING PA 19462
(215) 245 8244

PROJECT TITLE

CENTRAL HOUSE & GARDEN

BENTONVILLE, AR

PROJECT NUMBER: 31483

#	ISSUED FOR	DATE
	FINAL CD's	10/2/2026

KEY PLAN

SIGN & SEAL

STATE OF ARKANSAS — REGISTERED PROFESSIONAL ENGINEER — No. 19761 — FALON A LEE — 10/2/2026

CERTIFICATE OF AUTHORIZATION — INSIGHT ENGINEERING, PLLC — No. 3523 — ARKANSAS

DRAWN BY

CHECKED BY

SHEET TITLE

RISER DIAGRAMS - PLUMBING

SHEET NUMBER

P303

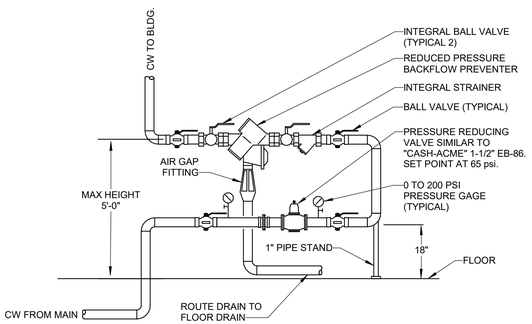

1 DOMESTIC WATER ENTRANCE DETAIL
NOT TO SCALE:

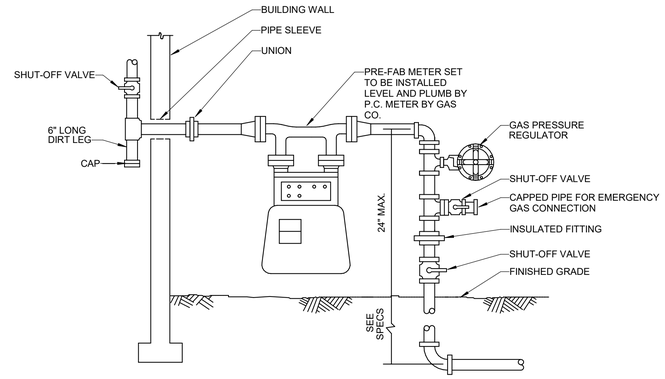

2 GAS METER & REGULATOR DETAIL
NOT TO SCALE:

NOTE:

1. ALL EQUIPMENT USING GAS SHALL BE FURNISHED AND INSTALLED WITH ITS OWN GAS REGULATOR, AS RECOMMENDED BY MANUFACTURER.

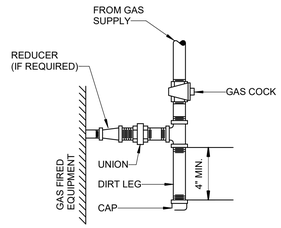

3 GAS CONNECTION DETAIL
NOT TO SCALE:

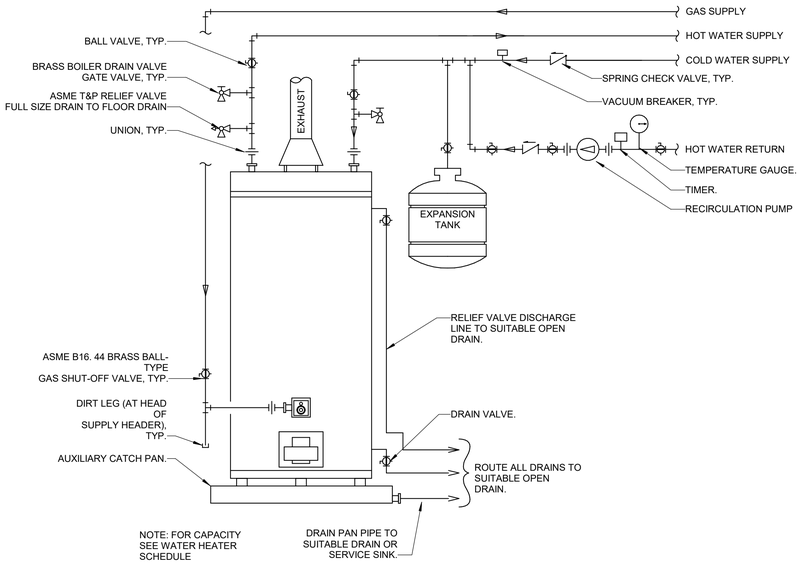

4 GAS WATER HEATER DETAIL
NOT TO SCALE:

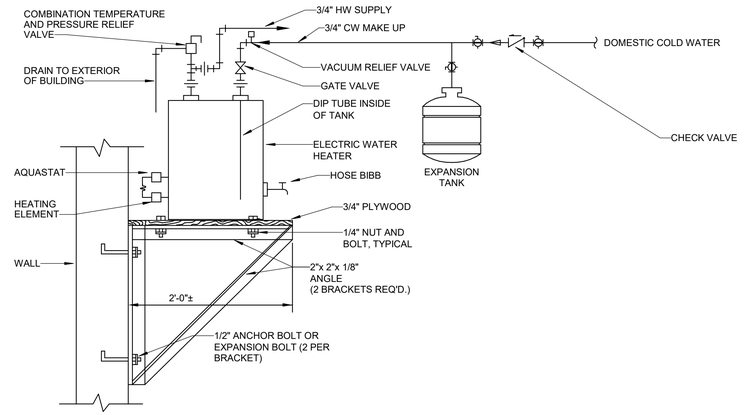

5 WALL MOUNTED ELECTRIC WATER HEATER DETAIL
NOT TO SCALE:

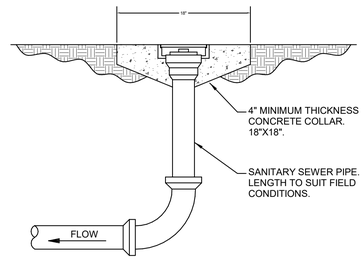

6 CLEANOUT TO GRADE
NOT TO SCALE:

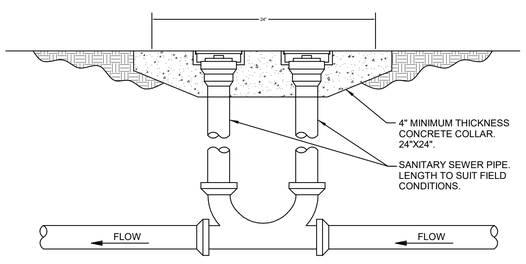

7 DOUBLE CLEANOUT TO GRADE
NOT TO SCALE:

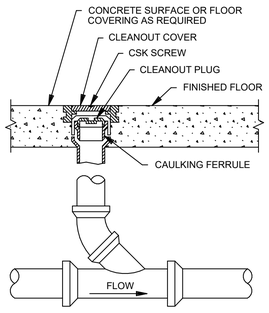

8 FLOOR CLEANOUT-FINISHED ROOMS
NOT TO SCALE:

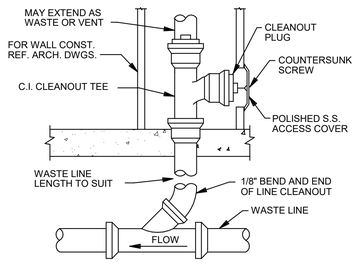

9 WALL CLEANOUT-FINISHED ROOMS
NOT TO SCALE:

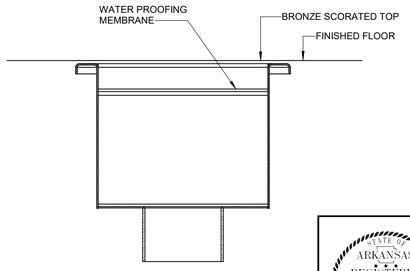

10 FLOOR SINK DETAIL
NOT TO SCALE:

STATE OF ARKANSAS REGISTERED PROFESSIONAL ENGINEER No. 19764 FALLON A LEE
10/2/2026
CERTIFICATE OF AUTHORIZATION INSIGHT ENGINEERING, PLLC No. 3523 ARKANSAS

Dirtworks
561 SEVENTH AVENUE FLOOR 11
NEW YORK, NY 10018
(212) 589 2263

WER ARCHITECTS
901 WEST THIRD STREET
LITTLE ROCK, AR 72201
(501) 374 5300

CONSULTANTS

CIVIL ENGINEERS
CRAFTON TULL & ASSOCIATES, INC.
901 N. 47TH STREET, SUITE 400
ROGERS, AR 72756
(479) 636 4838

MEP ENGINEERS
INSIGHT ENGINEERING
322 S STATE STREET, STE 201
LITTLE ROCK, AR 72201
(501) 237 3077

STRUCTURAL ENGINEERS
ENFRA TME, LLC
BUILDING 2, 1 ALLIED DRIVE, STE 2600
LITTLE ROCK, AR 72202
(501) 666 6776

FOOD SERVICE CONSULTANT
MCKAY-LANE CONSULTING, LTD
1807 DODSON AVE
FT. SMITH, AR 72901
(479) 629 4572

ACOUSTICAL ENGINEERS
ACENTECH
620 W. GERMANTOWN PIKE, STE. 210
PLYMOUTH MEETING PA 19462
(215) 245 8244

PROJECT TITLE

CENTRAL HOUSE & GARDEN

BENTONVILLE, AR

PROJECT NUMBER: 31483

#	ISSUED FOR	DATE
	FINAL CD's	10/2/2026

KEY PLAN

SIGN & SEAL

DRAWN BY

CHECKED BY

SHEET TITLE

DETAILS - PLUMBING

SHEET NUMBER

P401

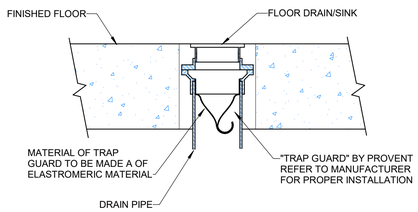

1 TRAP-GUARD DETAIL
NOT TO SCALE:

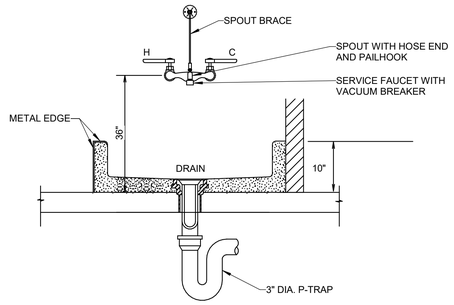

2 SERVICE SINK DETAIL
NOT TO SCALE:

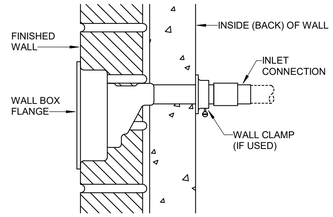

3 FREEZEPROOF WALL HYDRANT DETAIL
NOT TO SCALE:

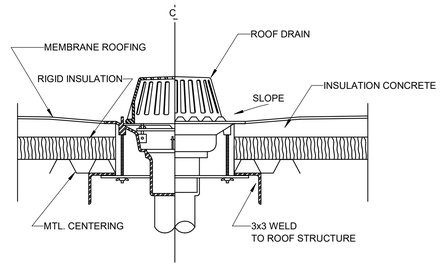

4 ROOF DRAIN DETAIL
NOT TO SCALE:

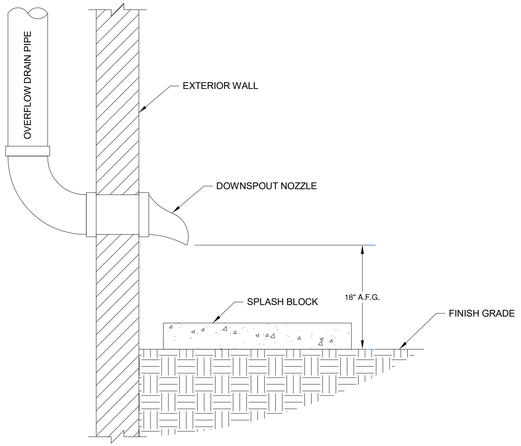

5 DOWNSPOUT NOZZLE DETAIL
NOT TO SCALE:

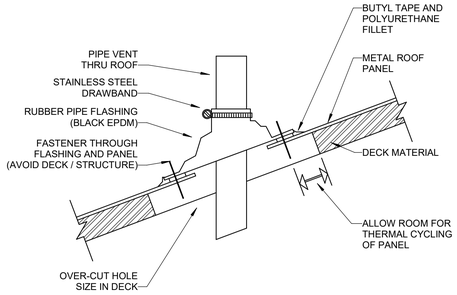

6 VENT THRU ROOF DETAIL (SLOPED ROOF)
NOT TO SCALE:

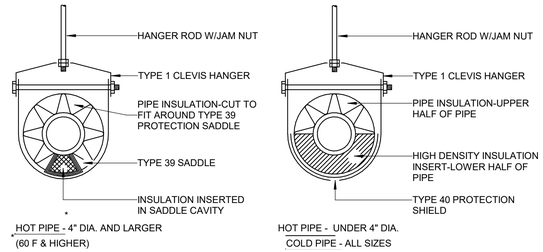

7 HANGER DETAILS: INSULATED PIPE DETAIL
NOT TO SCALE:

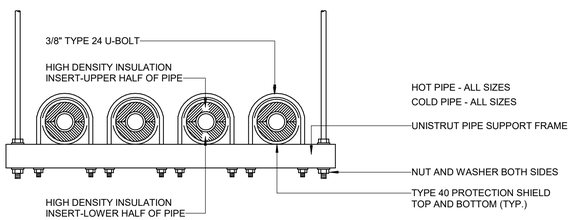

8 HORIZONTAL PIPE SUPPORT DETAIL
NOT TO SCALE:

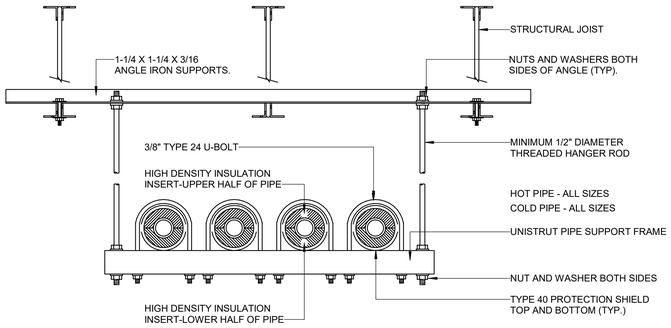

9 HORIZONTAL PIPE SUPPORT DETAIL (JOIST)
NOT TO SCALE:

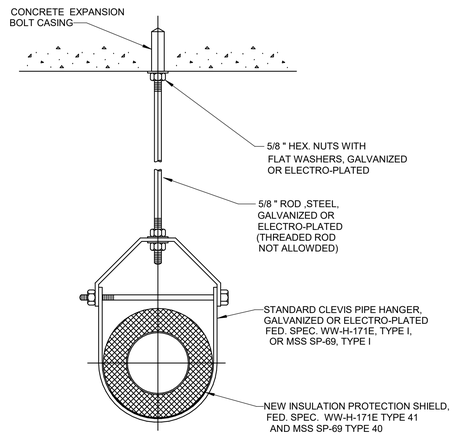

10 CLEVIS HANGER FOR INSULATED PIPE DETAIL
NOT TO SCALE:

STATE OF ARKANSAS
REGISTERED PROFESSIONAL ENGINEER
No. 19764
ALLISON VALEY
10/2/2026

CERTIFICATE OF AUTHORIZATION
INSIGHT ENGINEERING, PLLC
No. 3523
ARKANSAS

Dirtworks
561 SEVENTH AVENUE FLOOR 11
NEW YORK, NY 10018
(212) 589 2263

WER ARCHITECTS
901 WEST THIRD STREET
LITTLE ROCK, AR 72201
(501) 374 5300

CONSULTANTS

CIVIL ENGINEERS
CRAFTON TULL & ASSOCIATES, INC.
901 N. 47TH STREET, SUITE 400
ROGERS, AR 72756
(479) 636 4838

MEP ENGINEERS
INSIGHT ENGINEERING
322 S STATE STREET, STE 201
LITTLE ROCK, AR 72201
(501) 237 3077

STRUCTURAL ENGINEERS
ENFRA TME, LLC
BUILDING 2, 1 ALLIED DRIVE, STE 2600
LITTLE ROCK, AR 72202
(501) 666 6776

FOOD SERVICE CONSULTANT
MCKAY-LANE CONSULTING, LTD
1807 DODSON AVE
FT. SMITH, AR 72901
(479) 629 4572

ACOUSTICAL ENGINEERS
ACENTECH
620 W. GERMANTOWN PIKE, STE. 210
PLYMOUTH MEETING PA 19462
(215) 245 8244

PROJECT TITLE

CENTRAL HOUSE & GARDEN

BENTONVILLE, AR

PROJECT NUMBER: 31483

#	ISSUED FOR	DATE
	FINAL CD's	10/2/2026

KEY PLAN

SIGN & SEAL

DRAWN BY

CHECKED BY

SHEET TITLE

DETAILS - PLUMBING

SHEET NUMBER

P402

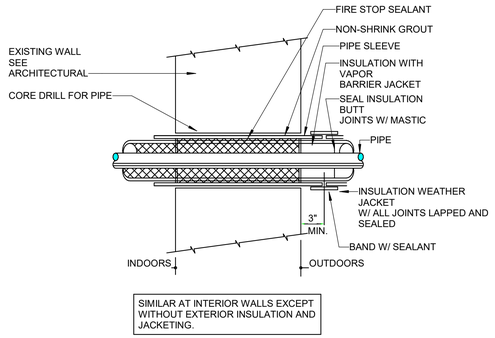

1 PIPE PENETRATION AT WALL
NOT TO SCALE:

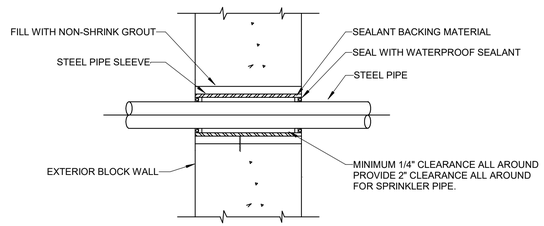

2 PIPE SLEEVE THRU EXTERIOR WALL DETAIL
NOT TO SCALE:

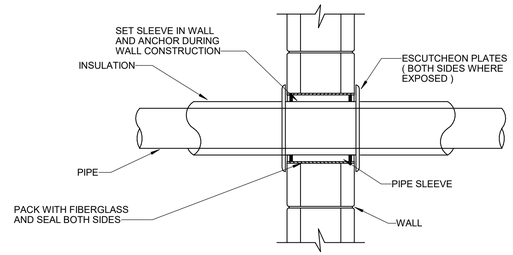

3 PIPE SLEEVE THRU INTERIOR WALL
NOT TO SCALE:

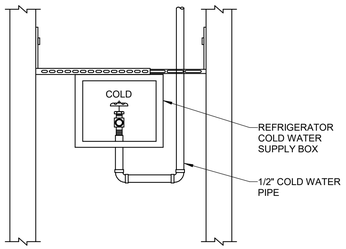

4 ICE MAKER COLD WATER SUPPLY BOX W/O DRAIN DETAIL
NOT TO SCALE:

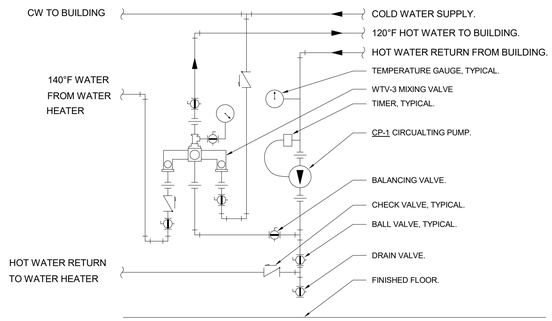

5 BUILDING MIXING VALVE DETAIL
NOT TO SCALE:

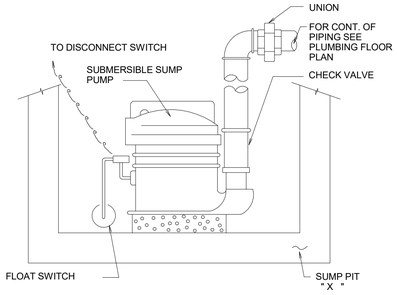

6 SUMP PUMP DETAIL
NOT TO SCALE:

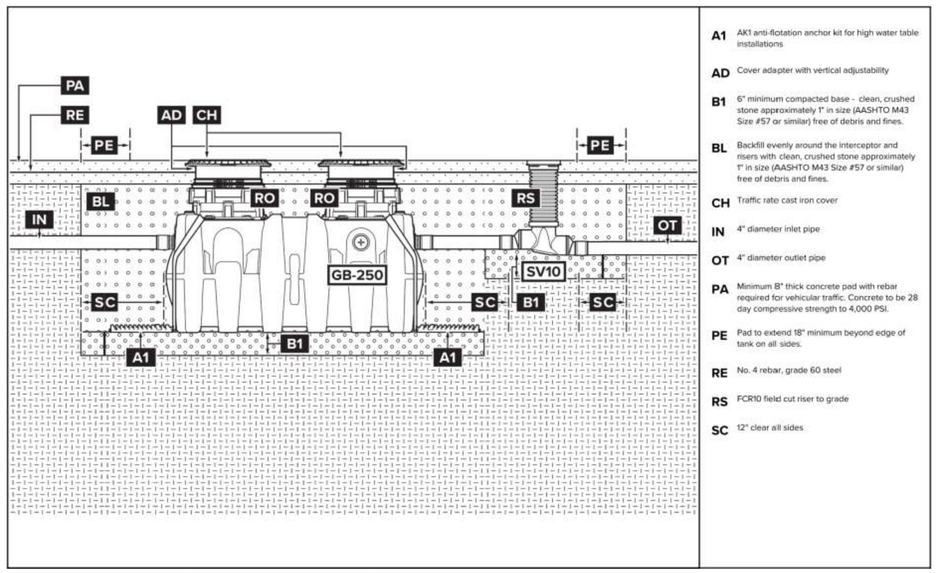

A1	AK1 anti-flotation anchor kit for high water table installations
AD	Cover adapter with vertical adjustability
B1	6" minimum compacted base - clean, crushed stone approximately 1" in size (AASHTO M43 Size #57 or similar) free of debris and fines.
BL	Backfill evenly around the interceptor and risers with clean, crushed stone approximately 1" in size (AASHTO M43 Size #57 or similar) free of debris and fines.
CH	Traffic rate cast iron cover
IN	4" diameter inlet pipe
OT	4" diameter outlet pipe
PA	Minimum 8" thick concrete pad with rebar required for vehicular traffic. Concrete to be 28 day compressive strength to 4,000 PSI.
PE	Pad to extend 18" minimum beyond edge of tank on all sides.
RE	No. 4 rebar, grade 60 steel
RS	FCR10 field cut riser to grade
SC	12" clear all sides

7 GREASE INTERCEPTOR
NOT TO SCALE:

STATE OF ARKANSAS REGISTERED PROFESSIONAL ENGINEER No. 19764 FALON ALEX 10/2/2026

INSIGHT ENGINEERING, PLLC CERTIFICATE OF AUTHORIZATION No. 3523 ARKANSAS

Dirtworks
561 SEVENTH AVENUE FLOOR 11
NEW YORK, NY 10018
(212) 589 2263

WER ARCHITECTS
901 WEST THIRD STREET
LITTLE ROCK, AR 72201
(501) 374 5300

CONSULTANTS

CIVIL ENGINEERS
CRAFTON TULL & ASSOCIATES, INC.
901 N. 47TH STREET, SUITE 400
ROGERS, AR 72756
(479) 636 4838

MEP ENGINEERS
INSIGHT ENGINEERING
322 S STATE STREET, STE 201
LITTLE ROCK, AR 72201
(501) 237 3077

STRUCTURAL ENGINEERS
ENFRA TME, LLC
BUILDING 2, 1 ALLIED DRIVE, STE 2600
LITTLE ROCK, AR 72202
(501) 666 6776

FOOD SERVICE CONSULTANT
MCKAY-LANE CONSULTING, LTD
1807 DODSON AVE
FT. SMITH, AR 72901
(479) 629 4572

ACOUSTICAL ENGINEERS
ACENTECH
620 W. GERMANTOWN PIKE, STE. 210
PLYMOUTH MEETING PA 19462
(215) 245 8244

PROJECT TITLE

CENTRAL HOUSE & GARDEN

BENTONVILLE, AR

PROJECT NUMBER: 31483

#	ISSUED FOR	DATE
	FINAL CD's	10/2/2026

KEY PLAN

SIGN & SEAL

DRAWN BY

CHECKED BY

SHEET TITLE

DETAILS - PLUMBING

SHEET NUMBER

P403

PLUMBING FIXTURE SCHEDULE

DESIGNATION	FIXTURE TYPE	BASIS OF DESIGN		PIPE CONNECTION SIZE				TRAP	DESCRIPTION
		MANUFACTURER AND MODEL	ACCESSORIES	COLD	HOT	WASTE	VENT		
WC-1	TANK WATER CLOSET ADA	KHOLER K-3519, CALIFORNIA TRADITIONAL UNIVERSAL FIT TANK LEVER 9409-30-PN	K-4670-SA-0, OPEN FRONTLESS COVER SEAT; ZURN Z8802-XL-Q-PC QUARTER TURN STOP	3/4"	-	4"	2"	INTEGRAL	1.0 GPF, ADA FLOOR MOUNT, TRIP LEVEL TO BE INSTALLED ON APPROACH SIDE TO MEET ADA, TANK TYPE, WHITE VITREOUS CHINA, CHROME STOP, OPEN FRONT SEAT
LAV-1	LAVATORY ADA	AMERICAN STANDARDS 0618.000, WATERWORKS HIGHGATE HGLS30	ZURN Z78700-PC TRAP, ZURN Z8743-PC SOLID STRAINER, ZURN Z8804-XL-LR-PC STOPS, LEONARD MIXING VALVE 170-LF	1/2"	1/2"	2"	2"	1-1/4"	UNDERMOUNT LAVATORY ADA COMPLIANT, 21-1/16"x14"x6-1/4"H BOWL SIZE, WHITE VITREOUS CHINA, UNGLAZED RIM, GRID STRAINER, CHROME-PLATED SUPPLY STOPS AND TRAP, GOOSENECK, NICKEL FINISH, WIDESPREAD FAUCET, 1.2 GPM, BELOW DECK THERMOSTATIC MIXING VALVE
LAV-2	LAVATORY	AMERICAN STANDARDS 0618.000, T&S BP-2704-BN	ZURN Z78700-PC TRAP, ZURN Z8743-PC SOLID STRAINER, ZURN Z8804-XL-LR-PC STOPS, LEONARD MIXING VALVE 170-LF	1/2"	1/2"	2"	2"	1-1/4"	UNDERMOUNT LAVATORY ADA COMPLIANT, 21-1/16"x14"x6-1/4"H BOWL SIZE, WHITE VITREOUS CHINA, UNGLAZED RIM, GRID STRAINER, CHROME-PLATED SUPPLY STOPS AND TRAP, FAUCET - BRUSHED NICKEL, SINGLE HOLE, SINGLE LEVER, CERAMIC CARTRIDGE, 0.5 GPM, BELOW DECK THERMOSTATIC MIXING VALVE
BF-1	BOTTLE FILLER	ELKAY EBWDCM0SSC-BD	Z8702-PC ZURN P-TRAP, Z8804-XL-LR-PC ZURN STOPS AND SUPPLYS	1/2"	-	2"	2"	1-1/4"	BOTTLE FILLING STATION, LEAD FREE, BOTTLE FILLING UNIT SHALL INCLUDE MECHANICAL PUSH-BUTTON ACTIVATION, BOTTLE FILLER SHALL PROVIDE LAMINAR FLOW, STAINLESS STEEL CABINET, INTEGRAL DRAIN, UNIT SHALL MEET ADA GUIDELINES
D-1	DISPENSER	ELKAY DSC2K	Z8702-PC ZURN P-TRAP, Z8804-XL-LR-PC ZURN STOPS AND SUPPLYS	3/8"	-	2"	2"	1-1/4"	BOTTLE FILLING STATION, LEAD FREE, 20 GPH OF 50 DEG. F DRINKING WATER AT 77 DEG. F AMBIENT AND 68 DEG. F INLET WATER, ADJUSTABLE FLOW CONTROL LOCATED ON TWO 316 STAINLESS STEEL TAPS, POLISHED CHROME PLATED BRASS BODY, DRIP TRAY INCLUDED
S-1	SINK	JUST USADA1818A55-J, CHICAGO FAUCET 434-ABBN	MCGUIRE 151 BASKET STRAINER, DEARBORN BRASS P9704 TRAP, BRASSCRAFT G2CR19 SUPPLY STOP, BRASSCRAFT 649 5/8" ESCUTCHEON	1/2"	1/2"	2"	2"	1-1/2"	SINK - 18.5"x18.5"x5.375"D, UNDERMOUNTSINGLE BOWL, 18 GAUGE, TYPE 304 STAINLESS STEEL, FAUCET - SINGLE HANDLE BAR SINK WITH PULL-DOWN SPOUT
S-2	SINK	ADVANCE TABCO SMART FABRICATION DI-1-25, ADVANCE TABCO SMART FABRICATION K-52	MCGUIRE 151 BASKET STRAINER, DEARBORN BRASS P9704 TRAP, BRASSCRAFT G2CR19 SUPPLY STOP, BRASSCRAFT 649 5/8" ESCUTCHEON	1/2"	1/2"	2"	2"	1-1/2"	DROP-IN BAR HAND SINK, 12"W X 14"D OVERALL, 9"W X 9"D FRONT-TO-BACK X 5" DEEP BOWL, 20 GAUGE, 20/304 STAINLESS STEEL, INCLUDES: K-52 DECK MOUNTED GOOSENECK FAUCET, 1-1/2" BASKET DRAIN, NSF (CUTOUT SIZE 11-1/4"W X 13-1/4"D), FAUCET - HEAVY DUTY, 4" OC, DECK MOUNTED WITH 3-1/2" GOOSENECK, LEAD FREE
S-3	SINK	ADVANCE TABCO SMART FABRICATION DI-1-35, ADVANCE TABCO SMART FABRICATION K-52	MCGUIRE 151 BASKET STRAINER, DEARBORN BRASS P9704 TRAP, BRASSCRAFT G2CR19 SUPPLY STOP, BRASSCRAFT 649 5/8" ESCUTCHEON	1/2"	1/2"	2"	2"	1-1/2"	DROP-IN SINK, 1-COMPARTMENT, 14" WIDE X 10" FRONT-TO-BACK X 5" DEEP BOWL, 20 GAUGE, 304 STAINLESS STEEL, WITH DECK MOUNTED GOOSENECK FAUCET, BASKET DRAIN, NSF, FAUCET - HEAVY DUTY, 4" OC, DECK MOUNTED WITH 3-1/2" GOOSENECK, LEAD FREE
SS-1	SERVICE SINK	STERN WILLIAMS SBC-1750, T&S BRASS B-0658	T-35 HOSE AND WALL HOOK, T-40 MOP HANGER, TWO (2) BP BACKSPLASH PANELS	1/2"	1/2"	3"	2"	3"	SERVICE SINK- 36"x36"x10" WITH 6" DROP AT THRESHOLD, FLOOR MOUNTED, PRE-CAST TERRAZO, STAINLESS STEEL CAP, FAUCET - CHROME PLATED LEAD FREE, 6" WRIST BLADE CONTROLS, 3/4" HOSE THREADED OUTLET, COMPRESSION CARTRIDGES WITH SPRING CHECK VALVES, UPPER SUPPORT ROD
SB-1	ICEMAKER BOX	GUY GRAY BIM875	-	1/2"	-	-	-	-	11.62" X 9-1/2"X 3-1/2" 18 GAUGE STEEL ICEMAKER BOX WITH VALVE
SH-1	SHOWER ADA	LEONARD "AQUATROL" #4500, LEONARD #62003-1.5	SEE MANUFACTURER'S INSTALLATION INSTRUCTIONS FOR CONNECTION OF SANITARY PIPING CONNECTION TO TRENCH DRAIN ASSEMBLY PROVIDED WITH SHOWER ENCLOSURE	1/2"	1/2"	2"	2"	2"	(SEE ARCH FOR SHOWER STALL AND DRAIN INFORMATION), CONTROLS - 1.5 GPM, BRONZE, BRASS, AND STAINLESS STEEL CONSTRUCTION, COMBINATION ANGLE CHECKSTOPS ON INLETS, SINGLE HANDLE OPERATION, ADJUSTABLE HIGH TEMPERATURE LIMIT STOP SET TO 110°F, COLOR CODED DIAL OFF THROUGH HOT, FACTORY TESTED, TUB SPOUT - DIVERTER TUB SPOUT, CHROME PLATED BRASS CONSTRUCTION, SHOWER HEAD - HANDHELD SHOWER HEAD, NON-POSITIVE SHUT OFF BUTTON, 36" GRAB BAR, ADJUSTABLE SLIDE MECHANISM, DOUBLE CHECK VALVE BACKFLOW PREVENTER

PLUMBING SPECIALITIES SCHEDULE

DESIGNATION	FIXTURE	DESCRIPTION	SIZE	COLD	HOT
RPZ-1	REDUCED PRESSURE BACKFLOW PREVENTER	WILKINS 975, ALL BRONZE CONSTRUCTION, REDUCED PRESSURE TYPE, COMPLETE WITH STRAINER, TEST COCKS, FULL PORT WEDGE STYLE GATE VALVES, AND AIR GAP.	2 1/2"	2 1/2"	-
RPZ-2	REDUCED PRESSURE BACKFLOW PREVENTER	WILKINS 975XL, ALL BRONZE CONSTRUCTION, REDUCED PRESSURE TYPE, COMPLETE WITH STRAINER, TEST COCKS, BALL VALVES, AND AIR GAP	3/4"	3/4"	-
FPWH	FREEZEPROOF WALL HYDRANT	WOODFORD B-67EP ANTI-SIPHON, NON-FREEZE, 3/4" SIZE, NICKEL BRONZE CASING AND ALL BRONZE INTERIOR PARTS, POLISHED NICKEL BRONZE FACE, INTEGRAL BACKFLOW PREVENTER, UNION ELBOW INLET, WALL CLAMP AND KEY HANDLE.	-	3/4"	-
TMV-1	THERMOSTATIC MIXING VALVE	LEONARD MODEL TM-920B-LF-DT, LARGE THERMOSTATIC WATER MIXING VALVE WITH DURA-TROL SOLID BIMETAL THERMOSTAT, ADJUSTABLE HIGH TEMPERATURE LIMIT STOP, COLOR-CODED DIAL, LOCKING TEMPERATURE REGULATOR, INLET UNION ANGLE STRAINER CHECKSTOPS. FULL PORT BALL VALVE, PRESSURE GAUGE ON MIXED WATER OUTLET PIPING OF LARGE MIXING VALVE. SMALL THERMOSTATIC WATER MIXING VALVE, ADJUSTABLE HIGH TEMPERATURE LIMIT STOP, COLOR-CODED DIAL, INTEGRAL CHECKSTOPS ON INLETS. FULL PORT BALL VALVE ON OUTLET OF SMALL MIXING VALVE. DIAL THERMOMETER AND PRESSURE GAUGE ON MIXED WATER OUTLET OF THE SYSTEM. OUTLET TEST CONNECTION WITH BALL VALVE AND 3/4" HOSE CONNECTION WITH CAP. FULL PORT BALL VALVE MOUNTED DOWNSTREAM OF TEST CONNECTION. INLET PIPING MANIFOLD WITH FULL PORT BALL VALVES AND DIAL THERMOMETERS ON HOT AND COLD SUPPLY INLETS. RETURN PIPING, 3/4", WITH AQUASTAT, CIRCULATOR, DIAL THERMOMETER, BALANCING VALVE, AND CHECK VALVE. SYSTEM MOUNTED ON STRUT, FACTORY PRE-ASSEMBLED AND TESTED.	1 1/4"	1 1/4"	1 1/4"
FD-1	FLOOR DRAIN	JR SMITH 2005-A06NB, 6" POLISHED NICKEL BRONZE STRAINER, PROVENT "TRAP GUARD".	AS NOTED	-	-
FS-1	FLOOR SINK	JR SMITH 3150-12, WHITE A.R.E. INTERIOR, POLISHED NICKEL BRONZE FRAME AND HALF GRATE, ALUMINUM BOTTOM STRAINER, 12" X 12" X 8" DEEP, PROVENT "TRAP GUARD".	AS NOTED	-	-
FCO	FLOOR CLEANOUT	JR SMITH 4033L-U, CAST IRON, GASKETED HUB OUTLET, THREADED ADJUSTABLE HOUSING, BRONZE PLUG, NICKEL BRONZE SCORIATED TOP, VANDAL-PROOF SCREWS.	AS NOTED	-	-
WCO	WALL CLEAN OUT	JR SMITH 4422-U, CAST IRON NO-HUB CLEANOUT FERRULE, BRONZE PLUG, STAINLESS STEEL ROUND ACCESS COVER PLATE, VANDAL-PROOF SCREW.	AS NOTED	-	-
COTG	CLEANOUT TO GRADE	JR SMITH 4233L-U, GASKETED HUB OUTLET, THREADED ADJUSTABLE HOUSING, BRONZE PLUG, DURA-COATED CAST IRON TOP, VANDAL-PROOF SCREWS.	AS NOTED	-	-
DCOTG	DOUBLE CLEAN OUT	(2) JR SMITH 4233L-U, GASKETED HUB OUTLET, THREADED ADJUSTABLE HOUSING, BRONZE PLUG, DURA-COATED CAST IRON TOP VANDAL-PROOF SCREWS, TYLER TWIN CLEANOUT FITTING.	AS NOTED	-	-
RD-1	ROOF DRAIN	JR SMITH 1015-CID-C-R, CAST IRON DOME, UNDERDECK CLAMP, STATIC EXTENSION, RECEIVER.	AS NOTED	-	-
ORD-1	ROOF DRAIN	JR SMITH 1074-CID-C-R, CAST IRON DOME, UNDERDECK CLAMP, STATIC EXTENSION, RECEIVER, 3" INTERNAL WATER DAM.	AS NOTED	-	-
GI-1	GREASE INTERCEPTOR	SCHIER GB-250, HYDROMECHANICAL GREASE INTERCEPTOR, 100 GPM, PROVIDE WITH SAMPLE PORT MANHOLE SV10 AND ANCHOR KIT	AS NOTED	-	-

PLUMBING EQUIPMENT SCHEDULE

DESIGNATION	EQUIPMENT	BASIS OF DESIGN	ELECTRICAL	REMARKS
WH-1	WATER HEATER	AOSMITH: BTH-250	–	NATURAL GAS WATER HEATER, 100 GALLONS, 250,000 BTU INPUT, 95% EFFICIENT, 344GPH @ 100 DEG F, HELICAL HEAT EXCHANGER, POWER DIRECT VENT, FULLY CONDENSING, 160 PSI WORKING PRESSURE RATING, ANOTDE RODS WITH STAINLESS STEEL CORE, HIGH LIMIT CONTROL, CSA/ASME RATED T&P RELIEF VALVE, UL SEAL OF CERTIFICATION, COMPLETELY FACTORY ASSEMBLED.
WH-2	WATER HEATER	AOSMITH: EJC-10 200	HARDWIRED, 6KW, 240 VOLT, THREE PHASE	10 GALLON ELECTRIC WATER HEATER - 1-1/4" CW, 1-1/4" HW, DRAIN, (3) 4100 W HEATING ELEMENTS - SHALL BE WIRED TO OPERATE SIMULATENEOUSLY, 50 GPH @ 100°F, TANK TYPE, HIGH TEMP ENAMEL TANK LINING, MAGNESIUM ANODE ROD RIGIDLY SUPPORTED, 150 PSI WORKING PRESSURE RATING, COPPER RESISTORED SCREW IN ELEMENTS, HIGH LIMIT CONTROL, CSA/ASME RATED T&P RELIEF VALVE, UL SEAL OF CERTIFICATION, COMPLETELY FACTORY ASSEMBLED. 3 YEAR WARRANTY.
CP-1,2	CIRCULATING PUMP	TACO #009	HARDWIRED 1/8 HP, 1.4 A, 120V / 1 / 60	HOT WATER CIRCULATOR PUMP - 4 GPM @ 27' HD, 7"x4-1/8"x6-3/8", CAST IRON CASING, ALUMINUM STATOR HOUSING, STAINLESS STEEL CARTRIDGE, NON-METALLIC IMPELLER, CERAMIC SHAFT, CARBON BEARINGS, EPDM O-RINGS/GASKETS, SELF LUBRICATING, DIRECT DRIVE, REPLACEABLE CARTRIDGE DESIGN, NO MECHANICAL SEAL
ET-1	EXPANSION TANK	AMTROL MODEL ST-5-C	NONE	ASME THERMAL EXPANSION TANK, 2.1 GALLON CAPACITY, MAXIMUM WORKING PRESSURE 150 PSI, STAINLESS STEEL WATER CONNECTION, FIELD PAINT DOMESTIC WATER BLUE AND LABEL POTABLE WATER.
SP-1	SUMP PUMP	LIBERTY FL150	15 A, 208V / 1 PH	1-1/2 HP, PROVIDE WITH SXH24=3 CONTROLS IN NEMA 4X ENCLOSURE

WATER HAMMER ARRESTOR SCHEDULE

P.D.I. UNITS	A	B	C	D	E	F
FIXTURE UNITS	1-11	12-32	33-60	61-113	114-154	155-330
P.D.I.-WH201".						
APPROVED MANUFACTURERS:						
1. ZURN, WADE, J.R. SMITH, JOSAM, MIFAB						

STATE OF ARKANSAS — REGISTERED PROFESSIONAL ENGINEER — NO. 19764 — JASON A. LEE — 10/2/2026

INSIGHT ENGINEERING, PLLC — No. 3523 — ARKANSAS — CERTIFICATE OF AUTHORIZATION

Dirtworks
561 SEVENTH AVENUE FLOOR 11
NEW YORK, NY 10018
(212) 589 2263

WER ARCHITECTS
901 WEST THIRD STREET
LITTLE ROCK, AR 72201
(501) 374 5300

CONSULTANTS

CIVIL ENGINEERS
CRAFTON TULL & ASSOCIATES, INC.
901 N. 47TH STREET, SUITE 400
ROGERS, AR 72756
(479) 636 4838

MEP ENGINEERS
INSIGHT ENGINEERING
322 S STATE STREET, STE 201
LITTLE ROCK, AR 72201
(501) 237 3077

STRUCTURAL ENGINEERS
ENFRA TME, LLC
BUILDING 2, 1 ALLIED DRIVE, STE 2600
LITTLE ROCK, AR 72202
(501) 666 6776

FOOD SERVICE CONSULTANT
MCKAY-LANE CONSULTING, LTD
1807 DODSON AVE
FT. SMITH, AR 72901
(479) 629 4572

ACOUSTICAL ENGINEERS
ACENTECH
620 W. GERMANTOWN PIKE, STE. 210
PLYMOUTH MEETING PA 19462
(215) 245 8244

PROJECT TITLE

CENTRAL HOUSE & GARDEN

BENTONVILLE, AR

PROJECT NUMBER: 31483

#	ISSUED FOR	DATE
	FINAL CD's	10/2/2026

KEY PLAN

SIGN & SEAL

DRAWN BY

CHECKED BY

SHEET TITLE

SCHEDULES - PLUMBING

SHEET NUMBER

P501

DEMOLITION KEYED NOTES

1. REMOVE EXISTING FIXTURE.
2. REMOVE AND REPLACE EXISTING FLOOR DRAIN. CLEAN AND ROD EXISTING TRAP.

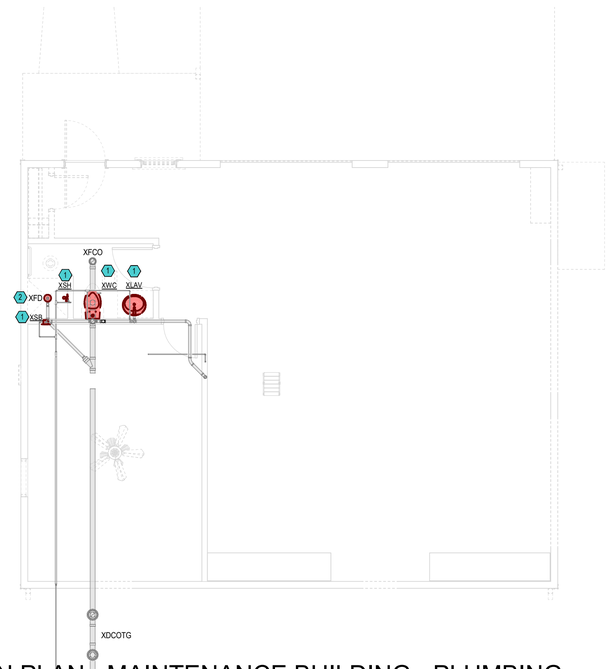

1 DEMOLITION PLAN - MAINTENANCE BUILDING - PLUMBING
3/16" = 1'-0"

N

STATE OF ARKANSAS
REGISTERED PROFESSIONAL ENGINEER
No. 19764
FALLON A LEE
10/2/2026

CERTIFICATE OF AUTHORIZATION
INSIGHT ENGINEERING, PLLC
No. 3523
ARKANSAS

Dirtworks
561 SEVENTH AVENUE FLOOR 11
NEW YORK, NY 10018
(212) 589 2263

WER ARCHITECTS
901 WEST THIRD STREET
LITTLE ROCK, AR 72201
(501) 374 5300

CONSULTANTS

CIVIL ENGINEERS
CRAFTON TULL & ASSOCIATES, INC.
901 N. 47TH STREET, SUITE 400
ROGERS, AR 72756
(479) 636 4838

MEP ENGINEERS
INSIGHT ENGINEERING
322 S STATE STREET, STE 201
LITTLE ROCK, AR 72201
(501) 237 3077

STRUCTURAL ENGINEERS
ENFRA TME, LLC
BUILDING 2, 1 ALLIED DRIVE, STE 2600
LITTLE ROCK, AR 72202
(501) 666 6776

FOOD SERVICE CONSULTANT
MCKAY-LANE CONSULTING, LTD
1807 DODSON AVE
FT. SMITH, AR 72901
(479) 629 4572

ACOUSTICAL ENGINEERS
ACENTECH
620 W. GERMANTOWN PIKE, STE. 210
PLYMOUTH MEETING PA 19462
(215) 245 8244

PROJECT TITLE

CENTRAL HOUSE & GARDEN

BENTONVILLE, AR

PROJECT NUMBER: 31483

#	ISSUED FOR	DATE
	FINAL CD's	10/2/2026

KEY PLAN

SIGN & SEAL

DRAWN BY

CHECKED BY

SHEET TITLE

DEMOLITION PLAN - MAINTENANCE BUILDING - PLUMBING

SHEET NUMBER

P801

GENERAL NOTES

1. CONTRACTOR TO FIELD VERIFY ALL CONDITIONS PRIOR TO BEGINNING WORK.

KEYED NOTES

1 NEW FIXTURE. USE EXISTING ROUGH-IN AND FINAL CONNECT AS REQUIRED.

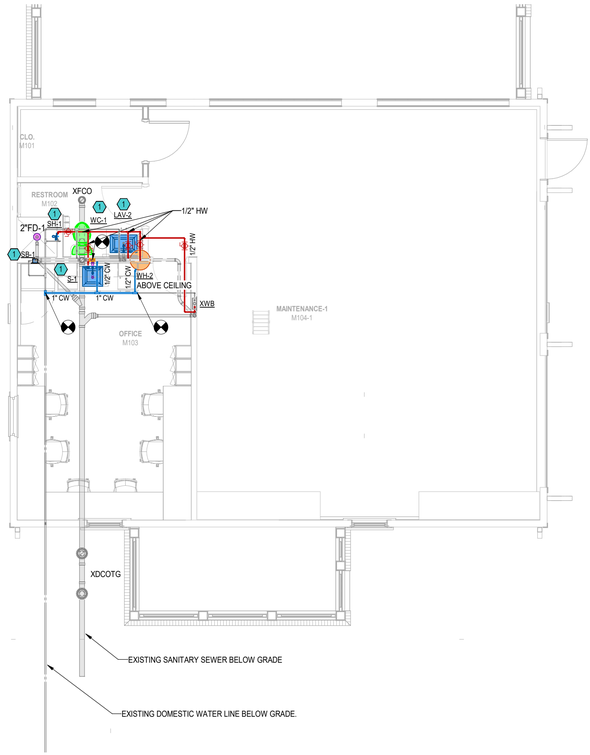

1 MAINTENANCE BUILDING PLAN - PLUMBING
3/16" = 1'-0"

N

STATE OF ARKANSAS
REGISTERED PROFESSIONAL
NO. 19764
FALLON A LEE
10/2/2026

CERTIFICATE OF AUTHORIZATION
INSIGHT ENGINEERING, PLLC
No. 3523
ARKANSAS

Dirtworks
561 SEVENTH AVENUE FLOOR 11
NEW YORK, NY 10018
(212) 589 2263

WER ARCHITECTS
901 WEST THIRD STREET
LITTLE ROCK, AR 72201
(501) 374 5300

CONSULTANTS

CIVIL ENGINEERS
CRAFTON TULL & ASSOCIATES, INC.
901 N. 47TH STREET, SUITE 400
ROGERS, AR 72756
(479) 636 4838

MEP ENGINEERS
INSIGHT ENGINEERING
322 S STATE STREET, STE 201
LITTLE ROCK, AR 72201
(501) 237 3077

STRUCTURAL ENGINEERS
ENFRA TME, LLC
BUILDING 2, 1 ALLIED DRIVE, STE 2600
LITTLE ROCK, AR 72202
(501) 666 6776

FOOD SERVICE CONSULTANT
MCKAY-LANE CONSULTING, LTD
1807 DODSON AVE
FT. SMITH, AR 72901
(479) 629 4572

ACOUSTICAL ENGINEERS
ACENTECH
620 W. GERMANTOWN PIKE, STE. 210
PLYMOUTH MEETING PA 19462
(215) 245 8244

PROJECT TITLE

CENTRAL HOUSE & GARDEN

BENTONVILLE, AR

PROJECT NUMBER: 31483

#	ISSUED FOR	DATE
	FINAL CD's	10/2/2026

KEY PLAN

SIGN & SEAL

DRAWN BY

CHECKED BY

SHEET TITLE

MAINTENANCE BUILDING PLAN - PLUMBING

SHEET NUMBER

P802

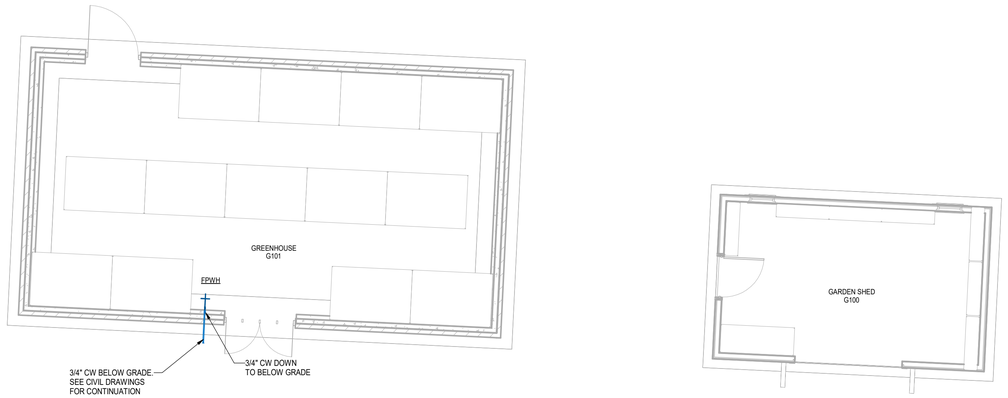

1 GREENHOUSE & GARDEN SHED - PLUMBING
3/16" = 1'-0"

N

STATE OF ARKANSAS
REGISTERED PROFESSIONAL ENGINEER
No. 19764
FULTON A. LEE
10/2/2026

INSIGHT ENGINEERING, PLLC
No. 3523
ARKANSAS
CERTIFICATE OF AUTHORIZATION

Dirtworks
561 SEVENTH AVENUE FLOOR 11
NEW YORK, NY 10018
(212) 589 2263

WER ARCHITECTS
901 WEST THIRD STREET
LITTLE ROCK, AR 72201
(501) 374 5300

CONSULTANTS

CIVIL ENGINEERS
CRAFTON TULL & ASSOCIATES, INC.
901 N. 47TH STREET, SUITE 400
ROGERS, AR 72756
(479) 636 4838

MEP ENGINEERS
INSIGHT ENGINEERING
322 S STATE STREET, STE 201
LITTLE ROCK, AR 72201
(501) 237 3077

STRUCTURAL ENGINEERS
ENFRA TME, LLC
BUILDING 2, 1 ALLIED DRIVE, STE 2600
LITTLE ROCK, AR 72202
(501) 666 6776

FOOD SERVICE CONSULTANT
MCKAY-LANE CONSULTING, LTD
1807 DODSON AVE
FT. SMITH, AR 72901
(479) 629 4572

ACOUSTICAL ENGINEERS
ACENTECH
620 W. GERMANTOWN PIKE, STE. 210
PLYMOUTH MEETING PA 19462
(215) 245 8244

PROJECT TITLE

CENTRAL HOUSE & GARDEN

BENTONVILLE, AR

PROJECT NUMBER: 31483

#	ISSUED FOR	DATE
	FINAL CD's	10/2/2026

KEY PLAN

SIGN & SEAL

DRAWN BY

CHECKED BY

SHEET TITLE

GREENHOUSE & GARDEN SHED PLAN - PLUMBING

SHEET NUMBER

P901

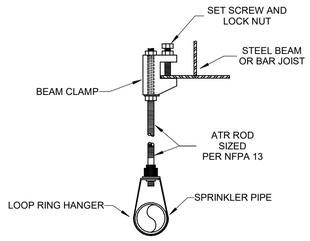

1 BEAM CLAMP HANGER DETAIL
NOT TO SCALE:

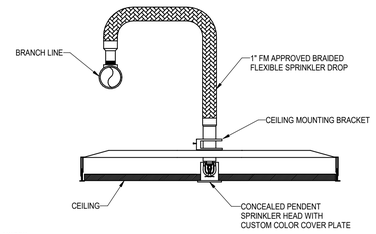

NOTES:

THIS INSTALLATION MAY BE USED IN LIEU OF THE HARD PIPE RETURN BEND INSTALLATION FOR SEISMIC, EASE OF INSTALLATION, TENANT FLEXIBILITY, OWNER, OR SPECIFIC SPRINKLER HEAD LOCATION REQUIREMENTS.

INCLUDE THE EQUIVALENT PIPE LENGTH AS SPECIFIED IN THE MANUFACTURER'S PRODUCT DATA SHEETS IN THE HYDRAULIC CALCULATION REPORTS.

2 BRAIDED FLEXIBLE SPRINKLER DROP DETAIL
NOT TO SCALE:

FIRE PROTECTION GENERAL NOTES

1. PROVIDE THE ENGINEER OF RECORD WITH A PRELIMINARY PUNCH LIST AND DRAWING PRIOR TO COMPLETION OF CONSTRUCTION. ALL ITEMS NOTED SHALL BE ADDRESSED BY THE CONTRACTOR PRIOR TO REQUESTING PUNCH LIST BY THE ENGINEER OF RECORD.
2. ALL PIPE, DEVICES, AND INSTALLATION SHALL FULLY COMPLY WITH NFPA 13, AND ALL REQUIRED AUTHORITIES HAVING JURISDICTION.
3. COMPLY WHOLLY WITH THE REQUIREMENT TO INSTALL ALL PIPING WITHIN CONCEALED SPACES PROVIDED.
4. REFER TO NOTES ON DRAWINGS AND SPECIFICATIONS FOR ADDITIONAL REQUIREMENTS. REFER TO STRUCTURAL AND ARCHITECTURAL DRAWINGS FOR BUILDING DETAILS.
5. REFER TO ARCHITECTURAL DRAWINGS FOR GENERAL RENOVATION ITEMS SUCH AS CEILINGS, WALLS AND AREAS OF WORK.
6. SPRINKLER COVERAGE NOT TO EXCEED 225 SQUARE FEET PER HEAD FOR LIGHT HAZARD/ HAZARD CATEGORY-1 AREAS. SPRINKLER COVERAGE NOT TO EXCEED 130 SQUARE FEET PER HEAD FOR ORDINARY HAZARD/ HAZARD CATEGORY-2 AREAS.
7. THOROUGHLY SURVEY THE PROPERTY AND REVIEW ARCHITECTURAL, STRUCTURAL, MECHANICAL, ELECTRICAL AND PLUMBING (M.E.P.) CONDITIONS, EXISTING OR PLANNED, PRIOR TO BID. THERE IS VERY LIMITED SPACE AVAILABLE FOR PIPE ROUTING.
8. PROVIDE FIRE PROTECTION SHOP DRAWINGS WITH COMPLETE REFLECTED CEILING PLANS INDICATING LOCATION OF EACH SPRINKLER HEAD, AS WELL AS PIPING LAYOUTS, AND ROOM NAMES. PROVIDE ADDITIONAL SPRINKLER HEADS (OVER CODE MINIMUM), IF REQUESTED BY THE ARCHITECT, TO OBTAIN SYMMETRICAL CEILING LAYOUTS.
9. FIRE PROTECTION SYSTEM SHALL BE COMPLETE WITH SPRINKLER PIPING AND HEADS, ELECTRONIC SUPERVISION AND APPURTENANCES AS REQUIRED BY NFPA AND AUTHORITIES HAVING JURISDICTION. PIPE SIZING SHALL BE ESTABLISHED BY THE FIRE PROTECTION CONTRACTOR.
10. CONDUCT A COORDINATION MEETING WITH SUBCONTRACTORS TO ESTABLISH CLEARANCE REQUIREMENTS NEEDED FOR M.E.P. WORK PRIOR TO FABRICATION OF SPRINKLER SYSTEM. ANY RELOCATION OF FIRE SPRINKLER SYSTEM REQUIRED FOR PROPER INSTALLATION OF M.E.P. SYSTEMS IS AT THE CONTRACTOR'S EXPENSE.
11. BASE BID ON CAREFUL COORDINATION OF ARCHITECTURAL COMPONENTS, EXISTING AND NEW MECHANICAL DUCT, MECHANICAL AND PLUMBING PIPING, ELECTRICAL AND STRUCTURAL SYSTEMS IN THE BUILDING.
12. BASE HYDRAULIC CALCULATIONS ON A WATER FLOW TEST OBTAINED FROM THE CITY OF LITTLE ROCK. VERIFY FLOW TEST DATA WITH LOCAL AUTHORITIES. IF A CURRENT TEST IS NOT AVAILABLE, CONDUCT A PROPER FLOW TEST PRIOR TO PREPARATION OF SHOP DRAWINGS. PROVIDE A MINIMUM OF 10 PSI SAFETY FACTOR FOR ALL HYDRAULIC CALCULATIONS. PIPE SIZING INDICATED ON THE DRAWINGS IS FOR INFORMATIONAL PURPOSES ONLY. PIPE SIZING SHALL BE ESTABLISHED BY THE FIRE PROTECTION CONTRACTOR.
13. INTERFACE FIRE PROTECTION SYSTEM WITH THE BUILDING FIRE ALARM SYSTEM. REFER TO ELECTRICAL.
14. PROVIDE AND INSTALL ELECTRONIC SUPERVISION FOR ALL CONTROL VALVES.
15. PROVIDE SPECIAL CONSIDERATION TO AREAS SUCH AS DROPPED SOFFITS, RAISED CEILINGS, FALSE BEAMS, AND LIGHTING SOFFITS THAT NECESSITATE ADDITIONAL SPRINKLER HEADS. REFER TO ARCHITECTURAL DRAWINGS FOR REFLECTED CEILING PLANS AND BUILDING DETAILS.
16. PROVIDE AND INSTALL QUICK RESPONSE SPRINKLERS FOR LIGHT HAZARD AND ORDINARY HAZARD AREAS, UNLESS OTHERWISE NOTED.
17. ALL NEW CEILING MOUNTED SPRINKLER HEADS SHALL BE CUSTOM COLOR PENDANTS WITH CUSTOM COLOR RECESSED ESCUTCHEONS, UNLESS NOTED OTHERWISE ON FIRE PROTECTION PLANS OR SPECIFICATIONS. EXERCISE CAUTION AROUND CEILING MOUNTED DEVICES OR OPERABLE DOORS. INSTALL CONCEALED SPRINKLERS AS NEEDED TO ELIMINATE SPRINKLERS BEING AN OBSTRUCTION ISSUE WITH OTHER EQUIPMENT.
18. ALL NEW WALL MOUNTED SPRINKLER HEADS SHALL BE CUSTOM COLOR HORIZONTAL SIDEWALLS WITH CUSTOM COLOR ESCUTCHEONS, UNLESS NOTED OTHERWISE ON FIRE PROTECTION PLANS OR SPECIFICATIONS.
19. ALL NEW SPRINKLER HEADS INSTALLED IN EXPOSED STRUCTURE SHALL BE BRASS UPRIGHT, UNLESS NOTED OTHERWISE ON FIRE PROTECTION PLANS OR SPECIFICATIONS.
20. PROVIDE AND INSTALL ALL CEILING MOUNTED SPRINKLER HEADS IN THE CENTER OF CEILING TILES.
21. PROVIDE AUXILIARY DRAINS FOR ALL TRAPPED PIPING SECTIONS IN ACCORDANCE WITH NFPA 13.
22. INSTALL PIPING HORIZONTALLY AND AT RIGHT ANGLES TO WALLS AND CEILINGS.
23. ALL NEW GROOVED PIPING SHALL BE BLACK SCHEDULE 10 OR BLACK SCHEDULE 40 WITH GROOVED AND WELDED OUTLETS. FITTINGS AND COUPLINGS SHALL BE STANDARD GROOVED.
24. ALL NEW THREADED PIPING SHALL BE BLACK SCHEDULE 40. FITTINGS SHALL BE STANDARD "BLACK" GRADE.
25. DO NOT INSTALL ALTERNATIVE STEEL PIPE SCHEDULES ALLOWED BY NFPA 13.
26. PROVIDE PROTECTION FOR SPRINKLER HEADS IN AREAS WHERE THE CEILING AND SURROUNDING AREAS ARE TO BE PAINTED. REMOVE SPRINKLER PROTECTION AFTER PAINTING WORK IS COMPLETE. REPLACE, AT NO ADDITIONAL EXPENSE TO THE OWNER, ANY SPRINKLER HEAD WITH PAINT OR TEXTURE OVERSPRAY.
27. PROVIDE HEAD GUARDS ON ALL SPRINKLER HEADS AT OR BELOW AN ELEVATION OF 7'-0" AFF, OR THAT OTHERWISE MAY BE SUBJECT TO MECHANICAL DAMAGE, SUCH AS IN THE MECHANICAL ROOMS.
28. REPAIR ALL HOLES IN WALLS, FLOORS, AND CEILINGS AND MAINTAIN REQUIRED FIRE RATING OF WALL AND CEILINGS.
29. SEISMIC BRACING/ RESTRAINT IS REQUIRED FOR THIS PROJECT.
30. FIRE PROTECTION PLANS SHALL BE SUBMITTED AND RECEIVED APPROVAL PRIOR TO FABRICATION BY AND ALL REQUIRED LOCAL AND STATE AUTHORITIES.

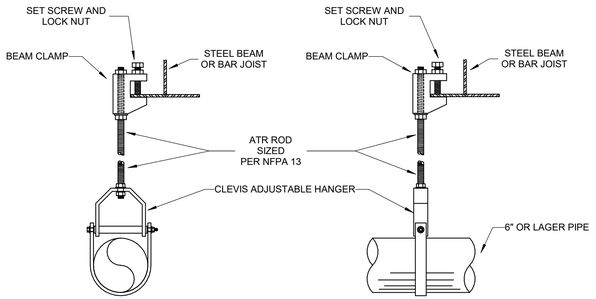

3 CLEVIS RING HANGER DETAIL
NOT TO SCALE:

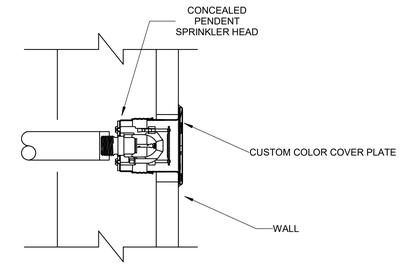

4 CONCEALED SIDEWALL SPRINKLER HEAD DETAIL
NOT TO SCALE:

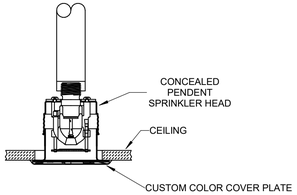

5 CONCEALED CEILING SPRINKLER HEAD DETAIL
NOT TO SCALE:

GENERAL NOTES:

1. PROVIDE BUILDING I.D. ON REMOTE FIRE DEPT. CONNECTION.
2. NO TREES, BUSHES OR WALLS WITHIN 5' RADIUS OF FIRE DEPT. CONNECTION.
3. IF FIRE SPRINKLER DESIGN INDICATES DEMAND OF 1000 GPM OR GREATER, THE UNDERGROUND FIRE DEPT. CONNECTION LINE SHALL BE INCREASED TO 6" DIAMETER WITH A THREE WAY 2-1/2 " FIRE DEPT. HOSE CONNECTION.
4. 4' MIN. TO BACK OF CURB, OR 2' MIN TO BACK OF SIDEWALK, OR WHEN NO CURB, 4' MAX. OUTSIDE THE CLEAR ZONE.

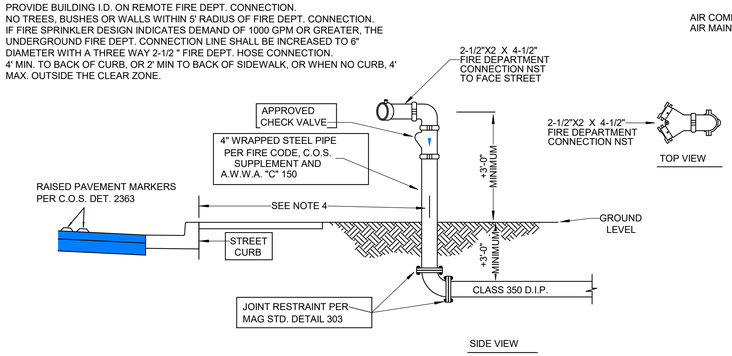

6 FIRE DEPARTMENT REMOTE SIAMESE CONNECTION
NOT TO SCALE:

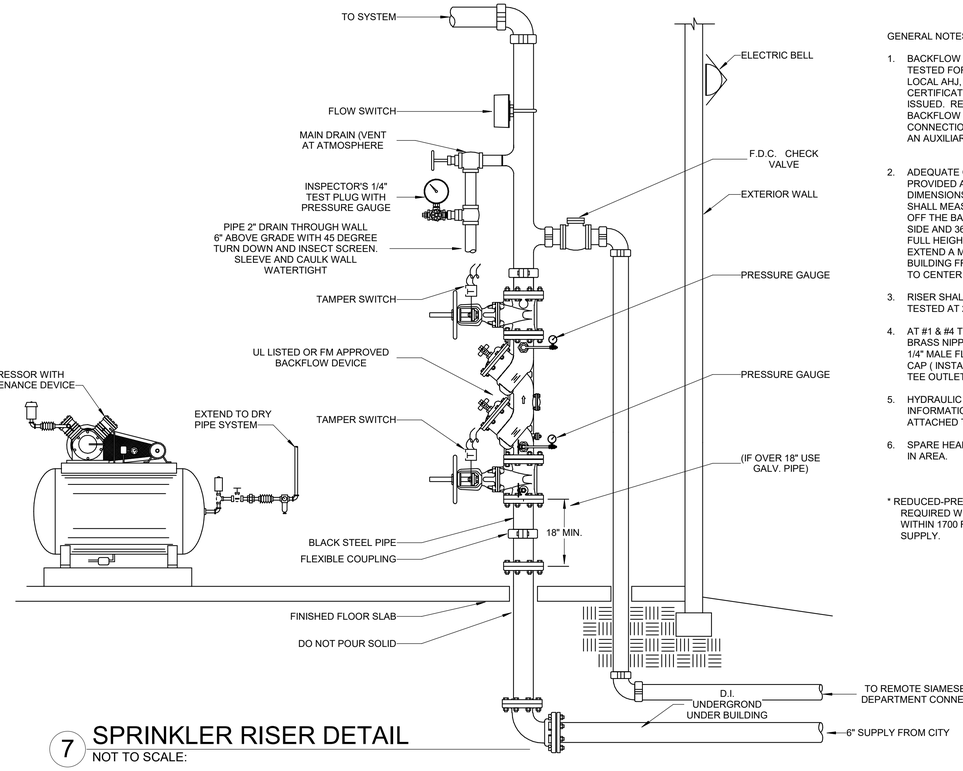

7 SPRINKLER RISER DETAIL
NOT TO SCALE:

GENERAL NOTES:

1. BACKFLOW PREVENTER SHALL BE TESTED FOR PROPER OPERATION PER LOCAL AHJ, BEFORE A TEMPORARY CERTIFICATE OF OCCUPANCY IS ISSUED. REDUCED-PRESSURE BACKFLOW REQUIRED WHEN F.D. CONNECTION IS WITHIN 1700 FEET OF AN AUXILIARY SUPPLY.
2. ADEQUATE CLEARANCE SHALL BE PROVIDED AROUND FIRE RISER. DIMENSIONS FROM FACE OF PIPE SHALL MEASURE A MINIMUM OF 12" OFF THE BACK WALL, 18" ON EACH SIDE AND 36" CLEAR IN FRONT WITH A FULL HEIGHT THE FIRE LINE SHALL EXTEND A MAXIMUM OF 3' INTO THE BUILDING FROM INSIDE FACE OF WALL TO CENTER OF PIPE.
3. RISER SHALL BE HYDROSTATICALLY TESTED AT 200 PSI FOR TWO HOURS.
4. AT #1 & #4 TEST PORTS INSTALL A 1/2" BRASS NIPPLE, TEE & PLUGS W/1/2" x 1/4" MALE FLARED CONNECTION W/ CAP (INSTALL PRESSURE GAUGE ON TEE OUTLET).
5. HYDRAULIC DESIGN AND SUMMARY INFORMATION PER NFPA SHALL BE ATTACHED TO RISER.
6. SPARE HEAD BOX SHALL BE MOUNTED IN AREA.

* REDUCED-PRESSURE BACKFLOW REQUIRED WHEN F.D. CONNECTION IS WITHIN 1700 FEET OF AN AUXILIARY SUPPLY.

STATE OF ARKANSAS REGISTERED PROFESSIONAL ENGINEER No. 19764 ALLON A LEE 10/2/2026

CERTIFICATE OF AUTHORIZATION INSIGHT ENGINEERING, PLLC No. 3523 ARKANSAS

Dirtworks
561 SEVENTH AVENUE FLOOR 11
NEW YORK, NY 10018
(212) 589 2263

WER ARCHITECTS
901 WEST THIRD STREET
LITTLE ROCK, AR 72201
(501) 374 5300

CONSULTANTS

CIVIL ENGINEERS
CRAFTON TULL & ASSOCIATES, INC.
901 N. 47TH STREET, SUITE 400
ROGERS, AR 72756
(479) 636 4838

MEP ENGINEERS
INSIGHT ENGINEERING
322 S STATE STREET, STE 201
LITTLE ROCK, AR 72201
(501) 237 3077

STRUCTURAL ENGINEERS
ENFRA TME, LLC
BUILDING 2, 1 ALLIED DRIVE, STE 2600
LITTLE ROCK, AR 72202
(501) 666 6776

FOOD SERVICE CONSULTANT
MCKAY-LANE CONSULTING, LTD
1807 DODSON AVE
FT. SMITH, AR 72901
(479) 629 4572

ACOUSTICAL ENGINEERS
ACENTECH
620 W. GERMANTOWN PIKE, STE. 210
PLYMOUTH MEETING PA 19462
(215) 245 8244

PROJECT TITLE

CENTRAL HOUSE & GARDEN

BENTONVILLE, AR

PROJECT NUMBER: 31483

#	ISSUED FOR	DATE
	FINAL CD's	10/2/2026

KEY PLAN

SIGN & SEAL

DRAWN BY

CHECKED BY

SHEET TITLE

GENERAL NOTES AND LEGEND - FIRE PROTECTION

SHEET NUMBER

FP001

GENERAL NOTES

CROSS DIAGONAL HATCH AREA INDICATES WET PIPE SPRINKLER SYSTEM

KEYED NOTES

1. FIRE LINE FROM SITE. REFER TO CIVIL FOR CONTINUATION.
2. FIRE RISER LOCATION.
3. FIRE LINE UP THROUGH CHASE TO FLOORS ABOVE.
4. AIR COMPRESSOR LOCATION FOR DRY PIPE SYSTEM.
5. FIRE LINE FROM RISER TO REMOTE FDC. REFER TO CIVIL FOR LOCATION.

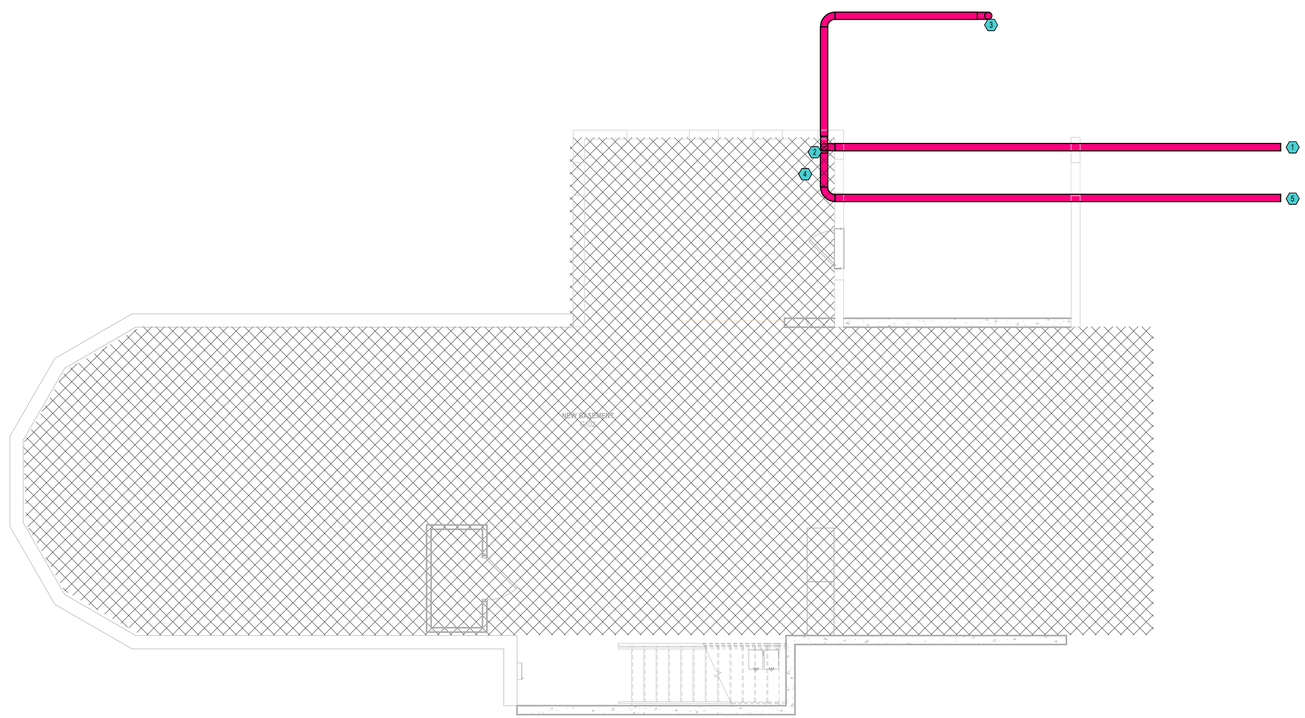

1 BASEMENT FLOOR PLAN - FIRE PROTECTION
3/16" = 1'-0"

N

STATE OF ARKANSAS
REGISTERED PROFESSIONAL ENGINEER
NO. 19764
KELLON A LEE
10/2/2026

CERTIFICATE OF AUTHORIZATION
INSIGHT ENGINEERING, PLLC
No. 3523
ARKANSAS

Dirtworks
561 SEVENTH AVENUE FLOOR 11
NEW YORK, NY 10018
(212) 589 2263

WER ARCHITECTS
901 WEST THIRD STREET
LITTLE ROCK, AR 72201
(501) 374 5300

CONSULTANTS

CIVIL ENGINEERS
CRAFTON TULL & ASSOCIATES, INC.
901 N. 47TH STREET, SUITE 400
ROGERS, AR 72756
(479) 636 4838

MEP ENGINEERS
INSIGHT ENGINEERING
322 S STATE STREET, STE 201
LITTLE ROCK, AR 72201
(501) 237 3077

STRUCTURAL ENGINEERS
ENFRA TME, LLC
BUILDING 2, 1 ALLIED DRIVE, STE 2600
LITTLE ROCK, AR 72202
(501) 666 6776

FOOD SERVICE CONSULTANT
MCKAY-LANE CONSULTING, LTD
1807 DODSON AVE
FT. SMITH, AR 72901
(479) 629 4572

ACOUSTICAL ENGINEERS
ACENTECH
620 W. GERMANTOWN PIKE, STE. 210
PLYMOUTH MEETING PA 19462
(215) 245 8244

PROJECT TITLE

CENTRAL HOUSE & GARDEN

BENTONVILLE, AR

PROJECT NUMBER: 31483

#	ISSUED FOR	DATE
	FINAL CD's	10/2/2026

KEY PLAN

SIGN & SEAL

DRAWN BY

CHECKED BY

SHEET TITLE

BASEMENT FLOOR PLAN - FIRE PROTECTION

SHEET NUMBER

FP201

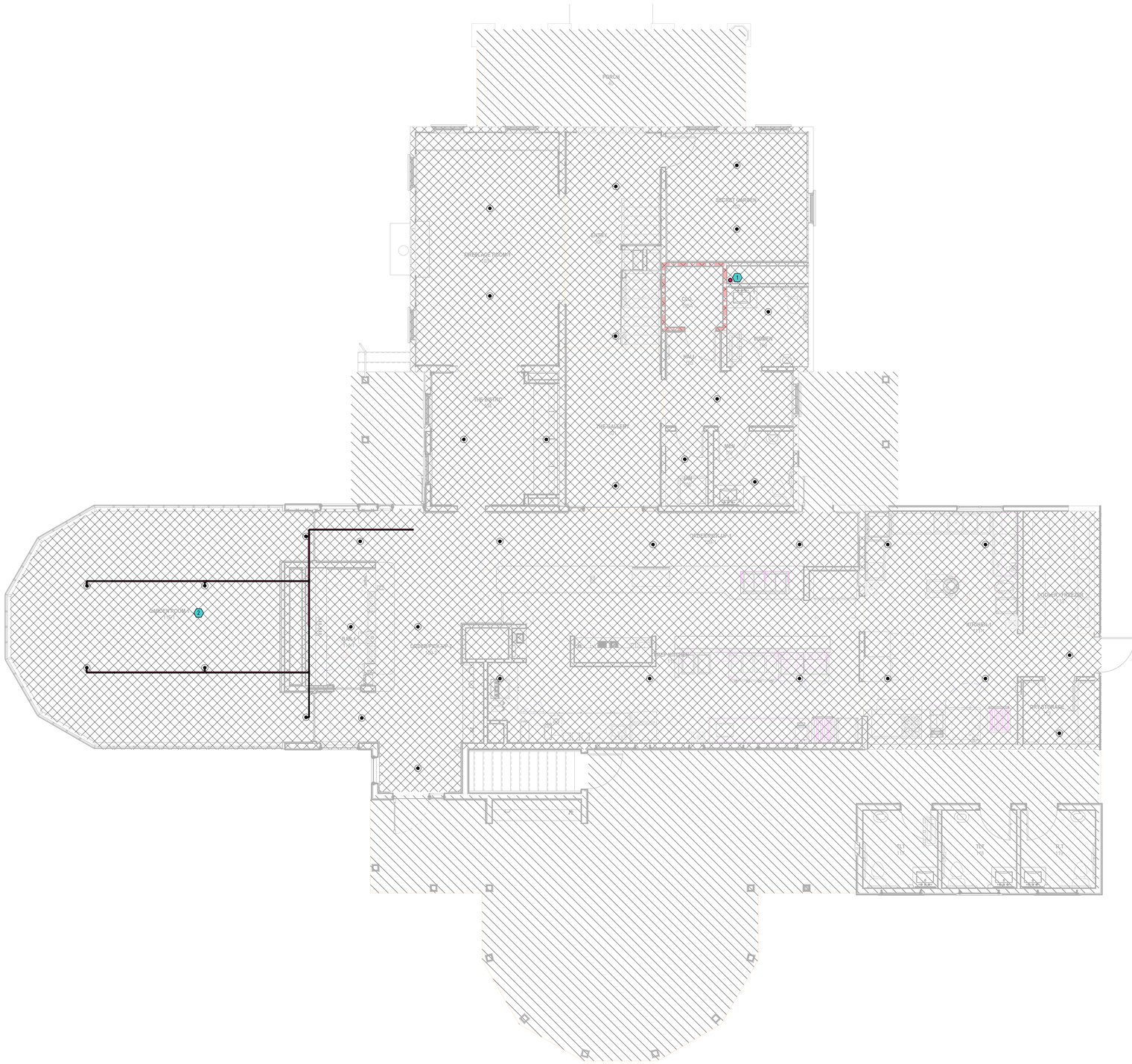
PATIO
ENTRY
KITCHEN
PANTRY
DINING
LIVING
LIVING
LIV

GENERAL NOTES

CROSS DIAGONAL HATCH AREA INDICATES WET PIPE SPRINKLER SYSTEM

KEYED NOTES

1 ROUTE PIPE UP FROM FLOOR BLOW.

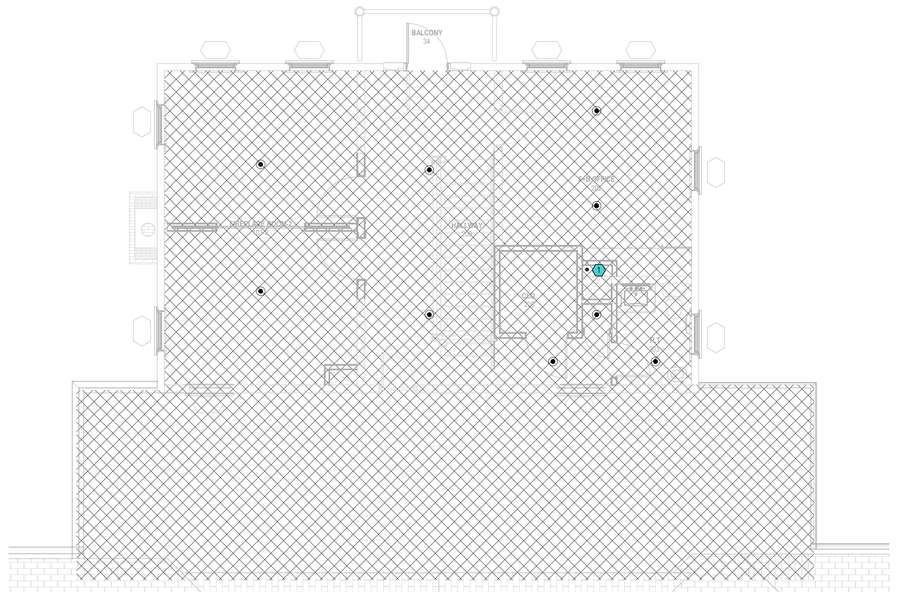

1 SECOND FLOOR PLAN - FIRE PROTECTION
3/16" = 1'-0"

N

STATE OF ARKANSAS
REGISTERED PROFESSIONAL ENGINEER
No. 19761
FALLON A. LEE
10/2/2026

CERTIFICATE OF AUTHORIZATION
INSIGHT ENGINEERING, PLLC
No. 3523
ARKANSAS

Dirtworks
561 SEVENTH AVENUE FLOOR 11
NEW YORK, NY 10018
(212) 589 2263

WER ARCHITECTS
901 WEST THIRD STREET
LITTLE ROCK, AR 72201
(501) 374 5300

CONSULTANTS

CIVIL ENGINEERS
CRAFTON TULL & ASSOCIATES, INC.
901 N. 47TH STREET, SUITE 400
ROGERS, AR 72756
(479) 636 4838

MEP ENGINEERS
INSIGHT ENGINEERING
322 S STATE STREET, STE 201
LITTLE ROCK, AR 72201
(501) 237 3077

STRUCTURAL ENGINEERS
ENFRA TME, LLC
BUILDING 2, 1 ALLIED DRIVE, STE 2600
LITTLE ROCK, AR 72202
(501) 666 6776

FOOD SERVICE CONSULTANT
MCKAY-LANE CONSULTING, LTD
1807 DODSON AVE
FT. SMITH, AR 72901
(479) 629 4572

ACOUSTICAL ENGINEERS
ACENTECH
620 W. GERMANTOWN PIKE, STE. 210
PLYMOUTH MEETING PA 19462
(215) 245 8244

PROJECT TITLE

CENTRAL HOUSE & GARDEN

BENTONVILLE, AR

PROJECT NUMBER: 31483

#	ISSUED FOR	DATE
	FINAL CD's	10/2/2026

KEY PLAN

SIGN & SEAL

DRAWN BY

CHECKED BY

SHEET TITLE

SECOND FLOOR PLAN - FIRE PROTECTION

SHEET NUMBER

FP203