



**Bentonville Public Library Expansion**  
405 S Main Street  
Bentonville, AR 72712

Project No. 20020027

I hereby certify that this plan, specification or report was prepared by me or under my direct supervision and that I am a duly Licensed Architect under the Laws of the State of Arkansas.

Architect Seal



Signature  
Print Name: **Matthew Krukowski**  
Date: 7/28/2023 License No. 10100

ASI-06

**ISSUE / REVISION**

Mark	Date	Description
1	10/26/2022	LARGE SCALE DEVELOPMENT SUBMITTAL
2	11/14/2022	SECOND LSD SUBMITTAL
3	11/28/2022	THIRD LSD SUBMITTAL
4	12/15/2022	PERMIT SET
5	1/6/2023	BID SET
6	1/19/2023	BID SET - ADDENDUM 1
7	3/30/2023	ASH-01
8	9/21/2023	ASH-08

Issued 02/01/2023

**TOILET ROOM PLANS AND ELEVATIONS**

**A151**

**1 (ADD ALT 1) LEVEL 1 - STAFF BATHROOM**  
A151 1/4" = 1'-0"

**2 (ADD ALT 1) STAFF TOILET - EAST**  
A151 1/4" = 1'-0"

**3 (ADD ALT 1) STAFF SHOWER - NORTH**  
A151 1/4" = 1'-0"

**4 (ADD ALT 1) STAFF TOILET - SOUTH**  
A151 1/4" = 1'-0"

**5 (ADD ALT 1) STAFF TOILET - WEST**  
A151 1/4" = 1'-0"

**6 (ADD ALT 2) LEVEL 1 - SOUTH - UNISEX TOILETS**  
A151 1/4" = 1'-0"

**7 LEVEL 1 - NORTH - FAMILY RESTROOM STORYTIME**  
A151 1/4" = 1'-0"

**8 YOUTH FAMILY RESTROOM - EAST**  
A151 1/4" = 1'-0"

**9 YOUTH FAMILY TOILET - NORTH**  
A151 1/4" = 1'-0"

**10 YOUTH FAMILY TOILET - SOUTH**  
A151 1/4" = 1'-0"

**11 YOUTH FAMILY TOILET - WEST**  
A151 1/4" = 1'-0"

**12 MEN'S - EAST**  
A151 1/4" = 1'-0"

**13 MEN'S - WEST**  
A151 1/4" = 1'-0"

**14 WOMEN'S - WEST**  
A151 1/4" = 1'-0"

**15 WOMEN'S - EAST**  
A151 1/4" = 1'-0"

**16 WOMEN'S - NORTH**  
A151 1/4" = 1'-0"

**17 MEN'S - NORTH**  
A151 1/4" = 1'-0"

**18 MEN'S - SOUTH**  
A151 1/4" = 1'-0"

**19 WOMEN'S - SOUTH**  
A151 1/4" = 1'-0"

**20 LEVEL 1 - NORTH - GROUP BATHROOMS**  
A151 1/4" = 1'-0"

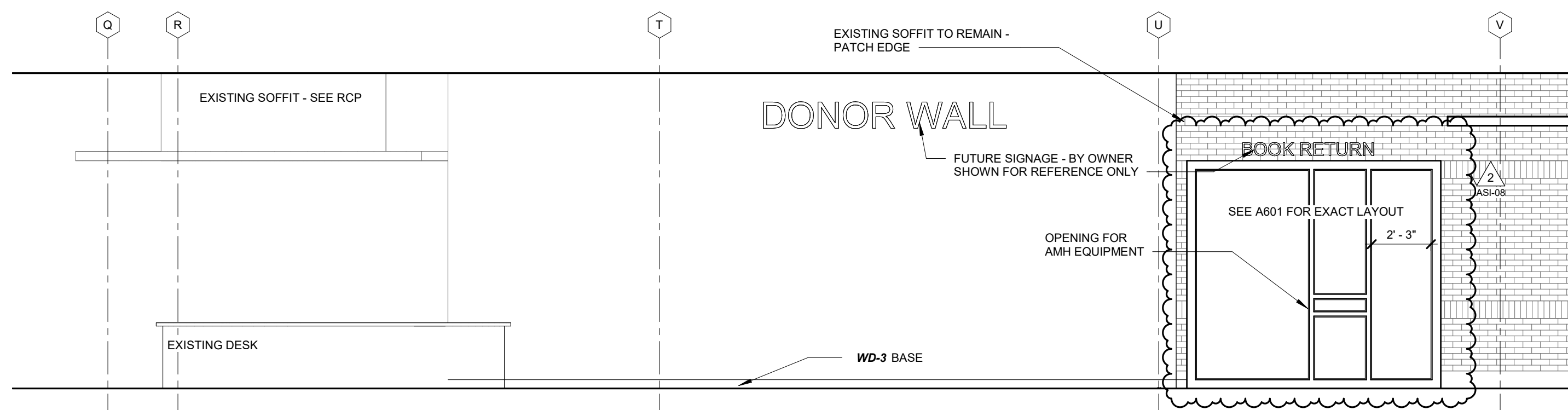
**21 BATHROOM SOUTH**  
A151 1/4" = 1'-0"

**FIXTURE AND ACCESSORY MOUNTING HEIGHTS**  
1/4" = 1'-0"

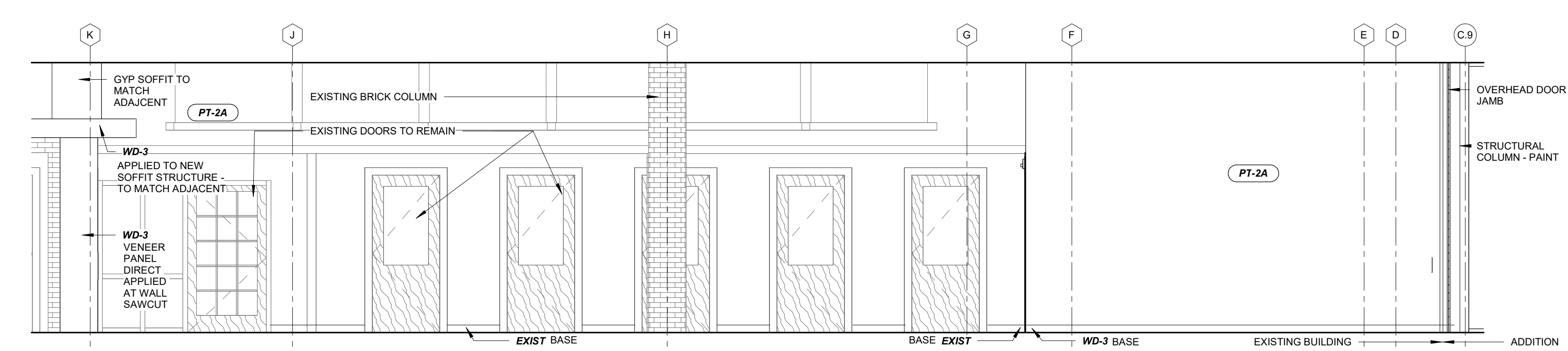
**MISCELLANEOUS TOILET ACCESSORIES MOUNTING HEIGHTS**  
SOME ACCESSORIES MAY NOT BE USED ON THIS PROJECTS. SEE PLANS FOR SPECIFIC TYPES USED.

TA-1 TOILET TISSUE (ROLL) DISPENSER	TA-11 LIQUID SOAP DISPENSER	TA-16 PURSE SHELF
TA-2 SINK TRAP COVER	TA-12 GRAB BAR	TA-17A MIRROR UNIT
TA-3 SHOWER SEAT	TA-4 COMBINATION TOWEL (FOLDED) DISPENSER / WASTE RECEPTACLE	TA-23 HAND DRYER
TA-4 TOILET TISSUE DISPENSER JUMBO-ROLL	TA-14 SANITARY-NAPKIN DISPOSAL UNIT	TA-24 DIAPER-CHANGING STATION
	TA-15 TOILET SEAT COVER DISPENSER	

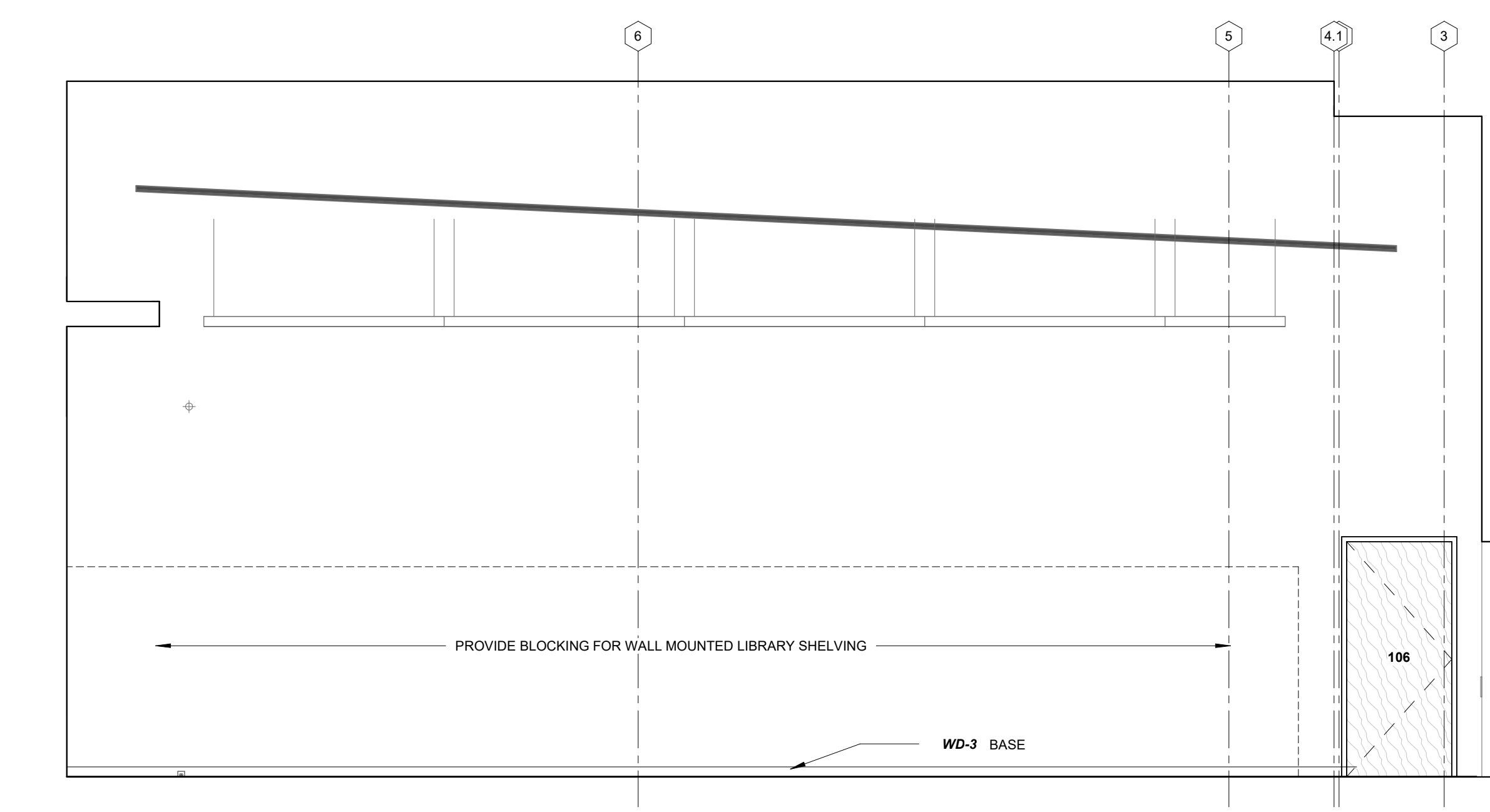
Drawn: J. Krukowski  
 Checked: M. Krukowski  
 Date: 7/28/2023  
 Project: Bentonville Public Library Expansion  
 Drawing: TOILET ROOM PLANS AND ELEVATIONS



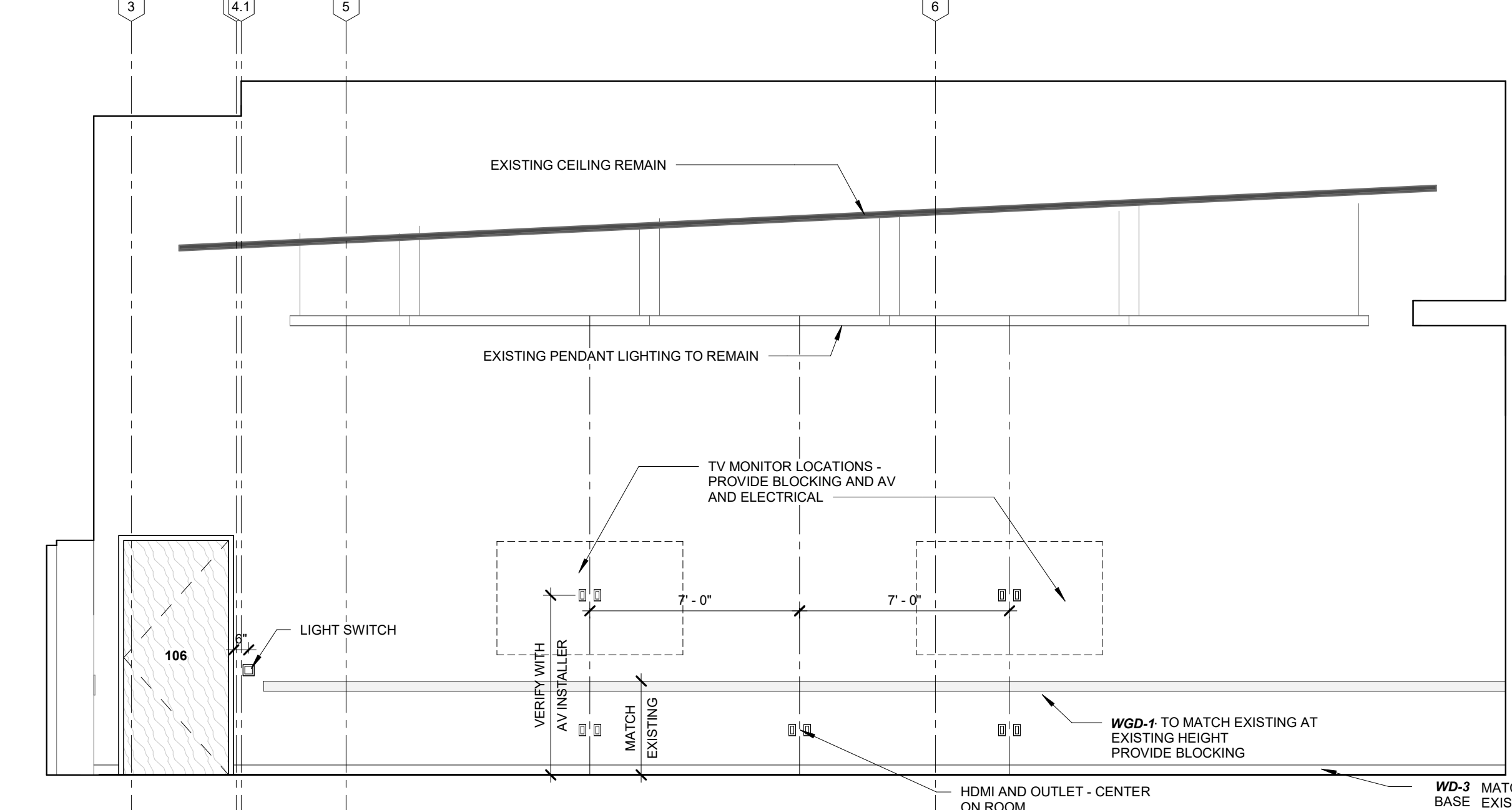
1 INTERIOR BOOK DROP  
A501 1/4" = 1'-0"



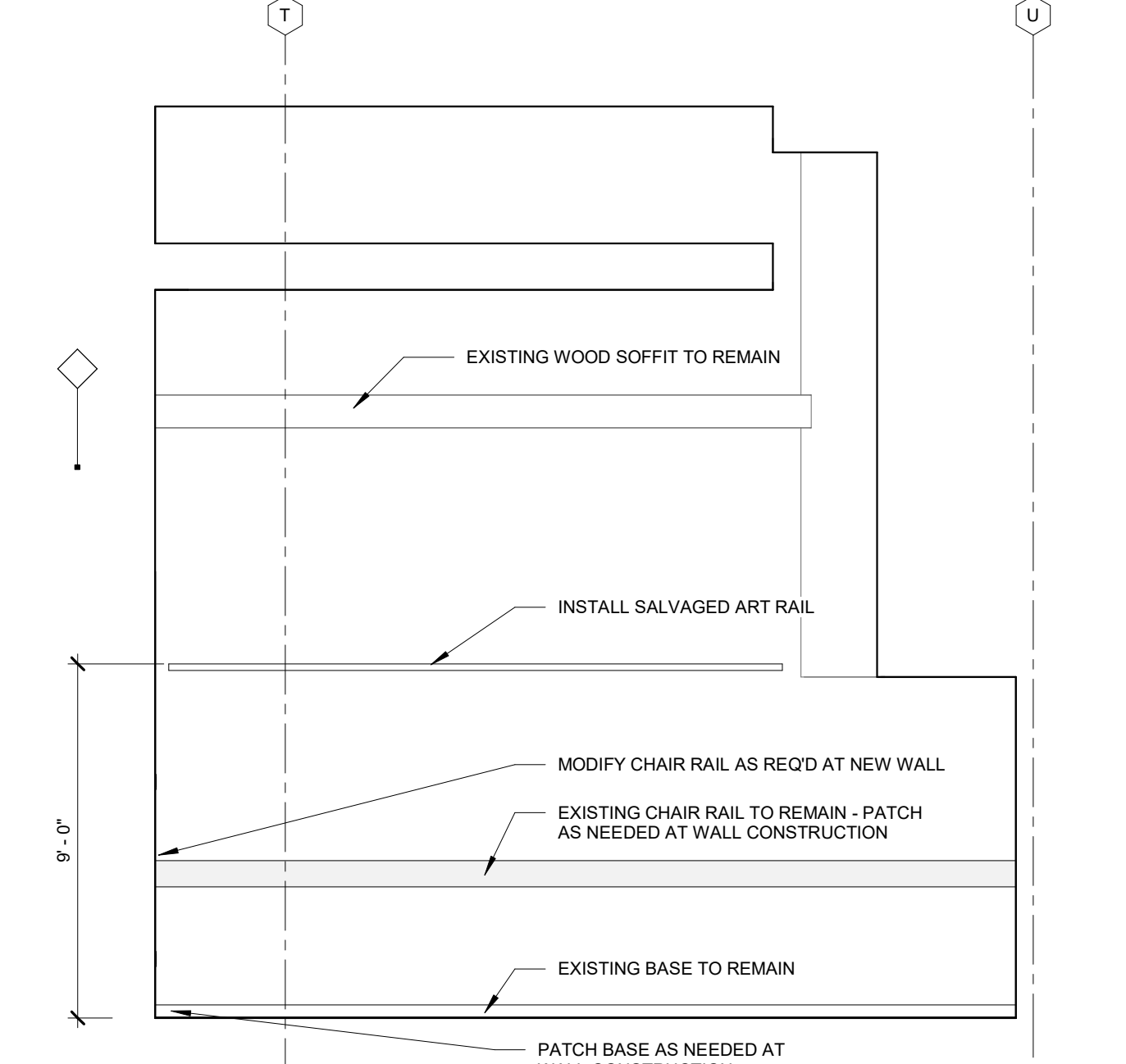
2 INT ELEV - ADULT TECH WEST  
A501 1/4" = 1'-0"



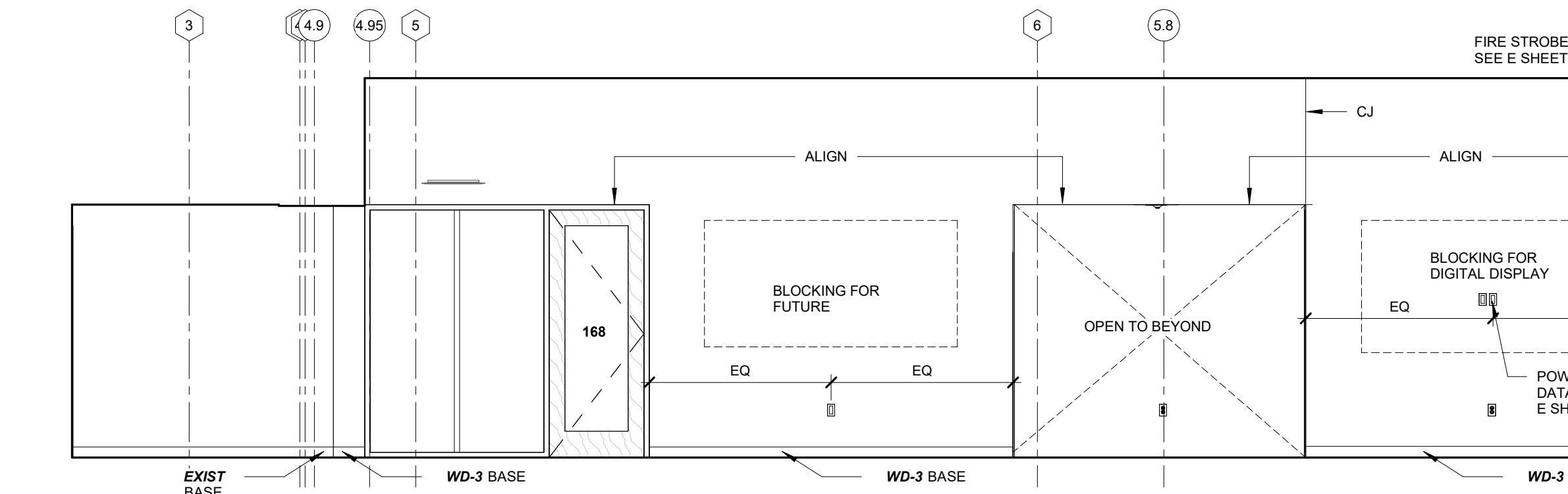
3 105 FRIENDS SOUTH  
A501 1/4" = 1'-0"



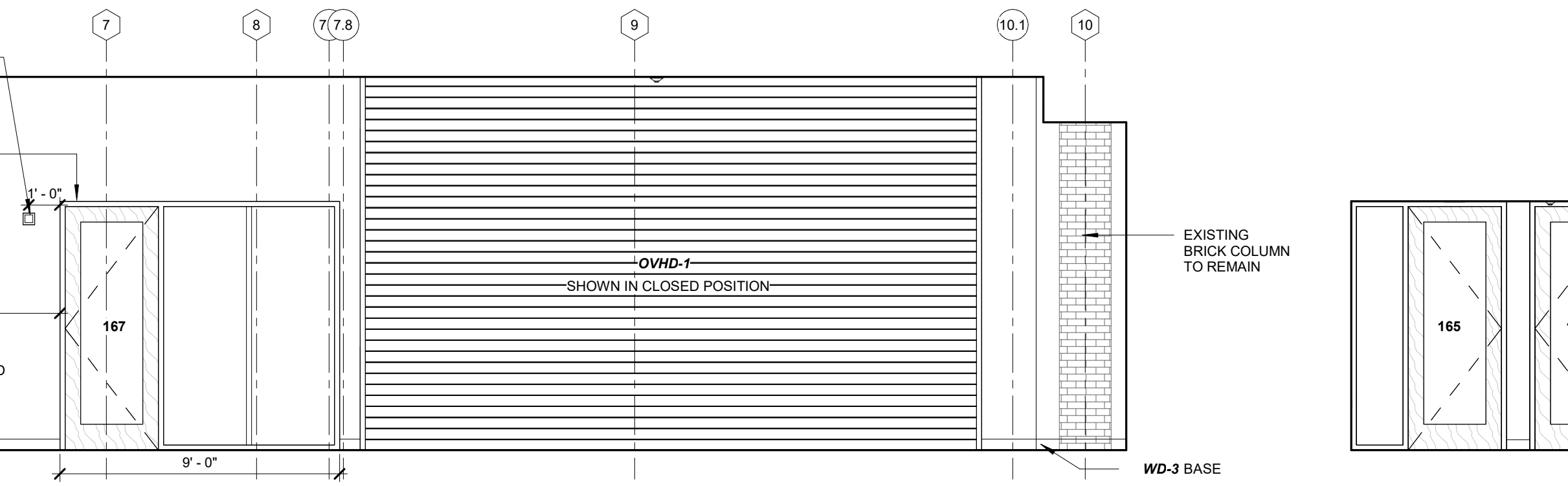
4 106 ROTARY NORTH  
A501 1/4" = 1'-0"



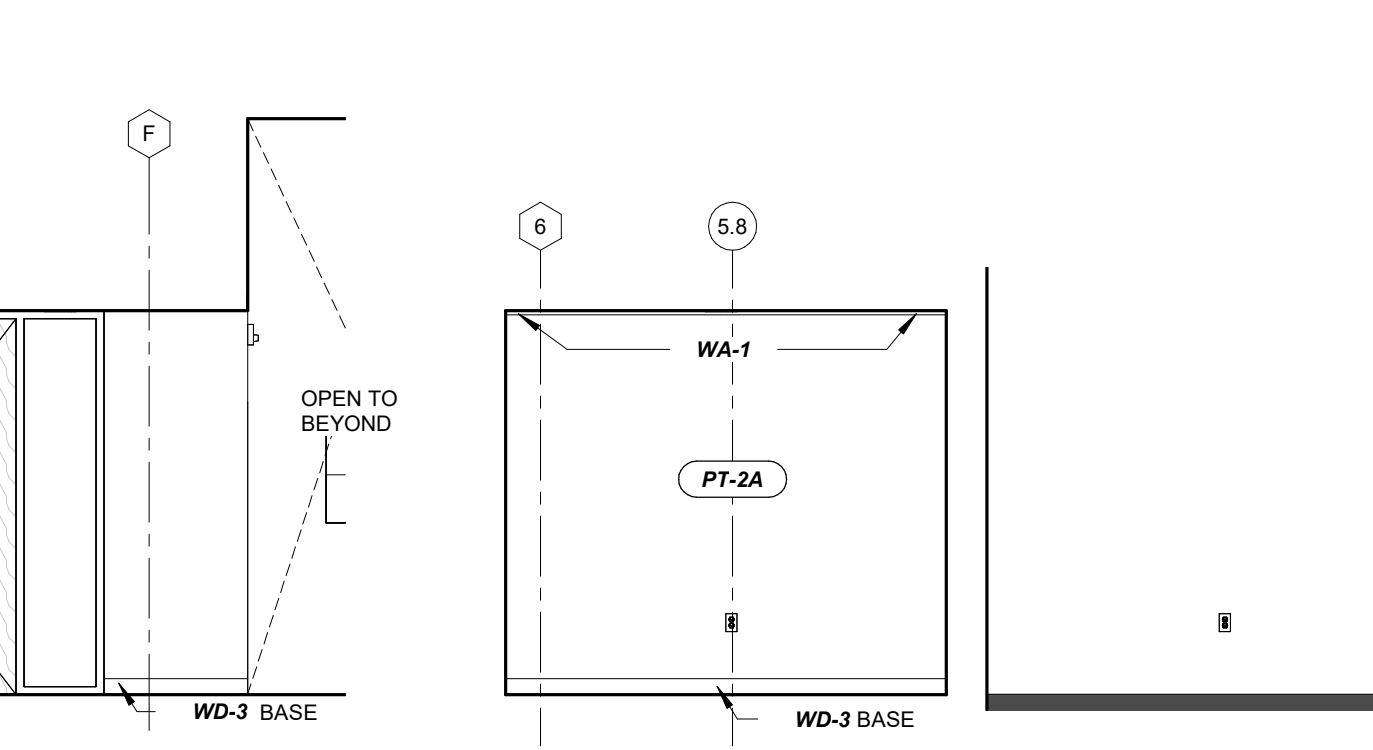
5 106 ROTARY - EAST  
A501 1/4" = 1'-0"



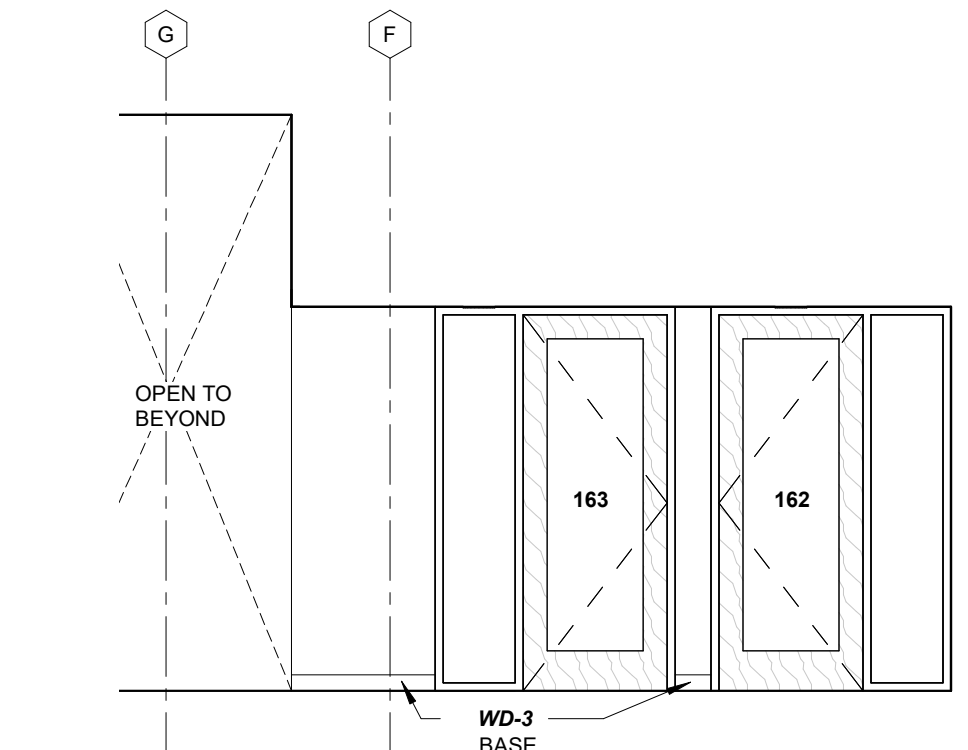
6 121 HUB NORTH  
A501 1/4" = 1'-0"



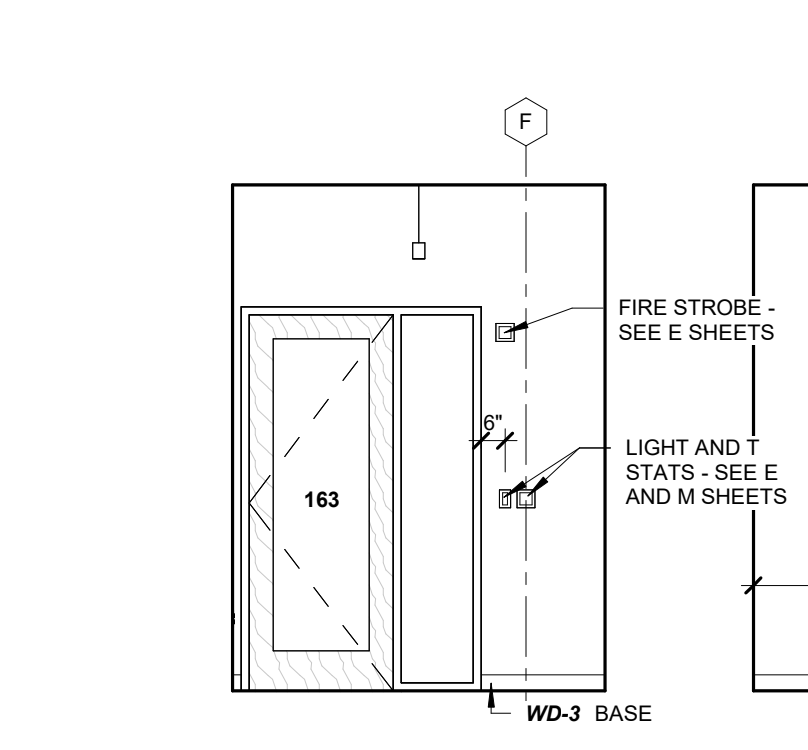
7 164 CIRC EAST  
A501 1/4" = 1'-0"



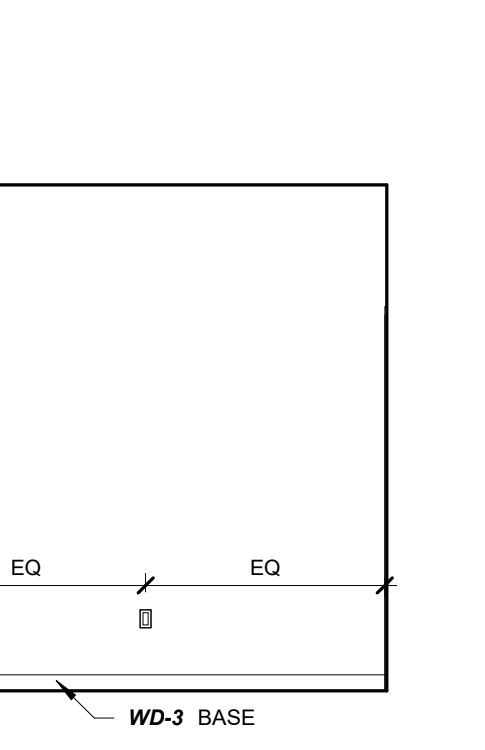
8 164 CIRC NORTH  
A501 1/4" = 1'-0"



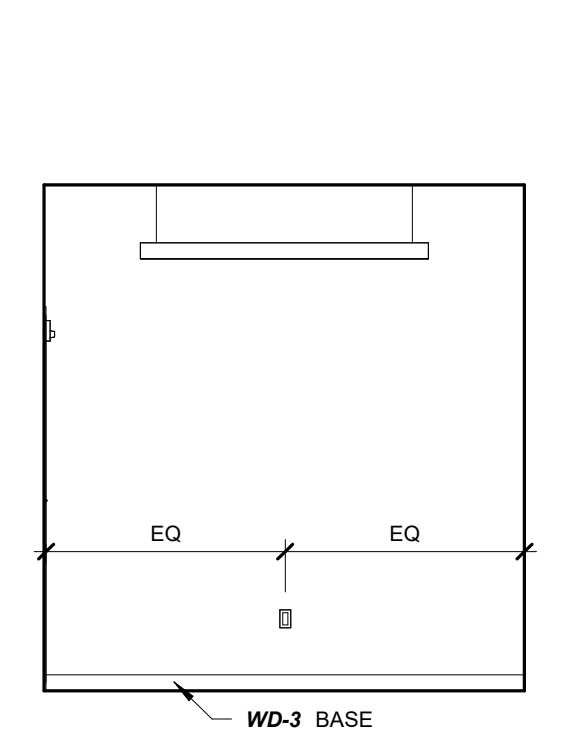
9 164 CIRC WEST  
A501 1/4" = 1'-0"



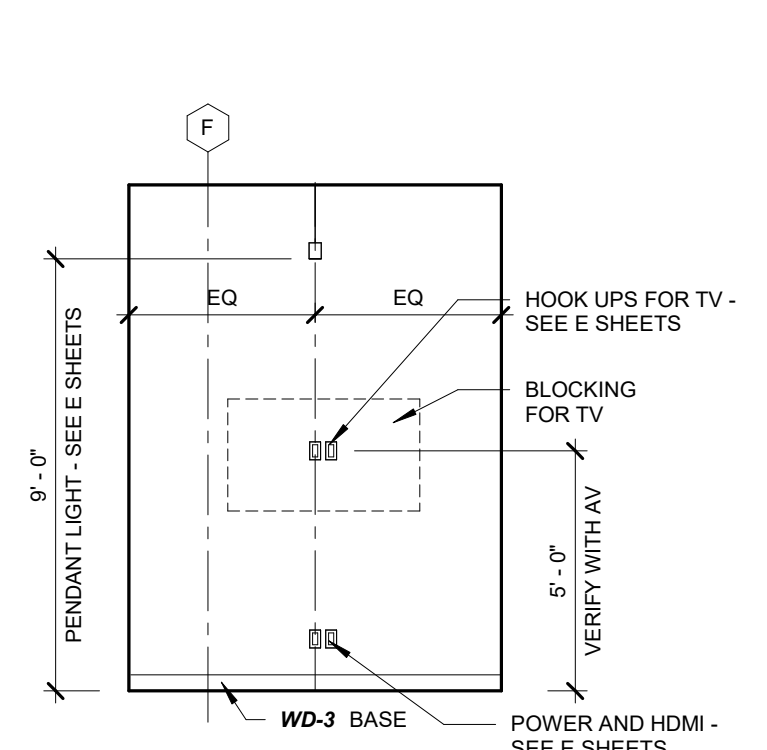
10 163 SM MEET EAST  
A501 1/4" = 1'-0"



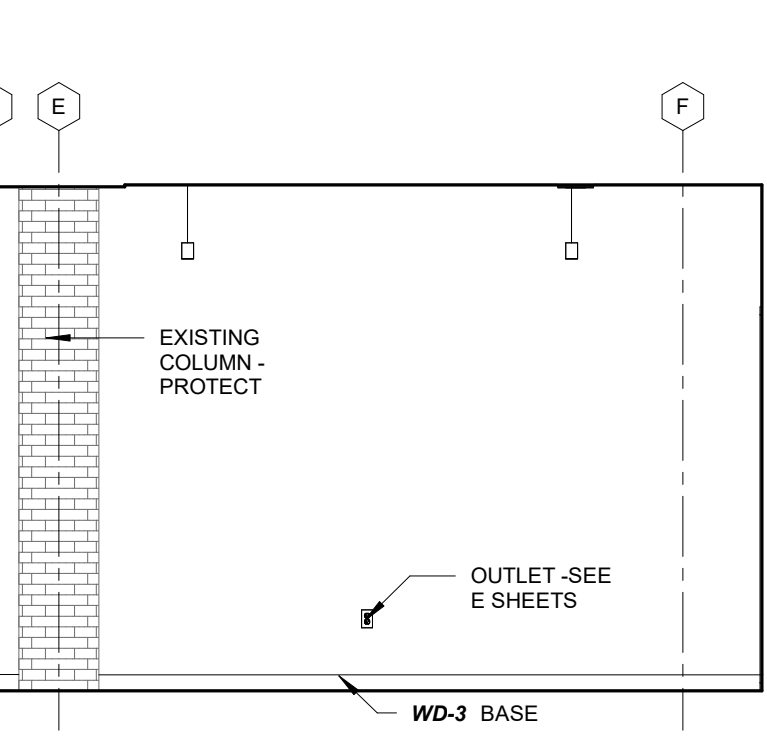
11 163 SM MEET NORTH  
A501 1/4" = 1'-0"



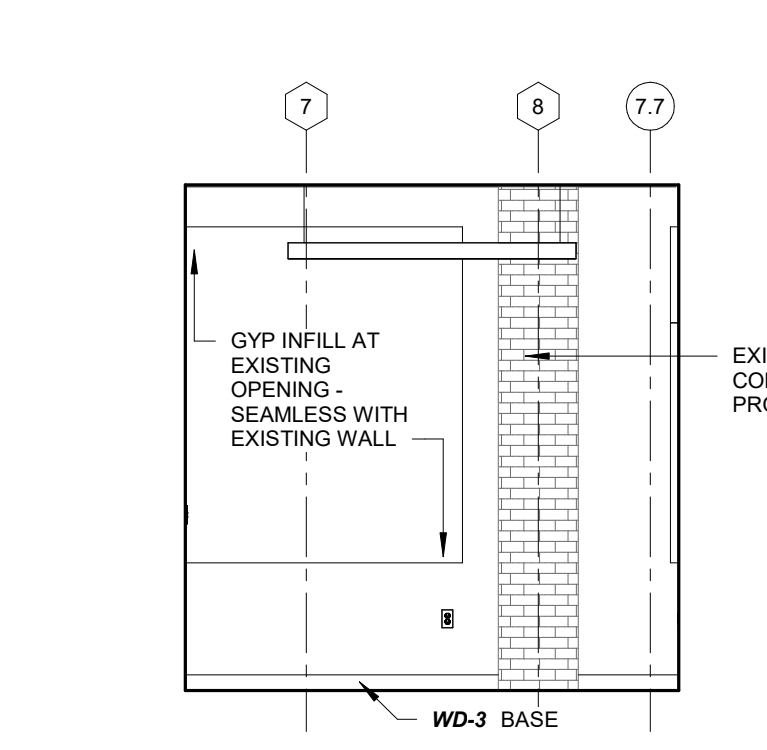
12 163 SM MEET SOUTH  
A501 1/4" = 1'-0"



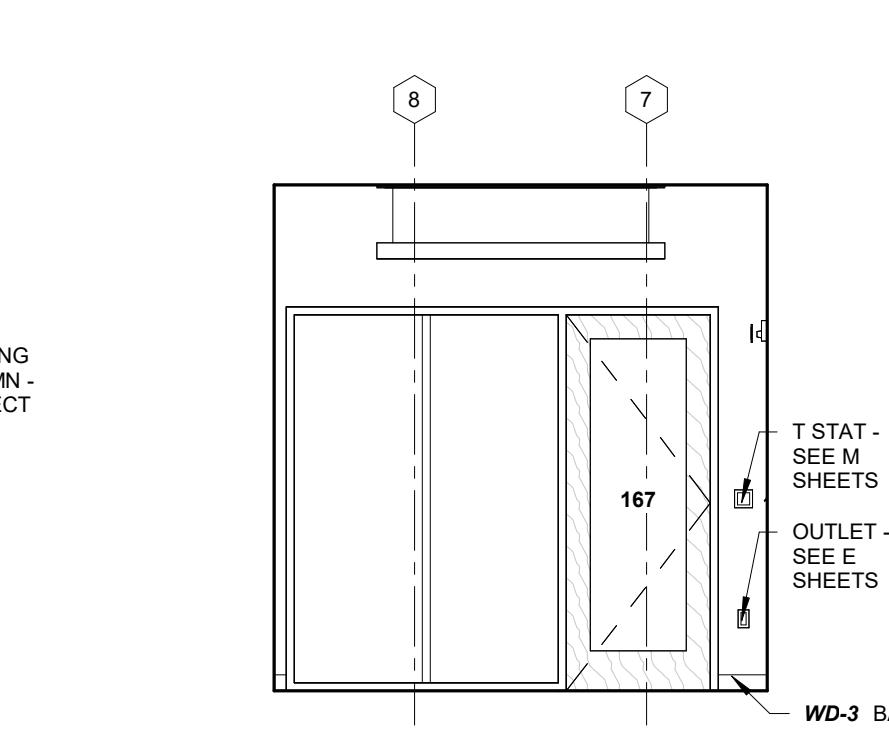
13 163 SM MEET WEST  
A501 1/4" = 1'-0"



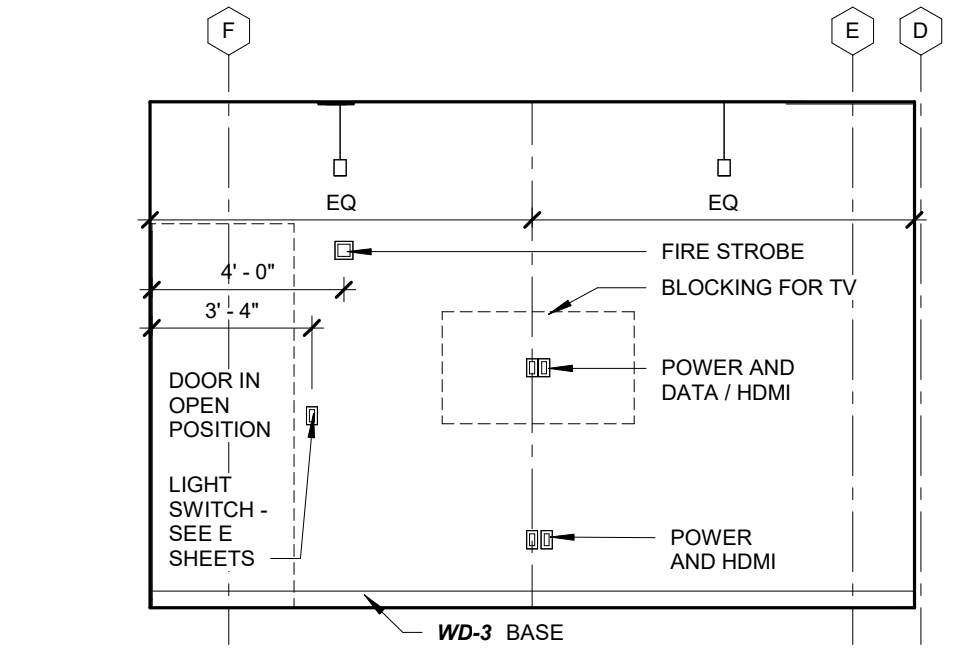
14 167 MEET 1 EAST  
A501 1/4" = 1'-0"



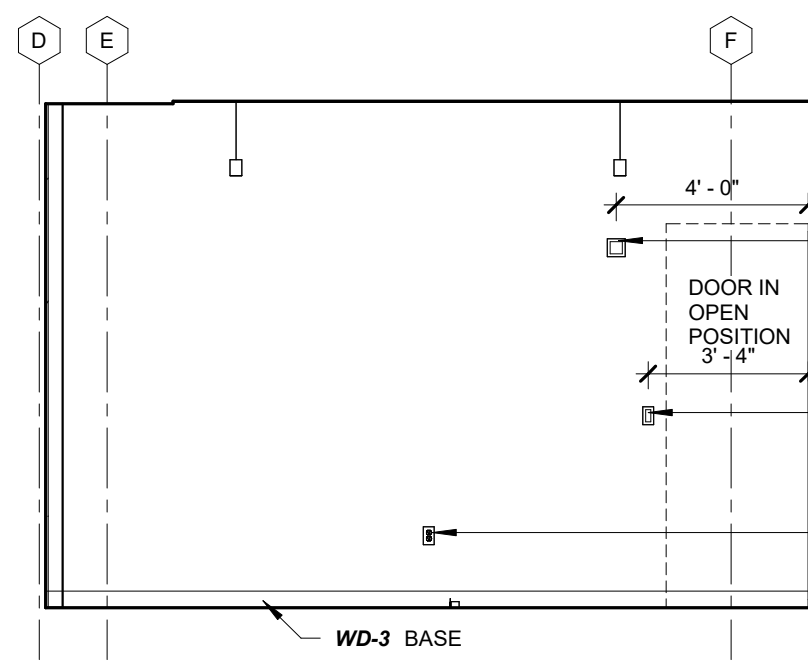
15 167 MEET 1 NORTH  
A501 1/4" = 1'-0"



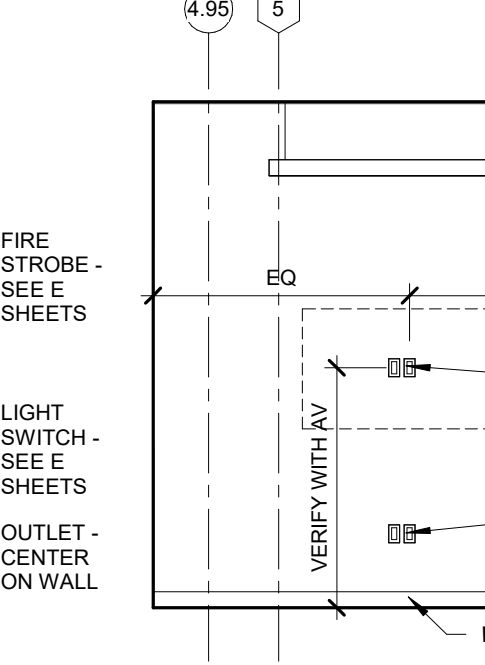
16 167 MEET 1 SOUTH  
A501 1/4" = 1'-0"



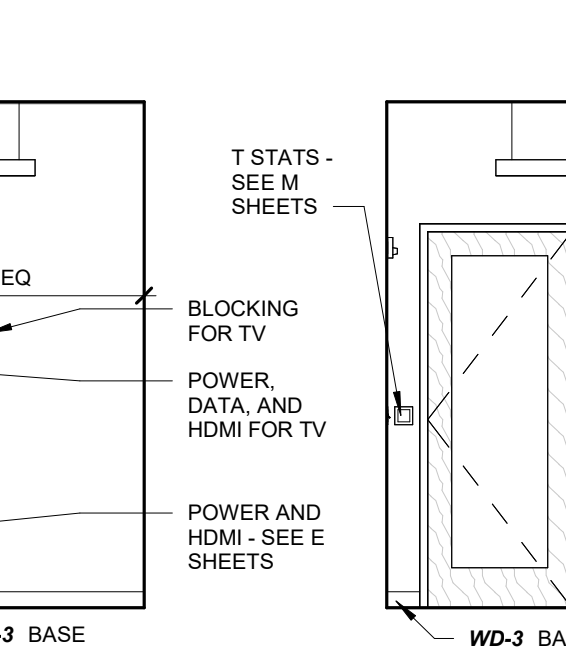
17 167 MEET 1 WEST  
A501 1/4" = 1'-0"



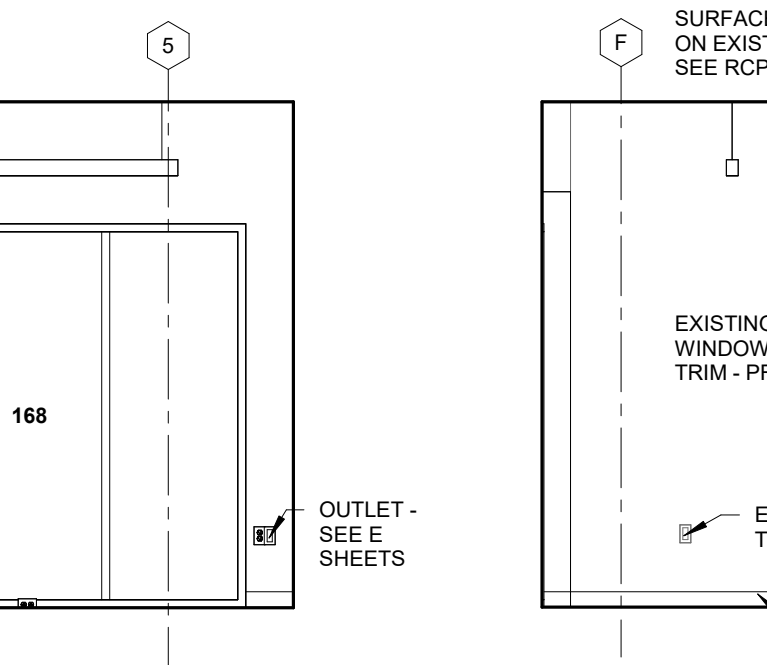
18 161 MEET 2 EAST  
A501 1/4" = 1'-0"



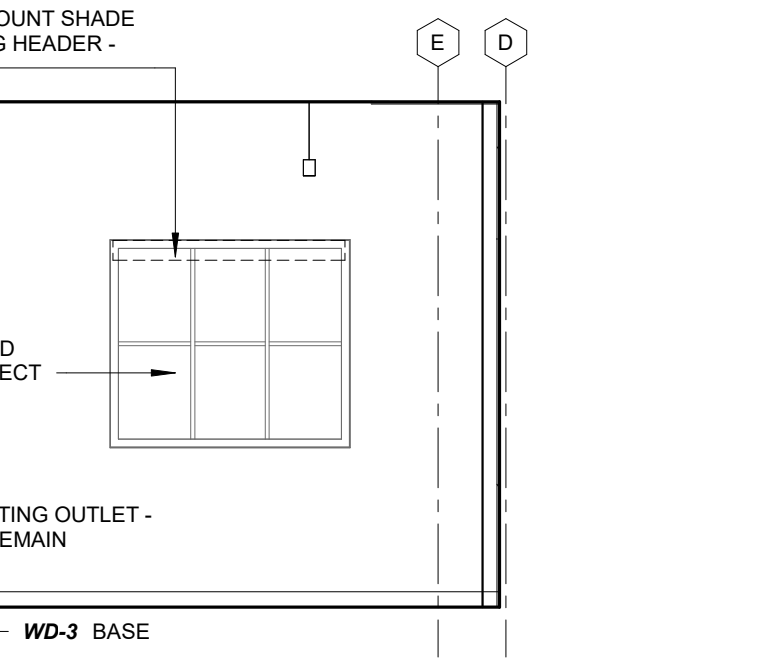
19 161 MEET 2 NORTH  
A501 1/4" = 1'-0"



20 161 MEET 2 SOUTH  
A501 1/4" = 1'-0"



21 161 MEET 2 WEST  
A501 1/4" = 1'-0"



22 161 MEET 2 WEST  
A501 1/4" = 1'-0"

Architecture and Interiors  
**MSRDesign**  
 510 Marquette Avenue South, Suite 200  
 Minneapolis, MN 55402 | 612.375.0336  
 Associate Architect  
**Hight Jackson Associates PA**  
 5201 W Village Pkwy #300  
 Rogers, AR 72758 | 479.464.4965  
 Civil Engineer  
**E | D | G**  
 216 West Birch Street  
 Rogers, AR 72756 | 501.378.0200  
 Landscape Architect  
**TEN x TEN**  
 575 SE 9th St #210  
 Minneapolis, MN 55414 | 612.440.8369  
 Structural Engineer  
**Tatum Smith Welcher Engineers, Inc.**  
 3100 S Market St #202  
 Rogers, AR 72758 | 479.621.6128  
 MEP Engineer  
**HP Engineering, Inc.**  
 5504 W. Pinnacle Point Drive Suite 200  
 Rogers, AR 72758 | 479.899.6370

Project No. 2021037  
**Bentonville Public Library Expansion**  
 405 S Main Street  
 Bentonville, AR 72712

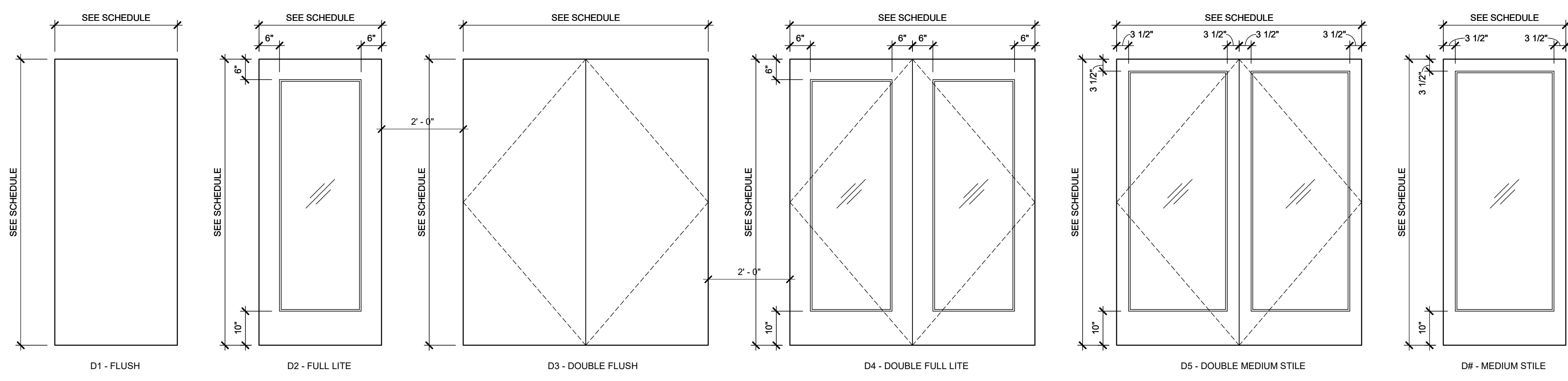
I hereby certify that this plan, specification or report was prepared by me or under my direct supervision and that I am a duly Licensed Architect under the Laws of the State of Arkansas.  
 Architect Seal

Signature  
 Print Name: Matthew Krutord  
 Date: 7/28/2023 License No.: 10100

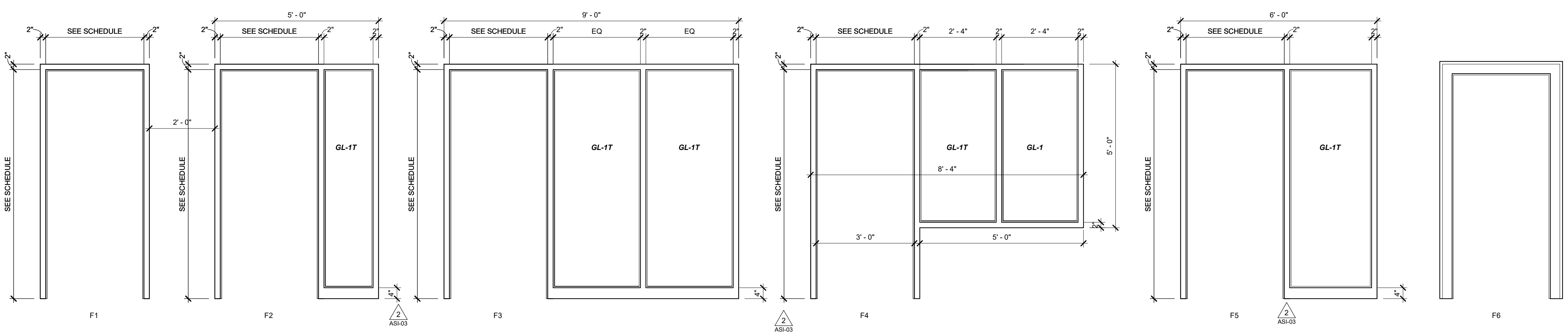
ASI-06

Mark	Date	Description
	10/26/2022	LARGE SCALE DEVELOPMENT SUBMITTAL
	11/14/2022	SECOND LSD SUBMITTAL
	11/28/2022	THIRD LSD SUBMITTAL
	12/11/2022	PERMIT SET
	1/6/2023	BID SET
1	02/22/2023	BID SET - ADDENDUM 3
2	02/12/2023	ASI-06

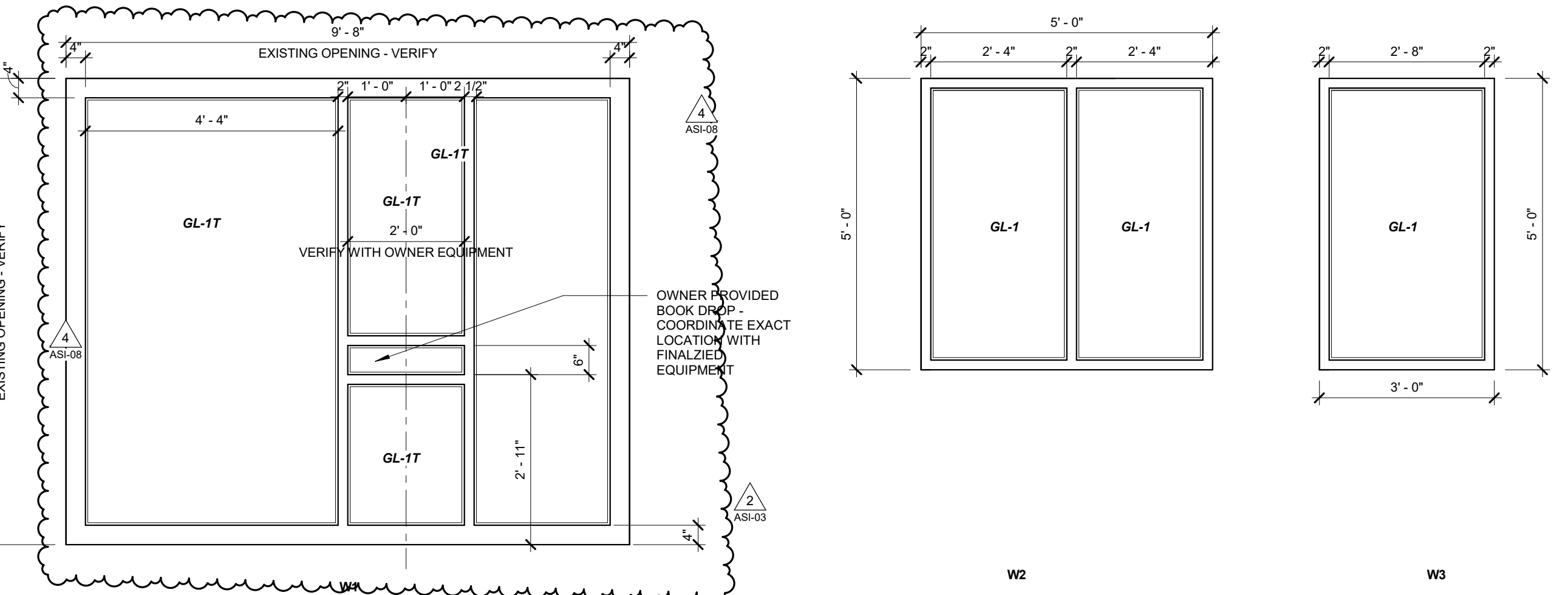
INTERIOR ELEVATIONS EXISTING BUILDING  
**A501**



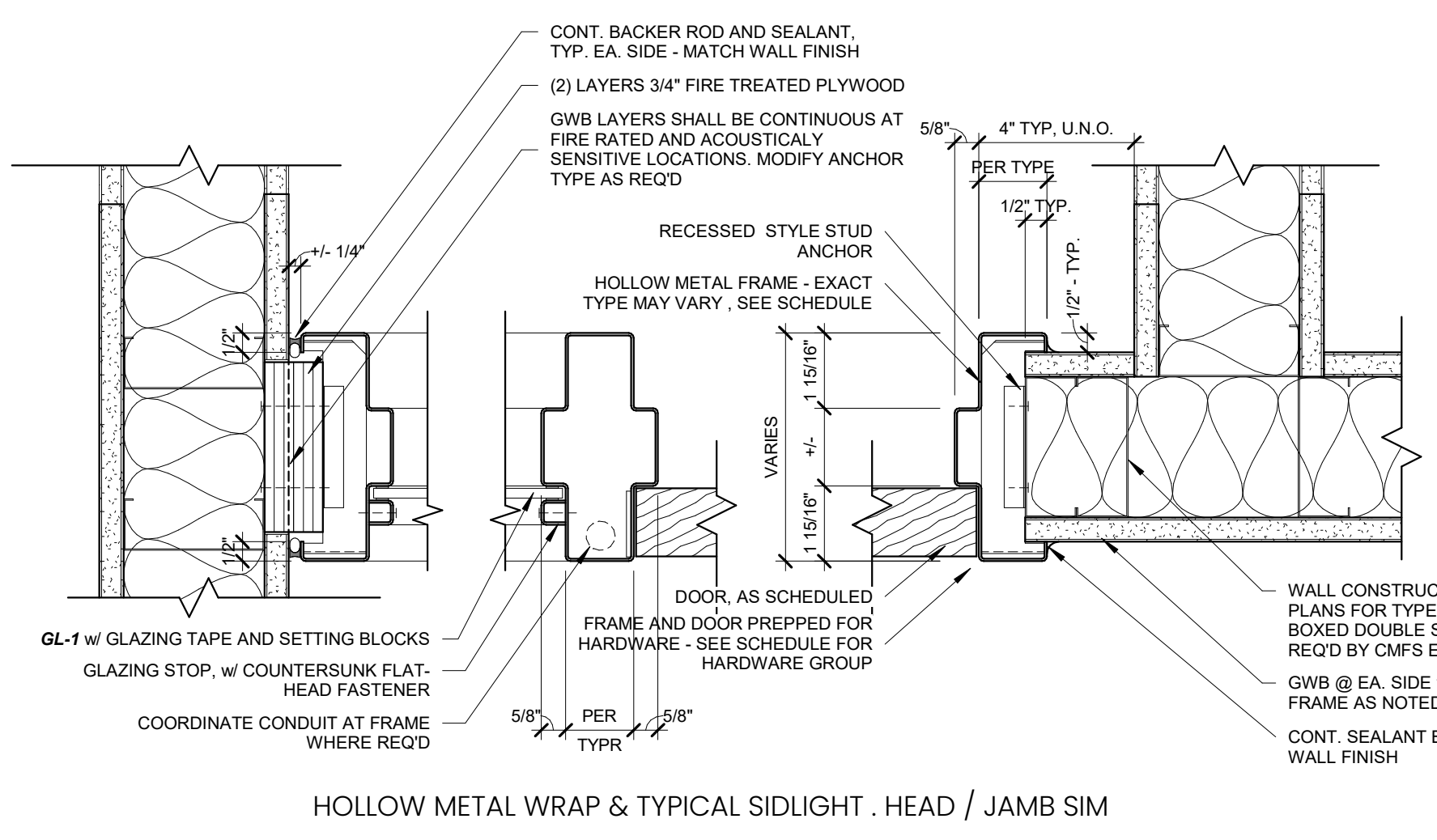
**1 DOOR TYPES**  
A601 1/2" = 1'-0"



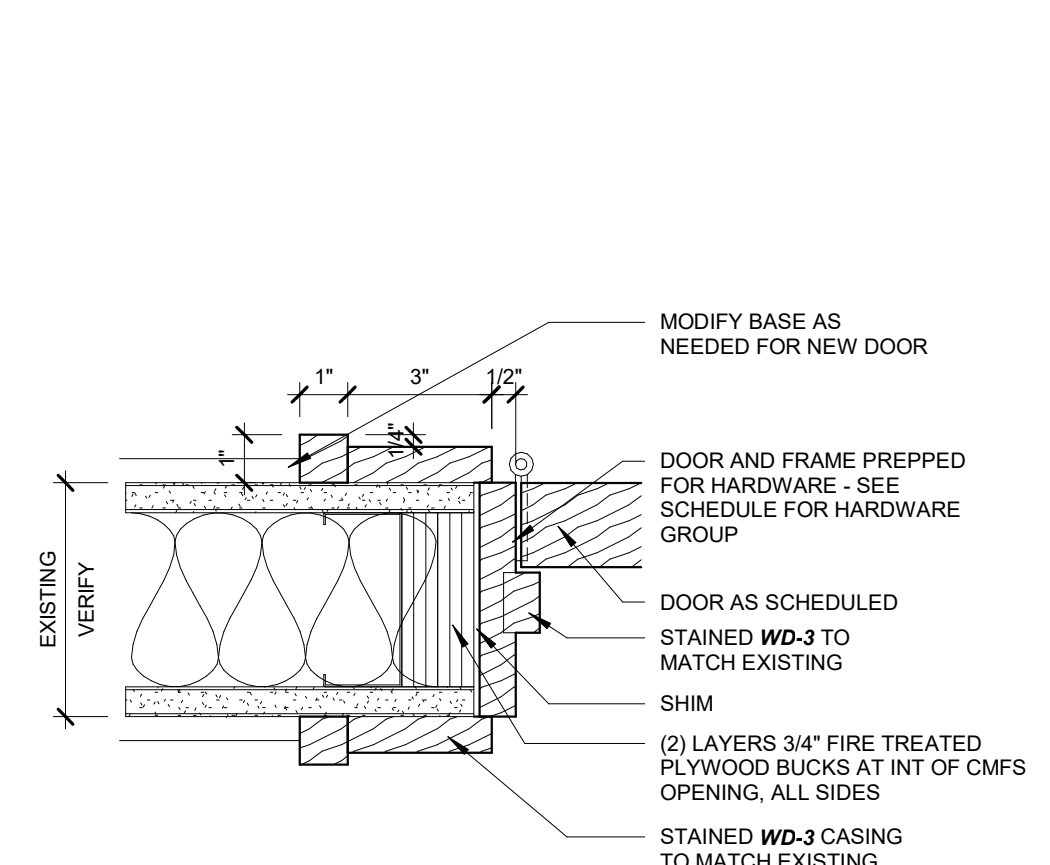
**2 FRAME TYPES**  
A601 1/2" = 1'-0"



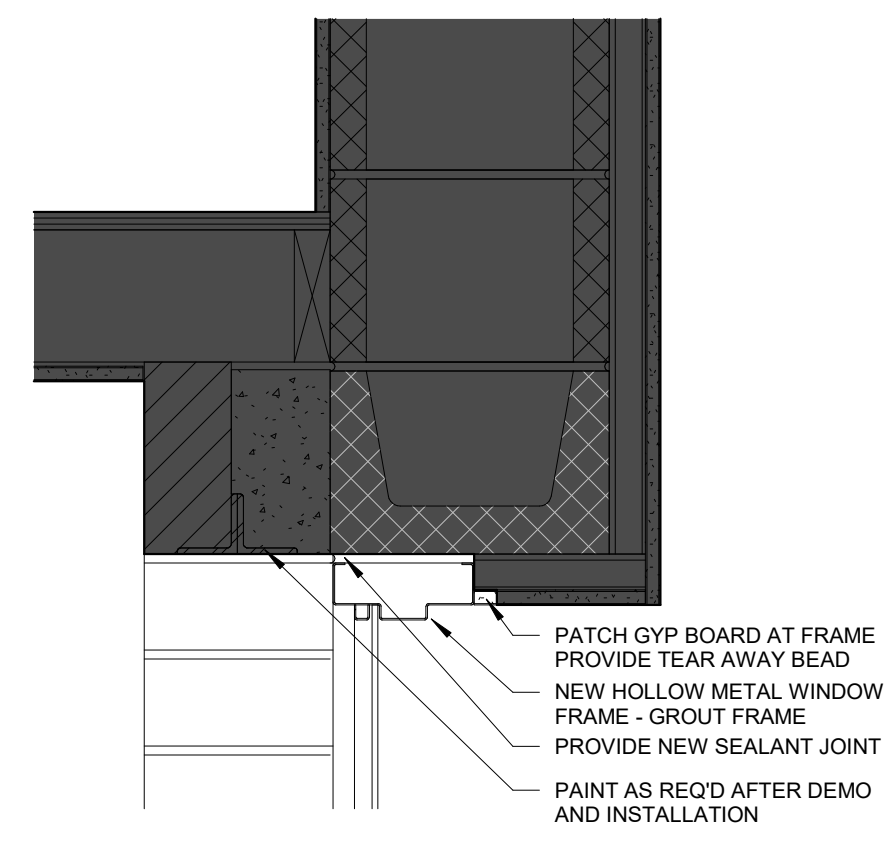
**3 WINDOW TYPES**  
A601 1/2" = 1'-0"



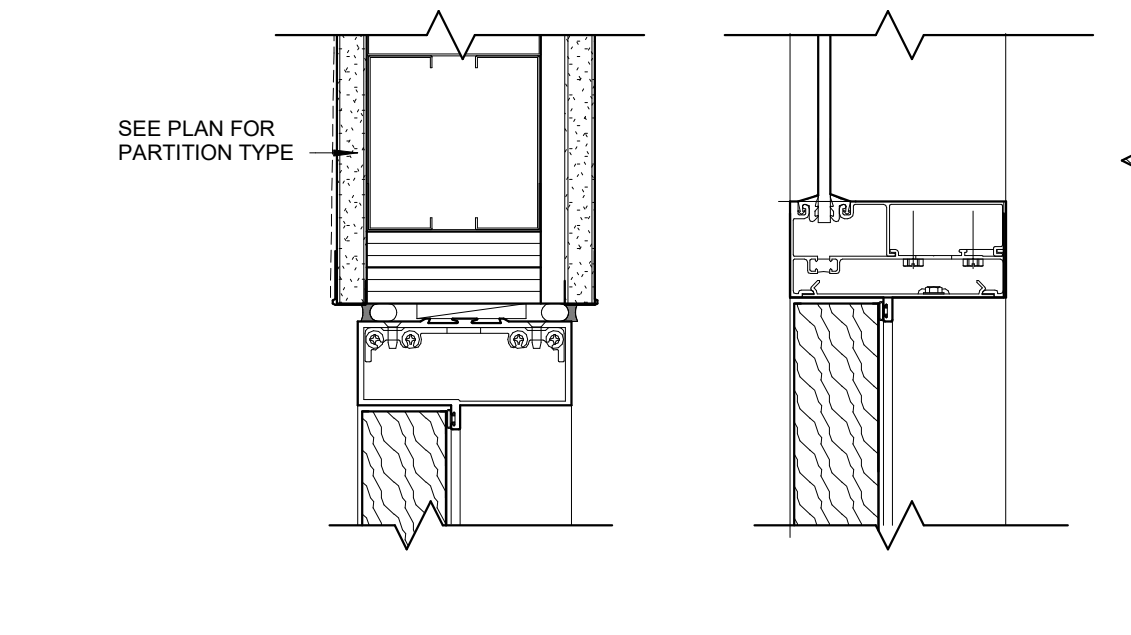
**4 HM DOOR / WINDOW DETAILS**  
A601 3" = 1'-0"



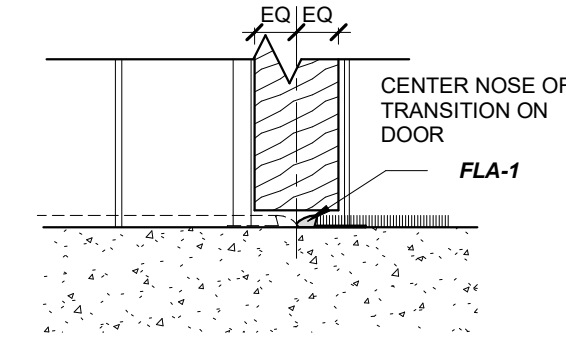
**5 F6 JAMB - HEADER SIM**  
A601 3" = 1'-0"



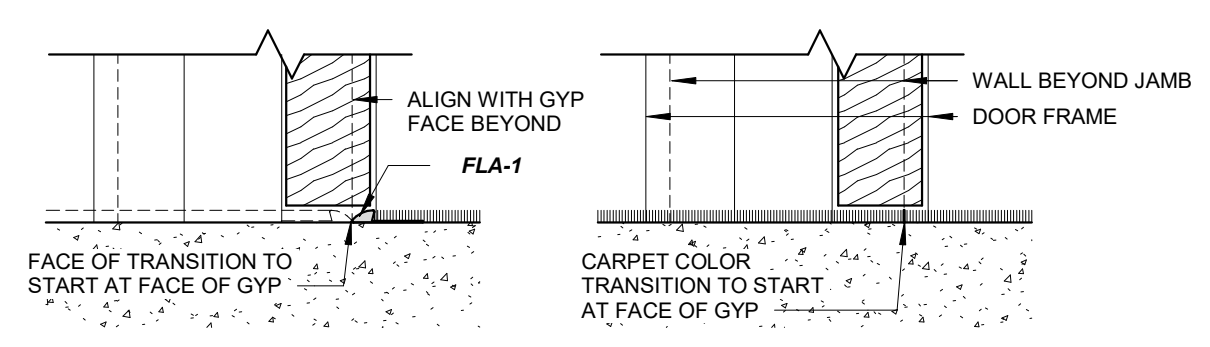
**6 W1 HEADER**  
A601 1 1/2" = 1'-0"



**7 ALSF DETAILS**  
A601 3" = 1'-0"



**8 SILL DETAIL ALSF**  
A601 3" = 1'-0"



**9 SILL DETAIL HOLLOW METAL**  
A601 3" = 1'-0"

DOOR SCHEDULE											
DOOR NO	DOOR	TYPE	MATL	FRAME			FIRE	HDWR	COMMENTS		
				HEAD	SILL	JAMB					
106	3'-0" x 7'-10" x 1 3/4"	D1	WD-3	4/A601	NA	4/A601	F1	HM	13.0		
129E	3'-0" x 7'-10" x 1 3/4"	D2	HM/IGL-1T	EXIST	EXIST	EXIST	F1	HM	4.0	NEW DOOR IN EXISTING FRAME - FIELD VERIFY	
140A	3'-0" x 7'-10" x 1 3/4"	D2	WD-3GL	EXIST	EXIST	EXIST	F6	WD-3	7.3	NEW DOOR IN EXISTING FRAME - FIELD VERIFY	
140B	3'-0" x 7'-10" x 1 3/4"	D2	WD-3GL	4/A601	4/A601	4/A601	F6	WD-3	7.3		
159	3'-0" x 7'-10" x 1 3/4"	D1	WD-3	4/A601	4/A601	4/A601	F1	HM	9.0		
162	3'-0" x 7'-10" x 1 3/4"	D2	WD-3GL	4/A601	4/A601	4/A601	F2	HM	11.0		
163	3'-0" x 7'-10" x 1 3/4"	D2	WD-3GL	4/A601	4/A601	4/A601	F2	HM	11.0		
165	3'-0" x 7'-10" x 1 3/4"	D2	WD-3GL	4/A601	4/A601	4/A601	F2	HM	11.0		
166	3'-0" x 7'-10" x 1 3/4"	D2	WD-3GL	4/A601	4/A601	4/A601	F2	HM	11.0		
167	3'-0" x 7'-10" x 1 3/4"	D2	WD-3GL	4/A601	4/A601	4/A601	F3	HM	11.0		
168	3'-0" x 7'-10" x 1 3/4"	D2	WD-3GL	4/A601	4/A601	4/A601	F3	HM	11.0		
200	2'-0" x 14'-0"	D1	WD-1	4/A601	4/A601	4/A601	F1	HM	7.1		
201	3'-0" x 8'-0" x 1 3/4"	D2	WD-1GL	7/A601	NA	7/A601	ALSF-1	AL	11.2	SEE INTERIOR ELEVATIONS FOR FRAME TYPE	
201A	6'-0" x 8'-0" x 1 3/4"	D3	HM	4/A601	NA	4/A601	F1	HM	1 HR	PROVIDE 1 HOUR RATING AT HARDWARE AND DOOR	
201E	6'-0" x 8'-0" x 1 3/4"	D5	ALJGU-1T	TYF	11/A351	5/A371	SEE ELEV	AL	3.1	SEE ELEVATIONS FOR FRAME TYPE	
204	3'-0" x 8'-0" x 1 3/4"	D2	WD-1GL	7/A601	4/A601	27/A551	ALSF-1	AL	11.1	SEE INTERIOR ELEVATIONS FOR FRAME TYPE	
205	3'-0" x 8'-0" x 1 3/4"	D2	WD-1GL	7/A601	NA	29/A551	ALSF-1	AL	11.1	SEE INTERIOR ELEVATIONS FOR FRAME TYPE	
206	3'-0" x 8'-0" x 1 3/4"	D2	WD-1GL	7/A601	NA	29/A551	ALSF-1	AL	11.1	SEE INTERIOR ELEVATIONS FOR FRAME TYPE	
207	3'-0" x 8'-0" x 1 3/4"	D2	WD-1GL	4/A601	NA	4/A601	F2	HM	7.0		
208	3'-0" x 8'-0" x 1 3/4"	D2	WD-1GL	4/A601	NA	4/A601	F1	HM	7.0		
209	3'-0" x 8'-0" x 1 3/4"	D2	WD-1GL	4/A601	NA	4/A601	F1	HM	7.0		
209A	3'-0" x 8'-0" x 1 3/4"	D2	WD-1GL	4/A601	NA	4/A601	F5	HM	7.0		
210	3'-0" x 8'-0" x 1 3/4"	D2	WD-1GL	4/A601	NA	4/A601	F4	HM	7.1		
210A	3'-0" x 8'-0" x 1 3/4"	D1	WD-1	4/A601	NA	4/A601	F1	HM	7.1		
211	3'-0" x 8'-0" x 1 3/4"	D2	WD-1GL	4/A601	NA	4/A601	F2	HM	7.0		
212E	3'-0" x 8'-0" x 1 3/4"	D6	ALJGU-1T	TYF	11/A352	TYF ALSF-3	SEE ELEV	AL	3.3	SEE ELEVATIONS FOR FRAME TYPE	
213E	6'-0" x 8'-0" x 1 3/4"	D5	ALJGU-1T	TYF	11/A351	1/A372	SEE ELEV	AL	3.0	SEE ELEVATIONS FOR FRAME TYPE	
214	3'-0" x 8'-0" x 1 3/4"	D1	WDPT-C	4/A601	4/A601	4/A601	F2	HMPT-C	9.2	PAINT FRAME PT-C ON CORRIDOR SIDE, PT-B ON ROOM SIDE (SEE JAMB DETAIL)	
215	3'-0" x 8'-0" x 1 3/4"	D1	WD-1	7/A601	4/A601	4/A601	ALSF-1	AL	11.2	SEE INTERIOR ELEVATIONS FOR FRAME TYPE	
217	3'-0" x 7'-10" x 1 3/4"	D1	HM	4/A601	NA	4/A601	F1	HM	10.0		
219	3'-0" x 7'-10" x 1 3/4"	D1	HM	4/A601	NA	4/A601	F1	HM	6.2		
219A	3'-0" x 8'-0" x 1 3/4"	D1	WDPT-C	4/A601	NA	4/A601	F1	HM	6.1	HM FRAME PT-C ON CORRIDOR SIDE, PT-B ON ROOM SIDE (SEE JAMB DETAIL)	
220	6'-0" x 8'-0" x 1 3/4"	D3	WD-1	4/A601	4/A601	4/A601	F1	HM	2.1	HM FRAME PT-C ON CORRIDOR SIDE, PT-B ON ROOM SIDE (SEE JAMB DETAIL)	
220A	6'-0" x 8'-0" x 1 3/4"	D4	WD-1GL	4/A601	4/A601	4/A601	F1	HM	2.0	HM FRAME PT-C ON CORRIDOR SIDE, PT-B ON ROOM SIDE (SEE JAMB DETAIL)	
220B	6'-0" x 8'-0" x 1 3/4"	D4	WD-1GL	4/A601	4/A601	4/A601	F1	HM	2.0	HM FRAME PT-C ON CORRIDOR SIDE, PT-B ON ROOM SIDE (SEE JAMB DETAIL)	
220C	6'-0" x 8'-0" x 1 3/4"	D4	WD-1GL	4/A601	4/A601	4/A601	F1	HM	2.0	HM FRAME PT-C ON CORRIDOR SIDE, PT-B ON ROOM SIDE (SEE JAMB DETAIL)	
220D	6'-0" x 8'-0" x 1 3/4"	D4	WD-1GL	4/A601	4/A601	4/A601	F1	HM	2.0	HM FRAME PT-C ON CORRIDOR SIDE, PT-B ON ROOM SIDE (SEE JAMB DETAIL)	
221	4'-0" x 7'-10" x 1 3/4"	D1	WDPT-B	4/A601	4/A601	4/A601	F1	HMPT-B	10.1		
221A	6'-0" x 7'-10" x 1 3/4"	D3	WDPT-B	4/A601	4/A601	4/A601	F1	HMPT-B	6.0		
223	3'-0" x 8'-0" x 1 3/4"	D2	WD-1GL	7/A601	4/A601	4/A601	ALSF-1	AL	11.2	SEE INTERIOR ELEVATIONS FOR FRAME TYPE	
223E	6'-0" x 8'-0" x 1 3/4"	D5	ALJGU-1T	TYF	11/A352	2/A372 SIM	SEE ELEV	AL	3.2	SEE ELEVATIONS FOR FRAME TYPE	
224	3'-0" x 8'-0" x 1 3/4"	D1	WDPT-C	4/A601	4/A601	4/A601	F1	HM	11.2		
224A	3'-0" x 8'-0" x 1 3/4"	D1	WDPT-C	4/A601	4/A601	4/A601	F1	HM	11.2		
225	3'-0" x 8'-0" x 1 3/4"	D1	WDPT-C	4/A601	4/A601	4/A601	F1	HM	9.1		
226E	6'-0" x 8'-0" x 1 3/4"	D5	ALJGU-1T	TYF	11/A352	2/A372 SIM	SEE ELEV	AL	3.2	SEE ELEVATIONS FOR FRAME TYPE	
229	3'-0" x 8'-0" x 1 3/4"	D2	WD-1GL	4/A601	4/A601	4/A601	F1	HM	8.0		
229	3'-0" x 8'-0" x 1 3/4"	D2	WD-1GL	4/A601	4/A601	4/A601	F1	HM	8.1		
230	3'-0" x 8'-0" x 1 3/4"	D2	WD-1GL	4/A601	4/A601	4/A601	F1	HM	8.1		
231	3'-0" x 8'-0" x 1 3/4"	D2	WD-1GL	4/A601	4/A601	4/A601	F1	HM	8.1		
232	3'-0" x 8'-0" x 1 3/4"	D2	WD-1GL	4/A601	4/A601	4/A601	F1	HM	8.0		

Architecture and Interiors  
**MSRDesign**  
 510 Marquette Avenue South, Suite 200  
 Minneapolis, MN 55402 | 612.375.0336

Associate Architect  
**Hight Jackson Associates PA**  
 5201 W Village Plaza #300  
 Rogers, AR 72758 | 479.464.4965

Civil Engineer  
**E | D | G**  
 216 West Birch Street  
 Rogers, AR 72756 | 501.378.0200

Landscape Architect  
**TEN x TEN**  
 575 SE 9th St #210  
 Minneapolis, MN 55414 | 612.440.8369

Structural Engineer  
**Tatum Smith Welcher Engineers, Inc.**  
 3100 S Market St #202  
 Rogers, AR 72758 | 479.621.6128

MEP Engineer  
**HP Engineering, Inc.**  
 5504 W. Pinnacle Point Drive Suite 200  
 Rogers, AR 72758 | 479.899.6370

Project No. 20210027  
**Bentonville Public Library Expansion**  
 405 S Main Street  
 Bentonville, AR 72712

I hereby certify that this plan, specification or report was prepared by me or under my direct supervision and that I am a duly Licensed Architect under the Laws of the State of Arkansas.

Architect Seal

Signature  
 Print Name **Matthew Krutord**  
 Date **7/28/2023** License No. **10100**

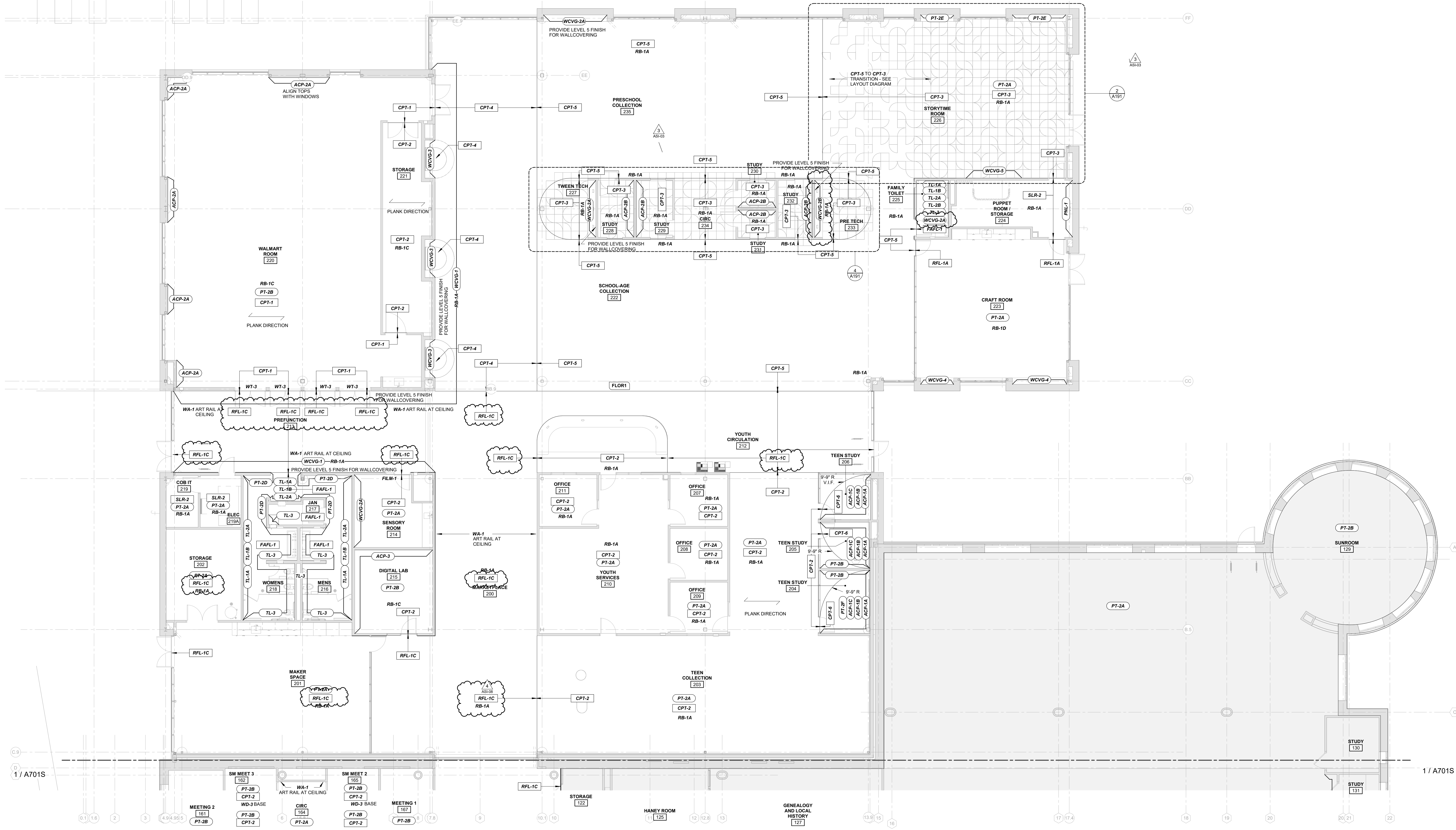
**ASI-06**

**ISSUE / REVISION**

Mark	Date	Description
10/28/2022	10/28/2022	LARGE SCALE DEVELOPMENT SUBMITTAL
11/14/2022	11/14/2022	SECOND LSD SUBMITTAL
11/28/2022	11/28/2022	THIRD LSD SUBMITTAL
12/21/2022	12/21/2022	PERMIT SET
1/6/2023	1/6/2023	BID SET
3/23/2023	3/23/2023	ASH-01
5/30/2023	5/30/2023	ASH-03
7/28/2023	7/28/2023	ASH-06
9/21/2023	9/21/2023	ASH-08

DOOR SCHEDULE, TYPES AND DETAILS

# A601



**1** LEVEL 1 FINISH PLAN - NORTH  
A701N 1/8" = 1'-0"

**ALTERNATES**

**ADD ALT 1 - STAFF RESTROOM**  
BASE BID - NO WORK IN STORAGE ROOM 156  
ADD ALTERNATE - PROVIDE ALL COMPONENTS FOR STAFF RESTROOM AS SHOWN ON PLANS - SEE E, M, P SHEETS

**ADD ALT 2 - RESTROOM RENOVATION**  
BASE BID - NO WORK IN EXISTING RESTROOMS 114 AND 115  
ALTERNATE - RENOVATE RESTROOMS AS SHOWN ON DOCUMENTS - SEE E, M, P SHEETS

**ADD ALT 3 - REPLACE EXISTING HVAC EQUIPMENT**  
BASE BID - KEEP EXISTING RTUs AT EXISTING BUILDING  
ALTERNATE - REPLACE RTUs AS SHOWN ON MECHANICAL DRAWINGS

**ADD ALT 4 - SOUTH PARKING LOT**  
BASE BID - PROVIDE STRIPING AT BIKE PATH AND CURB AND EARTH WORK AT FORM ENTRY DRIVE  
ALTERNATE - PROVIDE ADDITIONAL PARKING SPOTS AS SHOWN ON C SHEETS

**LANDSCAPE ADD ALTERNATE 1 - PLANTINGS**  
BASE BID - SEED PLANTING ON THE EAST AND WEST GARDENS PER THE PLANS  
ADD ALTERNATE - SEED PLANTING + PLANT PLUGS IN THE EAST AND WEST GARDENS

**LANDSCAPE ADD ALTERNATE 2 - TREES**  
BASE BID - TREES ON WEST VERANDA AS NOTED  
ADD ALTERNATE - VERANDA TREES + ALL OTHER TREES NOTED ON THE LANDSCAPE PLAN

**FINISH PLAN KEY**

FLOOR FINISH CPT-1A	WALL FINISH PT-1A
STYLE COLOR	STYLE / COLOR FINISH

- FINISH GENERAL NOTES**
- COORDINATE EXTENT OF FLOOR AND WALL FINISHES WITH MILLWORK DRAWINGS.
  - TILE EXTENTS AT RESTROOM WALLS TO BE 9'-0" H MAX. WITH PAINT ABOVE OR TO CEILING IF HEIGHT IS LOWER THAN 9'-0". U.N.O. SEE INTERIOR ELEVATIONS FOR EXTENTS OF TILE AND ANY TILE ACCESSORIES.
  - ALL ACOUSTIC WALL FINISHES AND WALLCOVERING EXTENTS TO BE FULL HEIGHT TO CEILING U.N.O. SEE INTERIOR ELEVATIONS.
  - ALL GWB CEILINGS TO BE PAINTED PT-1A U.N.O.
  - ALL GWB WALLS TO BE PAINTED PT-2A U.N.O.
  - ALL HOLLOW METAL DOORS AND DOOR FRAMES, HANDRAILS AND METAL GRILLES TO BE PAINTED PT-1A U.N.O. SEE DOOR SCHEDULE FOR U.N.O. LOCATIONS.
  - ALL ELECTRICAL ROOMS, JANITORY'S CLOSETS AND MECHANICAL ROOMS TO BE PAINTED PT-2A U.N.O. SEE ELECTRICAL DRAWINGS FOR BLOCKING / WALL PANELING REQUIRED FOR ELECTRICAL EQUIPMENT.
  - RB-1 BASE USED FOR ALL WALL BASE U.N.O. USE STRAIGHT RUBBER BASE AT CARPETED AREAS AND COVERED RUBBER BASE AT HARD FLOORING SURFACES.
  - ALL NEW WOOD BASE USED IN EXISTING BUILDING TO MATCH EXISTING BASE PROFILE AND FINISH (WD-3).
  - INSTALLER RESPONSIBLE FOR FIELD VERIFYING ALL QUANTITIES, DIMENSIONS AND CONDITIONS FOR WINDOW TREATMENTS. ALL SHADES SHALL BE FULL WIDTH WITH NO SEAMS OR BATTENS. INSTALLER RESPONSIBLE FOR SUBMITTING SHOP DRAWINGS FOR APPROVAL. SEE RCP FOR CEILING MOUNTED WINDOW TREATMENTS AND DRAPERIES.
  - CARPET TILES MUST NOT BE CUT TO LESS THAN 6" IN ANY DIMENSION.
  - CARPET TILE TO CONCRETE TRANSITION LOCATIONS TO USE FLA-1. SEE A601 FOR DETAIL AT DOOR TRANSITIONS.
  - WINDOW AND DRAPES ARE SHOWN ON THE RCPs. SEE A121a.

Architecture and Interiors  
**MSRDesign**  
510 Marquette Avenue South, Suite 200  
Minneapolis, MN 55402 | 612.375.0336

Associate Architect  
**Hight Jackson Associates PA**  
5201 W Village Pkwy #300  
Rogers, AR 72758 | 479.464.4965

Civil Engineer  
**E | D | G**  
216 West Birch Street  
Rogers, AR 72758 | 501.378.0200

Landscape Architect  
**TEN x TEN**  
575 SE 9th St #210  
Minneapolis, MN 55414 | 612.440.8369

Structural Engineer  
**Tatum Smith Welcher Engineers, Inc.**  
3100 S Market St #202  
Rogers, AR 72758 | 479.621.6128

MEP Engineer  
**HP Engineering, Inc.**  
5504 W. Pinnacle Point Drive Suite 200  
Rogers, AR 72758 | 479.899.6370

**Bentonville Public Library Expansion**  
 405 S Main Street  
 Bentonville, AR 72712

I hereby certify that this plan, specification or report was prepared by me or under my direct supervision and that I am a duly Licensed Architect under the Laws of the State of Arkansas.



Signature  
Print Name: Matthew Kuntord  
Date: 7/28/2023 License No.: 10100

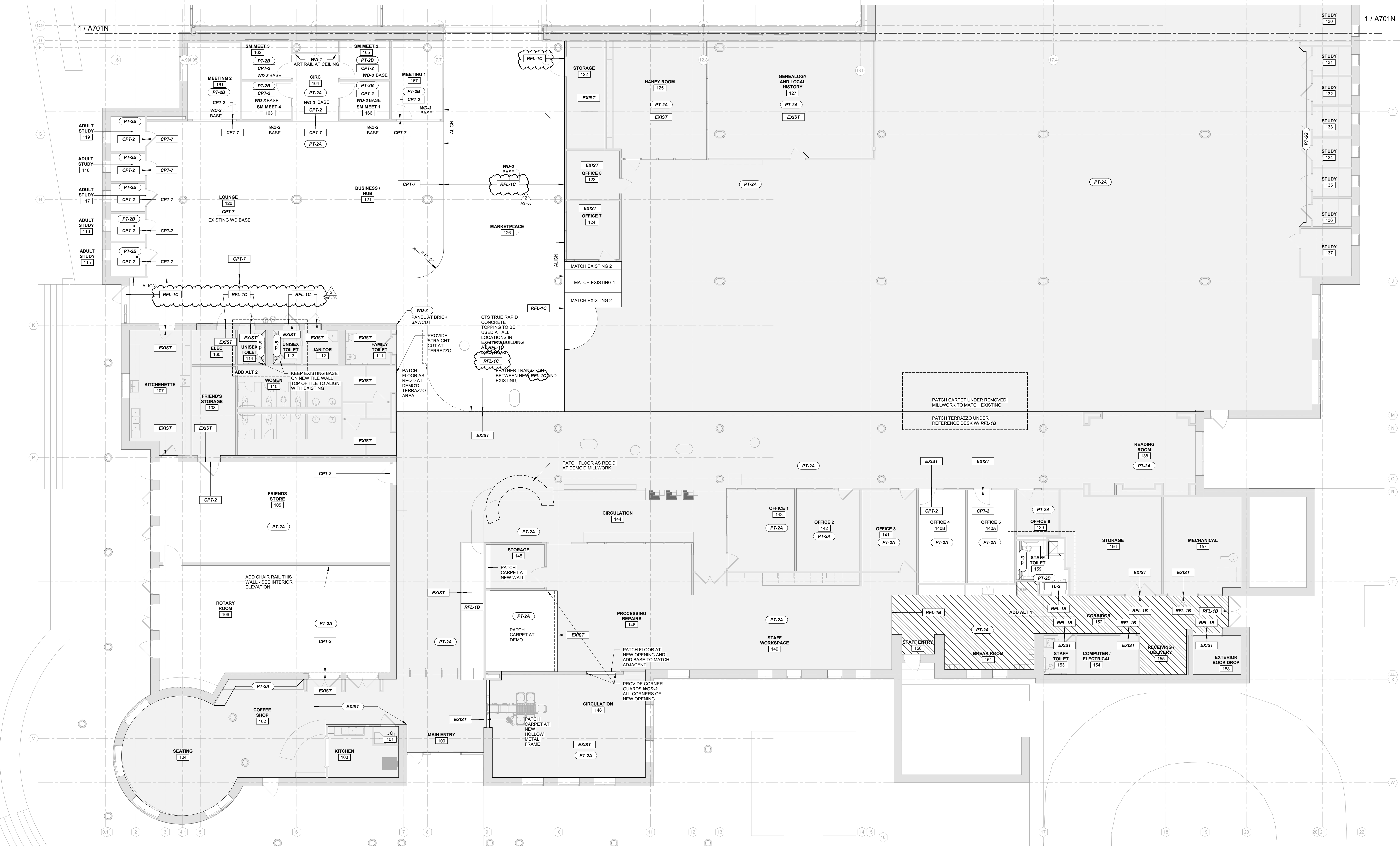
**ASI-06**

**ISSUE / REVISION**

Mark	Date	Description
1	10/26/2022	LARGE SCALE DEVELOPMENT SUBMITTAL
2	11/14/2022	SECOND LSD SUBMITTAL
3	11/28/2022	THIRD LSD SUBMITTAL
4	12/15/2022	PERMIT SET
5	1/6/2023	BID SET
6	1/19/2023	BID SET - ADDENDUM 1
7	2/22/2023	BID SET - ADDENDUM 3
8	5/30/2023	ASI-03
9	9/21/2023	ASI-08

**LEVEL ONE FINISH PLANS NORTH**

**A701N**



1 LEVEL 1 FINISH PLAN - SOUTH  
A701S 1/8" = 1'-0"

**ALTERNATES**

**ADD ALT 1:** STAFF RESTROOM  
BASE BID - NO WORK IN STORAGE ROOM 156  
ADD ALTERNATE - PROVIDE ALL COMPONENTS FOR STAFF RESTROOM AS SHOWN ON PLANS - SEE E, M, P SHEETS

**ADD ALT 2:** RESTROOM RENOVATION  
BASE BID - NO WORK IN EXISTING RESTROOMS 114 AND 115  
ALTERNATE - RENOVATE RESTROOMS AS SHOWN ON DOCUMENTS - SEE E, M, P SHEETS

**ADD ALT 3:** REPLACE EXISTING HVAC EQUIPMENT  
BASE BID - KEEP EXISTING RTUs AT EXISTING BUILDING  
ALTERNATE - REPLACE RTUs AS SHOWN ON MECHANICAL DRAWINGS

**ADD ALT 4:** SOUTH PARKING LOT  
BASE BID - PROVIDE STRIPING AT BIKE PATH AND CURB AND EARTH WORK AT FORM ENTRY DRIVE  
ALTERNATE - PROVIDE ADDITIONAL PARKING SPOTS AS SHOWN ON C SHEETS

**LANDSCAPE ADD ALTERNATE 1:** PLANTINGS  
BASE BID - SEED PLANTING ON THE EAST AND WEST GARDENS PER THE PLANS  
ADD ALTERNATE - SEED PLANTING + PLANT PLUGS IN THE EAST AND WEST GARDENS

**LANDSCAPE ADD ALTERNATE 2:** TREES  
BASE BID - TREES ON WEST VERANDA AS NOTED  
ADD ALTERNATE - VERANDA TREES + ALL OTHER TREES NOTED ON THE LANDSCAPE PLAN

FLOOR FINISH		WALL FINISH	
CPT-1A	STYLE	PT-1A	STYLE / COLOR
CPT-1B	COLOR	PT-1B	COLOR

- FINISH GENERAL NOTES**
- COORDINATE EXTENT OF FLOOR AND WALL FINISHES WITH MILLWORK DRAWINGS.
  - TILE EXTENTS AT RESTROOM WALLS TO BE 9'-0" MAX. WITH PAINT ABOVE OR TO CEILING IF HEIGHT IS LOWER THAN 9'-0" U.N.O. SEE INTERIOR ELEVATIONS FOR EXTENTS OF TILE AND ANY TILE ACCESSORIES.
  - ALL ACOUSTIC WALL FINISHES AND WALLCOVERING EXTENTS TO BE FULL HEIGHT TO CEILING U.N.O. SEE INTERIOR ELEVATIONS.
  - ALL GWB CEILINGS TO BE PAINTED PT-1A U.N.O.
  - ALL GWB WALLS TO BE PAINTED PT-2A U.N.O.
  - ALL HOLLOW METAL DOORS AND DOOR FRAMES, HANDRAILS AND METAL GRILLES TO BE PAINTED PT-4A U.N.O. SEE DOOR SCHEDULE FOR U.N.O. LOCATIONS.
  - ALL ELECTRICAL ROOMS, JANITOR'S CLOSETS AND MECHANICAL ROOMS TO BE PAINTED PT-2A U.N.O. SEE ELECTRICAL DRAWINGS FOR BLOCKING / WALL PANELING REQUIRED FOR ELECTRICAL EQUIPMENT.
  - RB-1, BASE USED FOR ALL WALL BASE U.N.O. USE STRAIGHT RUBBER BASE AT CARPETED AREAS AND COVED RUBBER BASE AT HARD FLOORING SURFACES.
  - ALL NEW WOOD BASE USED IN EXISTING BUILDING TO MATCH EXISTING BASE PROFILE AND FINISH (WD-3).
  - INSTALLER RESPONSIBLE FOR FIELD VERIFYING ALL QUANTITIES, DIMENSIONS AND CONDITIONS FOR WINDOW TREATMENTS. ALL SHADERS SHALL BE FULL WIDTH WITH NO SEAMS OR BATTENS. INSTALLER RESPONSIBLE FOR SUBMITTING SHOP DRAWINGS FOR APPROVAL. SEE RCP FOR CEILING MOUNTED WINDOW TREATMENTS AND DRAPERIES.
  - CARPET TILES MUST NOT BE CUT TO LESS THAN 6" IN ANY DIMENSION.
  - ALL CARPET TILE TO CONCRETE TRANSITION LOCATIONS TO USE PLA-1. SEE A601 FOR DETAIL AT DOOR TRANSITIONS.
  - WINDOW AND DRAPES ARE SHOWN ON THE RCPs. SEE A121a.

Architecture and Interiors  
**MSRDesign**  
510 Marquette Avenue South, Suite 200  
Minneapolis, MN 55402 | 612.375.0336

Associate Architect  
**Hight Jackson Associates PA**  
5201 W Village Plaza #300  
Rogers, AR 72758 | 479.464.4965

Civil Engineer  
**E | D | G**  
216 West Birch Street  
Rogers, AR 72758 | 501.378.0200

Landscape Architect  
**TEN x TEN**  
575 SE 9th St #210  
Minneapolis, MN 55414 | 612.440.8369

Structural Engineer  
**Tatum Smith Welcher Engineers, Inc.**  
3100 S Market St #202  
Rogers, AR 72758 | 479.621.6128

MEP Engineer  
**HP Engineering, Inc.**  
5504 W. Pinnacle Point Drive Suite 200  
Rogers, AR 72758 | 479.899.6370

**Bentonville Public Library**  
**Expansion**  
 405 S Main Street  
 Bentonville, AR 72712

Project No. 2002027

I hereby certify that this plan, specification or report was prepared by me or under my direct supervision and that I am a duly Licensed Architect under the Laws of the State of Arkansas.

Architect Seal



Signature  
Print Name: Matthew Krutord  
Date: 7/28/2023 License No.: 10100

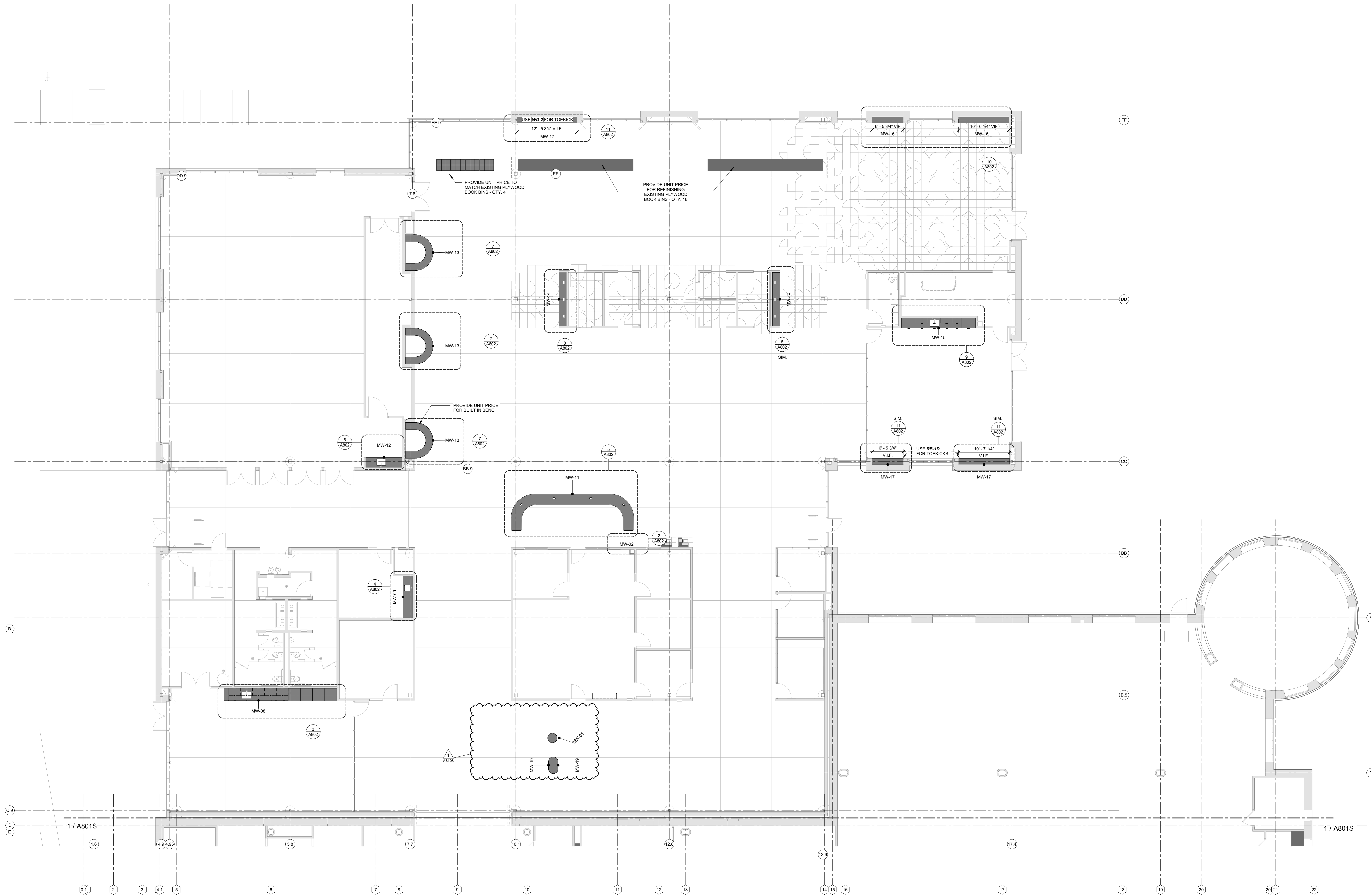
**ASI-06**

**ISSUE / REVISION**

Mark	Date	Description
	10/26/2022	LARGE SCALE DEVELOPMENT SUBMITTAL
	11/14/2022	SECOND LSD SUBMITTAL
	11/28/2022	THIRD LSD SUBMITTAL
	12/15/2022	PERMIT SET
	1/6/2023	BID SET
1	02/22/2023	BID SET - ADDENDUM 3
2	02/21/2023	ASI-06

LEVEL ONE FINISH PLANS SOUTH

**A701S**



**1 LEVEL 1 MILLWORK PLAN - NORTH**  
 A801N 1/8" = 1'-0"

**MILLWORK GENERAL NOTES**

- ALL MILLWORK ACCESSORIES IN CONTRACT. CABINET PULLS, SOFT CLOSE HINGES AND GLIDES, TYP. TRASH PULLOUTS AND BINS, SUPPORT BRACKETS, AND ALL REQ'D HARDWARE.
- COORDINATE WITH ELECTRICAL DRAWINGS FOR UNDER CABINET LIGHTING.
- COORDINATE WORK WITH EQUIPMENT. VERIFY ALL CRITICAL DIMENSIONS WITH EQUIPMENT PROVIDER IN SHOP DRAWINGS PRIOR TO INSTALLATION.
- SEE MEP FOR PLUMBING FIXTURES. COORDINATE PRIOR TO FABRICATION AND INSTALLATION.
- MILLWORK SUBCONTRACTOR RESPONSIBLE FOR DETERMINING SUPPORT BRACKET QUANTITIES AND SPACING REQUIRED TO PREVENT SAGGING.
- ALL JOINTS WHERE CABINETS AND COUNTERS INTERSECT WALLS, FLOORS AND JOINTS SHALL BE MINIMAL AND 1/16".
- MILLWORK CONTRACTOR SHALL COORDINATE WITH MEP CONTRACTOR TO ACCOMMODATE ALL SUPPLY LINES TO EQUIPMENT.
- EQUIPMENT SHOWN ON ARCH. DRAWINGS IS IN CONTRACT UNLESS SPECIFICALLY NOTED. AT ALL EQUIPMENT PROVIDE POWER AND UTILITIES AS REQ'D. COORDINATE WITH MFR'S PRODUCT DATA AND MEP CONTRACTORS.
- ALL CASEWORK DOORS ARE FULL OVERLAY W/ SOFT CLOSING, CONCEALED HINGES AND GLIDES, U.N.O.
- INSTALL COUNTER TOPS LEVEL TO A TOLERANCE OF 1/8" OVER 8'-0".
- THE NUMBER OF COUNTER TOP SEAMS TO BE MINIMIZED AND LAID OUT TO REDUCE VISUAL IMPACT ON COUNTER AND ARE NOT PERMITTED AT COUNTER CUT OUTS FOR SINKS. NO SEAMS ARE TO APPEAR WITHIN A 6'-0" STRAIGHT COUNTER RUN.
- CABINETS DIRECTLY ADJACENT TO OTHER BUILDING COMPONENTS TO BE PROPERLY SCRIBED TO PROVIDE A TIGHT FIT TO WITHIN 1/16" TOLERANCE.
- MECHANICAL FASTENERS USED AT EXPOSED AND SEMI-EXPOSED SURFACES. (EXCLUDING INSTALLATION ATTACHMENT SCREWS) SHOULD BE COUNTER SUNK AND CONCEALED.
- ALL CABINETS MATERIAL TO BE 3/4" THICKNESS ON VISIBLE SIDE, UNDERSIDE, TOP AND FRONT FACE PANELS. BACK PANELS TO BE A MINIMUM OF 1/2" THICK.
- PROVIDE ADEQUATE AND PROPER SUPPORT BLOCKING OR FRAMING FOR THE CABINETS.
- ALL REVEALS AT DOOR PANELS SHALL BE CONSISTENT AND EVEN. INCLUDING (NOT LIMITED TO):
  - MILLWORK TO MILLWORK
  - MILLWORK TO FINISH END PANELS

Architecture and Interiors  
**MSRDesign**  
 510 Marquette Avenue South, Suite 200  
 Minneapolis, MN 55402 | 612.375.0336

Associate Architect  
**Hight Jackson Associates PA**  
 5201 W Village Pkwy #300  
 Rogers, AR 72758 | 479.464.4965

Civil Engineer  
**E | D | G**  
 216 West Birch Street  
 Rogers, AR 72758 | 501.378.0200

Landscape Architect  
**TEN x TEN**  
 575 SE 9th St #210  
 Minneapolis, MN 55414 | 612.440.8369

Structural Engineer  
**Tatum Smith Welcher Engineers, Inc.**  
 3100 S Market St #202  
 Rogers, AR 72758 | 479.621.6128

MEP Engineer  
**HP Engineering, Inc.**  
 5504 W. Pinnacle Point Drive Suite 200  
 Rogers, AR 72758 | 479.899.6370

Project No. 2021037  
**Bentonville Public Library Expansion**  
 405 S Main Street  
 Bentonville, AR 72712

I hereby certify that this plan, specification or report was prepared by me or under my direct supervision and that I am a duly Licensed Architect under the Laws of the State of Arkansas.  
 Architect Seal

Signature  
 Print Name Matthew Krutord  
 Date 7/28/2023 License No. 10100

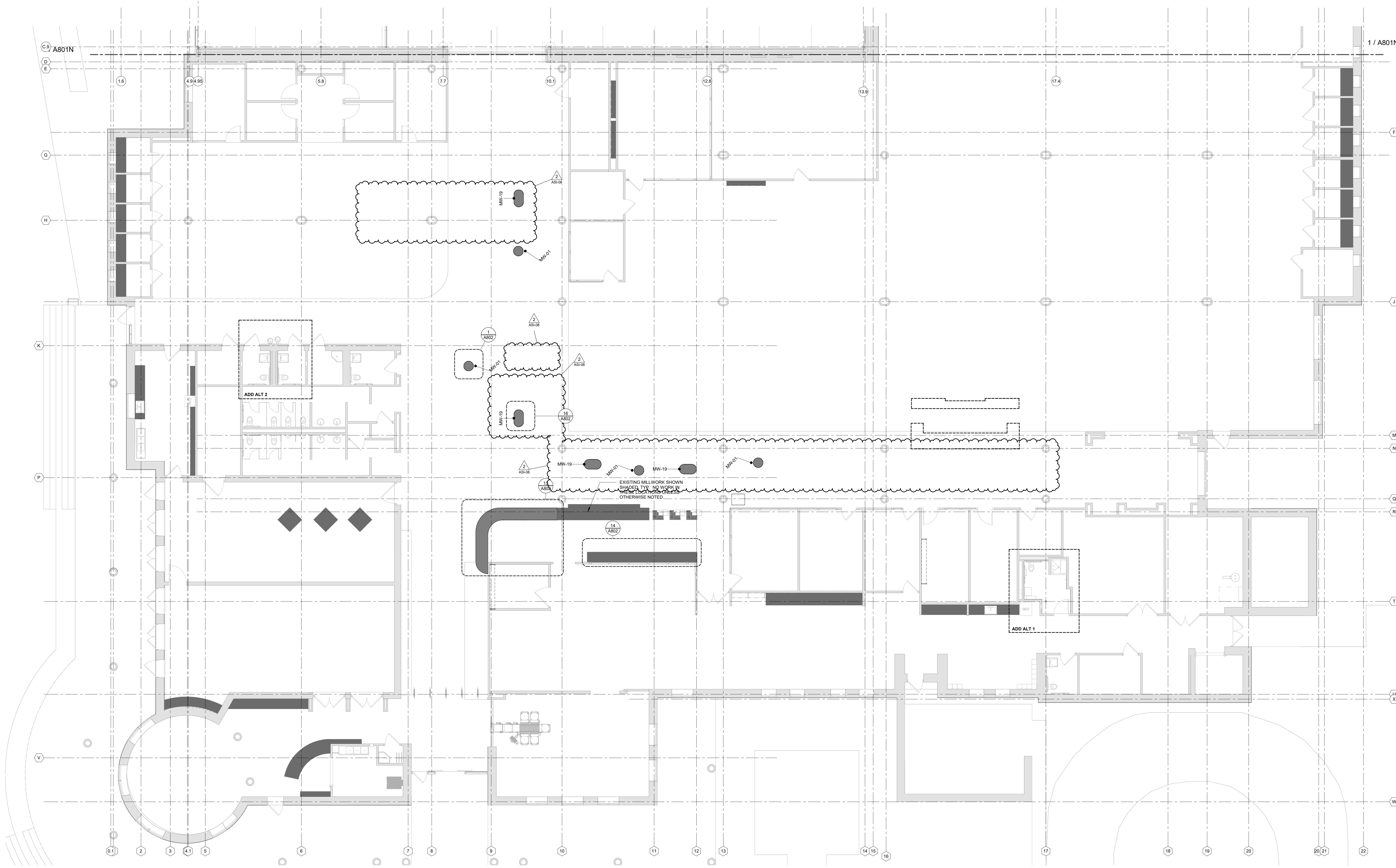
**ASI-06**

**ISSUE / REVISION**

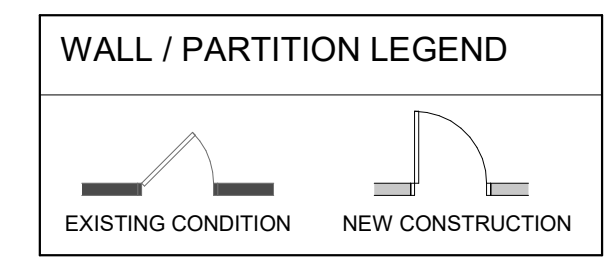
Mark	Date	Description
10/28/2022	10/28/2022	LARGE SCALE DEVELOPMENT SUBMITTAL
11/14/2022	11/14/2022	SECOND LSD SUBMITTAL
11/28/2022	11/28/2022	THIRD LSD SUBMITTAL
12/21/2022	12/21/2022	PERMIT SET
1/6/2023	1/6/2023	BID SET
1	9/21/2023	ASI-06

MILLWORK PLANS  
 NORTH

**A801N**



**1** LEVEL 1 MILLWORK PLAN - SOUTH  
A801S 1/8" = 1'-0"



**MILLWORK GENERAL NOTES**

1. ALL MILLWORK ACCESSORIES IN CONTRACT. CABINET PULLS, SOFT CLOSE HINGES AND GLIDES, TYP., TRASH PULLOUTS AND BINS, SUPPORT BRACKETS, AND ALL REQ'D HARDWARE.
2. COORDINATE WITH ELECTRICAL DRAWINGS FOR UNDER CABINET LIGHTING.
3. COORDINATE WORK WITH EQUIPMENT. VERIFY ALL CRITICAL DIMENSIONS WITH EQUIPMENT PROVIDER IN SHOP DRAWINGS PRIOR TO INSTALLATION.
4. SEE MEP FOR PLUMBING FIXTURES. COORDINATE PRIOR TO FABRICATION AND INSTALLATION.
5. MILLWORK SUBCONTRACTOR RESPONSIBLE FOR DETERMINING SUPPORT BRACKET QUANTITIES AND SPACING REQUIRED TO PREVENT SAGGING.
6. ALL JOINTS WHERE CABINERY AND COUNTERS INTERSECT WALLS, FLOORS AND JOINTS SHALL BE MINIMAL AND 1/16".
7. MILLWORK CONTRACTOR SHALL COORDINATE WITH MEP CONTRACTOR TO ACCOMMODATE ALL SUPPLY LINES TO EQUIPMENT.
8. EQUIPMENT SHOWN ON ARCH. DRAWINGS IS IN CONTRACT UNLESS SPECIFICALLY NOTED. AT ALL EQUIPMENT PROVIDE POWER AND UTILITIES AS REQ'D. COORDINATE WITH MFR'S PRODUCT DATA AND MEP CONTRACTORS.
9. ALL CASEWORK DOORS ARE FULL OVERLAY W/ SOFT CLOSING, CONCEALED HINGES AND GLIDES, U.N.O.
10. INSTALL COUNTER TOPS LEVEL TO A TOLERANCE OF 1/8" OVER 8'-0".
11. THE NUMBER OF COUNTER TOP SEAMS TO BE MINIMIZED AND LAID OUT TO REDUCE VISUAL IMPACT ON COUNTER AND ARE NOT PERMITTED AT COUNTER CUT OUTS FOR SINKS, NO SEAMS ARE TO APPEAR WITHIN A 3'-0" STRAIGHT COUNTER RUN.
12. CABINERY DIRECTLY ADJACENT TO OTHER BUILDING COMPONENTS TO BE PROPERLY SCRIBED TO PROVIDE A TIGHT FIT TO WITHIN 1/16" TOLERANCE.
13. MECHANICAL FASTENERS USED AT EXPOSED AND SEMI-EXPOSED SURFACES, (EXCLUDING INSTALLATION ATTACHMENT SCREWS) SHOULD BE COUNTER SUNK AND CONCEALED.
14. ALL CABINERY MATERIAL TO BE 3/4" THICKNESS ON VISIBLE SIDE, UNDERSIDE, TOP AND FRONT FACE PANELS. BACK PANELS TO BE A MINIMUM OF 1/2" THICK.
15. PROVIDE ADEQUATE AND PROPER SUPPORT BLOCKING OR FRAMING FOR THE CABINERY.
16. ALL REVEALS AT DOOR PANELS SHALL BE CONSISTENT AND EVEN. INCLUDING (NOT LIMITED TO):
  - MILLWORK TO MILLWORK
  - MILLWORK TO FINISH END PANELS

Architecture and Interiors  
**MSRDesign**  
 510 Marquette Avenue South, Suite 200  
 Minneapolis, MN 55402 | 612.375.0336

Associate Architect  
**Hight Jackson Associates PA**  
 5201 W Village Pkwy #300  
 Rogers, AR 72758 | 479.464.4965

Civil Engineer  
**E | D | G**  
 216 West Birch Street  
 Rogers, AR 72758 | 501.378.0200

Landscape Architect  
**TEN x TEN**  
 575 SE 9th St #210  
 Minneapolis, MN 55414 | 612.440.8369

Structural Engineer  
**Tatum Smith Welcher Engineers, Inc.**  
 3100 S Market St #202  
 Rogers, AR 72758 | 479.621.6128

MEP Engineer  
**HP Engineering, Inc.**  
 5504 W. Pinnacle Point Drive Suite 200  
 Rogers, AR 72758 | 479.899.6370

Project No. 2021037

**Bentonville Public Library Expansion**  
 405 S Main Street  
 Bentonville, AR 72712

I hereby certify that this plan, specification or report was prepared by me or under my direct supervision and that I am a duly Licensed Architect under the Laws of the State of Arkansas.

Architect Seal

Signature  
 Print Name: Matthew Krutord  
 Date: 7/28/2023 License No.: 10100

**ASI-06**

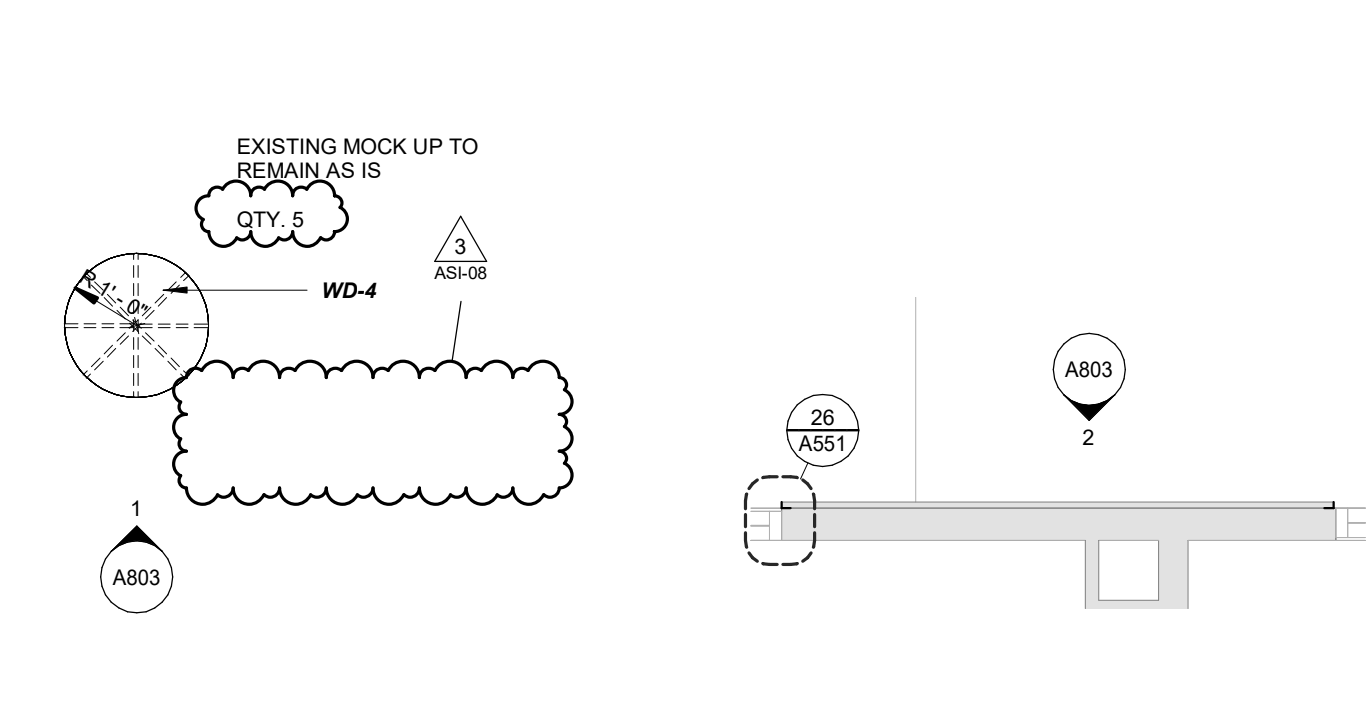
**ISSUE / REVISION**

Mark	Date	Description
	10/26/2022	LARGE SCALE DEVELOPMENT SUBMITTAL
	11/14/2022	SECOND LSD SUBMITTAL
	11/28/2022	THIRD LSD SUBMITTAL
	12/21/2022	PERMIT SET
	1/6/2023	BID SET
1	02/22/2023	BID SET - ADDENDUM 3
2	8/21/2023	ASI-06

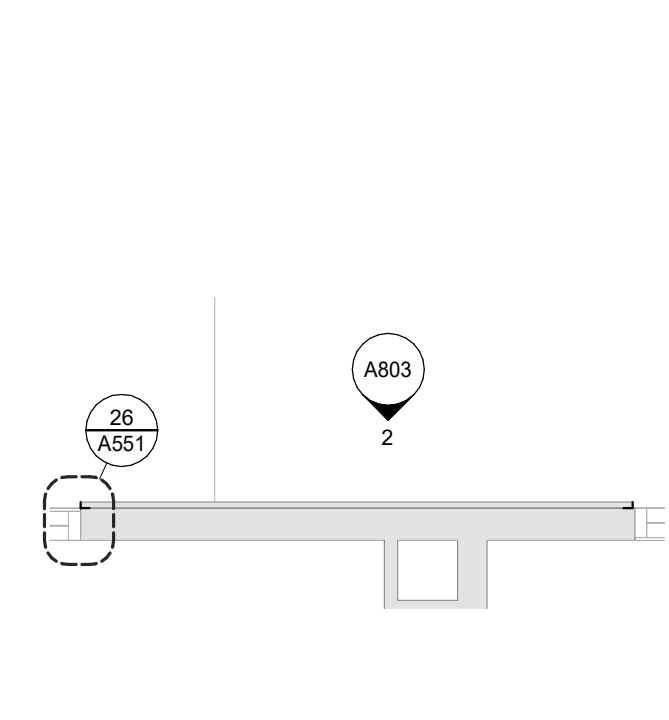
MILLWORK PLANS SOUTH

**A801S**

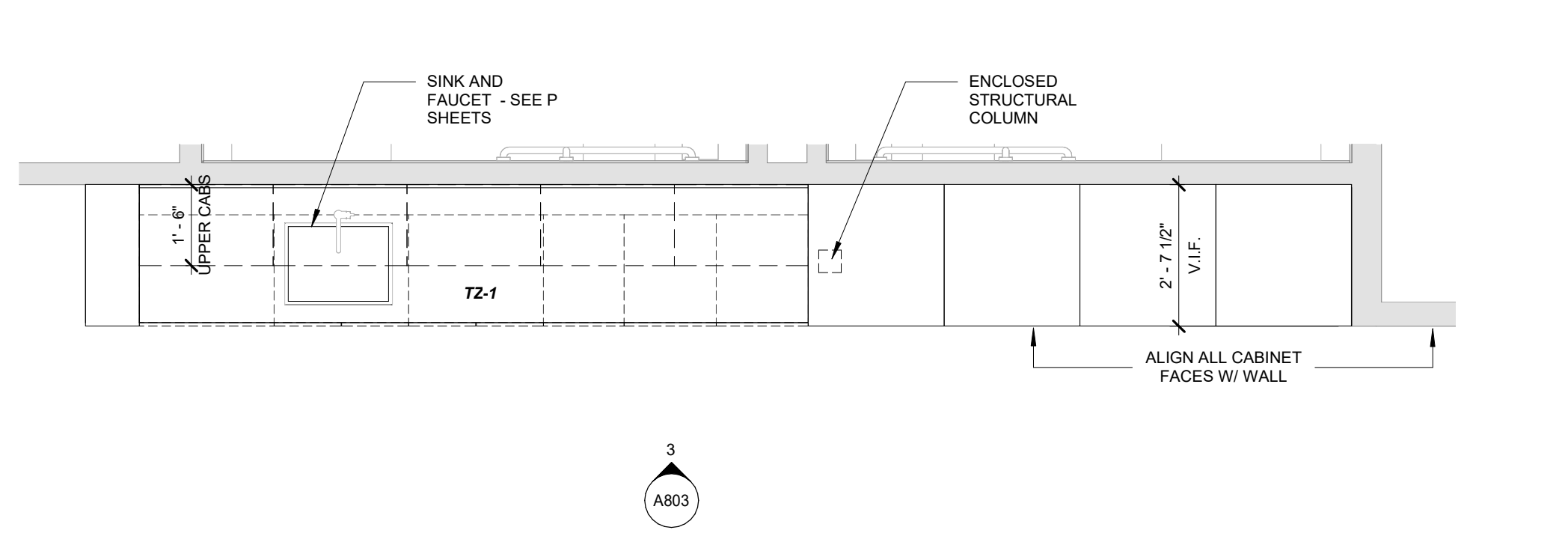




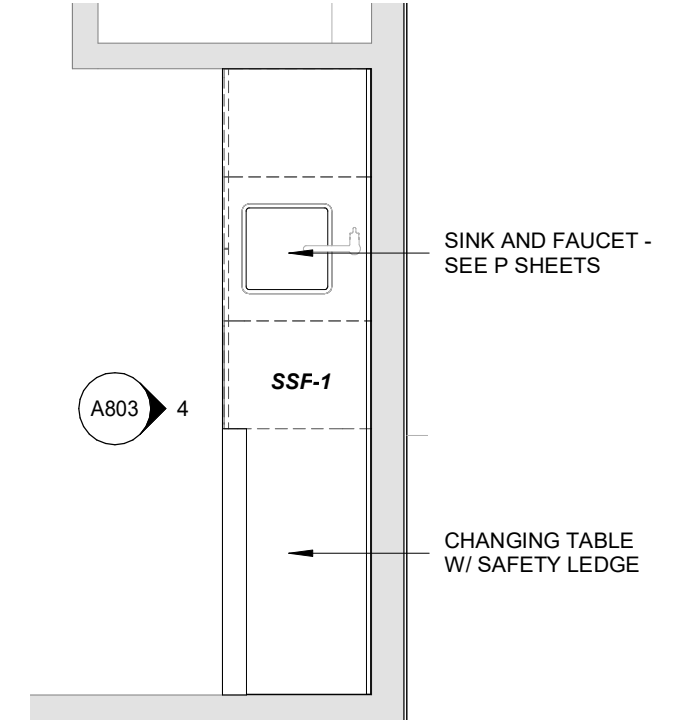
1 MW-01 PLAN  
A802 3/8" = 1'-0"



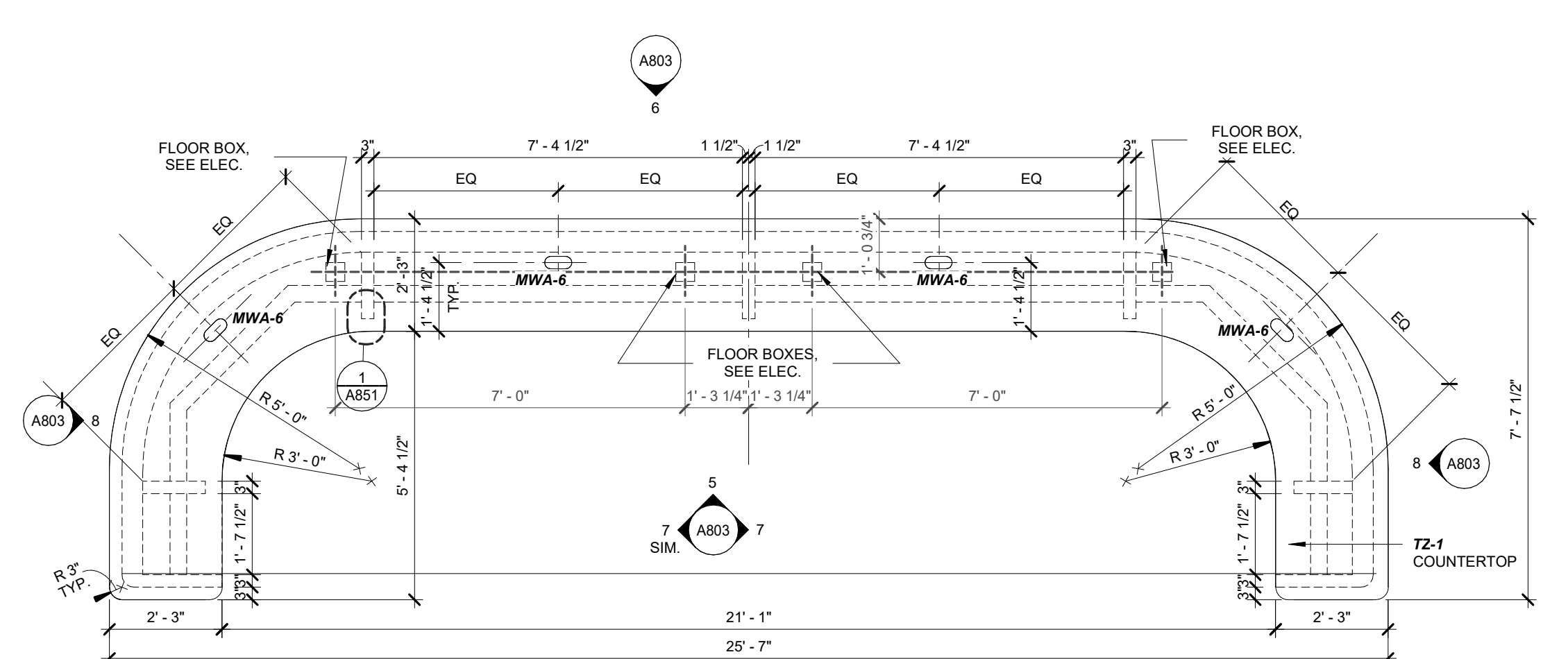
2 MW-02 PLAN  
A802 3/8" = 1'-0"



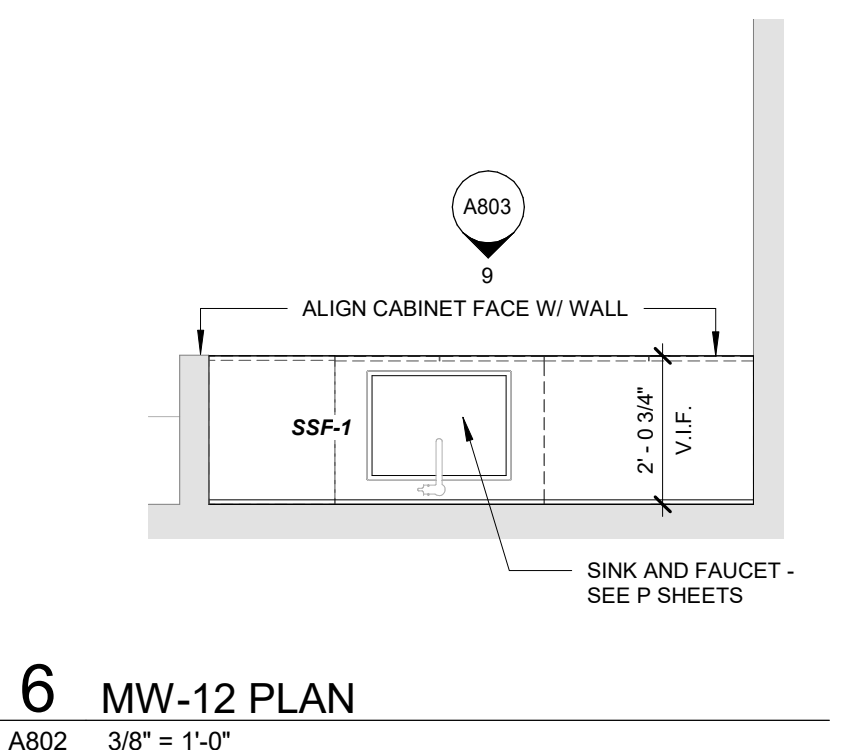
3 MW-08 PLAN  
A802 3/8" = 1'-0"



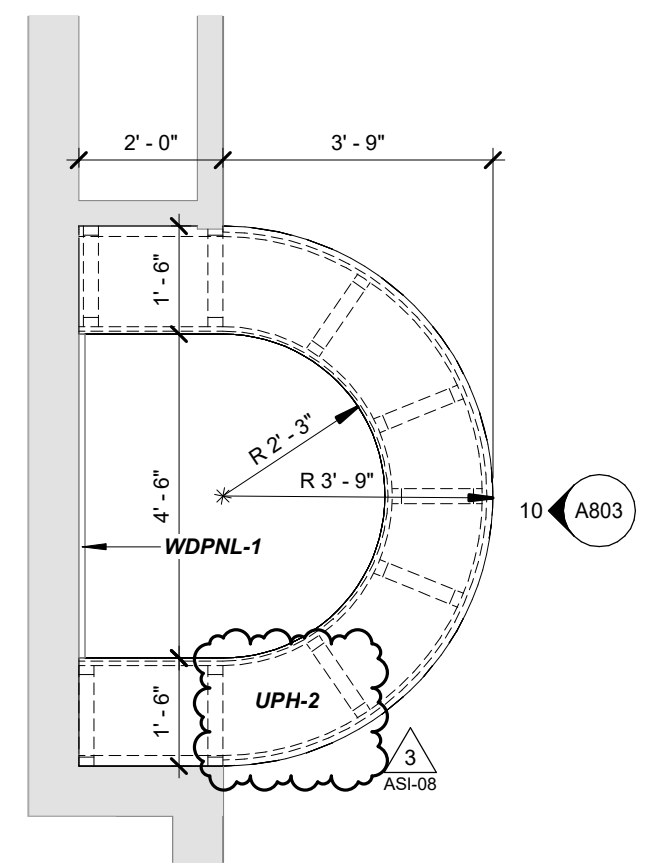
4 MW-09 PLAN  
A802 3/8" = 1'-0"



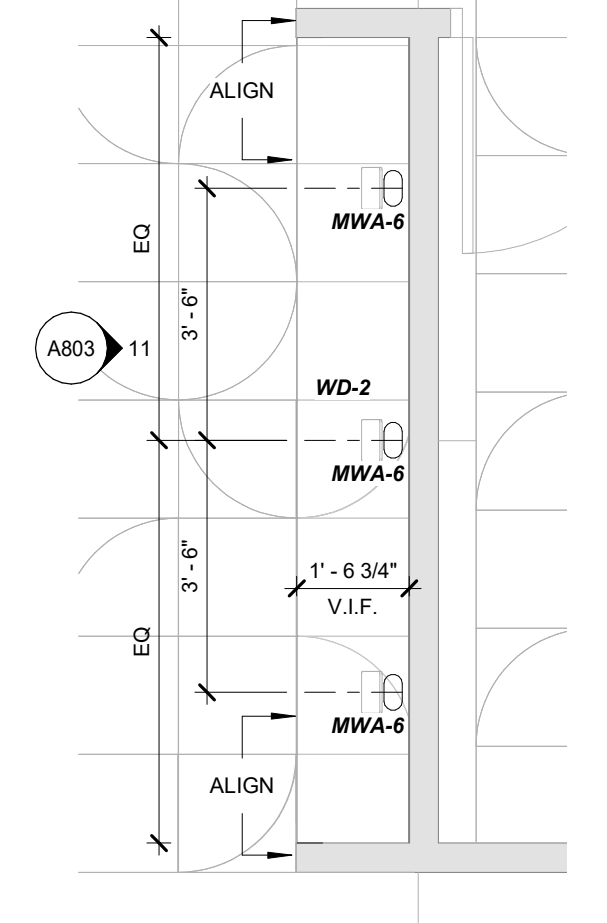
5 MW-11 PLAN  
A802 3/8" = 1'-0"



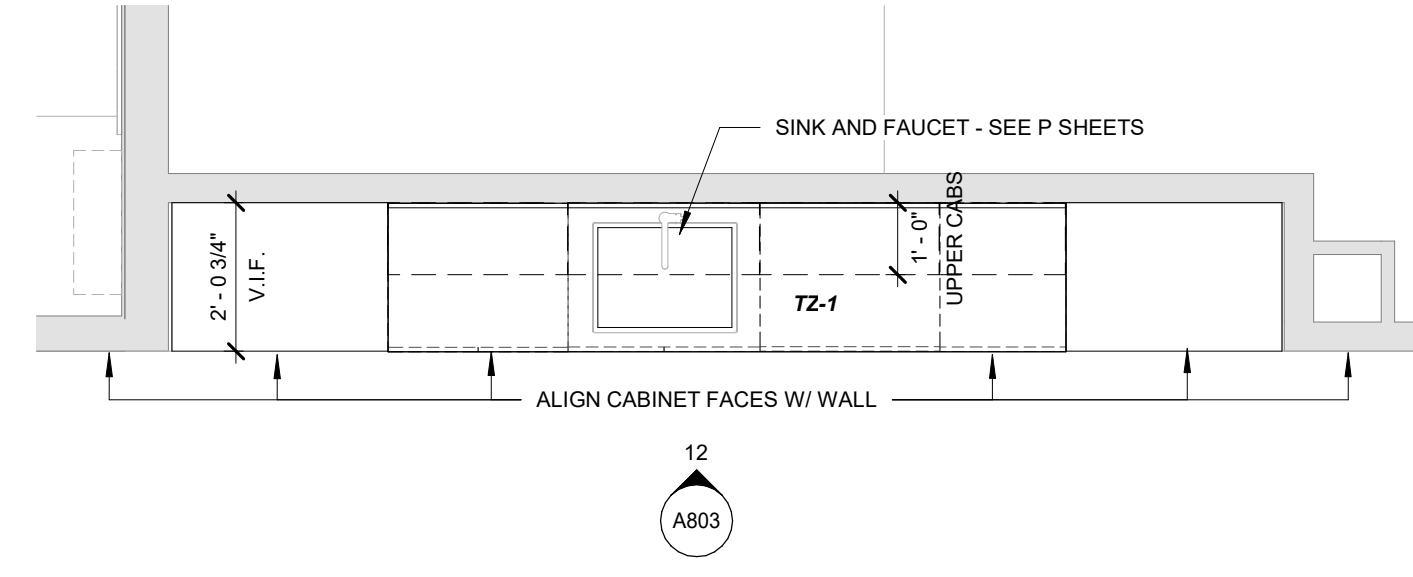
6 MW-12 PLAN  
A802 3/8" = 1'-0"



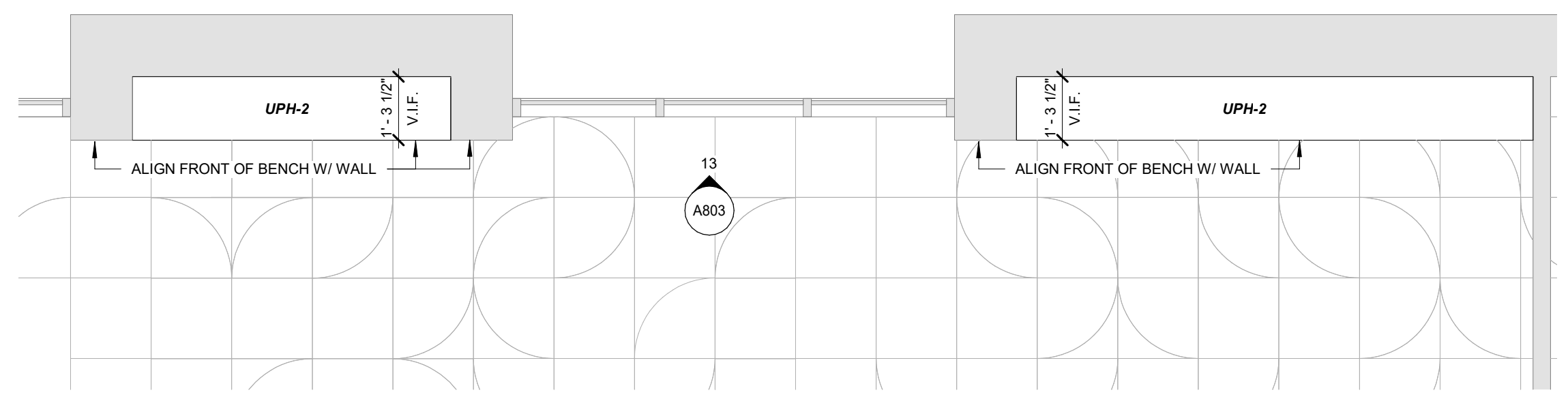
7 MW-13 PLAN  
A802 3/8" = 1'-0"



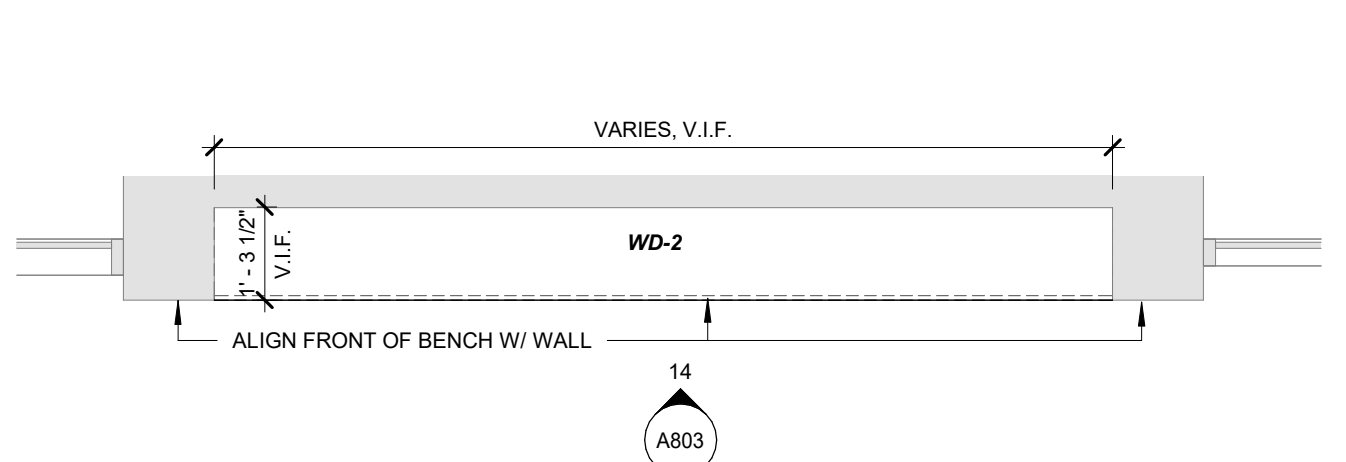
8 MW-14 PLAN  
A802 3/8" = 1'-0"



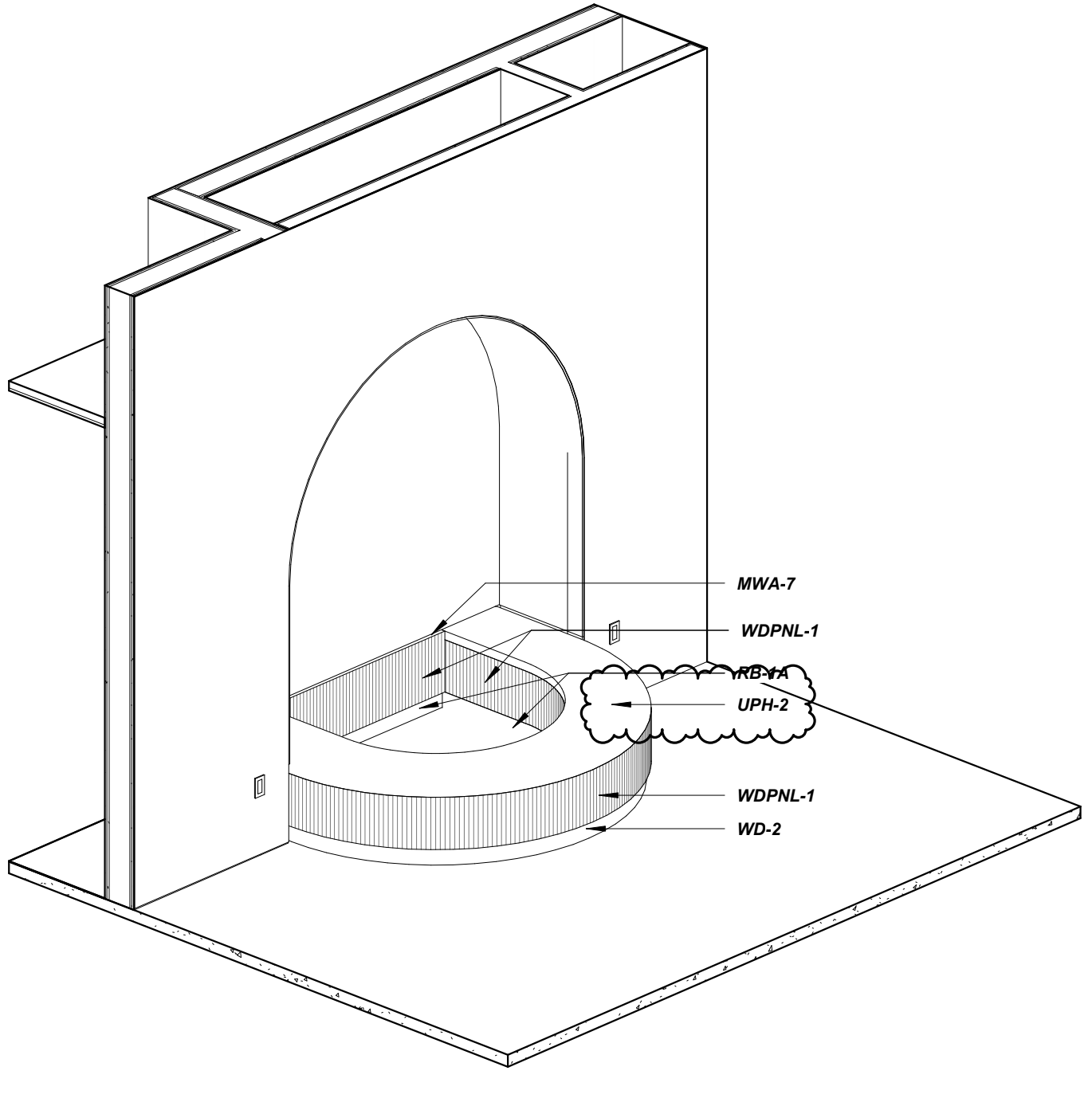
9 MW-15 PLAN  
A802 3/8" = 1'-0"



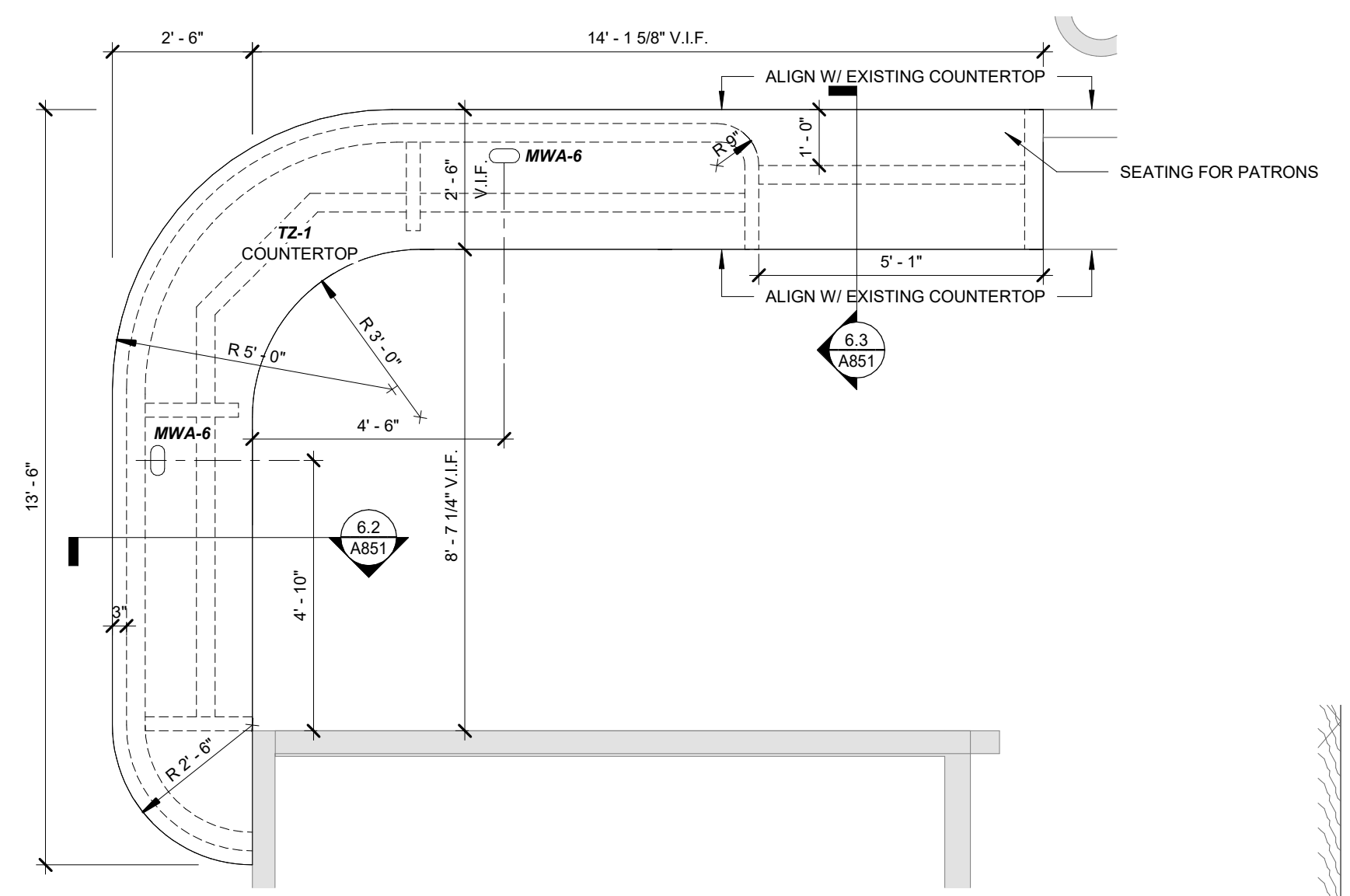
10 MW-16 PLAN  
A802 3/8" = 1'-0"



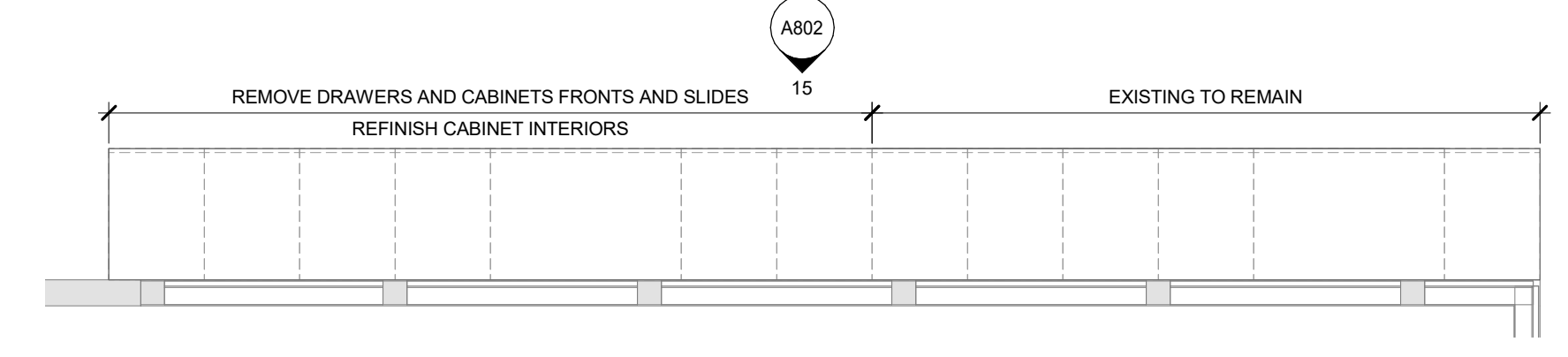
11 MW-17 PLAN  
A802 3/8" = 1'-0"



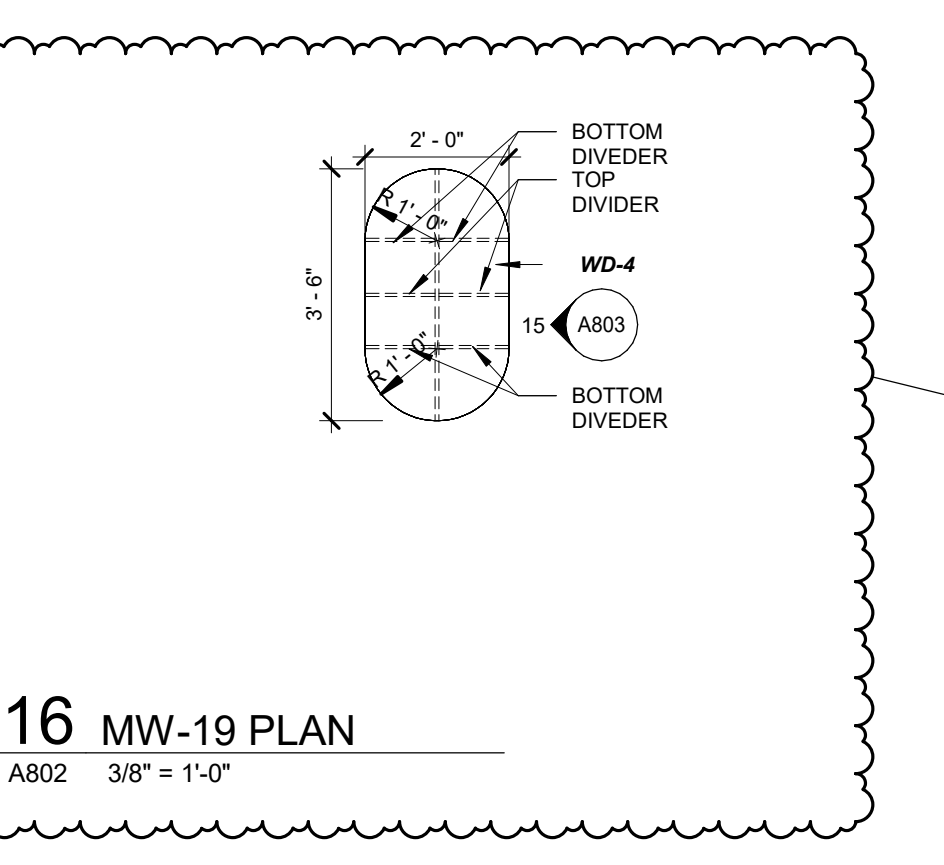
12 MW-13 3D AXON  
A802



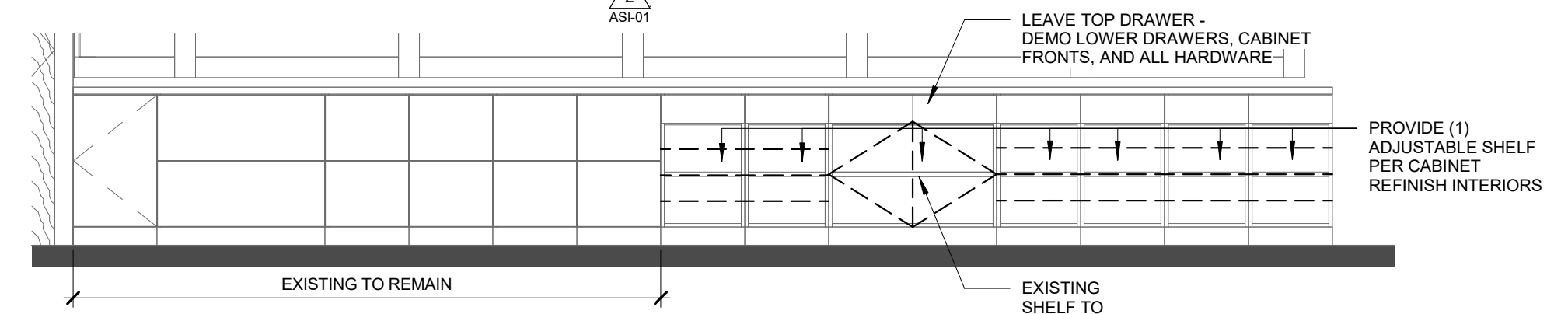
13 MW-18 PLAN  
A802 3/8" = 1'-0"



14 EXISTING BACK OF FRONT DESK  
A802 3/8" = 1'-0"



16 MW-19 PLAN  
A802 3/8" = 1'-0"



15 EXISTING BACK COUNTER  
A802 3/8" = 1'-0"

**Bentonville Public Library**  
**Expansion**  
 405 S Main Street  
 Bentonville, AR 72712

Project No. 2002037

I hereby certify that this plan, specification or report was prepared by me or under my direct supervision and that I am a duly Licensed Architect under the Laws of the State of Arkansas.

Architect Seal



Signature  
Print Name **Matthew Krutord**  
Date **7/28/2023** License No. **10100**

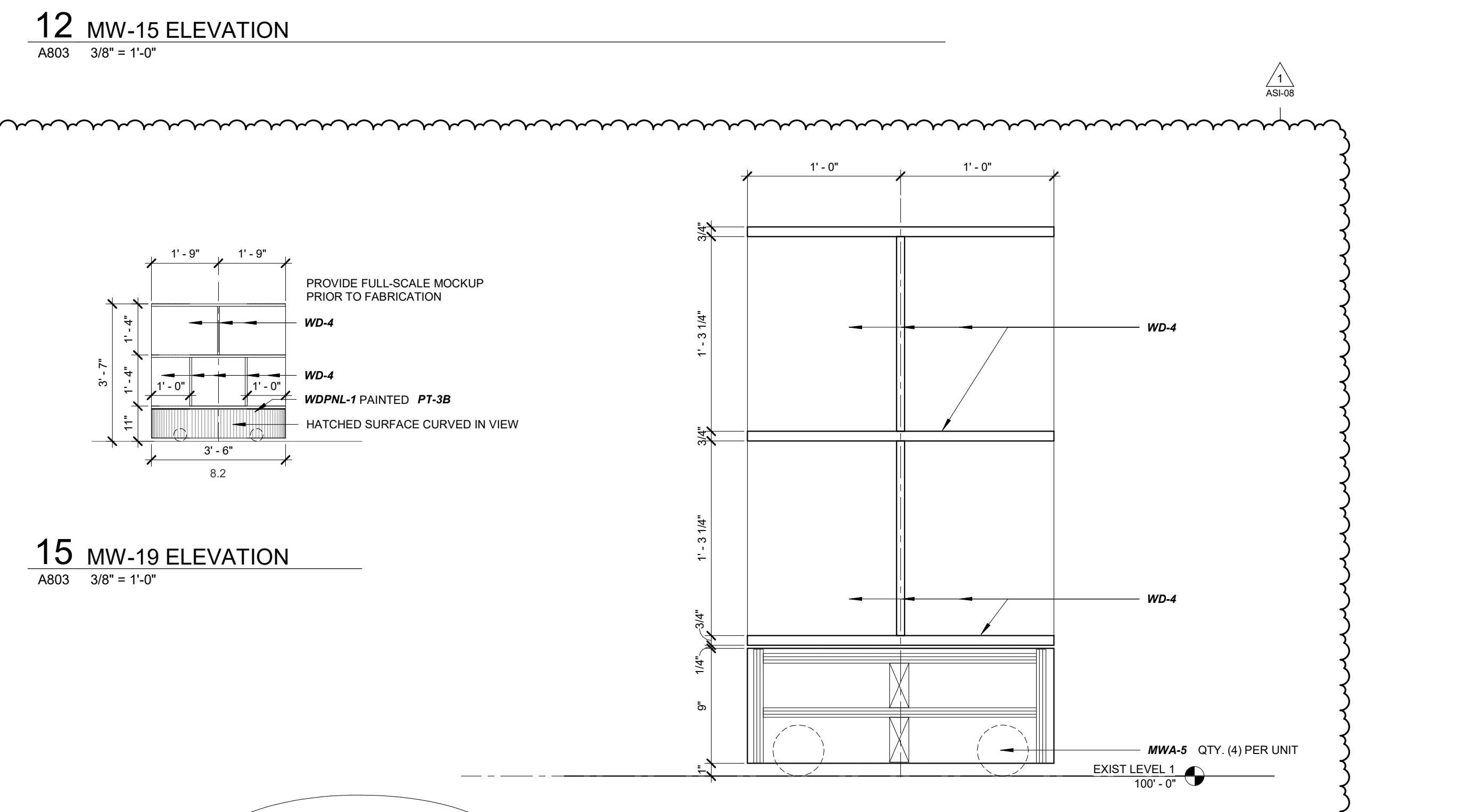
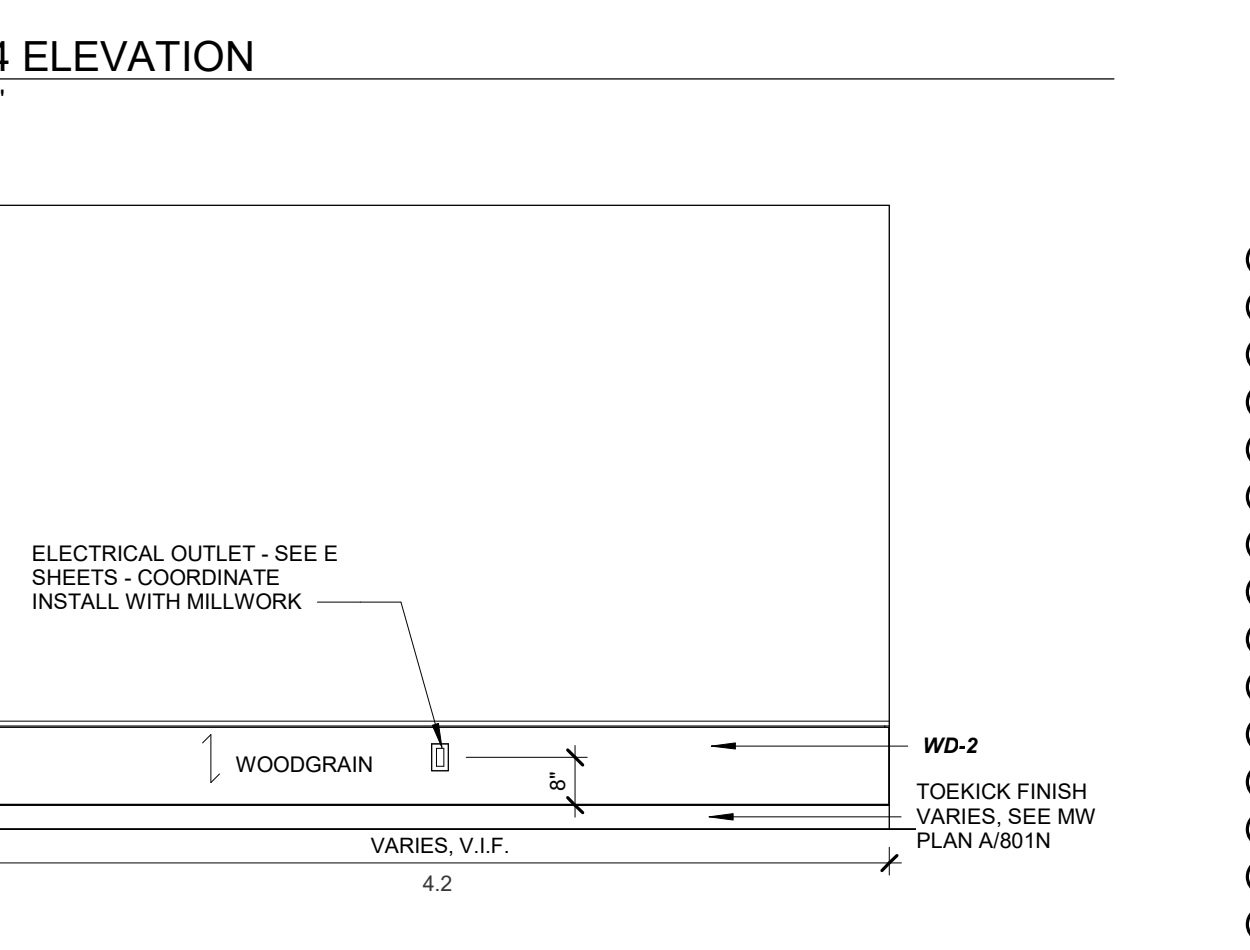
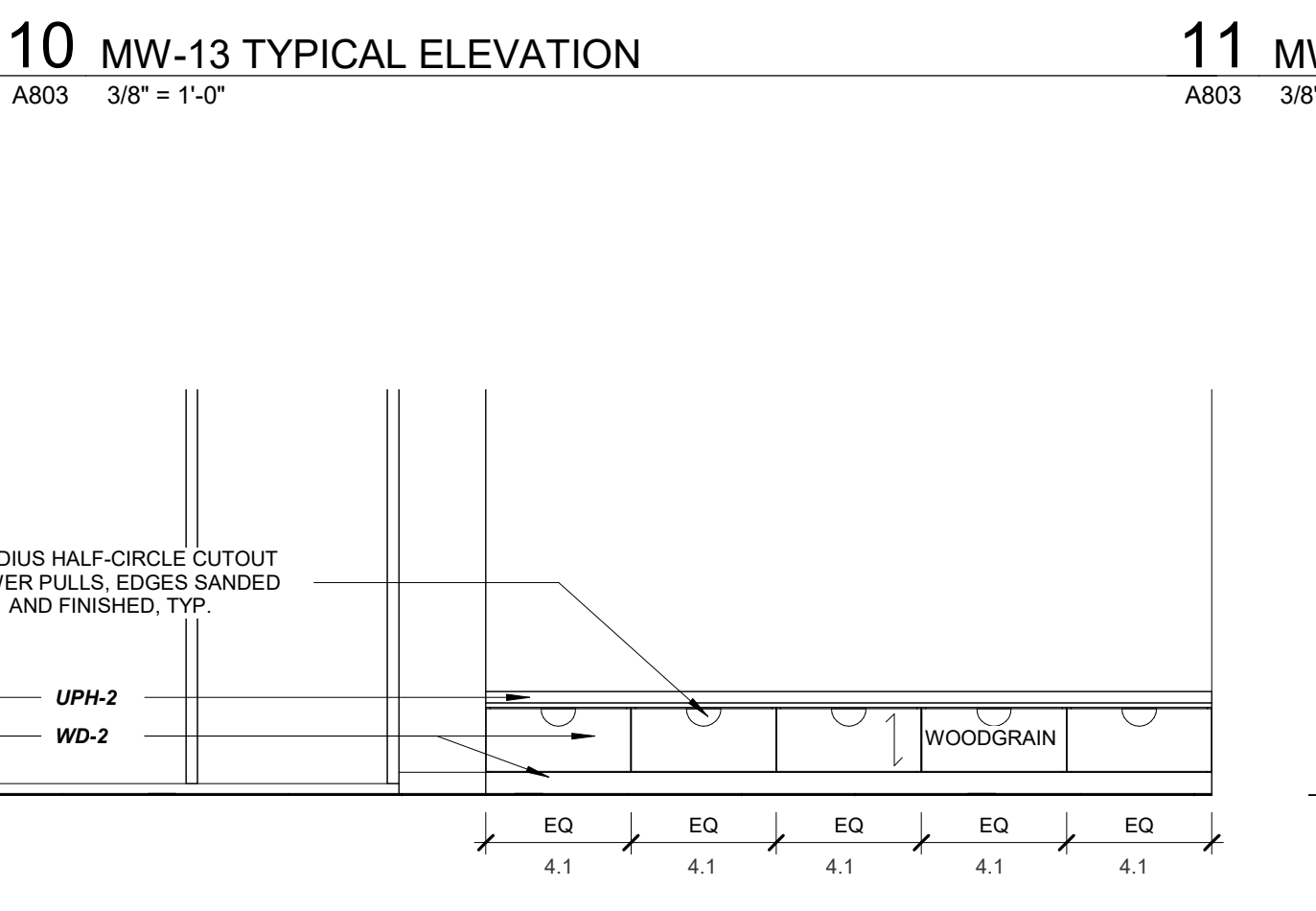
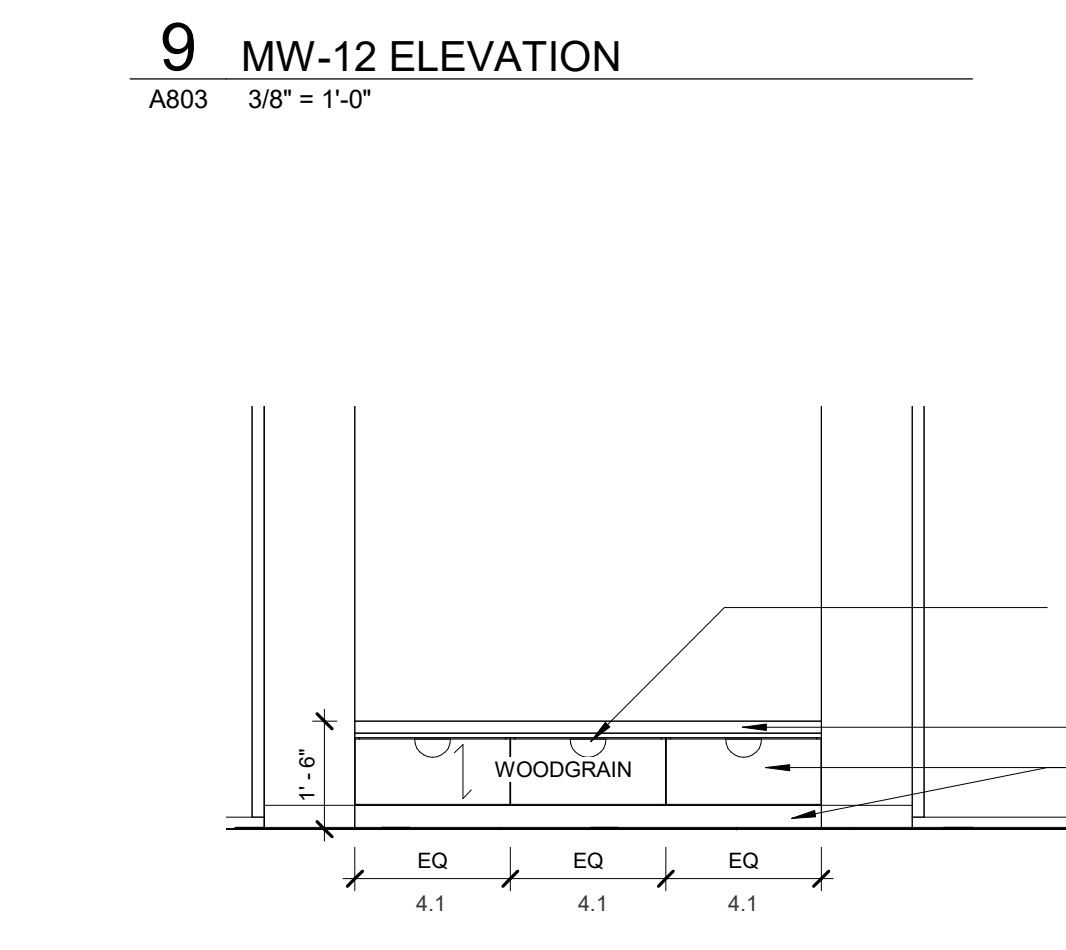
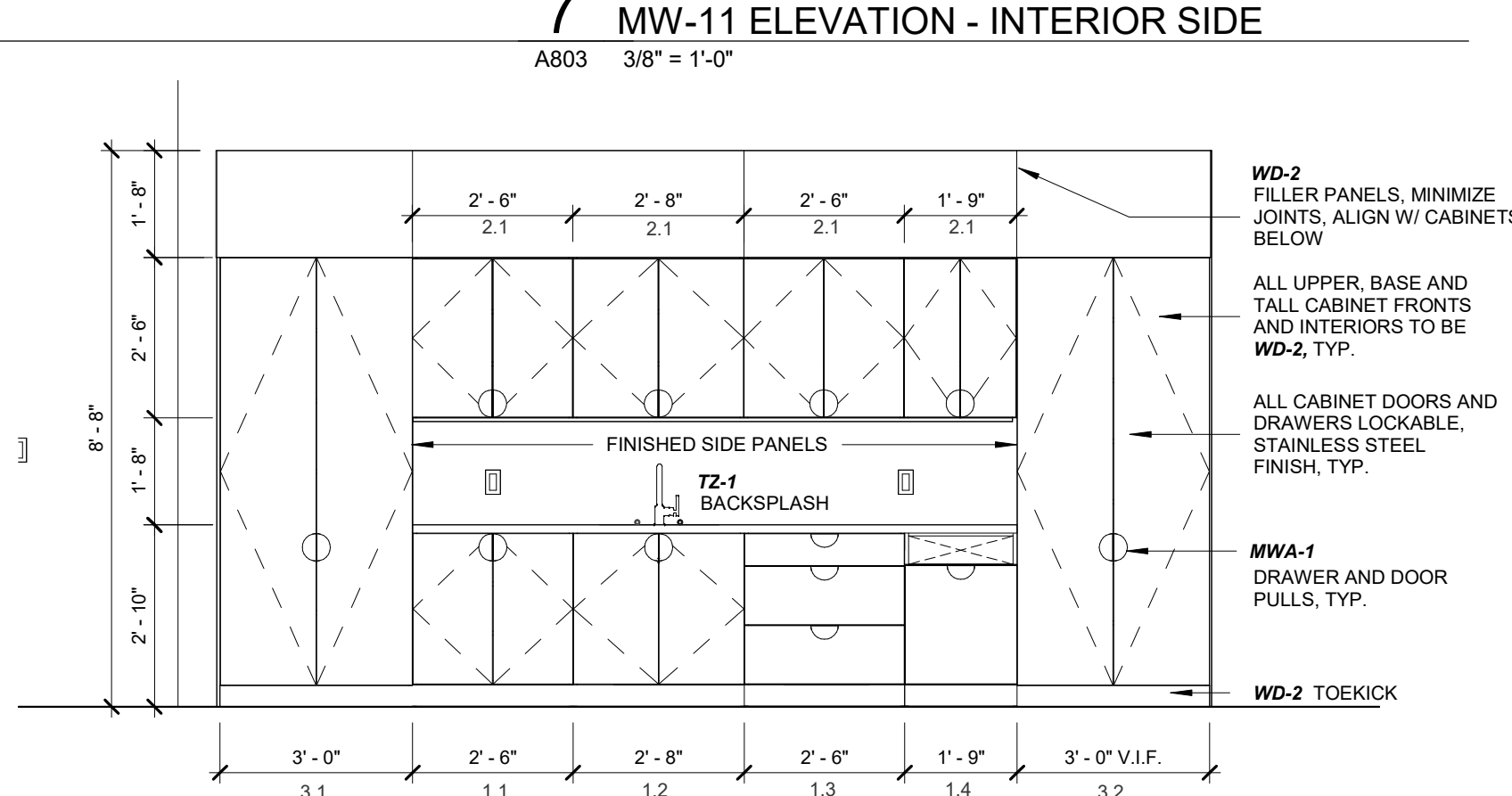
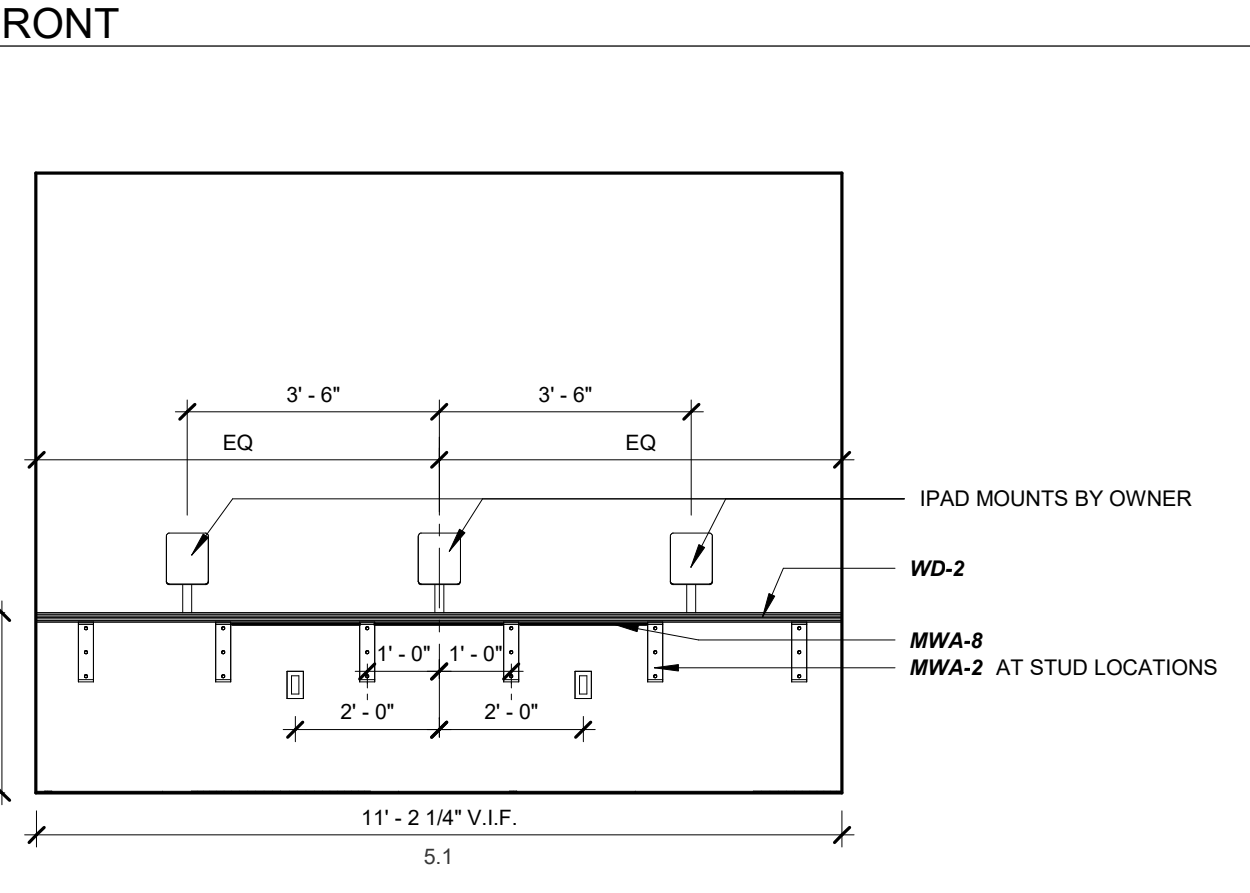
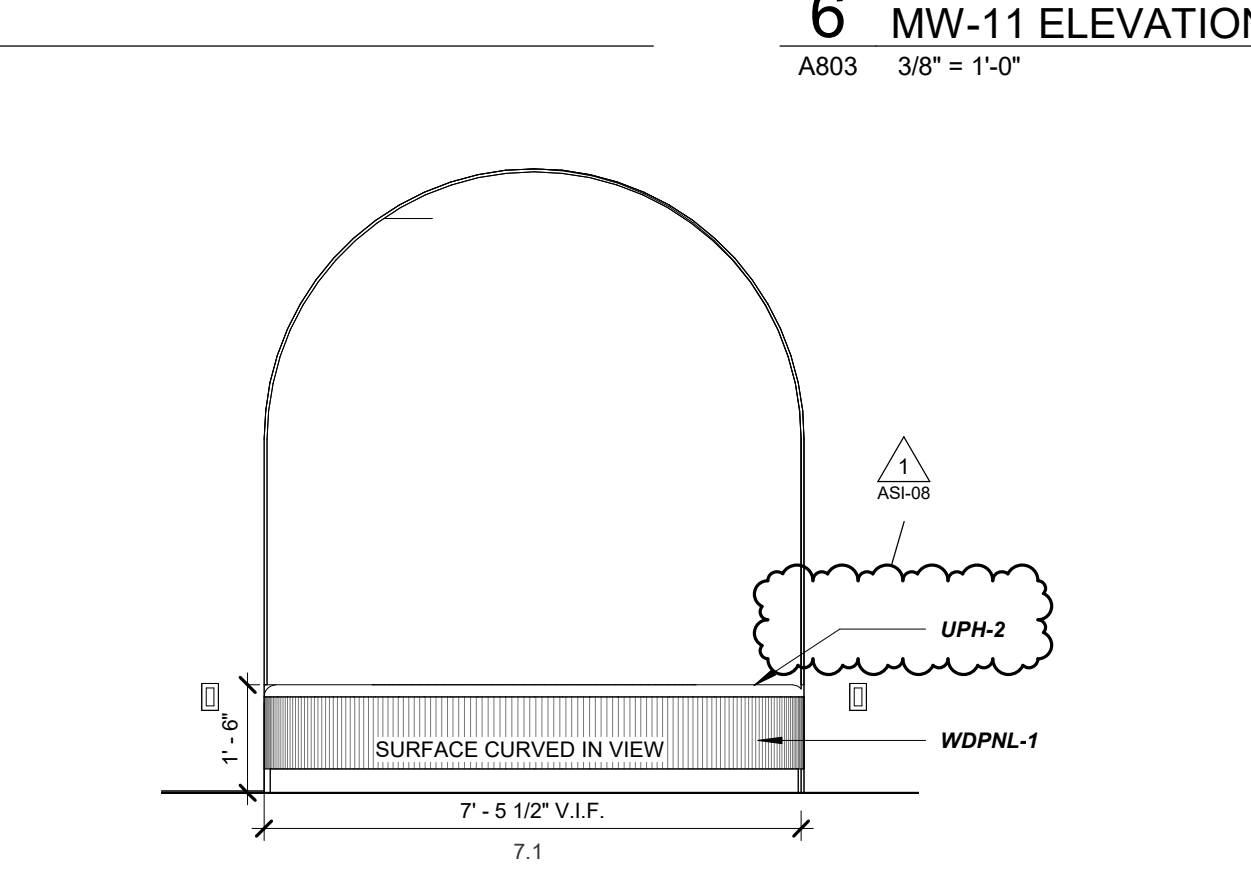
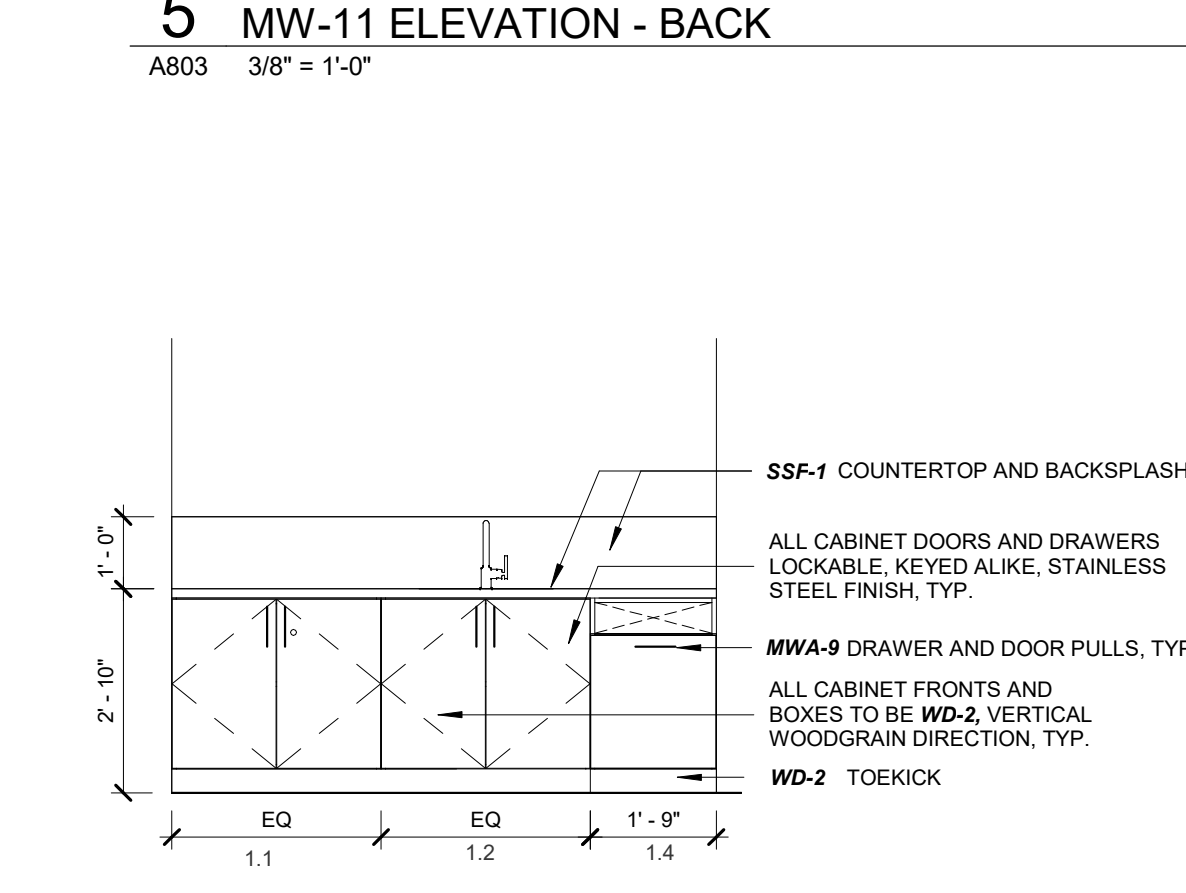
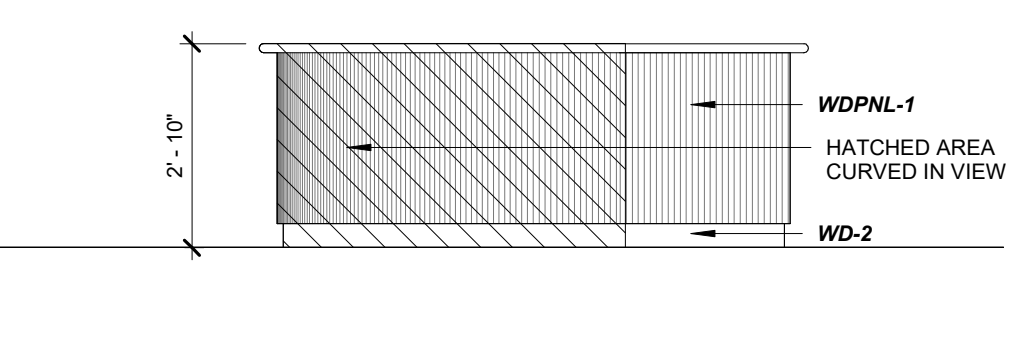
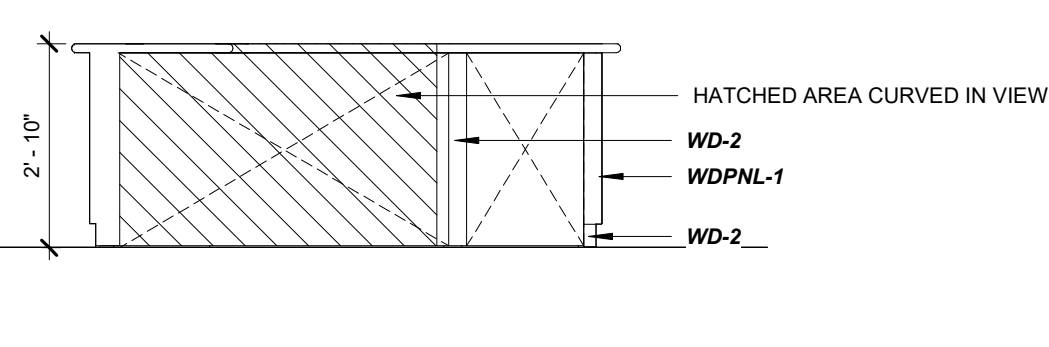
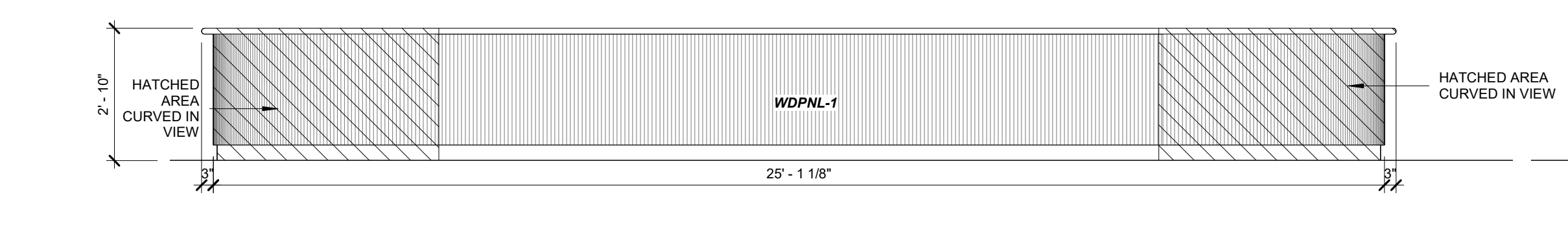
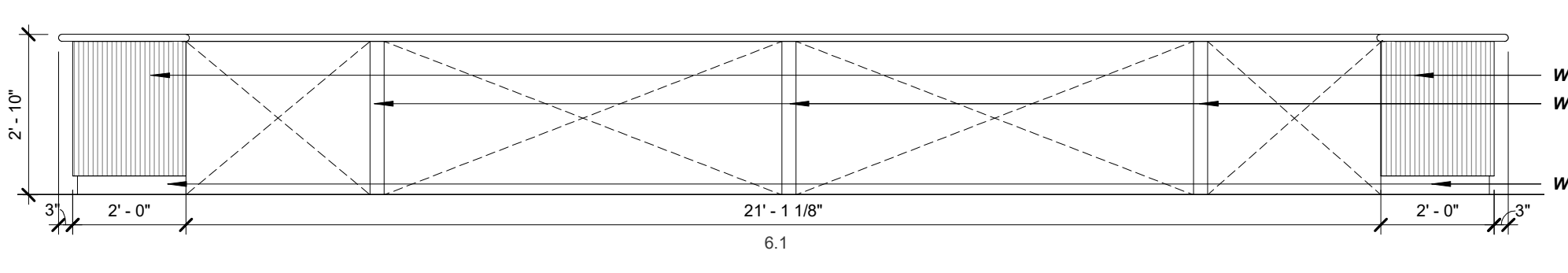
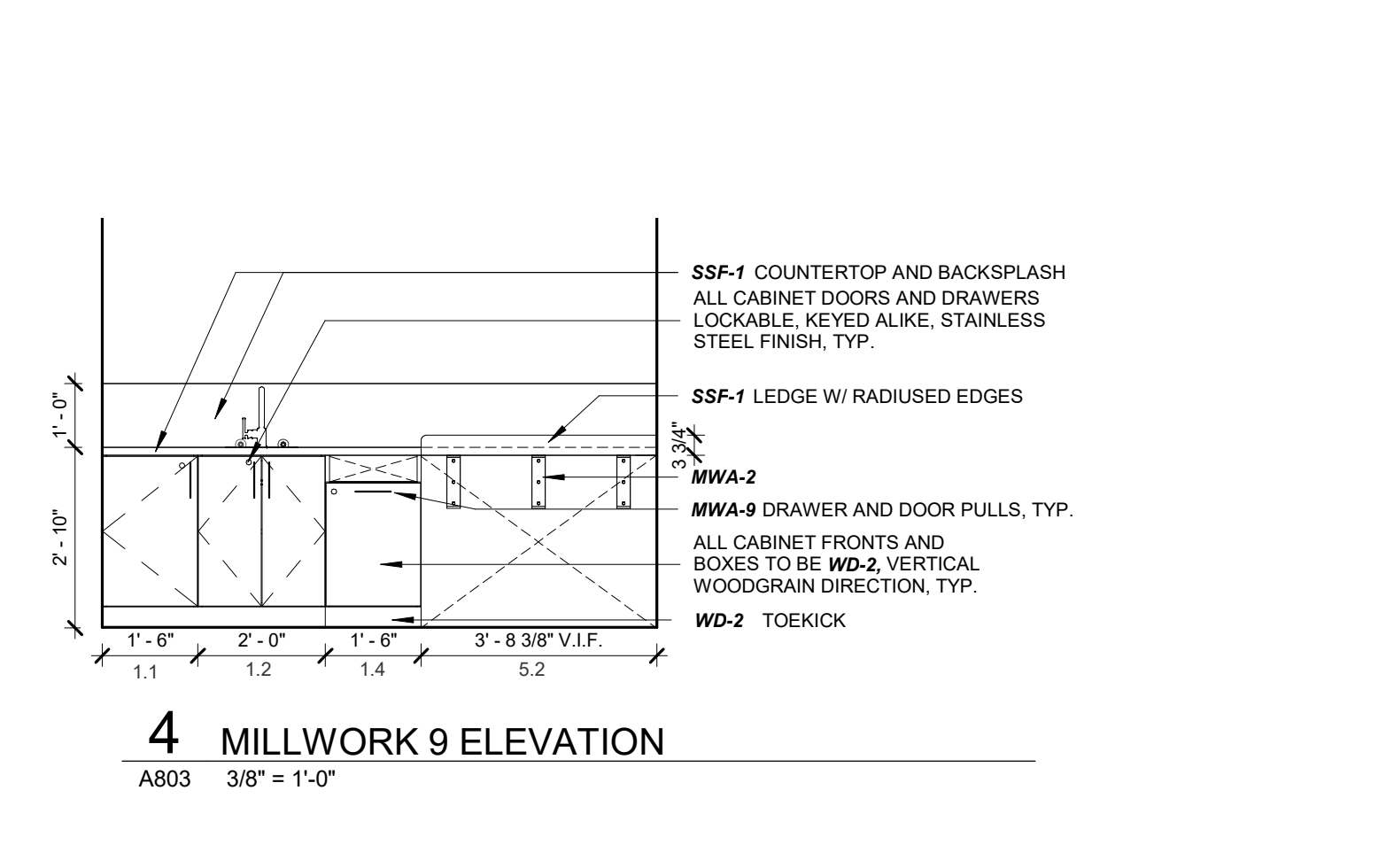
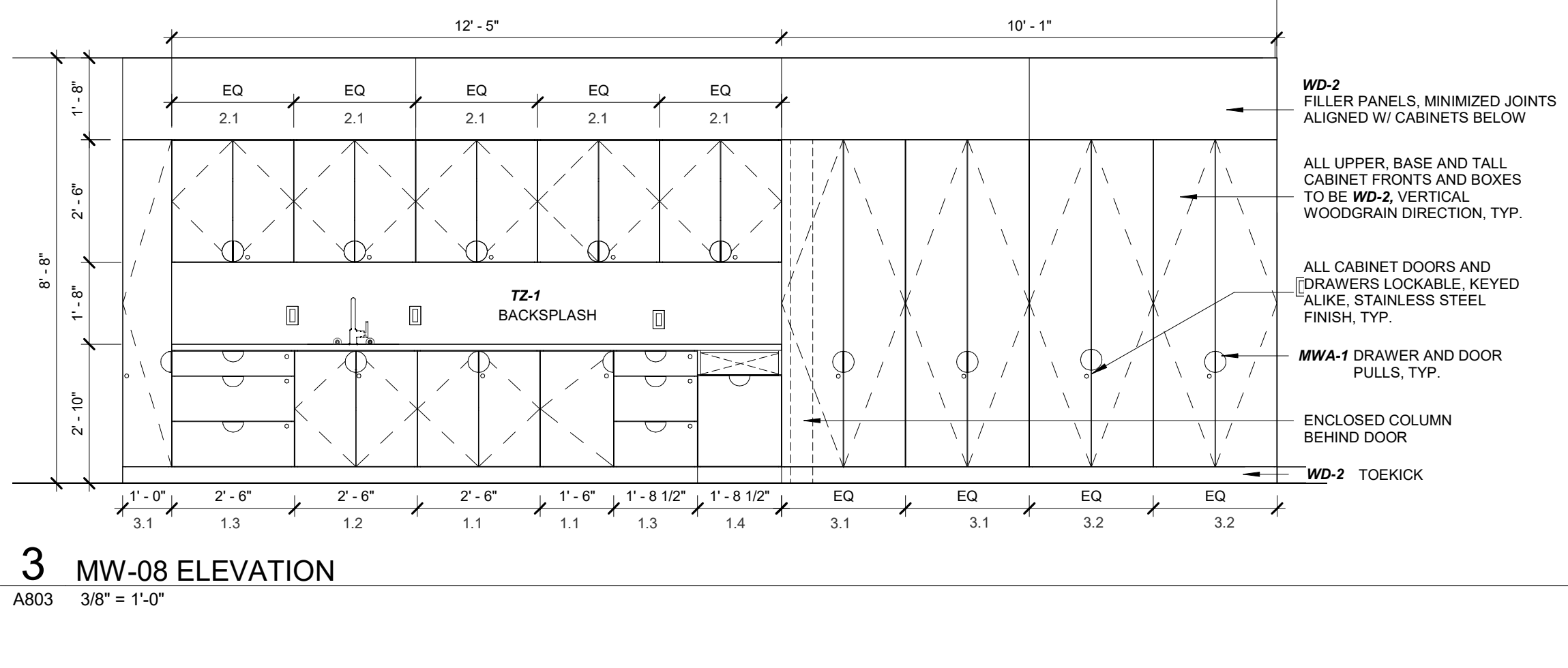
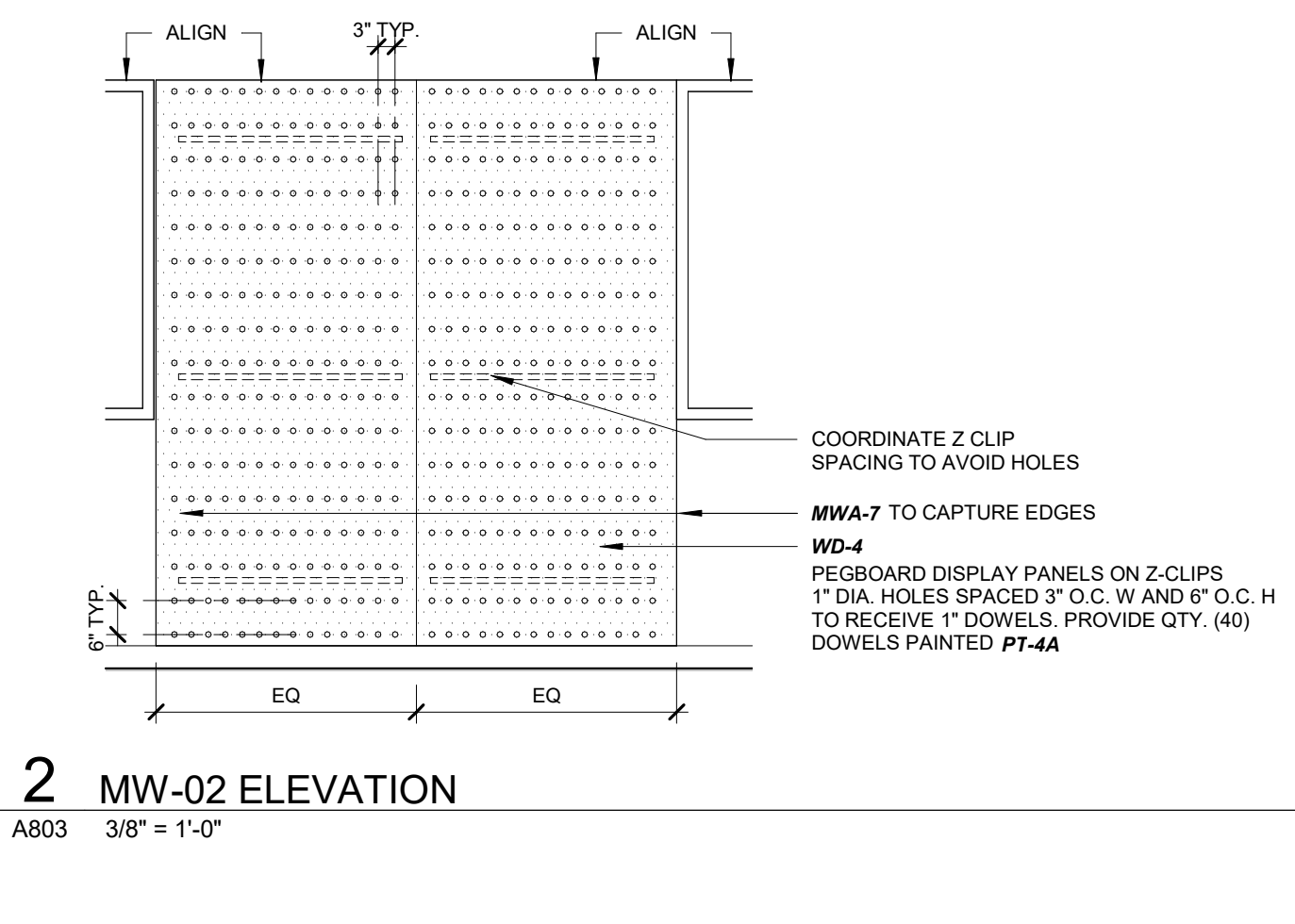
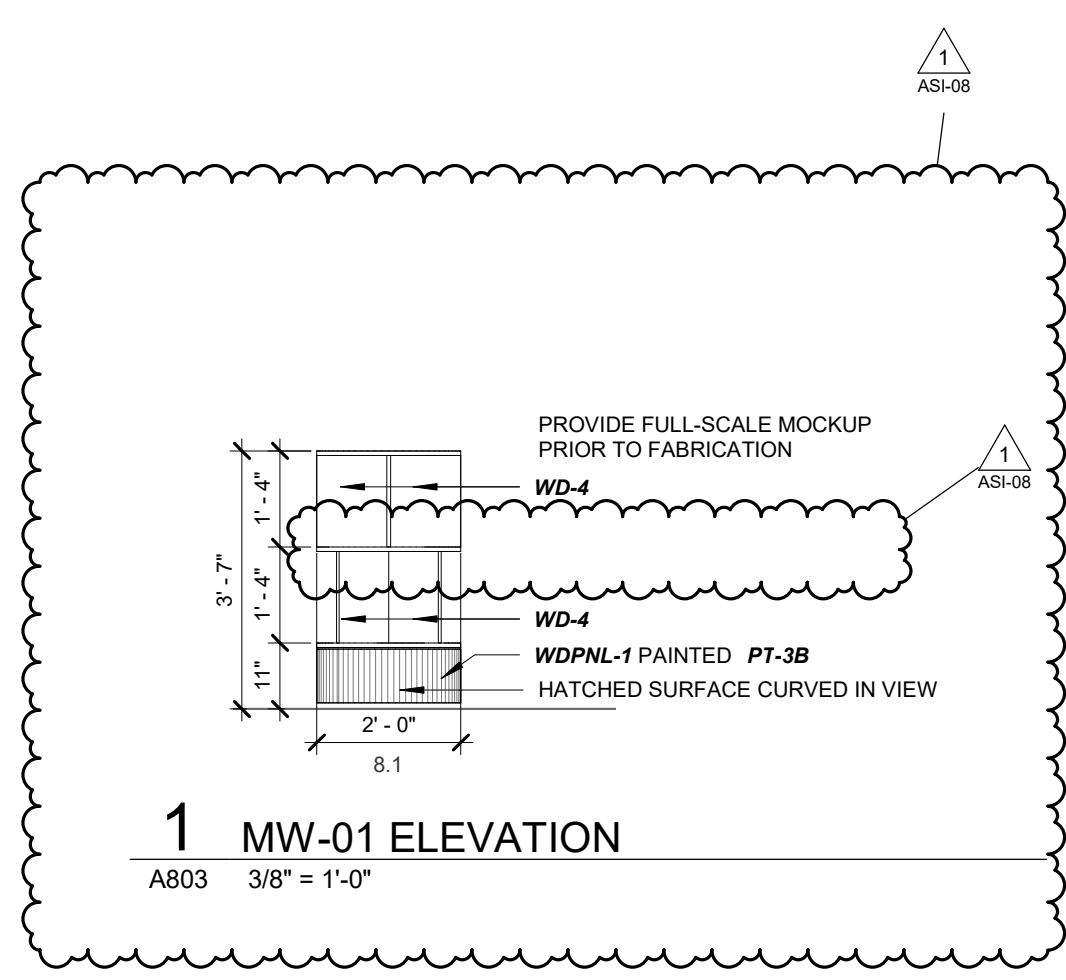
ASI-06

Mark	Date	Description
1	10/26/2022	LARGE SCALE DEVELOPMENT SUBMITTAL
2	11/14/2022	SECOND LSD SUBMITTAL
3	11/28/2022	THIRD LSD SUBMITTAL
4	12/21/2022	PERMIT SET
5	1/6/2023	BID SET
6	2/22/2023	BID SET - ADDENDUM 3
7	3/30/2023	ASI-01
8	9/21/2023	ASI-08

© 2023 MSR Design, Inc. All Rights Reserved.

MILLWORK  
ENLARGED PLANS

**A802**



10/28/2022 LARGE SCALE DEVELOPMENT SUBMITTAL  
 11/14/2022 SECOND LSD SUBMITTAL  
 11/28/2022 THIRD LSD SUBMITTAL  
 12/1/2022 PERMIT SET  
 1/6/2022 BID SET  
 1 9/21/2023 ASI-08

Architecture and Interiors  
**MSRDesign**  
 510 Marquette Avenue South, Suite 200  
 Minneapolis, MN 55402 | 612.375.0336

Associate Architect  
**Hight Jackson Associates PA**  
 5201 W Village Plaza #300  
 Rogers, AR 72758 | 479.464.4965

Civil Engineer  
**E | D | G**  
 216 West Birch Street  
 Rogers, AR 72758 | 501.378.0200

Landscape Architect  
**TEN x TEN**  
 575 SE 9th St #210  
 Minneapolis, MN 55414 | 612.440.8369

Structural Engineer  
**Tatum Smith Welcher Engineers, Inc.**  
 3100 S Market St #202  
 Rogers, AR 72758 | 479.621.6128

MEP Engineer  
**HP Engineering, Inc.**  
 5504 W. Pinnacle Point Drive Suite 200  
 Rogers, AR 72758 | 479.899.6370

Project No. 2021037  
**Bentonville Public Library Expansion**  
 405 S Main Street  
 Bentonville, AR 72712

I hereby certify that this plan, specification or report was prepared by me or under my direct supervision and that I am a duly Licensed Architect under the Laws of the State of Arkansas.  
 Architect Seal



Signature  
 Print Name **Matthew Krutord**  
 Date 7/28/2023 License No. 10100

ASI-06

ISSUE / REVISION

© 2023 MSRDesign, Inc. All Rights Reserved.

MILLWORK ELEVATIONS

**A803**

