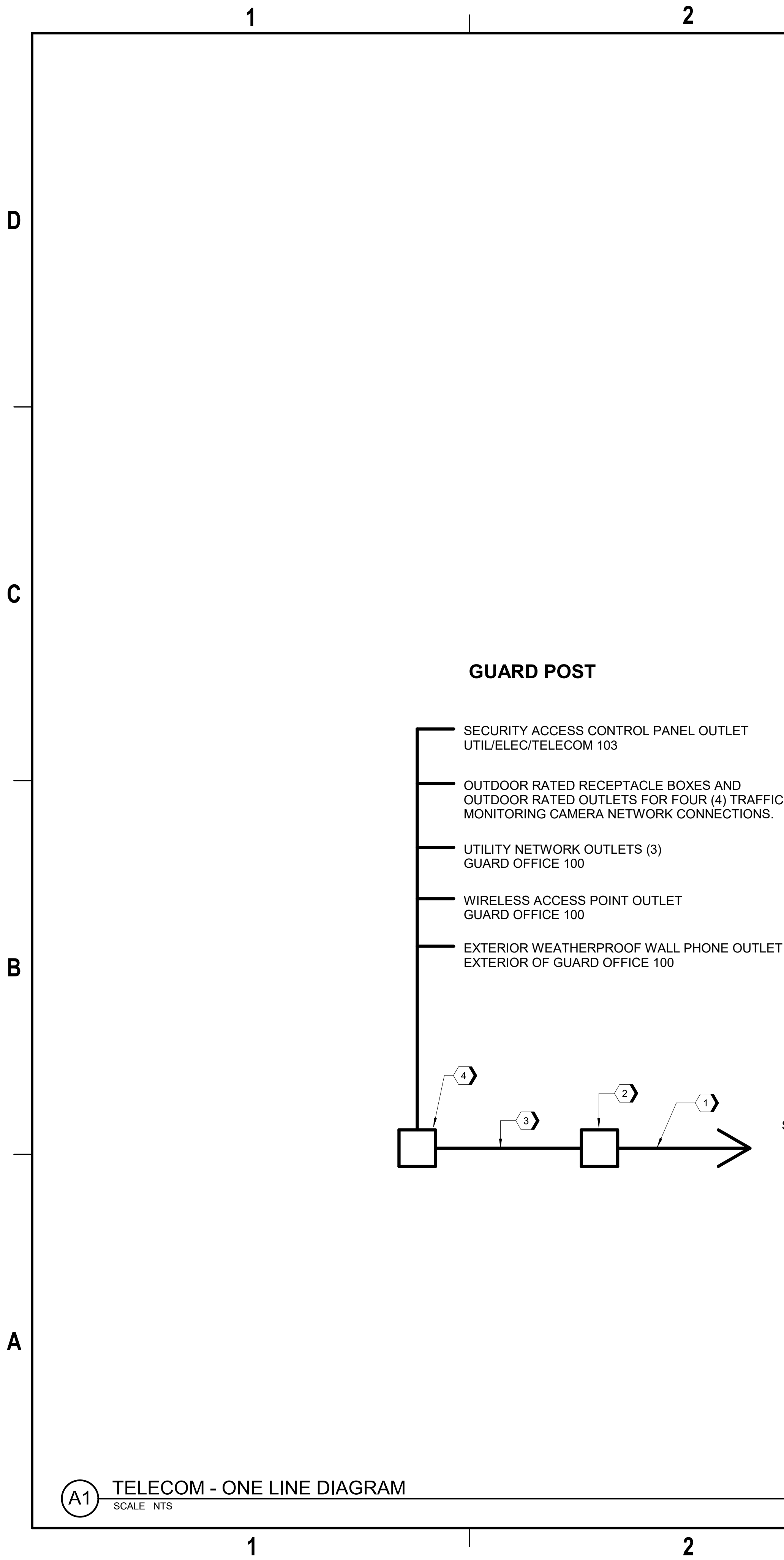


9/12/2024 11:06:05 AM T-601
Autodesk Docs/US_D3754502_US_Aerojet Rocketdyne/D3754502_CIMDN_OSD_GuardPost_TCOMSEC.rvt



A1 TELECOM - ONE LINE DIAGRAM
SCALE NTS

#SHEET KEYNOTES



- 2 x 4" LATERAL CONDUITS EXTENDING VIA 3' X 3' HANDHOLE TO FIBER HUT #1.
- 3' x 3' TELECOMMUNICATIONS HAND HOLE APPROXIMATELY 70' EAST OF THE GUARD POST FOR INTERCONNECTION OF THE GUARD POST TO THE CAMPUS BACKBONE NETWORK.
- 2 x 4" TELECOMMUNICATIONS BUILDING ENTRANCE CONDUITS FOR INTERCONNECTION OF THE GUARD POST TO THE CAMPUS BACKBONE NETWORK.
- 24" WIDE x 30" DEEP 26 RU WALL MOUNTED TELECOMMUNICATIONS EQUIPMENT CABINET FOR EXTENDING NETWORK SERVICES WITHIN THE GUARD POST.



1889 Bryan Street Suite 3500 Dallas, TX 75201
Tel: 214-638-0145 Fax: 214-638-0447
Entity: Jacobs Engineering Group Inc.
License: Professional Engineering
Exp. Date: 12/31/2024



REGISTERED COMMUNICATIONS DISTRIBUTION DESIGNER
Robert A Prichard
BICSI ID #107014
EXPIRES 12-31-25
RCDD

Jacobs 

TELECOMMUNICATION
ONE-LINE DIAGRAM

Guard-Post
Camden OSD
Calhoun County, Arkansas
Aerojet Rocketdyne

SHEET NO	
T-601	
SCALE	NTS
DATE	09/18/2024
PROJ	D3754502
DWG	CIMDN_OSD_GuardPost_T601