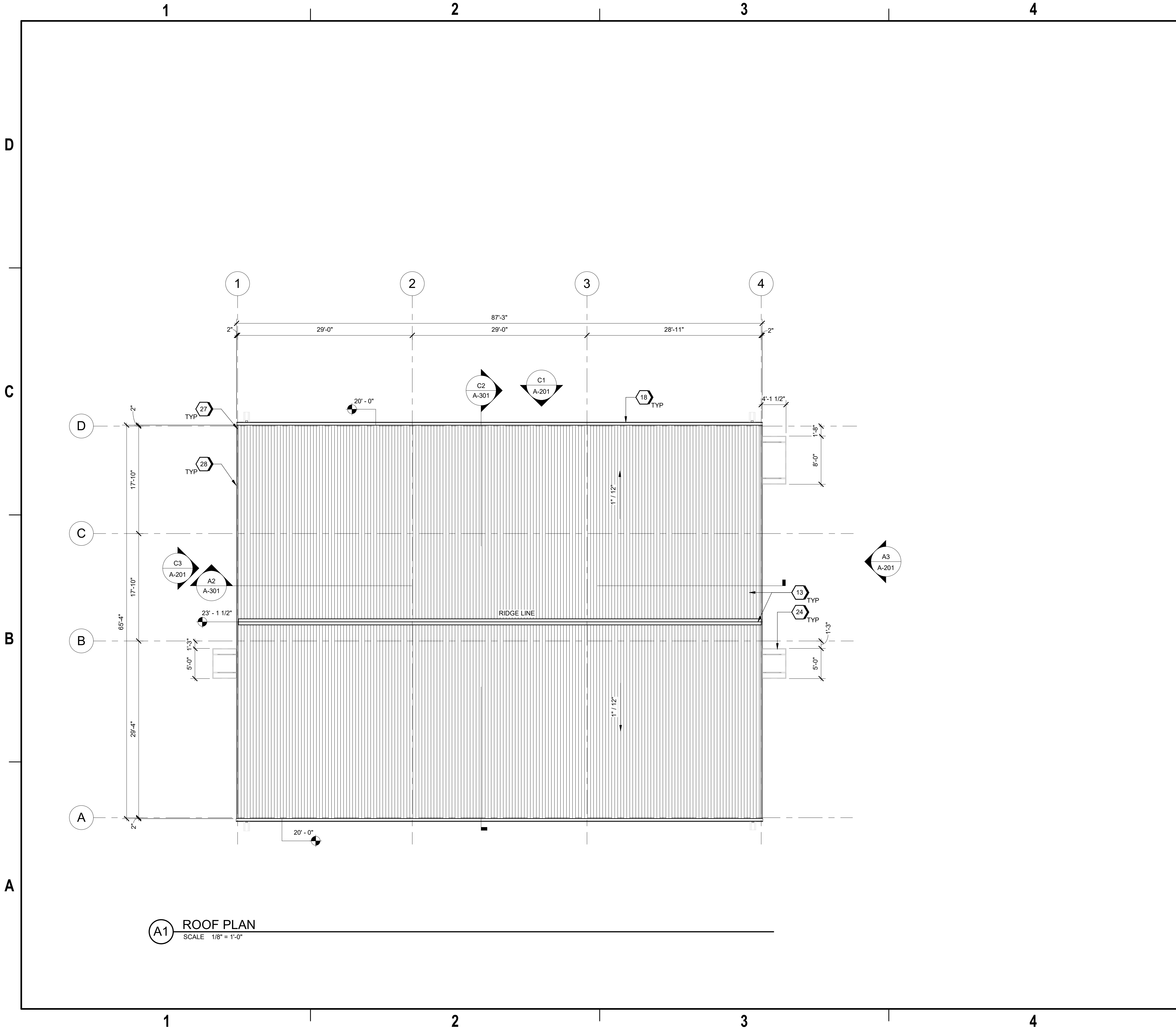


9/18/2024 9:28:01 AM AE103  
Autodesk Docs/US\_D3754502\_FED\_Aerojet Rocketdyne/D3754502\_CIMDN\_OSD\_Conditioning-Boxes\_ARCH-INT.rvt



A1 ROOF PLAN  
SCALE 1/8" = 1'-0"

GENERAL SHEET NOTES

- A. FINISHED FLOOR ELEVATION 0'-0" IS A REFERENCE ELEVATION FOR COORDINATION WITH BUILDING ELEMENTS. ACTUAL ELEVATION IS INDICATED ON CIVIL DRAWINGS
- B. FOR ARCHITECTURAL GENERAL NOTES, SYMBOLS, AND LEGEND, REFER TO DRAWING G-002.
- C. FOR BUILDING CODE DATA AND LIFE SAFETY PLAN, REFER TO DRAWING G-101.
- D. REFER TO EQUIPMENT PLAN SHEET FOR FURNITURE AND EQUIPMENT.
- E. REFER TO ELECTRICAL FOR LIGHTING PROTECTION.
- F. FOR ARCHITECTURAL ROOF AND WALL ASSEMBLY, REFER TO SHEET A-800

# SHEET KEYNOTES

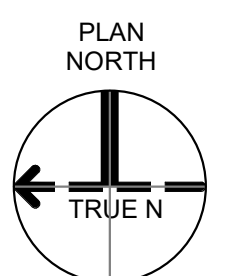
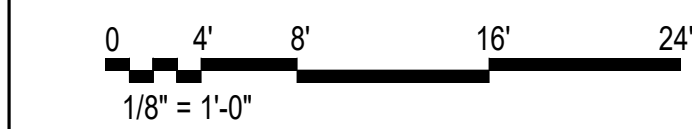
- 13 PEMB SHEET METAL ROOFINGS, RIDGE CAP, RAKE AND EAVE TRIM AND FLASHING - TYPICAL
- 18 CONT. METAL GUTTER 5" DEEP X 6" WIDE. COLOR TO MATCH THE BUILDING
- 24 PEMB: SHEET METAL, ENTRY DOOR CANOPY - TYPICAL
- 27 PEMB: RAKE TRIM AND FASCIA - TYPICAL
- 28 6" DEEP CONCRETE PIT - TYPICAL

LEGEND

- PRIMARY PERSONNEL FLOW
- PRIMARY MATERIAL FLOW
- OWNER FURNISHED EQUIPMENT

\* NOTE: FOR USER REFERENCE, NOT IN SCOPE OF CONSTRUCTION

GRAPHIC SCALE(S)



SHEET NO AE103	
SCALE As indicated	DATE 09/18/24
PROJ D3754502	DWG CIMDN_OSD_Conditioning-Boxes_AE103

JACOBS

ARCHITECTURE  
ROOF PLAN

Conditioning Boxes  
Camden OSD  
Calhoun County, Arkansas  
Aerojet Rocketdyne

DR	IE	NDYA	CHK	BH	TM
DSGN	NO.	DATE	REVISION	BY	APVD
0	09/18/2024	100% ISSUED FOR CONSTRUCTION - EXPANSION	IE	TM	

© Jacobs 2024. All rights reserved.