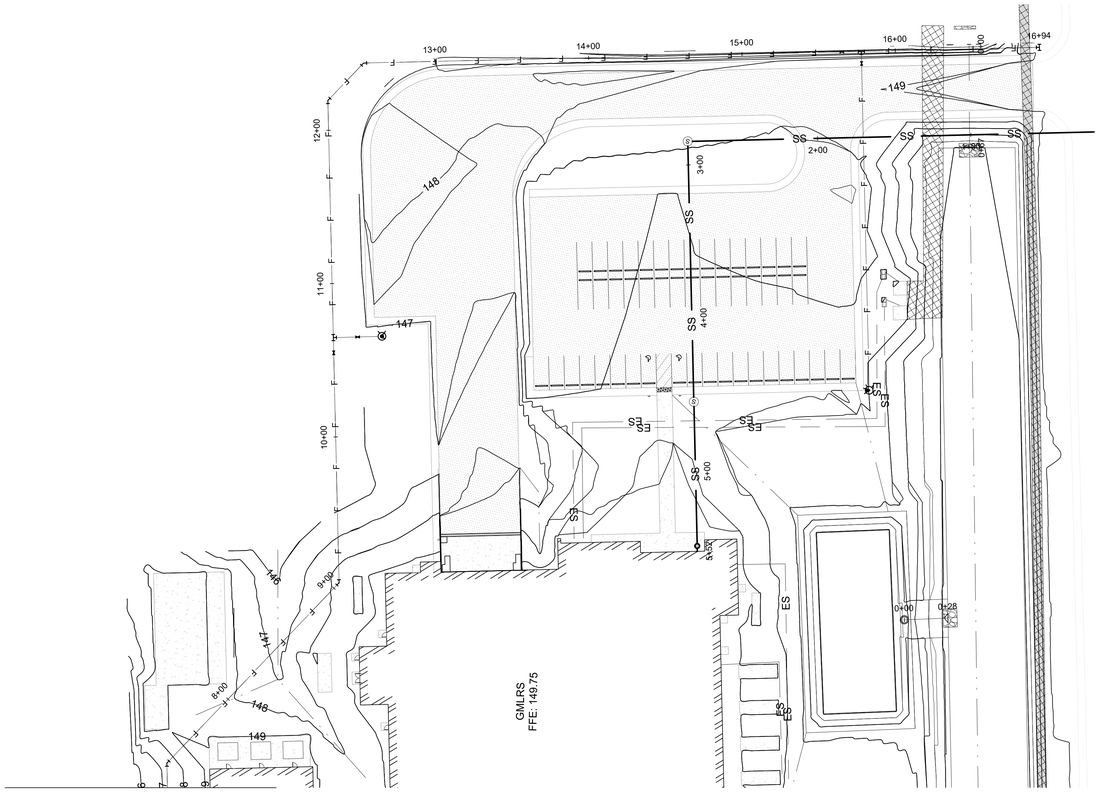

SEE SHEET CU219

B1 UTILITY PLAN - GMLRS FIRELINE 1
SCALE 1" = 40'

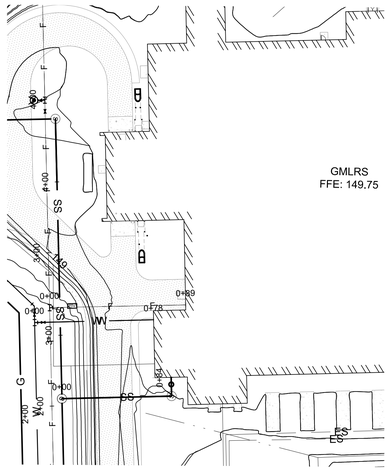

D4 UTILITY PLAN - GMLRS FIRELINE 2
SCALE 1" = 40'

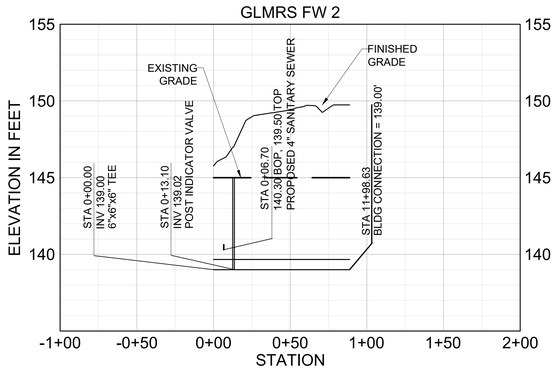

C4 FIRELINE PROFILE - GMLRS 2
VERTICAL SCALE 1"=4'
HORIZONTAL SCALE 1"=40'

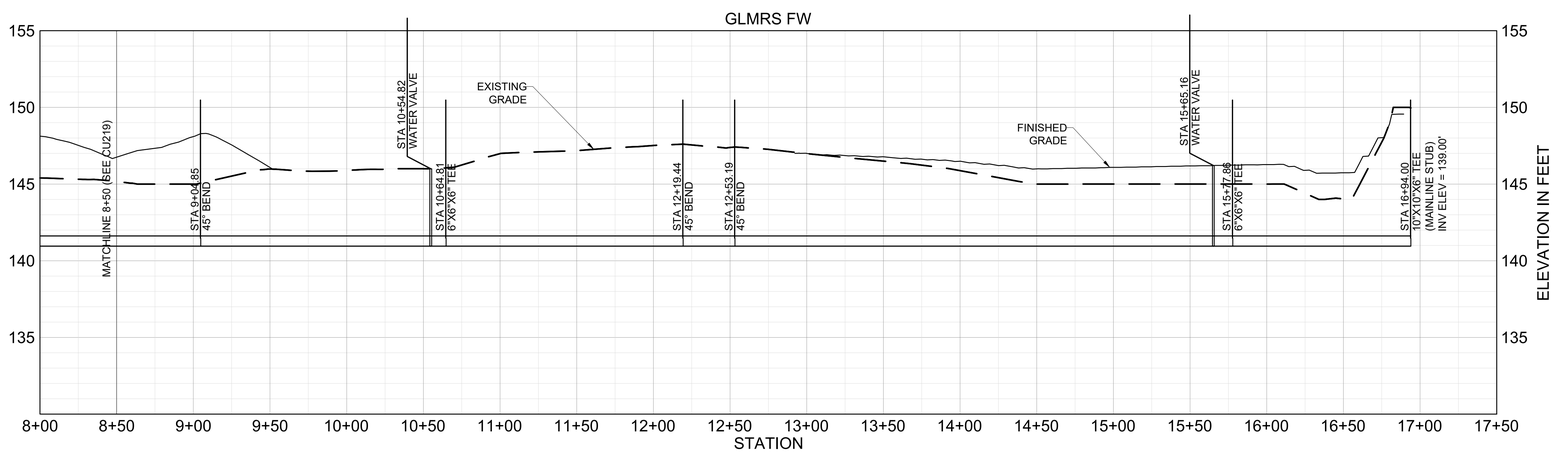

A2 FIRELINE PROFILE - GMLRS 1
VERTICAL SCALE 1"=4'
HORIZONTAL SCALE 1"=40'

GENERAL NOTES

1. BOLLARDS MUST BE INSTALLED SUCH THAT THE USE OF HYDRANT OUTLETS AND FDC INLETS ARE UNOBSTRUCTED.
2. SEE ELECTRICAL DRAWINGS FOR INFORMATION ON SITE LIGHTING.
3. PROVIDE THRUST BLOCKS PER DETAIL B3/CU501 AT ALL WATER LINE BENDS.
4. UTILITY LINE SIZING BASED ON BUILDING LOADS FROM 60% DESIGN ON CAMDEN SITE EXPANSION.
5. CONNECTION POINTS TO THE LSRM SITE UTILTIES ARE BASED ON 30% UTILITY PLANS. UTILITY SIZING AND POCS BETWEEN PROJECTS MUST BE COORDINATED BETWEEN CONSTRUCTION CONTRACTOR AND EOR OF LSRM EXPANSION.
6. SEE FIRE PROTECTION DRAWINGS FOR INFORMATION ON FIREWATER TANK/PUMPHOUSE.

LEGEND

SS	SANITARY SEWER
W	DOMESTIC WATER
G	HIGH PRESSURE GAS
F F	FIRE WATER
E E E	ELECTRICAL
	SITE LIGHTING
	WATER VALVE
	FIRE HYDRANT

KEY PLAN

0 20' 40' 80' 120'
1" = 40'-0"

PLAN NORTH
TRUE N

NABHOLZ

STATE OF ARKANSAS
REGISTERED PROFESSIONAL ENGINEER
Kenneth Kendy
No. 2680
Kenneth Kendy
Kenya H. Kendy

Jacobs
777 Main Street
Fort Worth, Tx 76102
Entity: Jacobs Engineering Group Inc. License # 176
Licensed Dept: Engineering License Expiration: 03/12/2024

NO.	DATE	DSGN	DR	CHK	APVD	BY
B	2024-07-19	100% ISSUED FOR CONSTRUCTION - DEVELOPMENT	DG	TM	TM	TM
A	2024-07-01	100% ISSUED FOR REVIEW - DEVELOPMENT	DG	TM	APVD	

REVISION

DGG JP/BM RR

REUSE OF DOCUMENTS: THIS DOCUMENT, AND THE IDEAS AND DESIGNS INCORPORATED HEREIN, AS AN INSTRUMENT OF PROFESSIONAL SERVICE, IS THE PROPERTY OF JACOBS AND IS NOT TO BE USED, IN WHOLE OR IN PART, FOR ANY OTHER PROJECT WITHOUT THE WRITTEN AUTHORIZATION OF JACOBS.

© Jacobs Solutions 2023. ALL RIGHTS RESERVED.

Site Development
Camden OSD
Camden, Arkansas
Aerojet Rocketdyne

FIRELINE PROFILE - GMLRS 1, 2

SHEET NO CU220

SCALE	AS SHOWN
DATE	07/01/2024
PROJ	D3547405
DWG	CU220.dwg
SHEET	73 of 99

C:\Users\Prislijp\DC\ACCDocs\Jacobs\US_D3754500_FED_Aerojet Rocketdyne\Project Files\CMDN Civil WIP\740\CU220.dwg

PLOT DATE/TIME: 7/23/2024 11:19 AM